




Annex B.ii. Photograph EUT Internal Photos




EUT PCBA 1 – Front View



EUT PCBA 1 – Rear View




EUT PCBA 2 – Front View




433MHz
Receiving
Antenna

EUT PCBA 2 – Rear View




2.4G Module Front View



2.4G Module Rear View

Test Report No.	16021564-FCC-E
Page	27 of 35



2.4G Module Shielding off Front View