

Appendix C. Test Setup Photographs & EUT Photographs

Test Setup Photographs

EUT Bottom (2.4GHz)



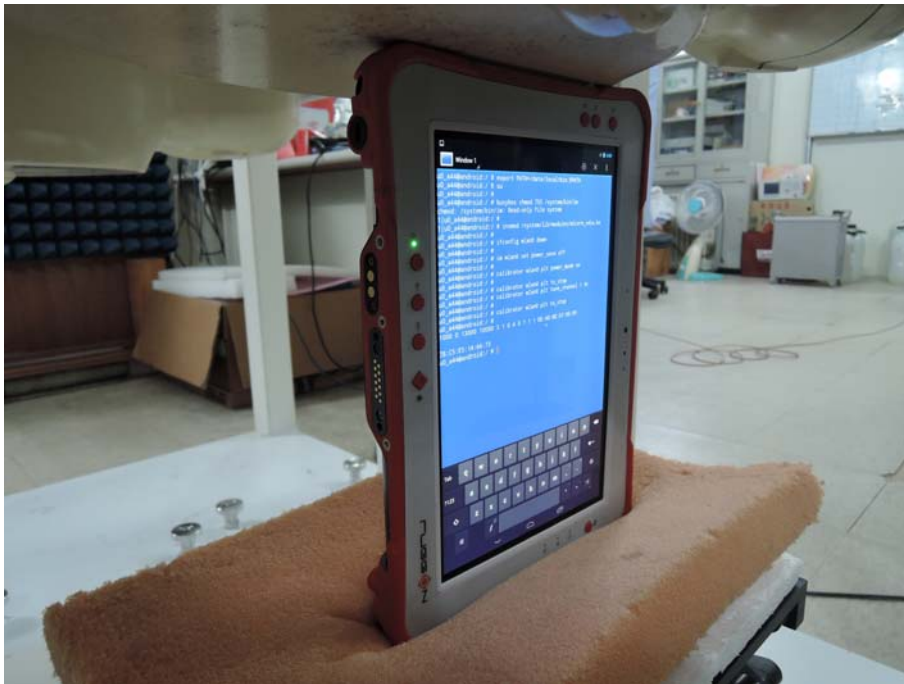
EUT Top (2.4GHz)




EUT Back (2.4GHz)



EUT Left-Side (2.4GHz)



EUT Back (5GHz)




EUT Left-Side (5GHz)



Depth of the liquid in the phantom-Zoom In (2.4GHz)



Depth of the liquid in the phantom-Zoom In (5GHz)



Note: The positions used in the measurements were according to IEEE 1528-2013.