

### RBW and VBW Parameter setting:

According to KDB 789033 section II.G.5 Procedure for Unwanted Maximum Emissions Measurements above 1000 MHz.

RBW = 1MHz.

VBW  $\geq$  3MHz.

According to KDB 789033 section II.G.6 Procedures for Average Unwanted Emissions Measurements above 1000 MHz.

RBW = 1MHz.

VBW = 10Hz, when duty cycle  $\geq$  98 %

VBW  $\geq$  1/T, when duty cycle < 98 %

( T refers to the minimum transmission duration over which the transmitter is on and is transmitting at its maximum power control level for the tested mode of operation.)

5GHz band	Duty Cycle (%)	T (ms)	1/T (Hz)	VBW (Hz)
802.11a	94.63	2.0435	489	500
802.11ac20	89.18	0.9565	1045	2000
802.11ac40	90.27	0.9420	1062	2000
802.11ac80	78.67	0.4275	2339	3000

Note: Duty Cycle Refer to Section 5

## 4.4. Uncertainty

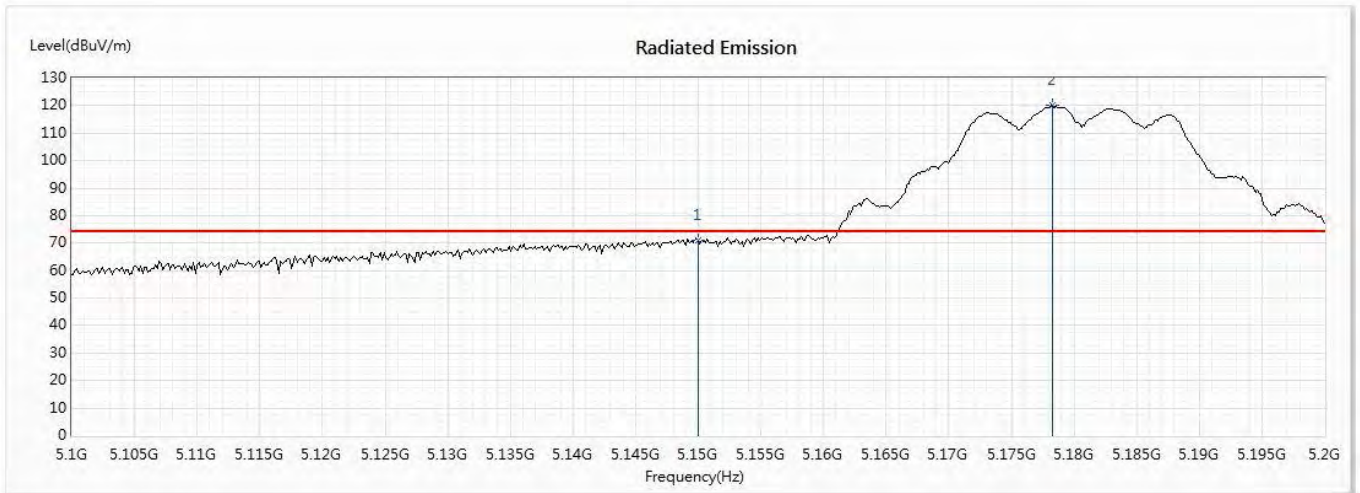
$\pm$ 4.08 dB below 1GHz

$\pm$ 4.22 dB above 1GHz

### 4.5. Test Result of Band Edge

Product : WiFi SOM Module  
 Test Item : Band Edge Data  
 Test Date : 2020/01/06  
 Test Mode : Mode 1:802.11a-Channel 36 (5180MHz)

Horizontal



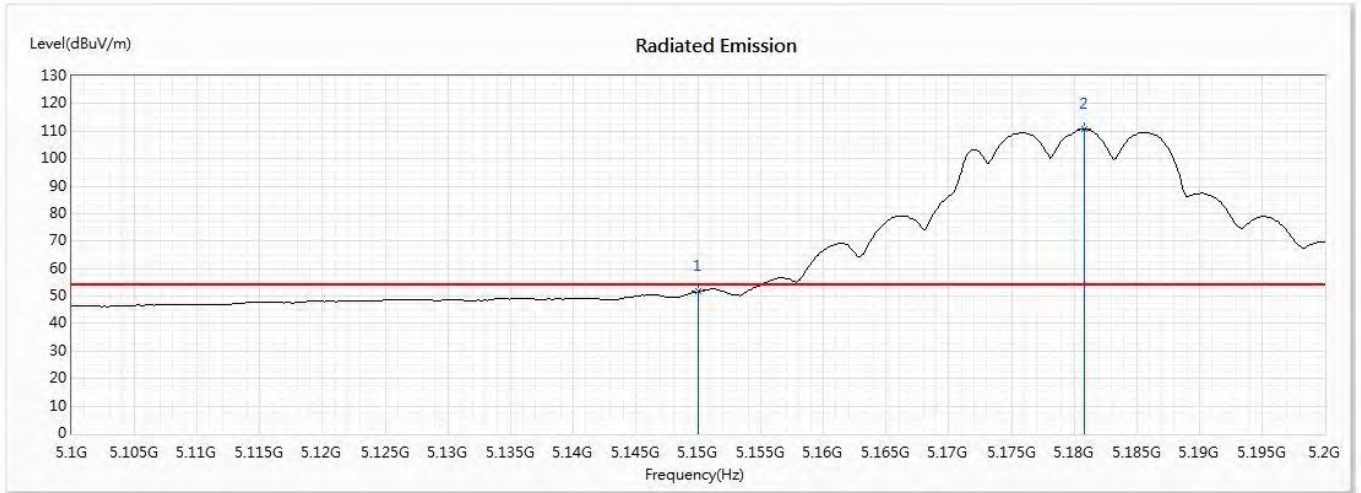
No	Frequency (MHz)	Emission Level (dBuV/m)	Limit (dBuV/m)	Margin (dB)	Reading Level (dBuV)	Correct Factor (dB/m)	Detector Type
1	5150	71.08	74.00	-2.92	52.51	18.57	PK
! 2	5178.261	120.17	--	--	101.74	18.43	PK

Note:

1. All readings above 1GHz are performed with peak and/or average measurements as necessary.
2. Measurement Level = Reading Level + Correct Factor.
3. The average measurement was not performed when the peak measured data under the limit of average detection.

Product : WiFi SOM Module  
 Test Item : Band Edge Data  
 Test Date : 2020/01/06  
 Test Mode : Mode 1:802.11a-Channel 36 (5180MHz)

Horizontal



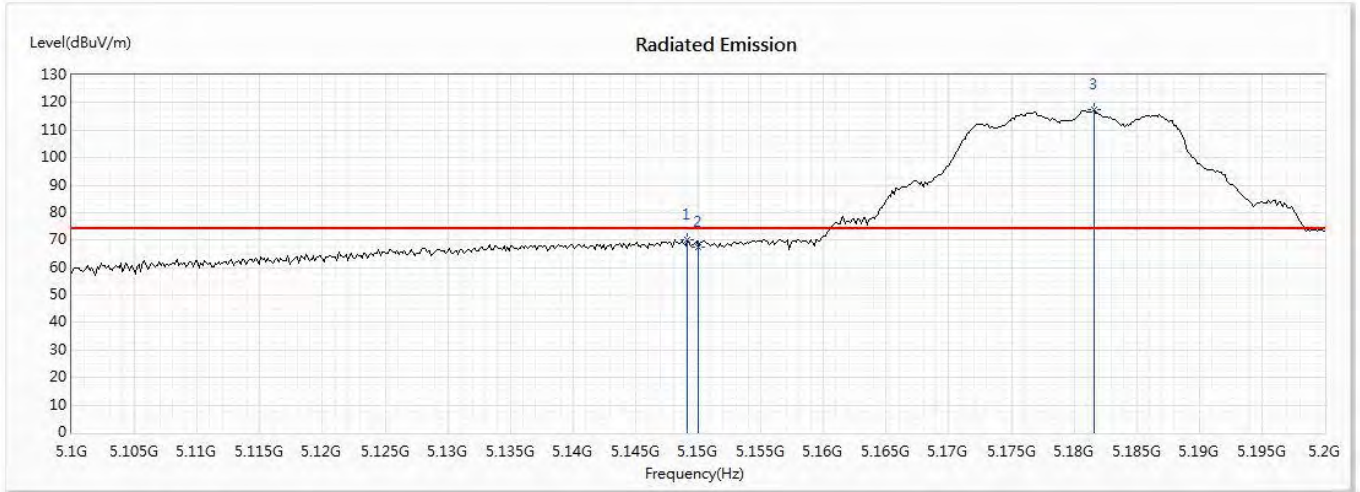
No	Frequency (MHz)	Emission Level (dBuV/m)	Limit (dBuV/m)	Margin (dB)	Reading Level (dBuV)	Correct Factor (dB/m)	Detector Type
1	5150	51.67	54.00	-2.33	33.10	18.57	AV
2	5180.87	110.87	--	--	92.46	18.41	AV

Note:

1. All readings above 1GHz are performed with peak and/or average measurements as necessary.
2. Measurement Level = Reading Level + Correct Factor.
3. The average measurement was not performed when the peak measured data under the limit of average detection.

Product : WiFi SOM Module  
 Test Item : Band Edge Data  
 Test Date : 2020/01/06  
 Test Mode : Mode 1:802.11a-Channel 36 (5180MHz)

Vertical



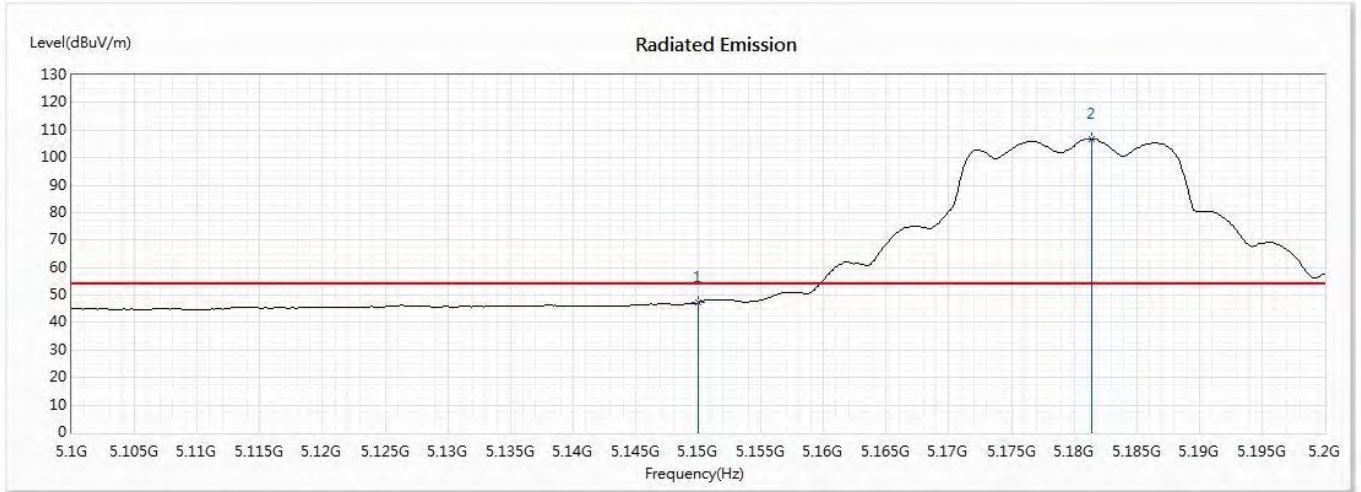
No	Frequency (MHz)	Emission Level (dBuV/m)	Limit (dBuV/m)	Margin (dB)	Reading Level (dBuV)	Correct Factor (dB/m)	Detector Type
1	5149.13	69.98	74.00	-4.02	51.40	18.58	PK
2	5150	67.63	74.00	-6.37	49.06	18.57	PK
3	5181.594	117.29	--	--	98.89	18.40	PK

Note:

1. All readings above 1GHz are performed with peak and/or average measurements as necessary.
2. Measurement Level = Reading Level + Correct Factor.
3. The average measurement was not performed when the peak measured data under the limit of average detection.

Product : WiFi SOM Module  
 Test Item : Band Edge Data  
 Test Date : 2020/01/06  
 Test Mode : Mode 1:802.11a-Channel 36 (5180MHz)

Vertical



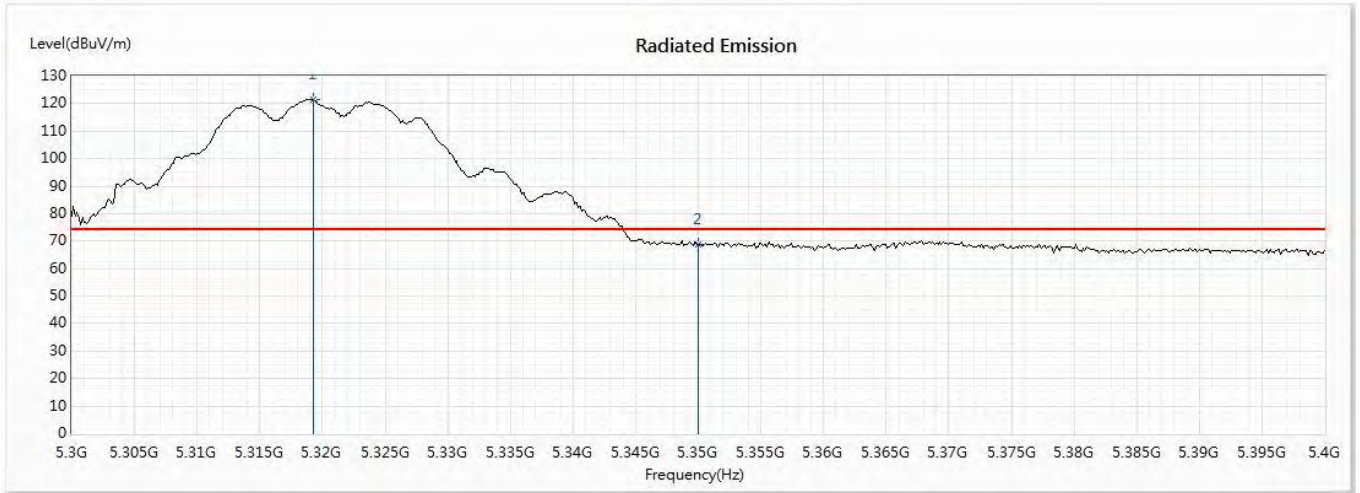
No	Frequency (MHz)	Emission Level (dBuV/m)	Limit (dBuV/m)	Margin (dB)	Reading Level (dBuV)	Correct Factor (dB/m)	Detector Type
1	5150	47.16	54.00	-6.84	28.59	18.57	AV
2	5181.449	106.82	--	--	88.42	18.40	AV

Note:

1. All readings above 1GHz are performed with peak and/or average measurements as necessary.
2. Measurement Level = Reading Level + Correct Factor.
3. The average measurement was not performed when the peak measured data under the limit of average detection.

Product : WiFi SOM Module  
 Test Item : Band Edge Data  
 Test Date : 2020/01/06  
 Test Mode : Mode 1:802.11a -Channel 64 (5320MHz)

Horizontal



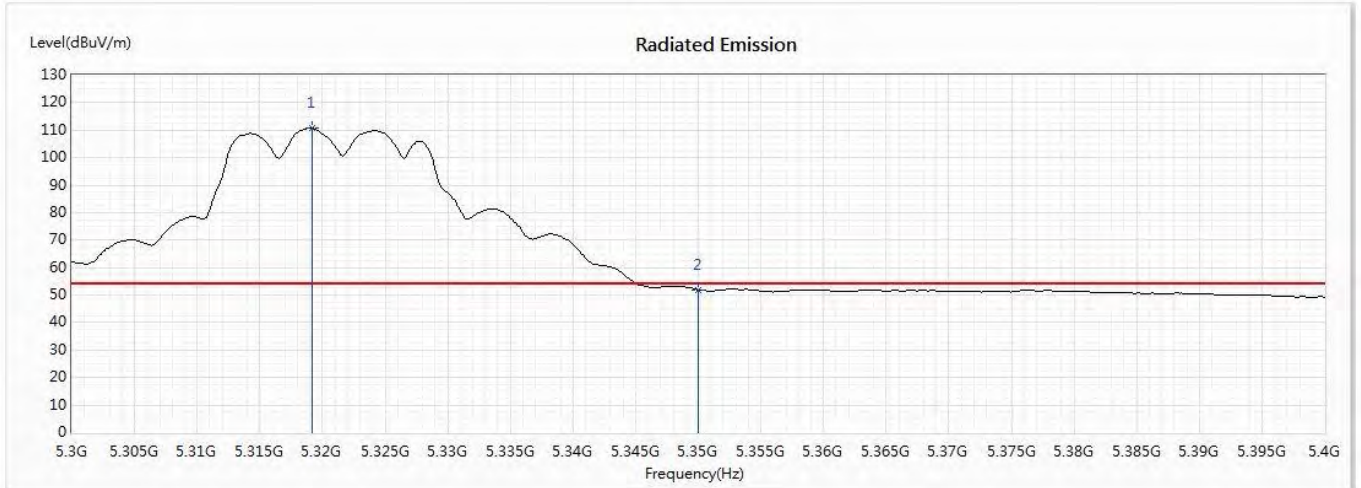
No	Frequency (MHz)	Emission Level (dBuV/m)	Limit (dBuV/m)	Margin (dB)	Reading Level (dBuV)	Correct Factor (dB/m)	Detector Type
! 1	5319.275	121.64	--	--	103.02	18.62	PK
2	5350	68.98	74.00	-5.02	50.15	18.83	PK

Note:

1. All readings above 1GHz are performed with peak and/or average measurements as necessary.
2. Measurement Level = Reading Level + Correct Factor.
3. The average measurement was not performed when the peak measured data under the limit of average detection.

Product : WiFi SOM Module  
 Test Item : Band Edge Data  
 Test Date : 2020/01/06  
 Test Mode : Mode 1:802.11a -Channel 64 (5320MHz)

Horizontal



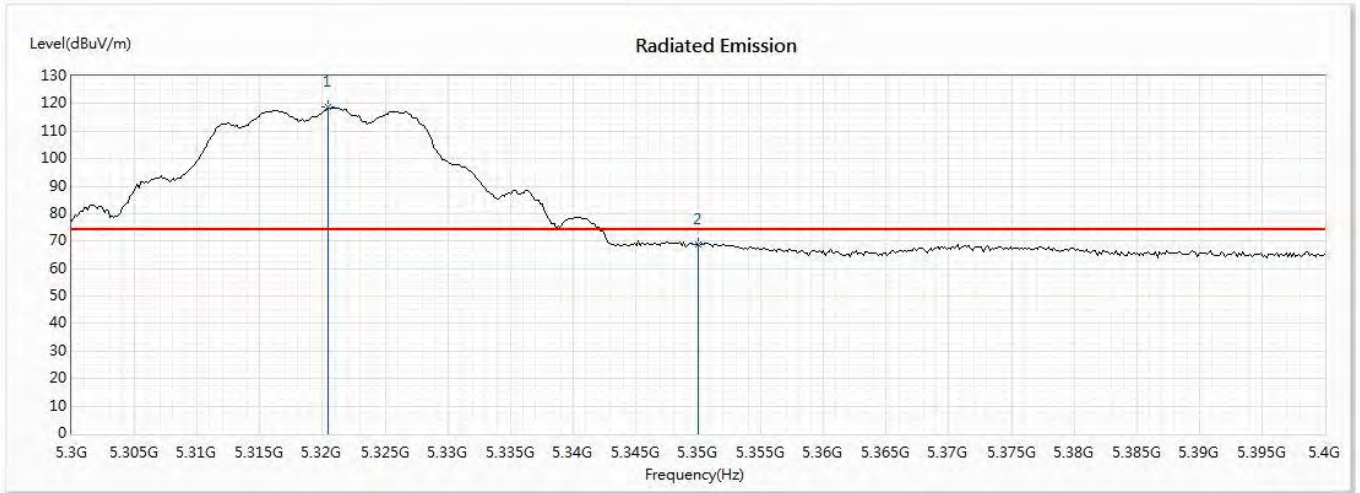
No	Frequency (MHz)	Emission Level (dBuV/m)	Limit (dBuV/m)	Margin (dB)	Reading Level (dBuV)	Correct Factor (dB/m)	Detector Type
! 1	5319.13	110.79	--	--	92.17	18.62	AV
2	5350	51.95	54.00	-2.05	33.12	18.83	AV

Note:

1. All readings above 1GHz are performed with peak and/or average measurements as necessary.
2. Measurement Level = Reading Level + Correct Factor.
3. The average measurement was not performed when the peak measured data under the limit of average detection.

Product : WiFi SOM Module  
 Test Item : Band Edge Data  
 Test Date : 2020/01/06  
 Test Mode : Mode 1:802.11a -Channel 64 (5320MHz)

Vertical



No	Frequency (MHz)	Emission Level (dBuV/m)	Limit (dBuV/m)	Margin (dB)	Reading Level (dBuV)	Correct Factor (dB/m)	Detector Type
! 1	5320.435	118.72	--	--	100.09	18.63	PK
2	5350	69.01	74.00	-4.99	50.18	18.83	PK

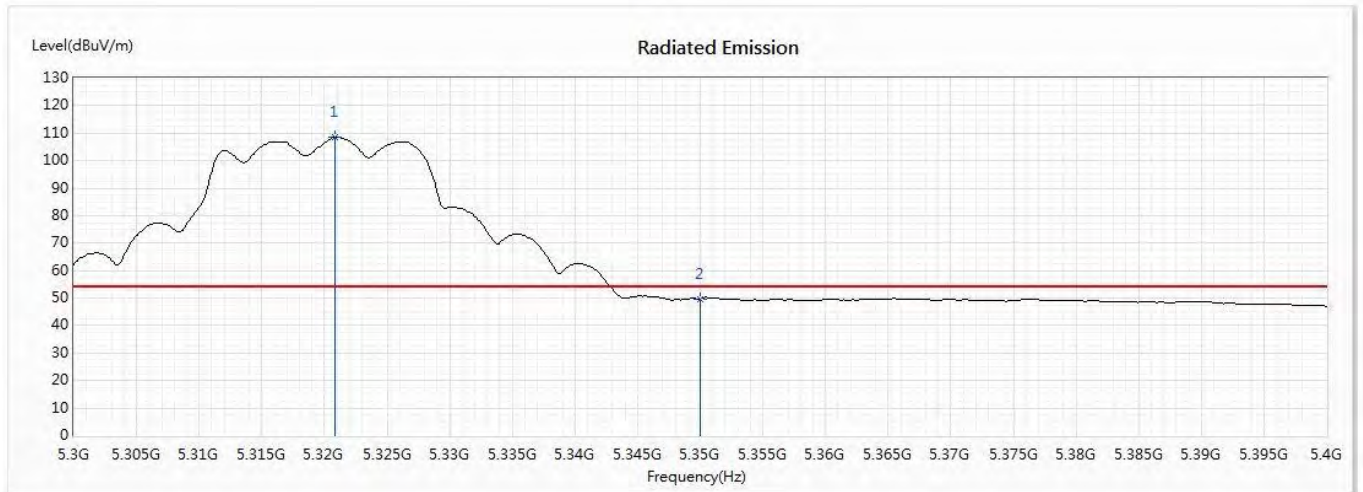
Note:

1. All readings above 1GHz are performed with peak and/or average measurements as necessary.
2. Measurement Level = Reading Level + Correct Factor.
3. The average measurement was not performed when the peak measured data under the limit of average detection.



Product : WiFi SOM Module  
 Test Item : Band Edge Data  
 Test Date : 2020/01/06  
 Test Mode : Mode 1:802.11a -Channel 64 (5320MHz)

Vertical



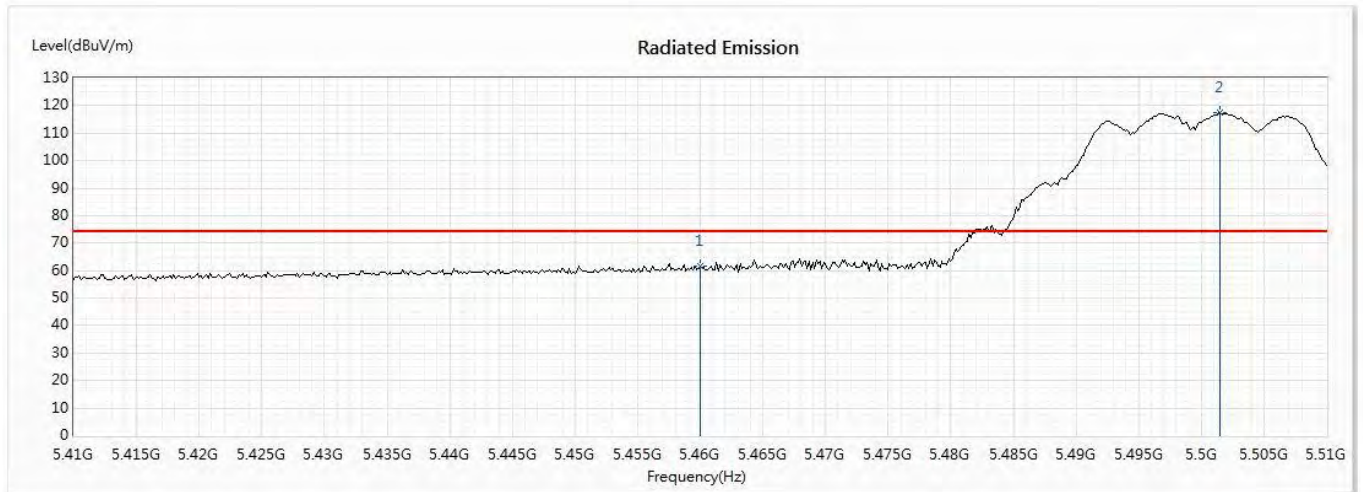
No	Frequency (MHz)	Emission Level (dBuV/m)	Limit (dBuV/m)	Margin (dB)	Reading Level (dBuV)	Correct Factor (dB/m)	Detector Type
! 1	5320.87	108.40	--	--	89.77	18.63	AV
2	5350	49.78	54.00	-4.22	30.95	18.83	AV

Note:

1. All readings above 1GHz are performed with peak and/or average measurements as necessary.
2. Measurement Level = Reading Level + Correct Factor.
3. The average measurement was not performed when the peak measured data under the limit of average detection.

Product : WiFi SOM Module  
 Test Item : Band Edge Data  
 Test Date : 2020/01/06  
 Test Mode : Mode 1:802.11a -Channel 100 (5500MHz)

Horizontal



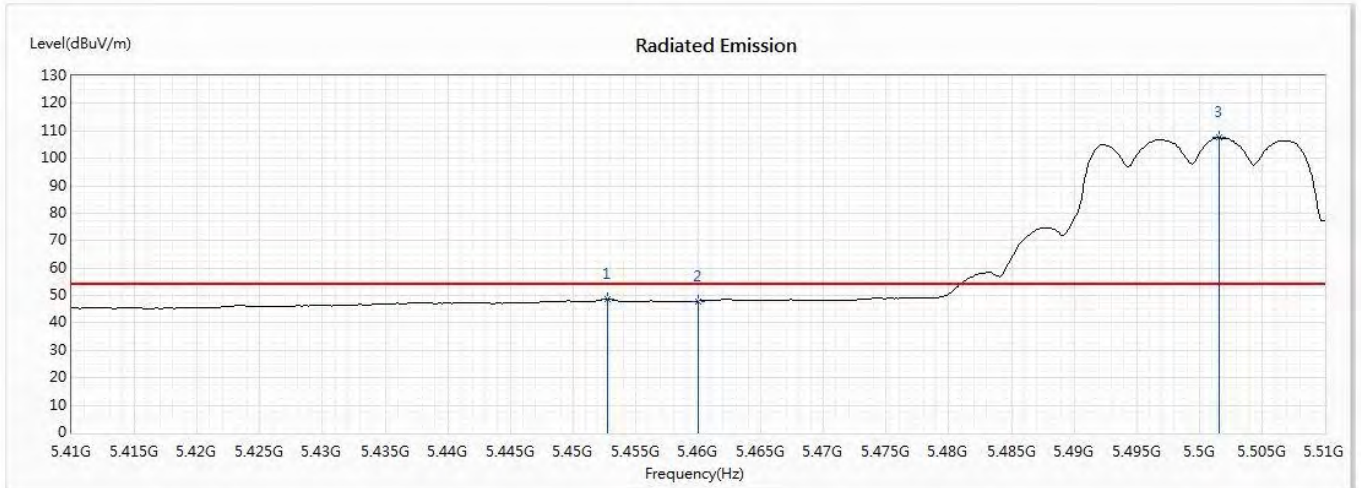
No	Frequency (MHz)	Emission Level (dBuV/m)	Limit (dBuV/m)	Margin (dB)	Reading Level (dBuV)	Correct Factor (dB/m)	Detector Type
1	5460	61.69	74.00	-12.31	42.31	19.38	PK
! 2	5501.449	117.27	--	--	97.63	19.64	PK

Note:

1. All readings above 1GHz are performed with peak and/or average measurements as necessary.
2. Measurement Level = Reading Level + Correct Factor.
3. The average measurement was not performed when the peak measured data under the limit of average detection.

Product : WiFi SOM Module  
 Test Item : Band Edge Data  
 Test Date : 2020/01/06  
 Test Mode : Mode 1:802.11a -Channel 100 (5500MHz)

Horizontal



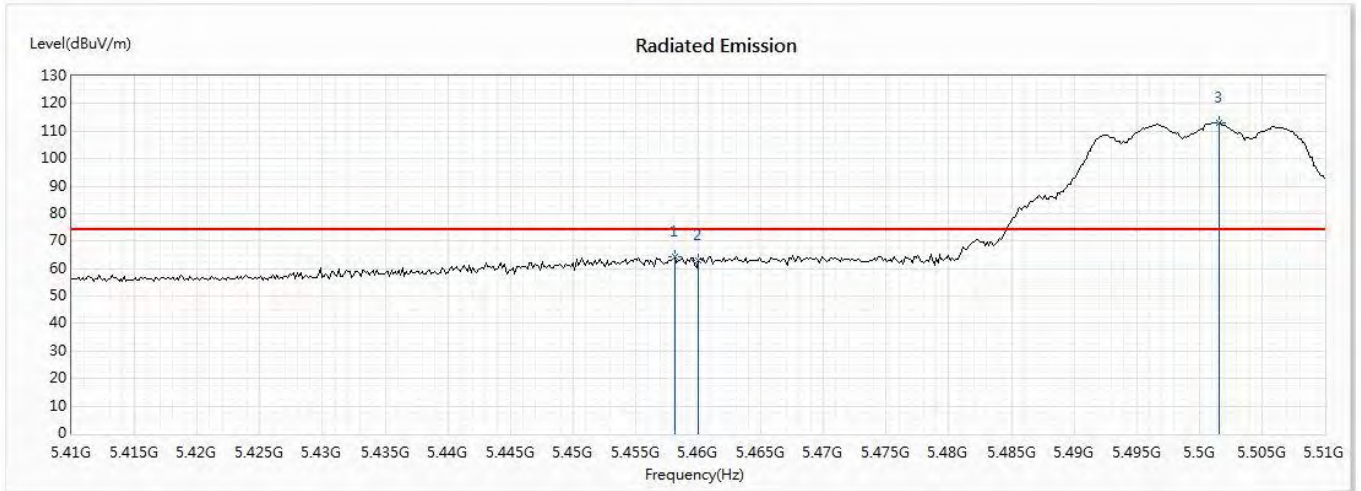
No	Frequency (MHz)	Emission Level (dBuV/m)	Limit (dBuV/m)	Margin (dB)	Reading Level (dBuV)	Correct Factor (dB/m)	Detector Type
1	5452.754	48.82	54.00	-5.18	29.50	19.32	AV
2	5460	47.93	54.00	-6.07	28.55	19.38	AV
! 3	5501.594	107.47	--	--	87.83	19.64	AV

Note:

1. All readings above 1GHz are performed with peak and/or average measurements as necessary.
2. Measurement Level = Reading Level + Correct Factor.
3. The average measurement was not performed when the peak measured data under the limit of average detection.

Product : WiFi SOM Module  
 Test Item : Band Edge Data  
 Test Date : 2020/01/06  
 Test Mode : Mode 1:802.11a -Channel 100 (5500MHz)

Vertical



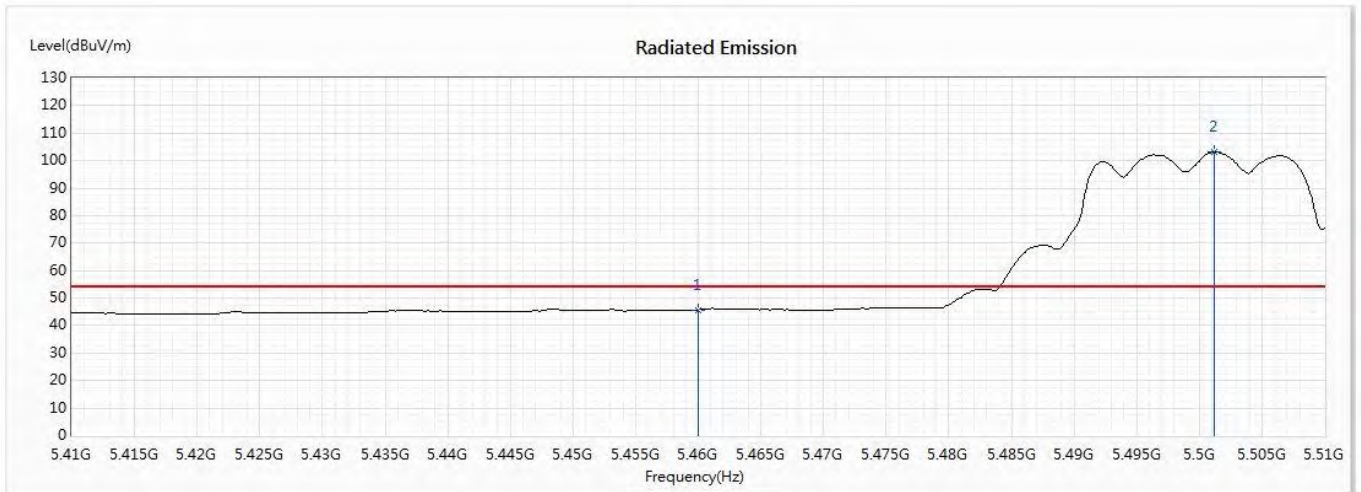
No	Frequency (MHz)	Emission Level (dBuV/m)	Limit (dBuV/m)	Margin (dB)	Reading Level (dBuV)	Correct Factor (dB/m)	Detector Type
1	5458.116	64.11	74.00	-9.89	44.75	19.36	PK
2	5460	63.06	74.00	-10.94	43.68	19.38	PK
3	5501.594	113.18	--	--	93.54	19.64	PK

Note:

1. All readings above 1GHz are performed with peak and/or average measurements as necessary.
2. Measurement Level = Reading Level + Correct Factor.
3. The average measurement was not performed when the peak measured data under the limit of average detection.

Product : WiFi SOM Module  
 Test Item : Band Edge Data  
 Test Date : 2020/01/06  
 Test Mode : Mode 1:802.11a -Channel 100 (5500MHz)

Vertical



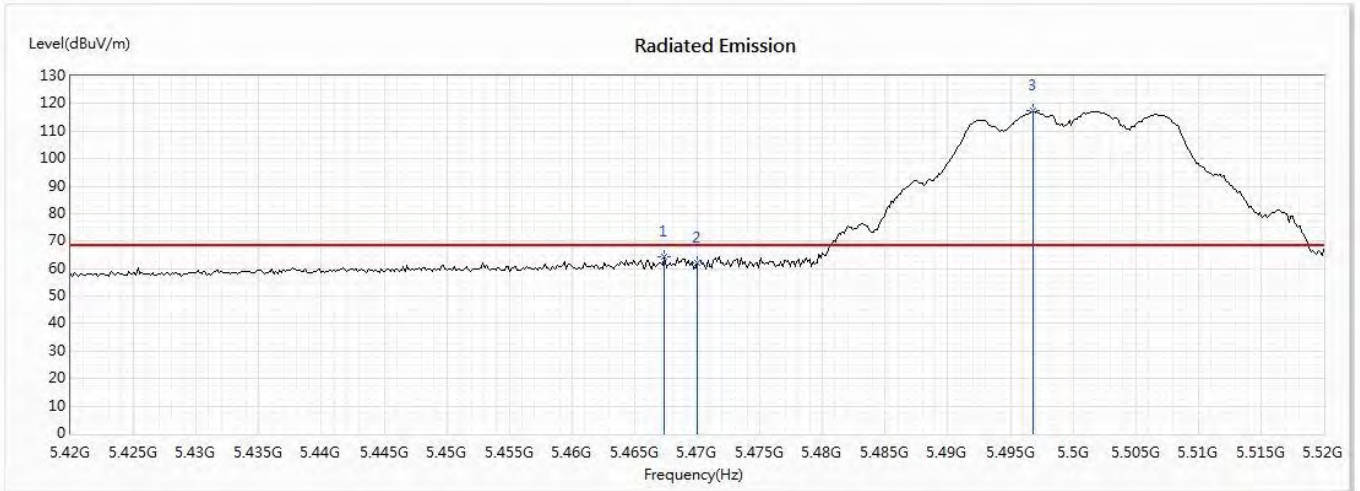
No	Frequency (MHz)	Emission Level (dBuV/m)	Limit (dBuV/m)	Margin (dB)	Reading Level (dBuV)	Correct Factor (dB/m)	Detector Type
1	5460	45.64	54.00	-8.36	26.26	19.38	PK
2	5501.159	103.10	--	--	83.46	19.64	PK

Note:

1. All readings above 1GHz are performed with peak and/or average measurements as necessary.
2. Measurement Level = Reading Level + Correct Factor.
3. The average measurement was not performed when the peak measured data under the limit of average detection.

Product : WiFi SOM Module  
 Test Item : Band Edge Data  
 Test Date : 2020/01/06  
 Test Mode : Mode 1:802.11a -Channel 100 (5500MHz)

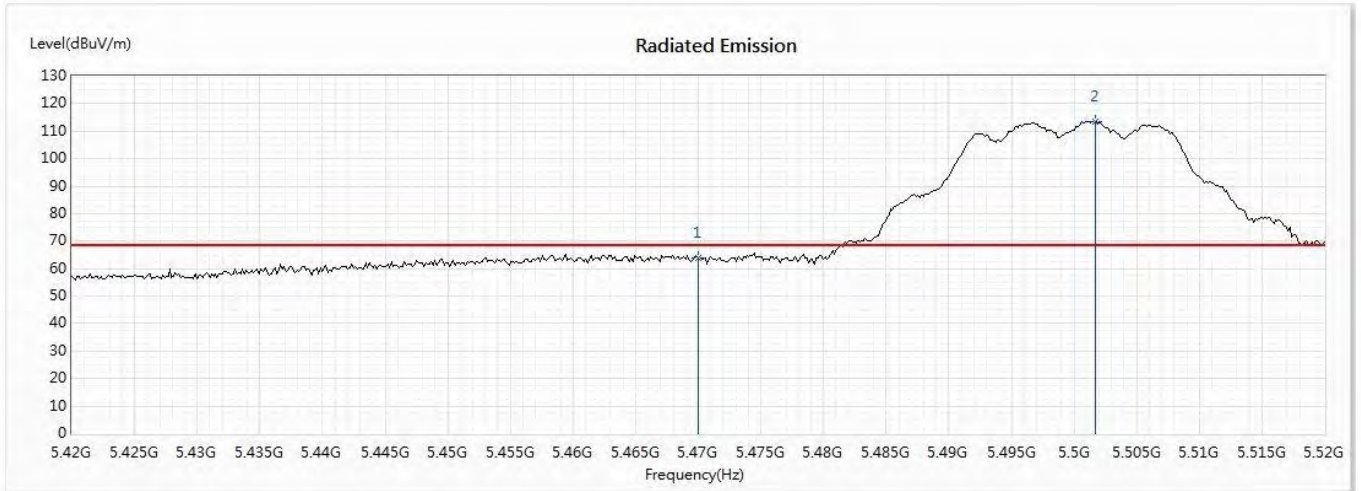
Horizontal



No	Frequency (MHz)	Emission Level (dBuV/m)	Limit (dBuV/m)	Margin (dB)	Reading Level (dBuV)	Correct Factor (dB/m)	Detector Type
1	5467.391	64.19	68.22	-4.03	44.76	19.43	PK
2	5470	61.88	68.22	-6.34	42.44	19.44	PK
! 3	5496.812	117.30	--	--	97.67	19.63	PK

Product : WiFi SOM Module  
 Test Item : Band Edge Data  
 Test Date : 2020/01/06  
 Test Mode : Mode 1:802.11a -Channel 100 (5500MHz)

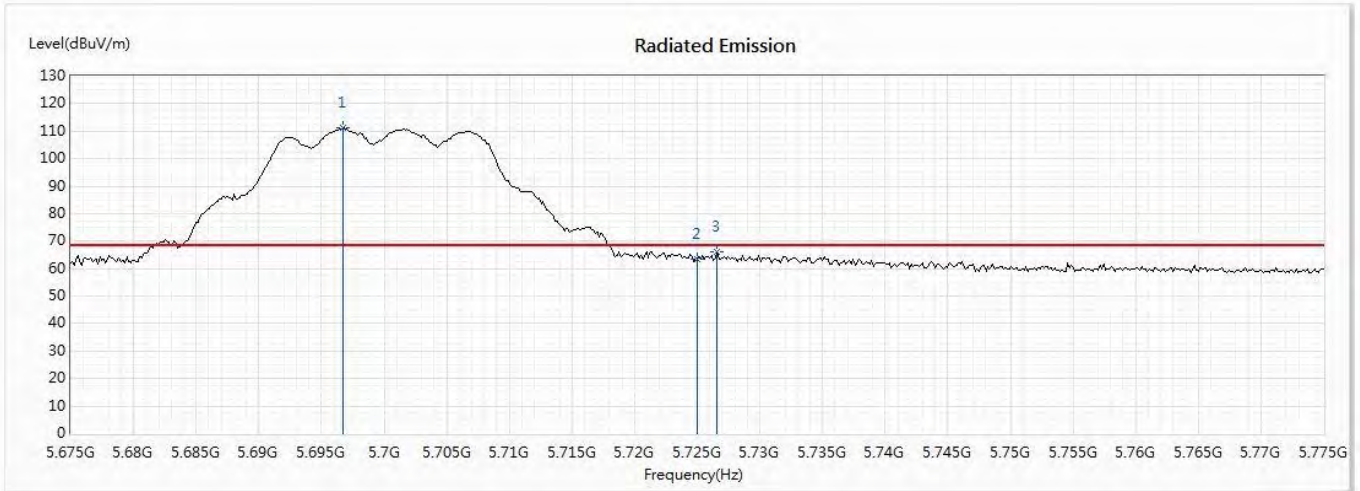
Vertical



No	Frequency (MHz)	Emission Level (dBuV/m)	Limit (dBuV/m)	Margin (dB)	Reading Level (dBuV)	Correct Factor (dB/m)	Detector Type
1	5470	64.00	68.22	-4.22	44.56	19.44	PK
! 2	5501.739	113.39	--	--	93.75	19.64	PK

Product : WiFi SOM Module  
 Test Item : Band Edge Data  
 Test Date : 2020/01/06  
 Test Mode : Mode 1:802.11a -Channel 140 (5700MHz)

Horizontal

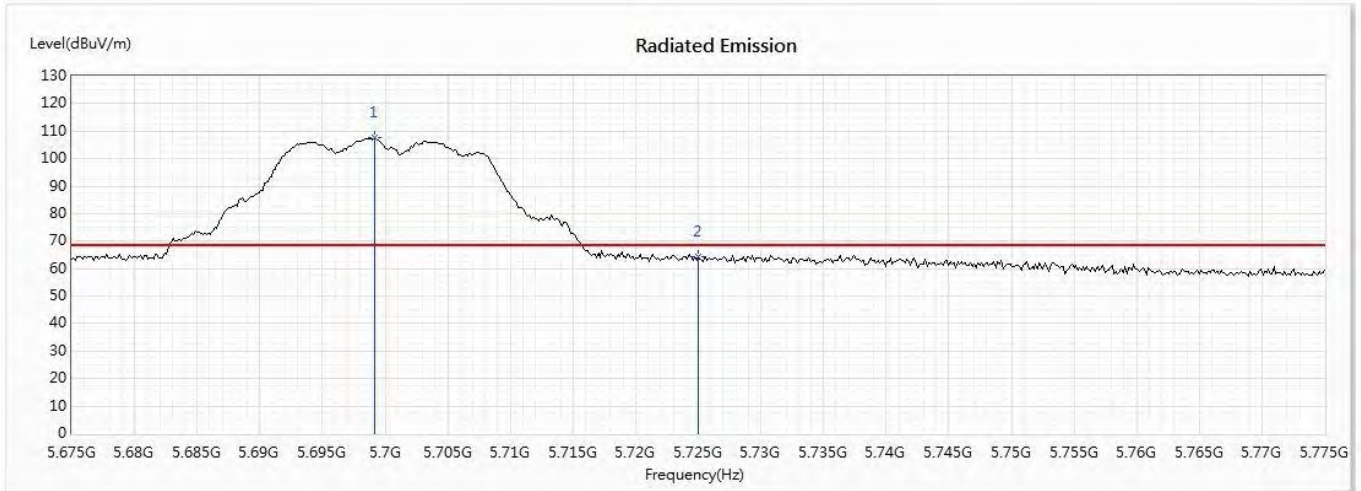


No	Frequency (MHz)	Emission Level (dBuV/m)	Limit (dBuV/m)	Margin (dB)	Reading Level (dBuV)	Correct Factor (dB/m)	Detector Type
! 1	5696.739	111.09	--	--	91.92	19.17	PK
2	5725	63.40	68.22	-4.82	44.25	19.15	PK
3	5726.594	66.17	68.22	-2.05	47.03	19.14	PK



Product : WiFi SOM Module  
 Test Item : Band Edge Data  
 Test Date : 2020/01/06  
 Test Mode : Mode 1:802.11a -Channel 140 (5700MHz)

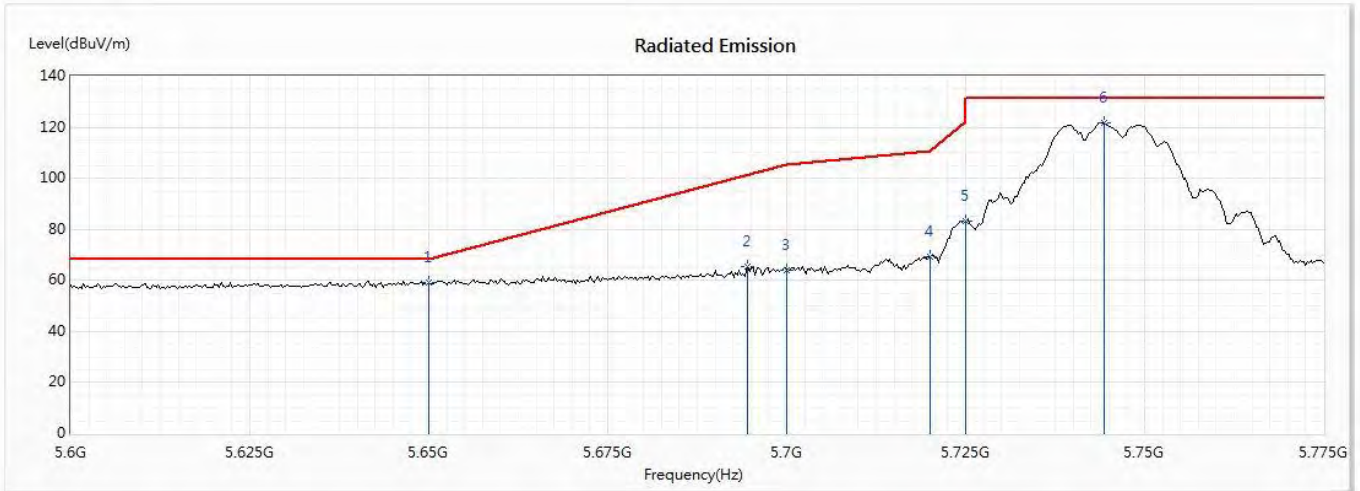
Vertical



No	Frequency (MHz)	Emission Level (dBuV/m)	Limit (dBuV/m)	Margin (dB)	Reading Level (dBuV)	Correct Factor (dB/m)	Detector Type
! 1	5699.203	107.45	--	--	88.28	19.17	PK
2	5725	64.45	68.22	-3.77	45.30	19.15	PK

Product : WiFi SOM Module  
 Test Item : Band Edge Data  
 Test Date : 2020/01/06  
 Test Mode : Mode 1:802.11a -Channel 149 (5745MHz)

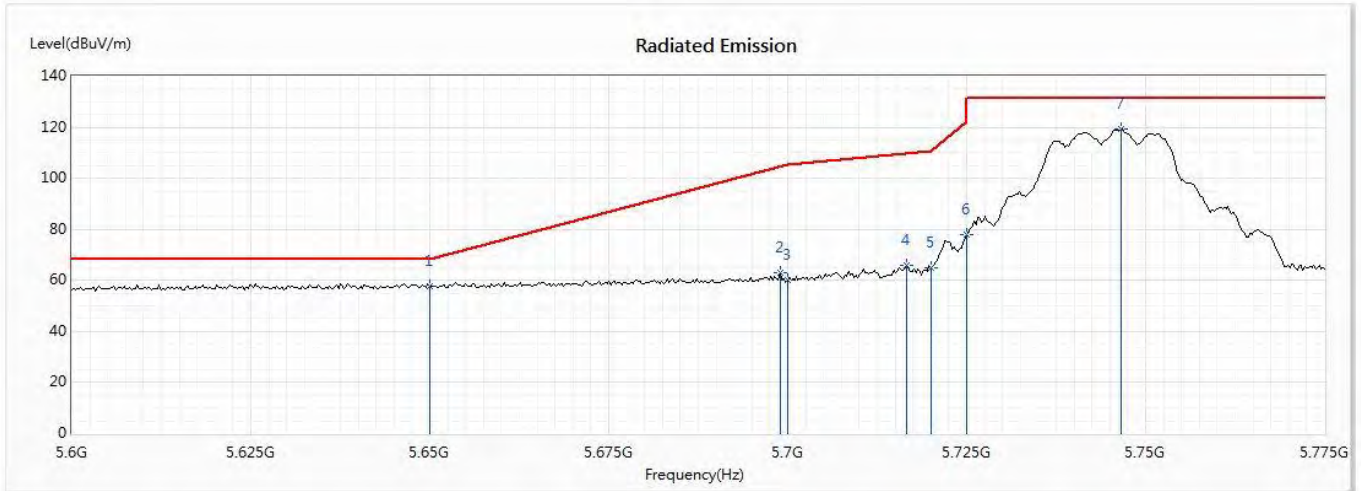
Horizontal



No	Frequency (MHz)	Emission Level (dBuV/m)	Limit (dBuV/m)	Margin (dB)	Reading Level (dBuV)	Correct Factor (dB/m)	Detector Type
* 1	5650	58.96	68.22	-9.26	39.75	19.21	PK
2	5694.601	65.49	101.22	-35.73	46.31	19.18	PK
3	5700	64.12	105.20	-41.08	44.95	19.17	PK
4	5720	69.45	110.80	-41.35	50.30	19.15	PK
5	5725	83.27	122.20	-38.93	64.12	19.15	PK
6	5744.312	121.90	131.20	-9.30	102.77	19.13	PK

Product : WiFi SOM Module  
 Test Item : Band Edge Data  
 Test Date : 2020/01/06  
 Test Mode : Mode 1:802.11a -Channel 149 (5745MHz)

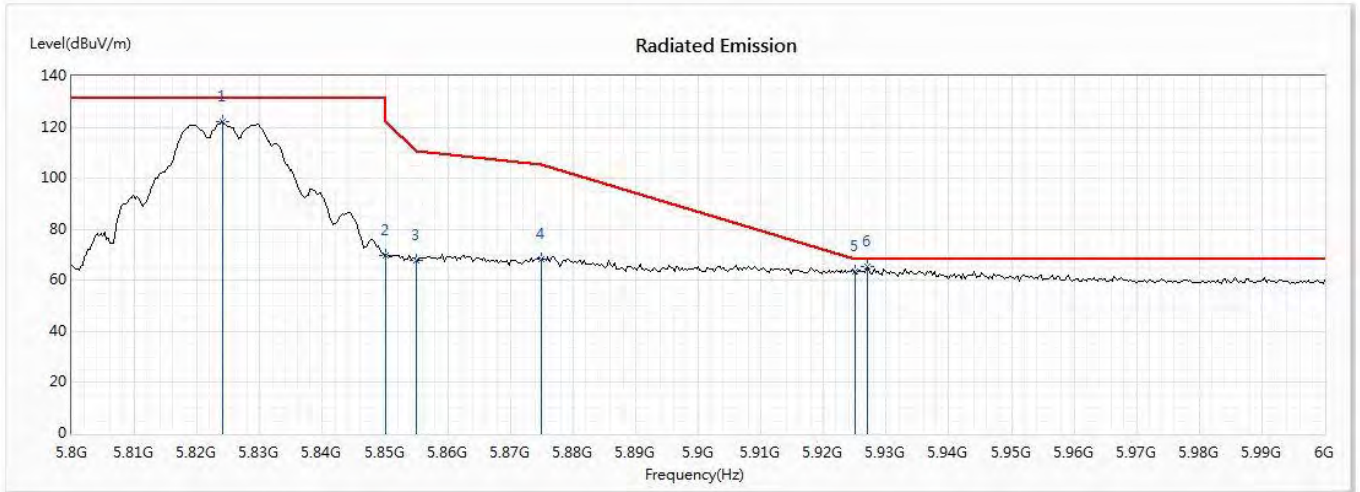
Vertical



No	Frequency (MHz)	Emission Level (dBuV/m)	Limit (dBuV/m)	Margin (dB)	Reading Level (dBuV)	Correct Factor (dB/m)	Detector Type
* 1	5650	57.88	68.22	-10.34	38.67	19.21	PK
2	5698.913	62.83	104.40	-41.57	43.66	19.17	PK
3	5700	60.02	105.20	-45.18	40.85	19.17	PK
4	5716.667	66.06	109.87	-43.81	46.91	19.15	PK
5	5720	64.89	110.80	-45.91	45.74	19.15	PK
6	5725	77.96	122.20	-44.24	58.81	19.15	PK
7	5746.594	119.17	131.20	-12.03	100.04	19.13	PK

Product : WiFi SOM Module  
 Test Item : Band Edge Data  
 Test Date : 2020/01/06  
 Test Mode : Mode 1:802.11a -Channel 165 (5825MHz)

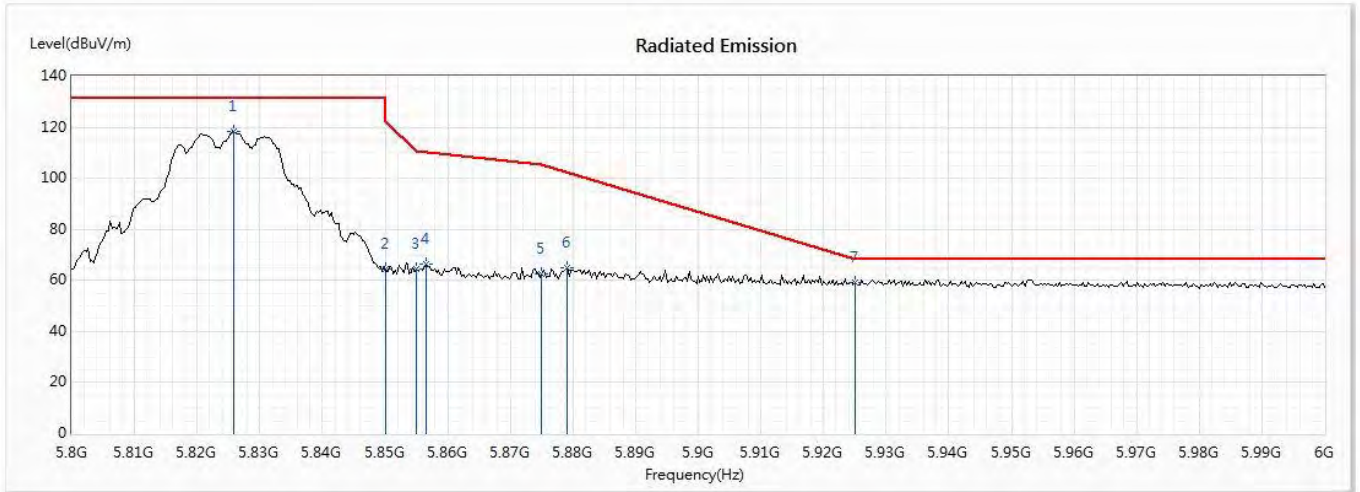
Horizontal



No	Frequency (MHz)	Emission Level (dBuV/m)	Limit (dBuV/m)	Margin (dB)	Reading Level (dBuV)	Correct Factor (dB/m)	Detector Type
1	5824.058	122.03	131.20	-9.17	102.52	19.51	PK
2	5850	69.87	122.20	-52.33	50.23	19.64	PK
3	5855	68.02	110.80	-42.78	48.37	19.65	PK
4	5875	68.09	105.20	-37.11	48.37	19.72	PK
5	5925	63.42	68.20	-4.78	43.55	19.87	PK
* 6	5926.957	65.34	68.20	-2.86	45.47	19.87	PK

Product : WiFi SOM Module  
 Test Item : Band Edge Data  
 Test Date : 2020/01/06  
 Test Mode : Mode 1:802.11a -Channel 165 (5825MHz)

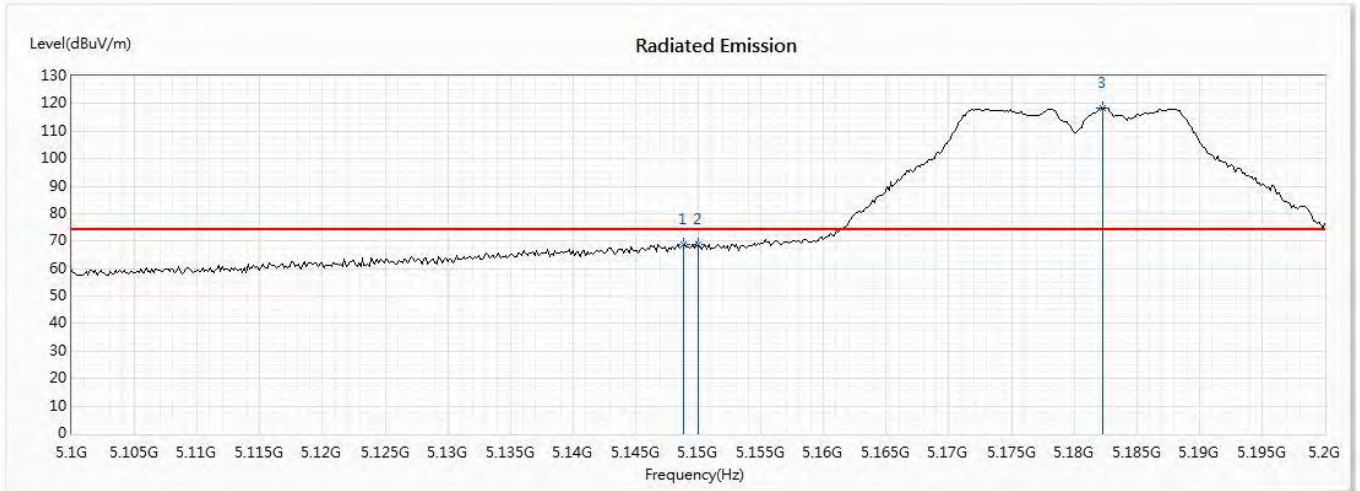
Vertical



No	Frequency (MHz)	Emission Level (dBuV/m)	Limit (dBuV/m)	Margin (dB)	Reading Level (dBuV)	Correct Factor (dB/m)	Detector Type
1	5825.797	118.13	131.20	-13.07	98.62	19.51	PK
2	5850	64.34	122.20	-57.86	44.70	19.64	PK
3	5855	64.41	110.80	-46.39	44.76	19.65	PK
4	5856.522	66.58	110.37	-43.80	46.92	19.66	PK
5	5875	62.66	105.20	-42.54	42.94	19.72	PK
6	5879.13	65.00	102.13	-37.13	45.27	19.73	PK
* 7	5925	59.24	68.20	-8.96	39.37	19.87	PK

Product : WiFi SOM Module  
 Test Item : Band Edge Data  
 Test Date : 2019/12/30  
 Test Mode : Mode 2:802.11ac20 -Channel 36 (5180MHz)

Horizontal



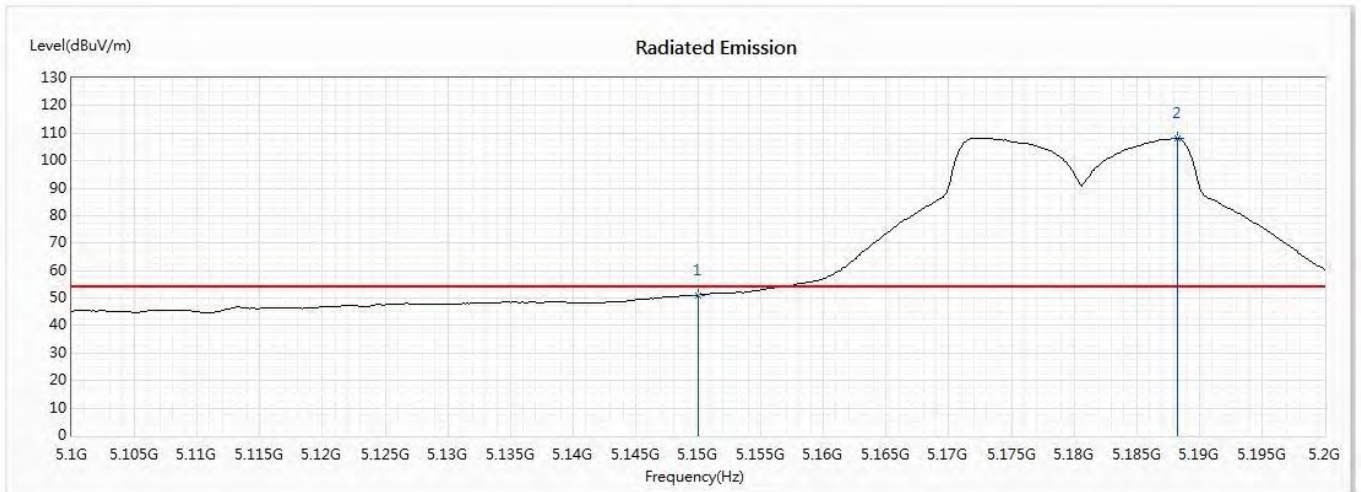
No	Frequency (MHz)	Emission Level (dBuV/m)	Limit (dBuV/m)	Margin (dB)	Reading Level (dBuV)	Correct Factor (dB/m)	Detector Type
1	5148.841	69.00	74.00	-5.00	50.42	18.58	PK
2	5150	68.66	74.00	-5.34	50.09	18.57	PK
3	5182.319	118.59	--	--	100.20	18.39	PK

Note:

1. All readings above 1GHz are performed with peak and/or average measurements as necessary.
2. Measurement Level = Reading Level + Correct Factor.
3. The average measurement was not performed when the peak measured data under the limit of average detection.

Product : WiFi SOM Module  
 Test Item : Band Edge Data  
 Test Date : 2019/12/30  
 Test Mode : Mode 2:802.11ac20 -Channel 36 (5180MHz)

Horizontal



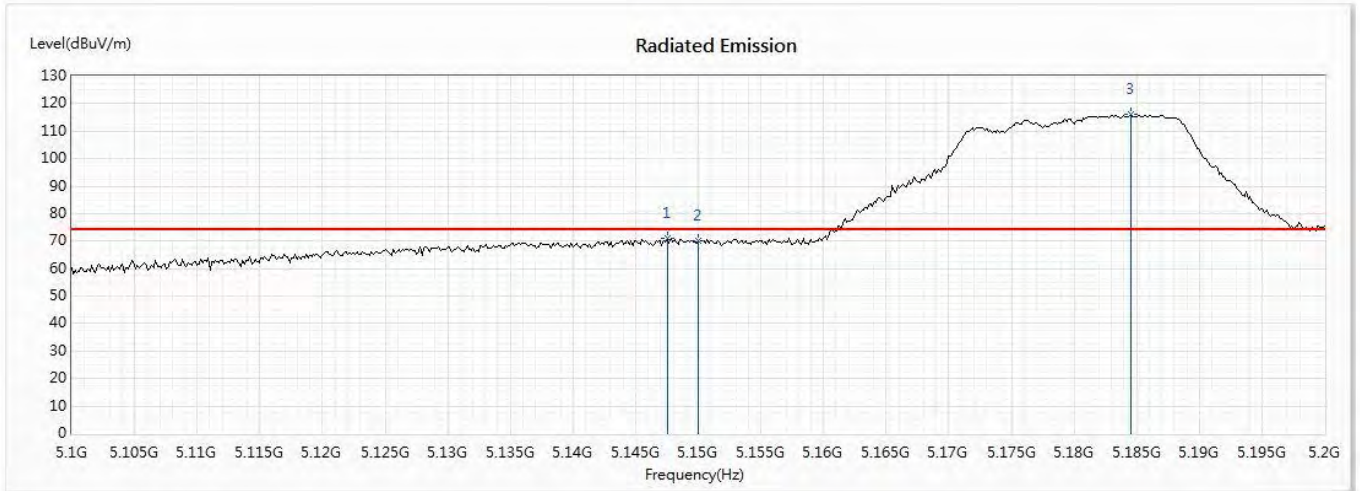
No	Frequency (MHz)	Emission Level (dBuV/m)	Limit (dBuV/m)	Margin (dB)	Reading Level (dBuV)	Correct Factor (dB/m)	Detector Type
1	5150	51.10	54.00	-2.90	32.53	18.57	AV
2	5188.261	108.30	--	--	89.92	18.38	AV

Note:

1. All readings above 1GHz are performed with peak and/or average measurements as necessary.
2. Measurement Level = Reading Level + Correct Factor.
3. The average measurement was not performed when the peak measured data under the limit of average detection.

Product : WiFi SOM Module  
 Test Item : Band Edge Data  
 Test Date : 2019/12/30  
 Test Mode : Mode 2:802.11ac20 -Channel 36 (5180MHz)

Vertical



No	Frequency (MHz)	Emission Level (dBuV/m)	Limit (dBuV/m)	Margin (dB)	Reading Level (dBuV)	Correct Factor (dB/m)	Detector Type
1	5147.536	71.10	74.00	-2.90	52.52	18.58	PK
2	5150	70.10	74.00	-3.90	51.53	18.57	PK
3	5184.493	115.93	--	--	97.54	18.39	PK

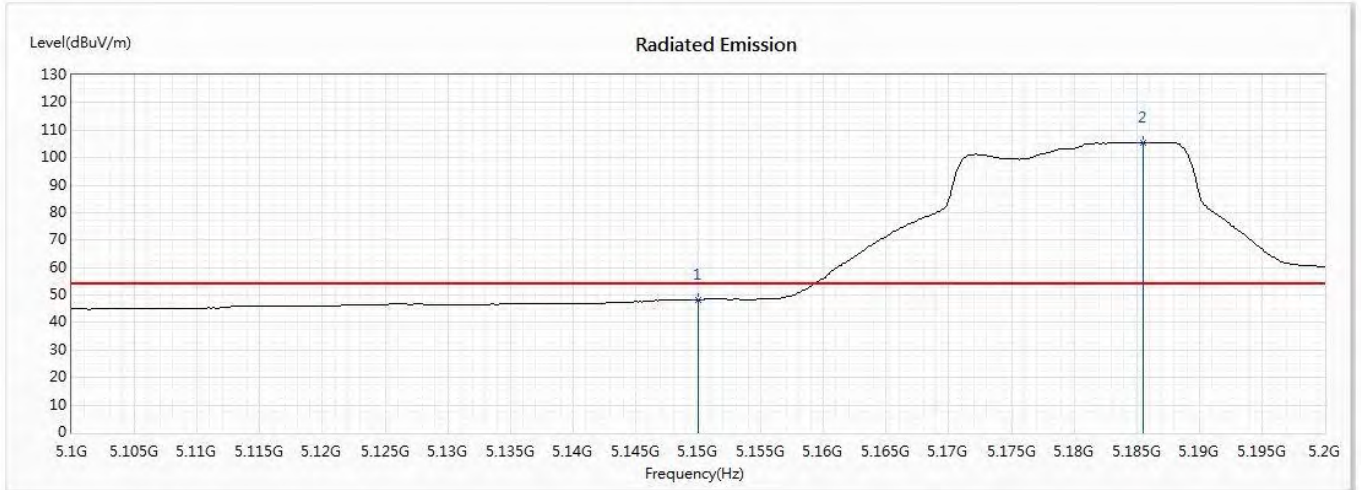
Note:

1. All readings above 1GHz are performed with peak and/or average measurements as necessary.
2. Measurement Level = Reading Level + Correct Factor.
3. The average measurement was not performed when the peak measured data under the limit of average detection.



Product : WiFi SOM Module  
 Test Item : Band Edge Data  
 Test Date : 2019/12/30  
 Test Mode : Mode 2:802.11ac20 -Channel 36 (5180MHz)

Vertical



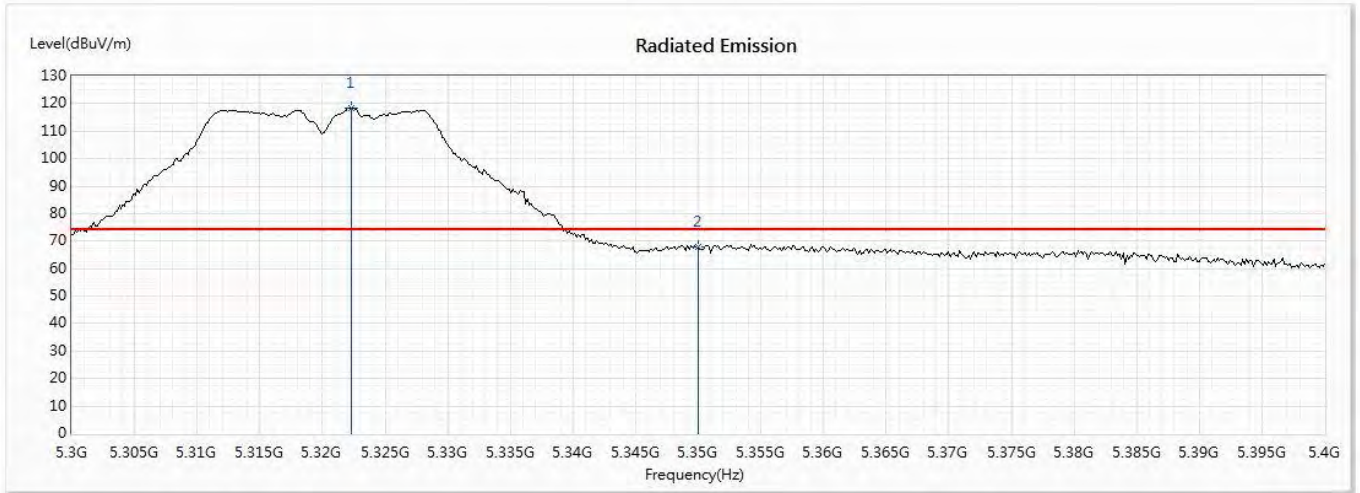
No	Frequency (MHz)	Emission Level (dBuV/m)	Limit (dBuV/m)	Margin (dB)	Reading Level (dBuV)	Correct Factor (dB/m)	Detector Type
1	5150	48.27	54.00	-5.73	29.70	18.57	AV
! 2	5185.507	105.54	--	--	87.15	18.39	AV

Note:

1. All readings above 1GHz are performed with peak and/or average measurements as necessary.
2. Measurement Level = Reading Level + Correct Factor.
3. The average measurement was not performed when the peak measured data under the limit of average detection.

Product : WiFi SOM Module  
 Test Item : Band Edge Data  
 Test Date : 2019/12/30  
 Test Mode : Mode 2:802.11ac20 -Channel 64 (5320MHz)

Horizontal



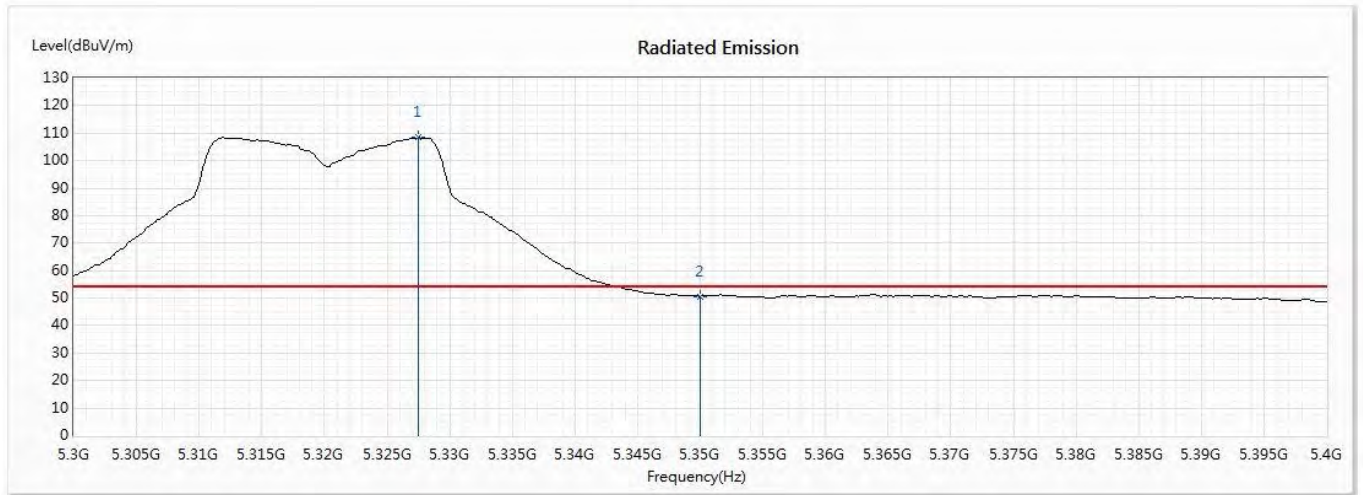
No	Frequency (MHz)	Emission Level (dBuV/m)	Limit (dBuV/m)	Margin (dB)	Reading Level (dBuV)	Correct Factor (dB/m)	Detector Type
! 1	5322.319	118.53	--	--	99.89	18.64	PK
2	5350	68.11	74.00	-5.89	49.28	18.83	PK

Note:

1. All readings above 1GHz are performed with peak and/or average measurements as necessary.
2. Measurement Level = Reading Level + Correct Factor.
3. The average measurement was not performed when the peak measured data under the limit of average detection.

Product : WiFi SOM Module  
 Test Item : Band Edge Data  
 Test Date : 2019/12/30  
 Test Mode : Mode 2:802.11ac20 -Channel 64 (5320MHz)

Horizontal



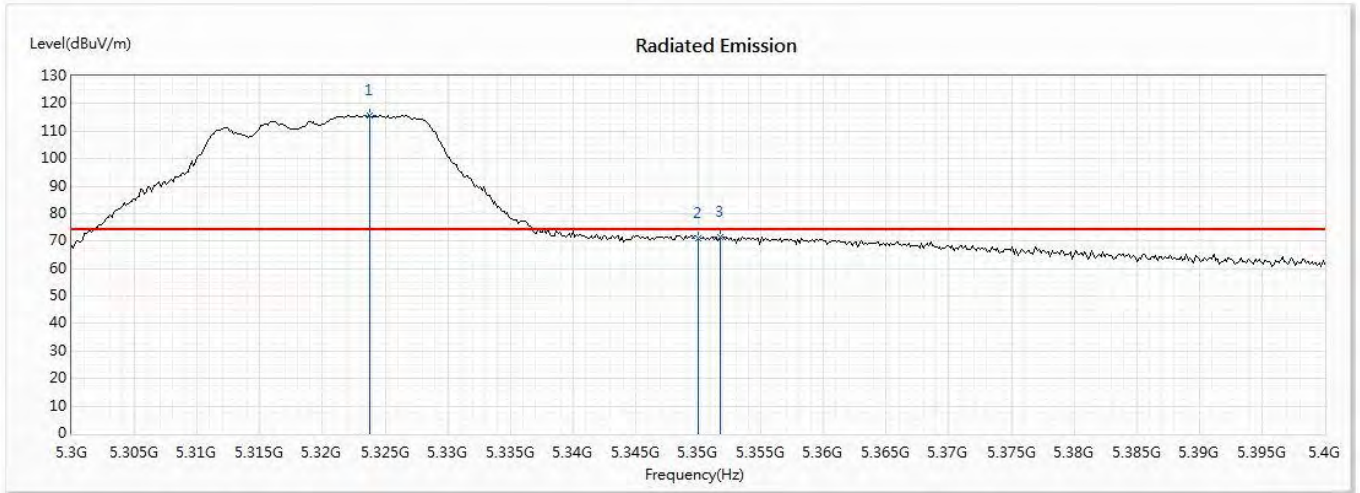
No	Frequency (MHz)	Emission Level (dBuV/m)	Limit (dBuV/m)	Margin (dB)	Reading Level (dBuV)	Correct Factor (dB/m)	Detector Type
! 1	5327.536	108.38	--	--	89.71	18.67	AV
2	5350	50.59	54.00	-3.41	31.76	18.83	AV

Note:

1. All readings above 1GHz are performed with peak and/or average measurements as necessary.
2. Measurement Level = Reading Level + Correct Factor.
3. The average measurement was not performed when the peak measured data under the limit of average detection.

Product : WiFi SOM Module  
 Test Item : Band Edge Data  
 Test Date : 2019/12/30  
 Test Mode : Mode 2:802.11ac20 -Channel 64 (5320MHz)

Vertical



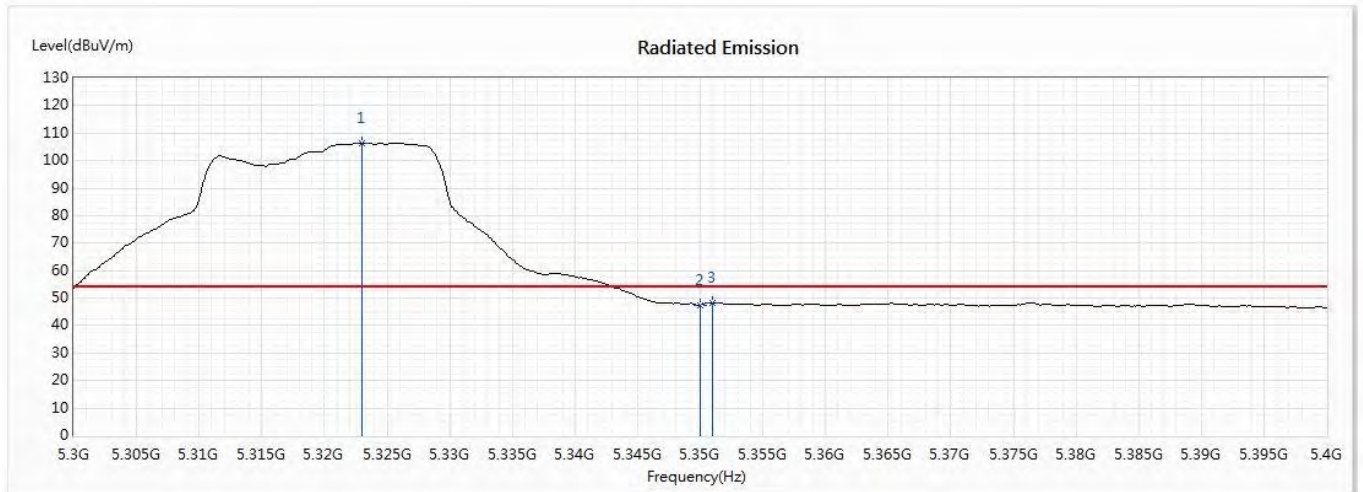
No	Frequency (MHz)	Emission Level (dBuV/m)	Limit (dBuV/m)	Margin (dB)	Reading Level (dBuV)	Correct Factor (dB/m)	Detector Type
! 1	5323.768	115.82	--	--	97.17	18.65	PK
2	5350	70.86	74.00	-3.14	52.03	18.83	PK
3	5351.739	71.63	74.00	-2.37	52.79	18.84	PK

Note:

1. All readings above 1GHz are performed with peak and/or average measurements as necessary.
2. Measurement Level = Reading Level + Correct Factor.
3. The average measurement was not performed when the peak measured data under the limit of average detection.

Product : WiFi SOM Module  
 Test Item : Band Edge Data  
 Test Date : 2019/12/30  
 Test Mode : Mode 2:802.11ac20 -Channel 64 (5320MHz)

Vertical



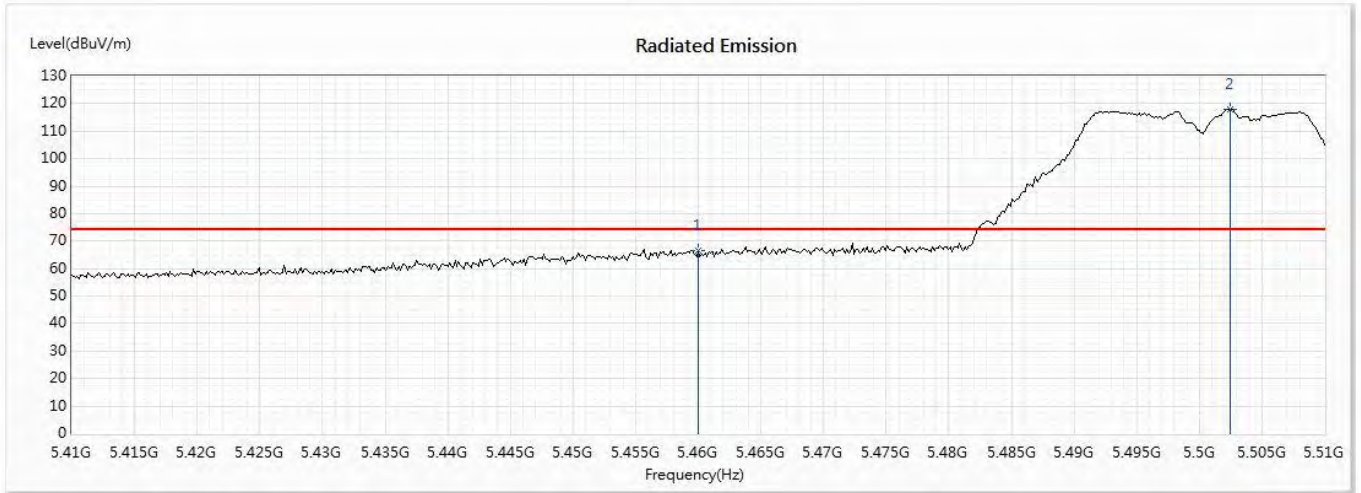
No	Frequency (MHz)	Emission Level (dBuV/m)	Limit (dBuV/m)	Margin (dB)	Reading Level (dBuV)	Correct Factor (dB/m)	Detector Type
! 1	5323.043	106.33	--	--	87.69	18.64	AV
2	5350	47.31	54.00	-6.69	28.48	18.83	AV
3	5351.014	48.32	54.00	-5.68	29.49	18.83	AV

Note:

1. All readings above 1GHz are performed with peak and/or average measurements as necessary.
2. Measurement Level = Reading Level + Correct Factor.
3. The average measurement was not performed when the peak measured data under the limit of average detection.

Product : WiFi SOM Module  
 Test Item : Band Edge Data  
 Test Date : 2019/12/30  
 Test Mode : Mode 2:802.11ac20 -Channel 100 (5500MHz)

Horizontal



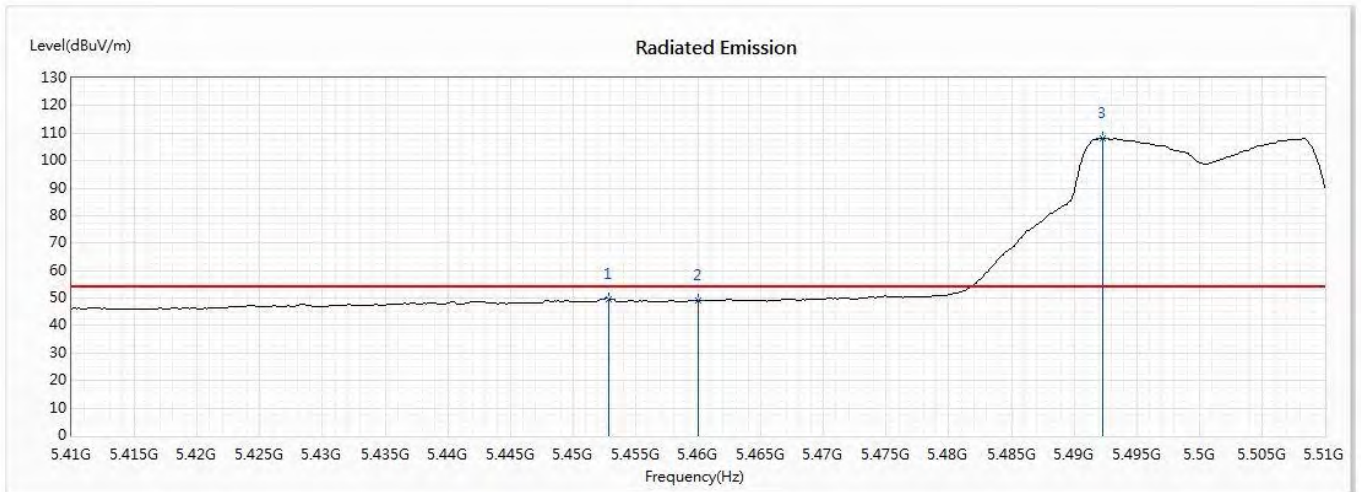
No	Frequency (MHz)	Emission Level (dBuV/m)	Limit (dBuV/m)	Margin (dB)	Reading Level (dBuV)	Correct Factor (dB/m)	Detector Type
1	5460	66.40	74.00	-7.60	47.02	19.38	PK
2	5502.464	118.05	--	--	98.41	19.64	PK

Note:

1. All readings above 1GHz are performed with peak and/or average measurements as necessary.
2. Measurement Level = Reading Level + Correct Factor.
3. The average measurement was not performed when the peak measured data under the limit of average detection.

Product : WiFi SOM Module  
 Test Item : Band Edge Data  
 Test Date : 2019/12/30  
 Test Mode : Mode 2:802.11ac20 -Channel 100 (5500MHz)

Horizontal



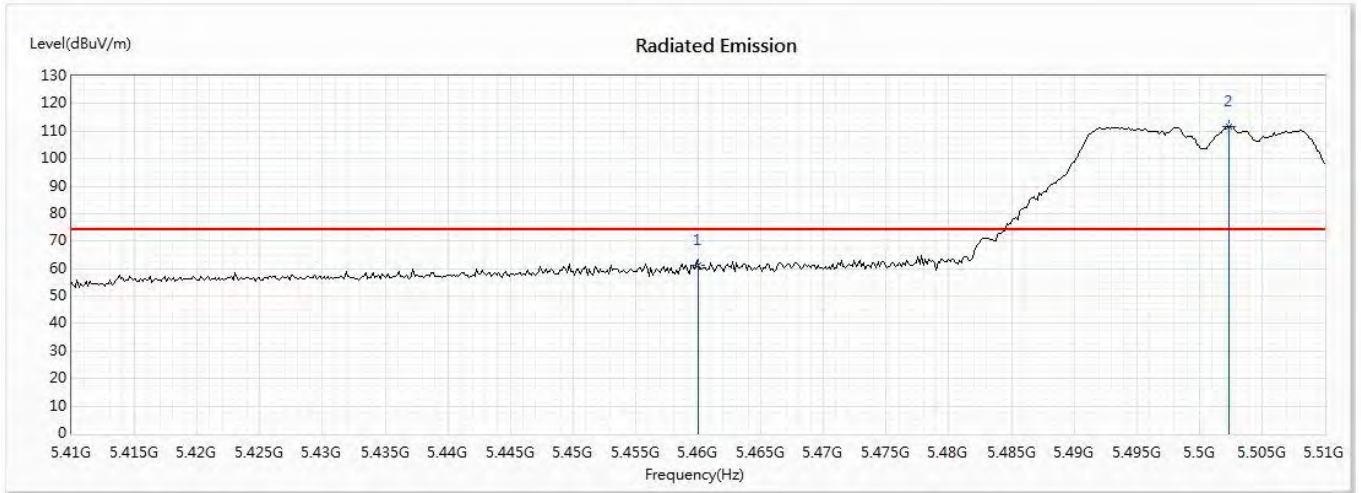
No	Frequency (MHz)	Emission Level (dBuV/m)	Limit (dBuV/m)	Margin (dB)	Reading Level (dBuV)	Correct Factor (dB/m)	Detector Type
1	5452.899	49.79	54.00	-4.21	30.46	19.33	AV
2	5460	49.22	54.00	-4.78	29.84	19.38	AV
! 3	5492.319	107.98	--	--	88.38	19.60	AV

Note:

1. All readings above 1GHz are performed with peak and/or average measurements as necessary.
2. Measurement Level = Reading Level + Correct Factor.
3. The average measurement was not performed when the peak measured data under the limit of average detection.

Product : WiFi SOM Module  
 Test Item : Band Edge Data  
 Test Date : 2020/01/06  
 Test Mode : Mode 2:802.11ac20 -Channel 100 (5500MHz)

Vertical



No	Frequency (MHz)	Emission Level (dBuV/m)	Limit (dBuV/m)	Margin (dB)	Reading Level (dBuV)	Correct Factor (dB/m)	Detector Type
1	5460	61.32	74.00	-12.68	41.94	19.38	PK
2	5502.319	111.76	--	--	92.12	19.64	PK

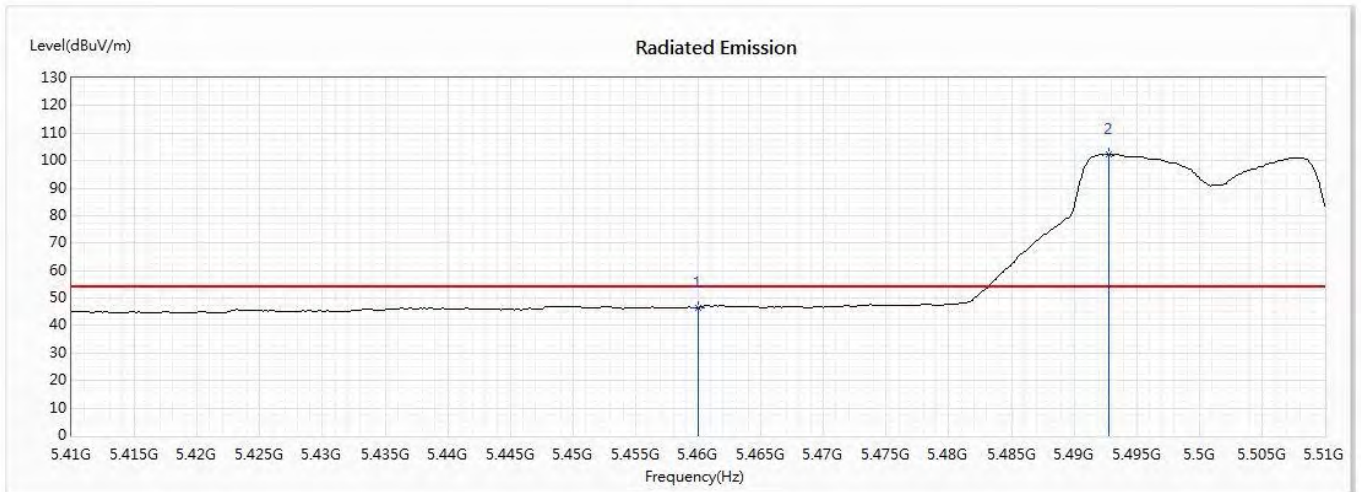
Note:

1. All readings above 1GHz are performed with peak and/or average measurements as necessary.
2. Measurement Level = Reading Level + Correct Factor.
3. The average measurement was not performed when the peak measured data under the limit of average detection.



Product : WiFi SOM Module  
 Test Item : Band Edge Data  
 Test Date : 2020/01/06  
 Test Mode : Mode 2:802.11ac20 -Channel 100 (5500MHz)

Vertical



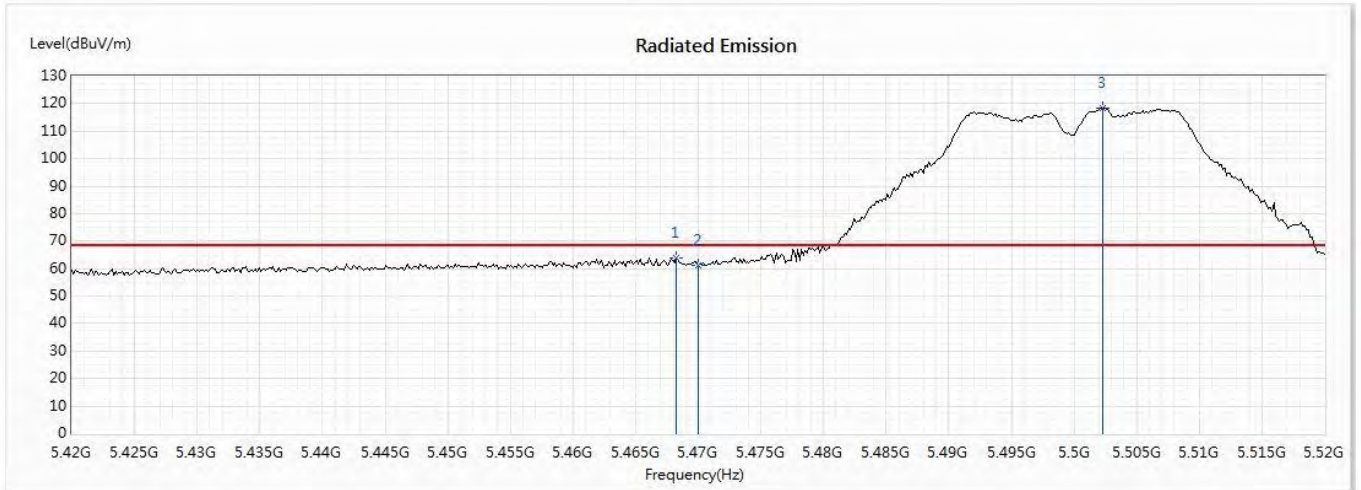
No	Frequency (MHz)	Emission Level (dBuV/m)	Limit (dBuV/m)	Margin (dB)	Reading Level (dBuV)	Correct Factor (dB/m)	Detector Type
1	5460	46.34	54.00	-7.66	26.96	19.38	AV
2	5492.754	102.20	--	--	82.60	19.60	AV

Note:

1. All readings above 1GHz are performed with peak and/or average measurements as necessary.
2. Measurement Level = Reading Level + Correct Factor.
3. The average measurement was not performed when the peak measured data under the limit of average detection.

Product : WiFi SOM Module  
 Test Item : Band Edge Data  
 Test Date : 2020/01/06  
 Test Mode : Mode 2:802.11ac20-Channel 100 (5500MHz)

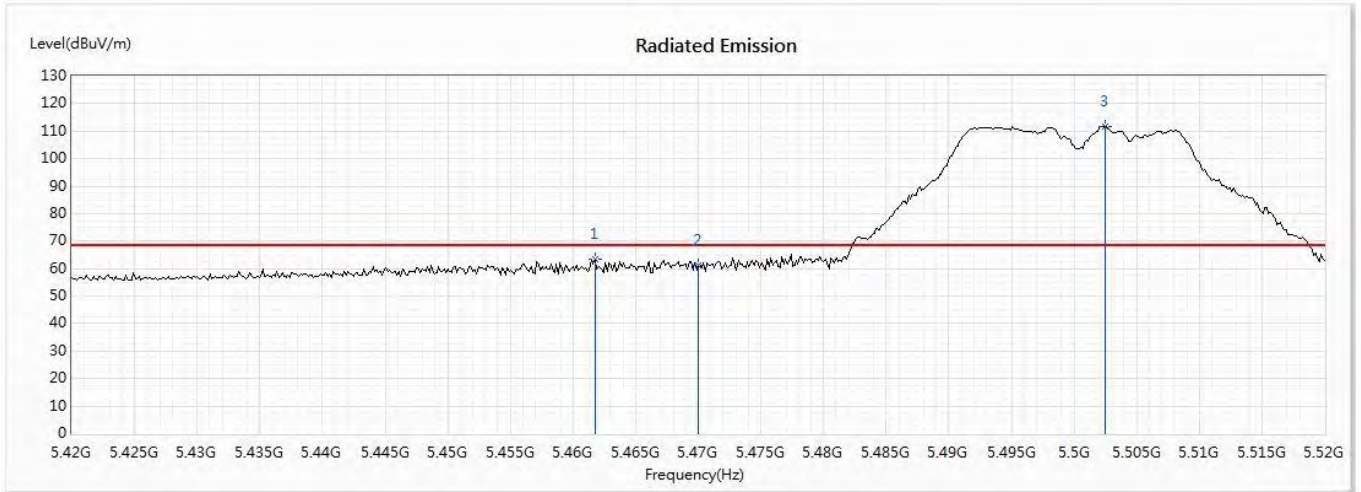
Horizontal



No	Frequency (MHz)	Emission Level (dBuV/m)	Limit (dBuV/m)	Margin (dB)	Reading Level (dBuV)	Correct Factor (dB/m)	Detector Type
1	5468.261	63.94	68.22	-4.28	44.51	19.43	PK
2	5470	61.29	68.22	-6.93	41.85	19.44	PK
3	5502.319	118.39	--	--	98.75	19.64	PK

Product : WiFi SOM Module  
 Test Item : Band Edge Data  
 Test Date : 2020/01/06  
 Test Mode : Mode 2:802.11ac20-Channel 100 (5500MHz)

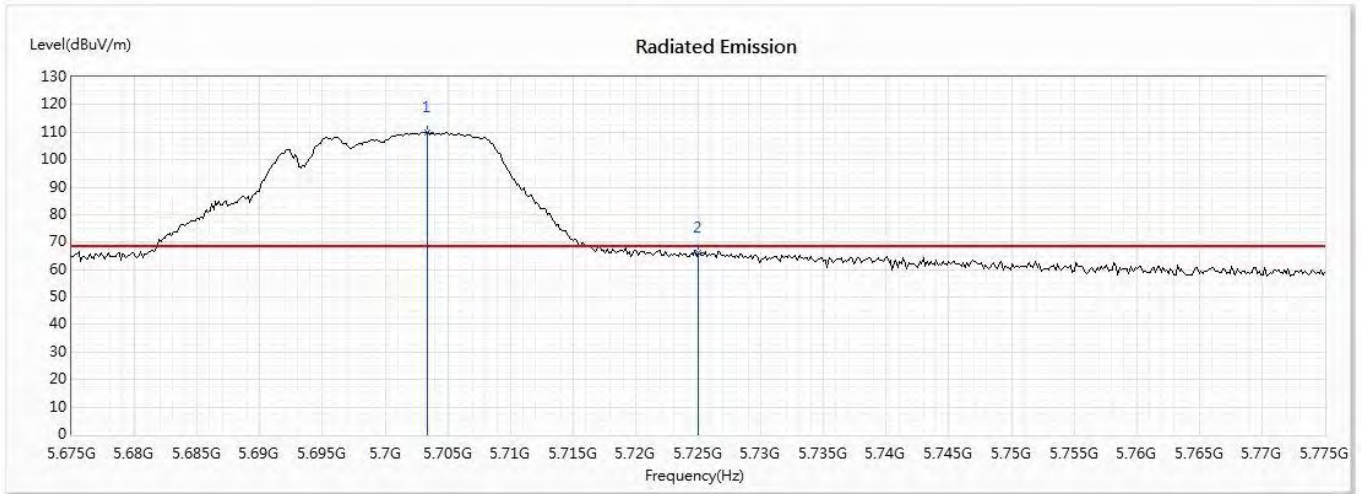
Vertical



No	Frequency (MHz)	Emission Level (dBuV/m)	Limit (dBuV/m)	Margin (dB)	Reading Level (dBuV)	Correct Factor (dB/m)	Detector Type
1	5461.739	63.22	68.22	-5.00	43.83	19.39	PK
2	5470	61.25	68.22	-6.97	41.81	19.44	PK
3	5502.464	111.76	--	--	92.12	19.64	PK

Product : WiFi SOM Module  
 Test Item : Band Edge Data  
 Test Date : 2020/01/06  
 Test Mode : Mode 2:802.11ac20-Channel 140 (5700MHz)

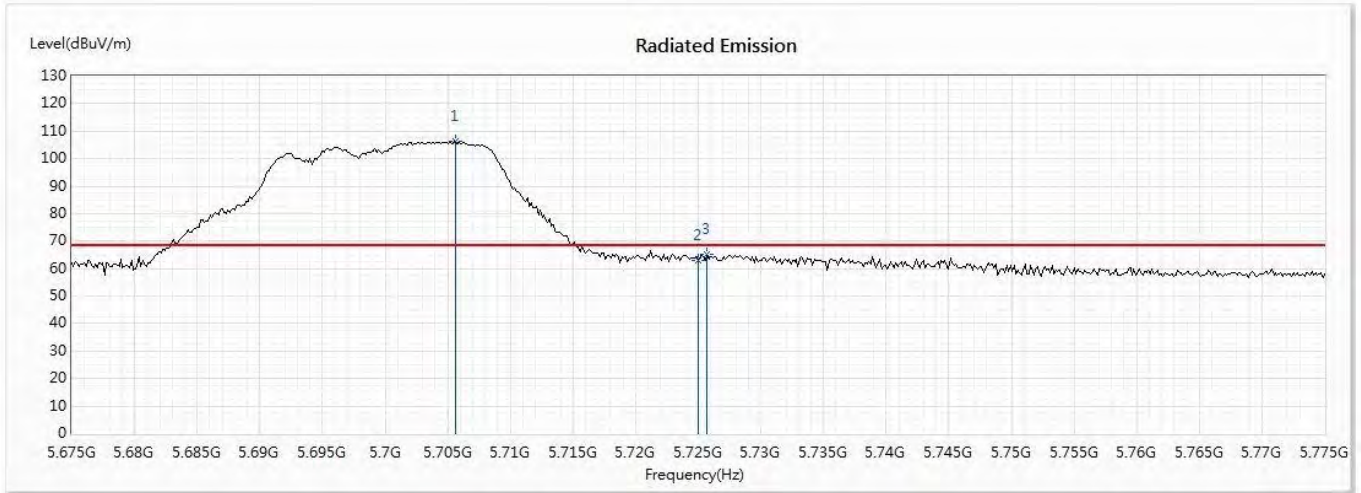
Horizontal



No	Frequency (MHz)	Emission Level (dBuV/m)	Limit (dBuV/m)	Margin (dB)	Reading Level (dBuV)	Correct Factor (dB/m)	Detector Type
1	5703.406	109.98	--	--	90.82	19.16	PK
2	5725	66.12	68.22	-2.10	46.97	19.15	PK

Product : WiFi SOM Module  
 Test Item : Band Edge Data  
 Test Date : 2020/01/06  
 Test Mode : Mode 2:802.11ac20-Channel 140 (5700MHz)

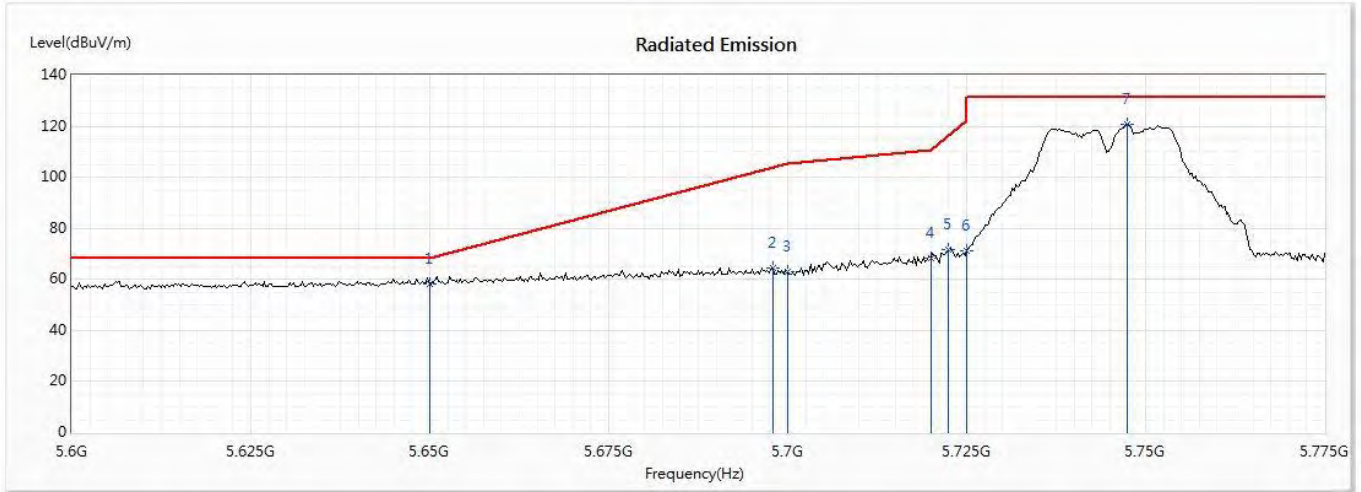
Vertical



No	Frequency (MHz)	Emission Level (dBuV/m)	Limit (dBuV/m)	Margin (dB)	Reading Level (dBuV)	Correct Factor (dB/m)	Detector Type
! 1	5705.58	106.18	--	--	87.01	19.17	PK
2	5725	63.02	68.22	-5.20	43.87	19.15	PK
3	5725.725	65.14	68.22	-3.08	46.00	19.14	PK

Product : WiFi SOM Module  
 Test Item : Band Edge Data  
 Test Date : 2020/01/06  
 Test Mode : Mode 2:802.11ac20-Channel 149 (5745MHz)

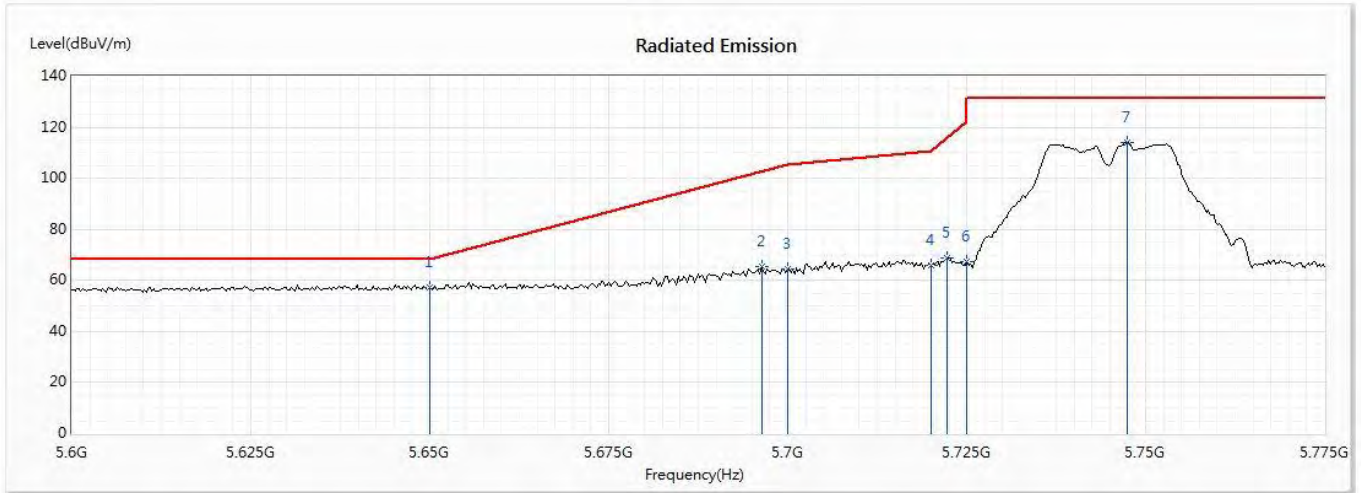
Horizontal



No	Frequency (MHz)	Emission Level (dBuV/m)	Limit (dBuV/m)	Margin (dB)	Reading Level (dBuV)	Correct Factor (dB/m)	Detector Type
* 1	5650	58.41	68.22	-9.81	39.20	19.21	PK
2	5697.899	64.59	103.65	-39.06	45.42	19.17	PK
3	5700	62.88	105.20	-42.32	43.71	19.17	PK
4	5720	68.49	110.80	-42.31	49.34	19.15	PK
5	5722.5	71.82	116.50	-44.68	52.67	19.15	PK
6	5725	71.24	122.20	-50.96	52.09	19.15	PK
7	5747.355	120.76	131.20	-10.44	101.64	19.12	PK

Product : WiFi SOM Module  
 Test Item : Band Edge Data  
 Test Date : 2020/01/06  
 Test Mode : Mode 2:802.11ac20-Channel 149 (5745MHz)

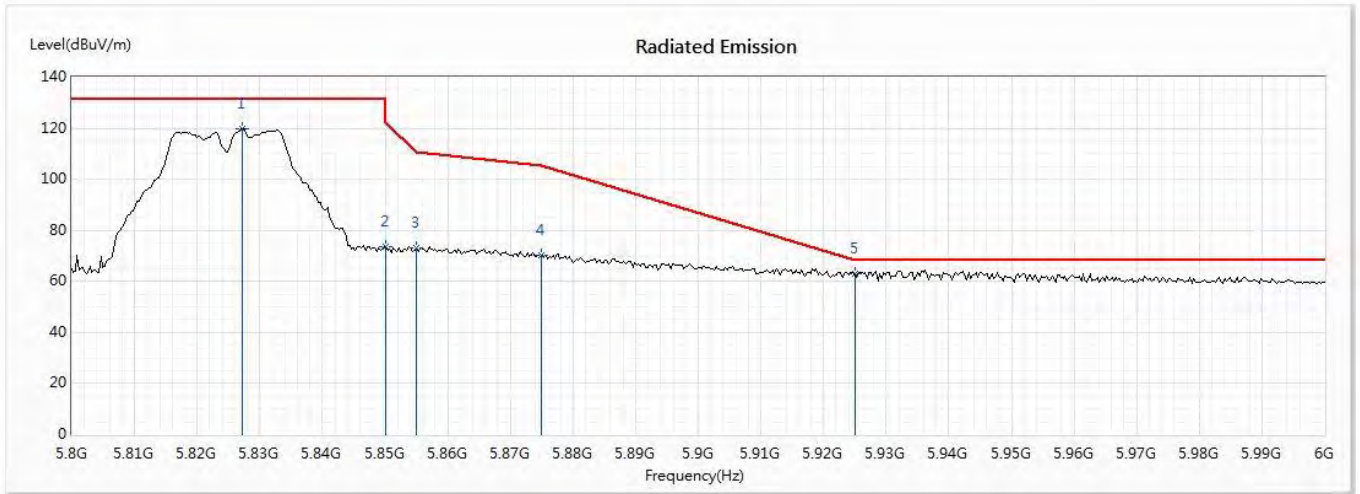
Vertical



No	Frequency (MHz)	Emission Level (dBuV/m)	Limit (dBuV/m)	Margin (dB)	Reading Level (dBuV)	Correct Factor (dB/m)	Detector Type
* 1	5650	57.39	68.22	-10.83	38.18	19.21	PK
2	5696.377	65.53	102.53	-37.00	46.36	19.17	PK
3	5700	64.36	105.20	-40.84	45.19	19.17	PK
4	5720	66.09	110.80	-44.71	46.94	19.15	PK
5	5722.246	68.88	115.92	-47.04	49.73	19.15	PK
6	5725	67.13	122.20	-55.07	47.98	19.15	PK
7	5747.355	114.22	131.20	-16.98	95.10	19.12	PK

Product : WiFi SOM Module  
 Test Item : Band Edge Data  
 Test Date : 2020/01/06  
 Test Mode : Mode 2:802.11ac20-Channel 165 (5825MHz)

Horizontal

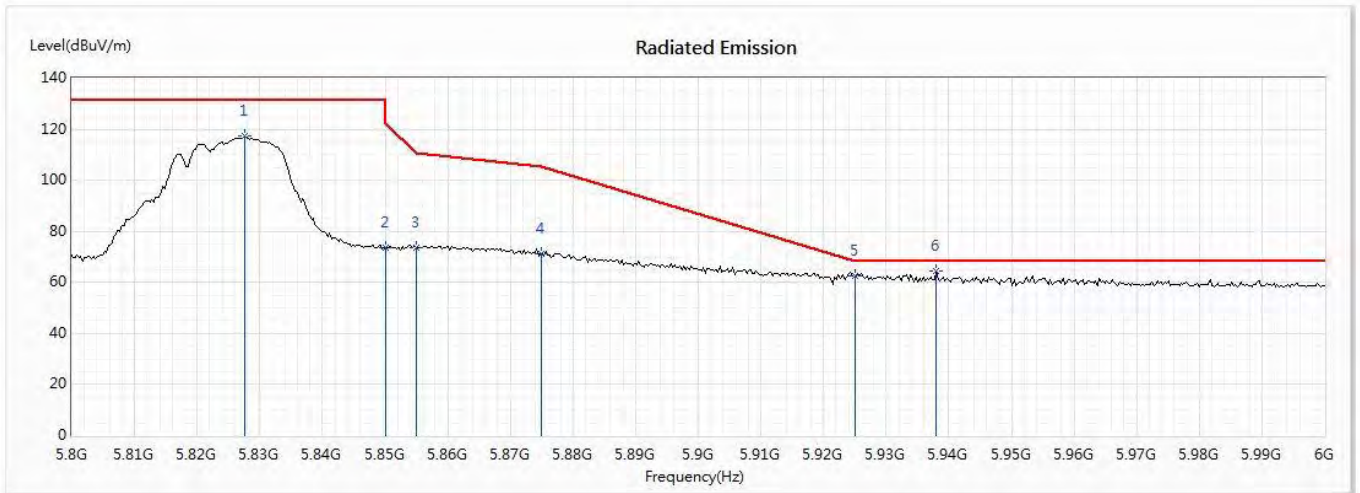


No	Frequency (MHz)	Emission Level (dBuV/m)	Limit (dBuV/m)	Margin (dB)	Reading Level (dBuV)	Correct Factor (dB/m)	Detector Type
1	5827.246	119.95	131.20	-11.25	100.43	19.52	PK
2	5850	73.40	122.20	-48.80	53.76	19.64	PK
3	5855	72.93	110.80	-37.87	53.28	19.65	PK
4	5875	70.10	105.20	-35.10	50.38	19.72	PK
* 5	5925	63.07	68.20	-5.13	43.20	19.87	PK



Product : WiFi SOM Module  
 Test Item : Band Edge Data  
 Test Date : 2020/01/06  
 Test Mode : Mode 2:802.11ac20-Channel 165 (5825MHz)

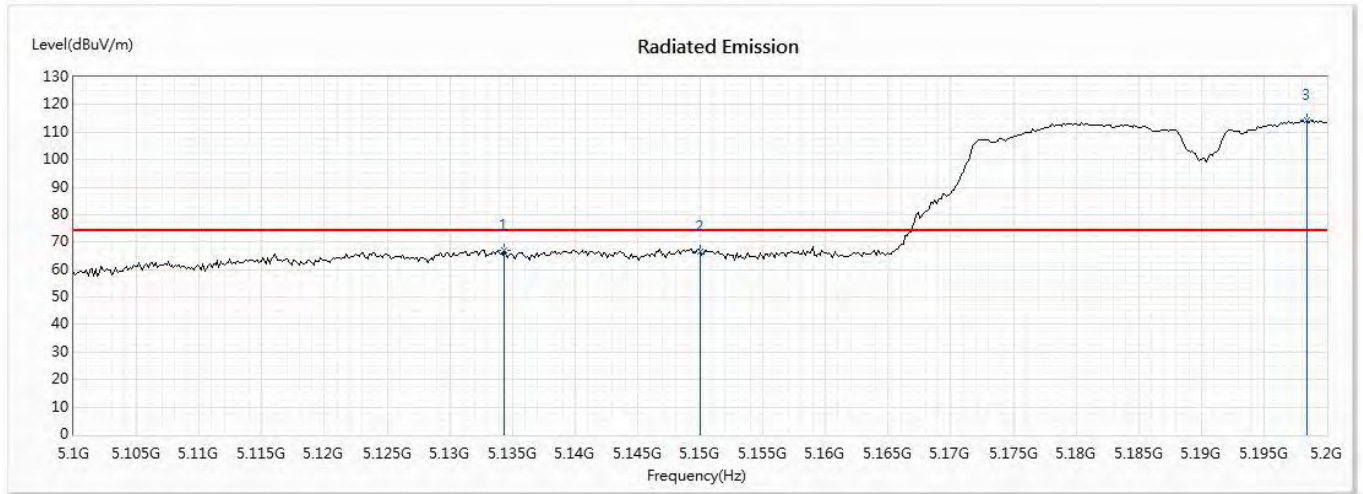
Vertical



No	Frequency (MHz)	Emission Level (dBuV/m)	Limit (dBuV/m)	Margin (dB)	Reading Level (dBuV)	Correct Factor (dB/m)	Detector Type
1	5827.536	117.19	131.20	-14.01	97.67	19.52	PK
2	5850	73.76	122.20	-48.44	54.12	19.64	PK
3	5855	73.75	110.80	-37.05	54.10	19.65	PK
4	5875	71.15	105.20	-34.05	51.43	19.72	PK
5	5925	62.74	68.20	-5.46	42.87	19.87	PK
* 6	5937.971	64.58	68.20	-3.62	44.66	19.92	PK

Product : WiFi SOM Module  
 Test Item : Band Edge Data  
 Test Date : 2020/01/06  
 Test Mode : Mode 3:802.11ac40-Channel 38 (5190MHz)

Horizontal



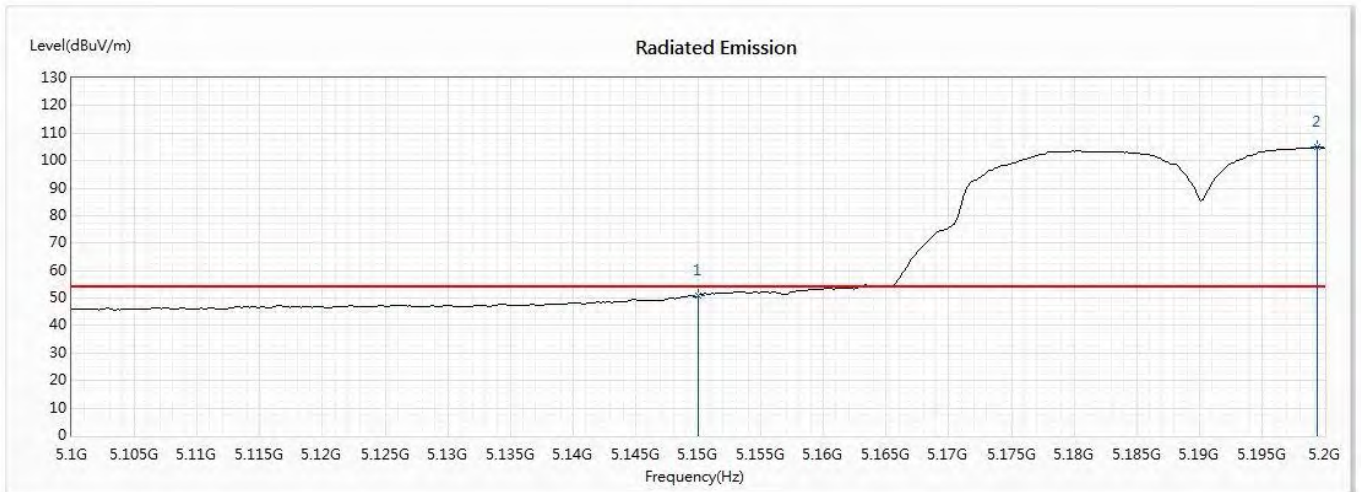
No	Frequency (MHz)	Emission Level (dBuV/m)	Limit (dBuV/m)	Margin (dB)	Reading Level (dBuV)	Correct Factor (dB/m)	Detector Type
1	5134.348	67.08	74.00	-6.92	48.46	18.62	PK
2	5150	66.65	74.00	-7.35	48.08	18.57	PK
! 3	5198.406	114.39	--	--	96.07	18.32	PK

Note:

1. All readings above 1GHz are performed with peak and/or average measurements as necessary.
2. Measurement Level = Reading Level + Correct Factor.
3. The average measurement was not performed when the peak measured data under the limit of average detection.

Product : WiFi SOM Module  
 Test Item : Band Edge Data  
 Test Date : 2020/01/06  
 Test Mode : Mode 3:802.11ac40-Channel 38 (5190MHz)

Horizontal



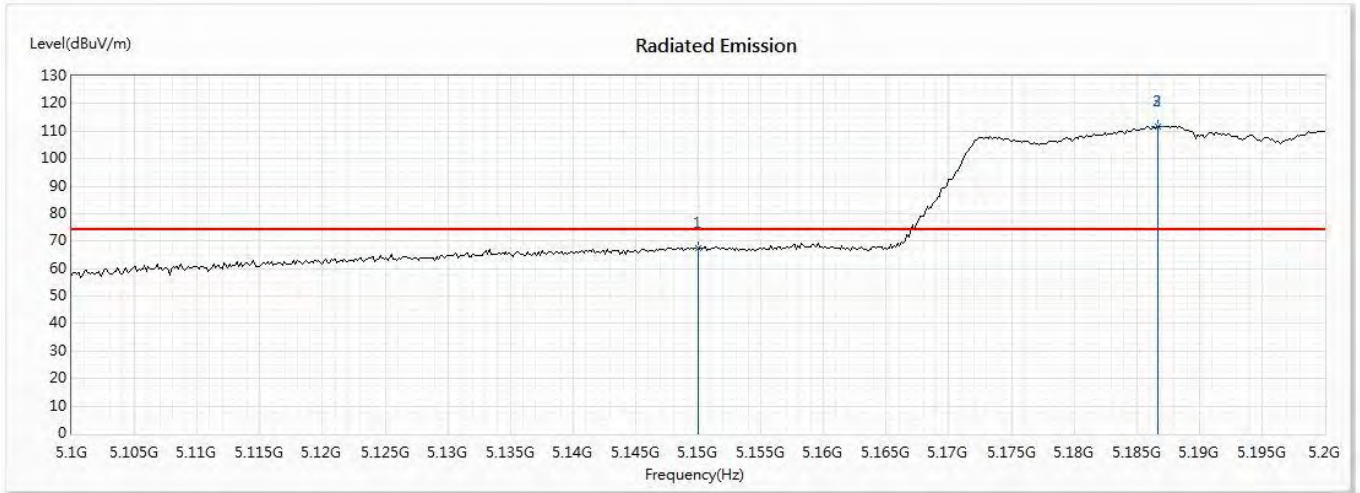
No	Frequency (MHz)	Emission Level (dBuV/m)	Limit (dBuV/m)	Margin (dB)	Reading Level (dBuV)	Correct Factor (dB/m)	Detector Type
1	5150	50.91	54.00	-3.09	32.34	18.57	AV
! 2	5199.42	104.91	--	--	86.60	18.31	AV

Note:

1. All readings above 1GHz are performed with peak and/or average measurements as necessary.
2. Measurement Level = Reading Level + Correct Factor.
3. The average measurement was not performed when the peak measured data under the limit of average detection.

Product : WiFi SOM Module  
 Test Item : Band Edge Data  
 Test Date : 2020/01/06  
 Test Mode : Mode 3:802.11ac40-Channel 38 (5190MHz)

Vertical



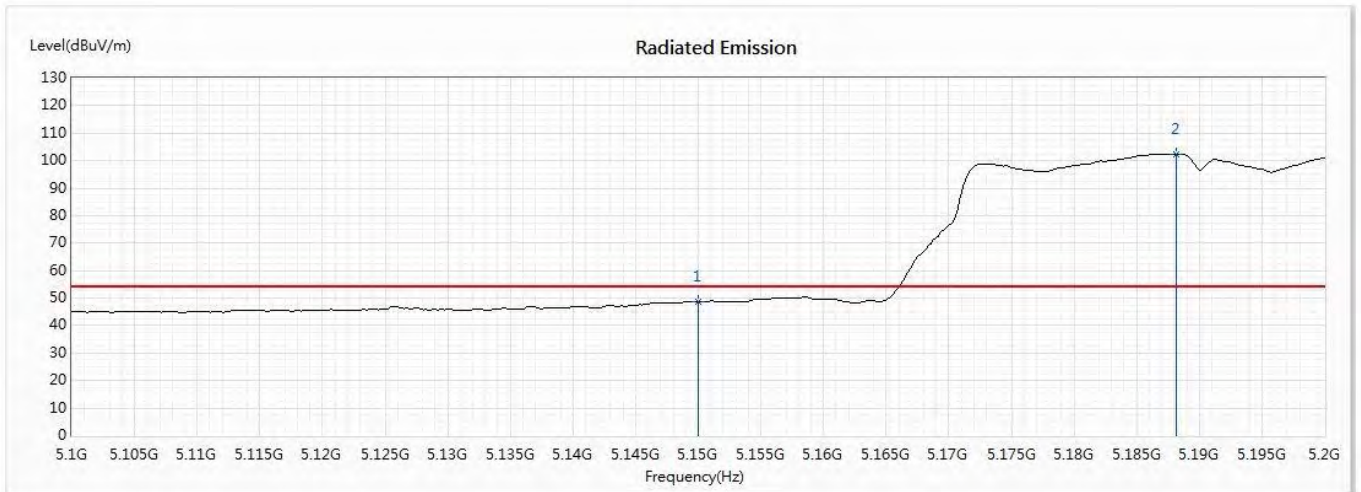
No	Frequency (MHz)	Emission Level (dBuV/m)	Limit (dBuV/m)	Margin (dB)	Reading Level (dBuV)	Correct Factor (dB/m)	Detector Type
1	5150	67.64	74.00	-6.36	49.07	18.57	PK
2	5186.667	111.82	--	--	93.44	18.38	PK

Note:

1. All readings above 1GHz are performed with peak and/or average measurements as necessary.
2. Measurement Level = Reading Level + Correct Factor.
3. The average measurement was not performed when the peak measured data under the limit of average detection.

Product : WiFi SOM Module  
 Test Item : Band Edge Data  
 Test Date : 2020/01/06  
 Test Mode : Mode 3:802.11ac40-Channel 38 (5190MHz)

Vertical



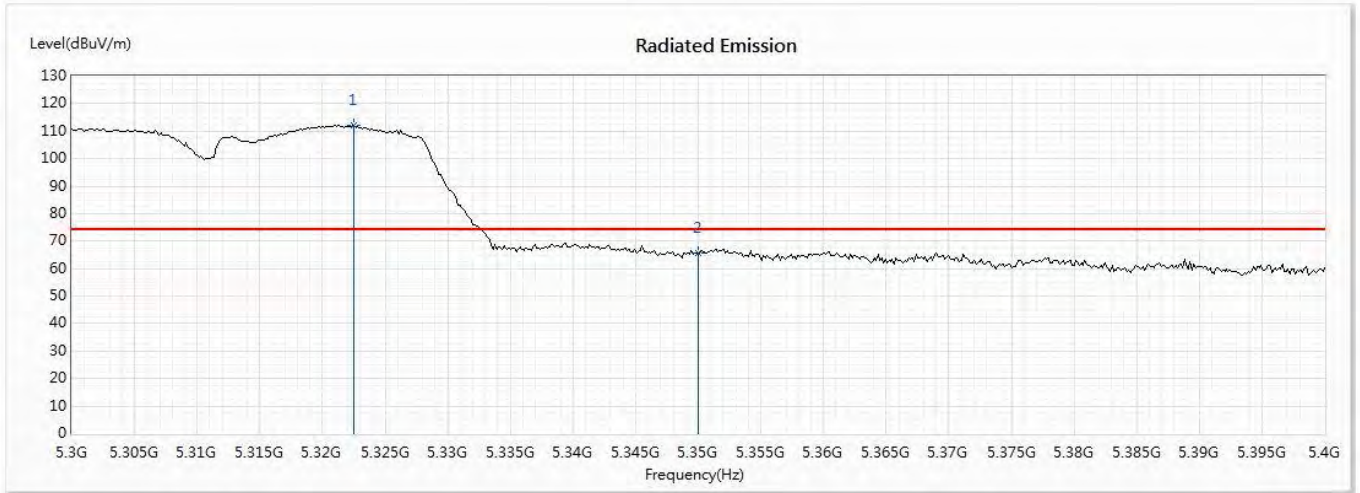
No	Frequency (MHz)	Emission Level (dBuV/m)	Limit (dBuV/m)	Margin (dB)	Reading Level (dBuV)	Correct Factor (dB/m)	Detector Type
1	5150	48.78	54.00	-5.22	30.21	18.57	AV
! 2	5188.116	102.51	--	--	84.13	18.38	AV

Note:

1. All readings above 1GHz are performed with peak and/or average measurements as necessary.
2. Measurement Level = Reading Level + Correct Factor.
3. The average measurement was not performed when the peak measured data under the limit of average detection.

Product : WiFi SOM Module  
 Test Item : Band Edge Data  
 Test Date : 2020/01/06  
 Test Mode : Mode 3:802.11ac40-Channel 62 (5310MHz)

Horizontal



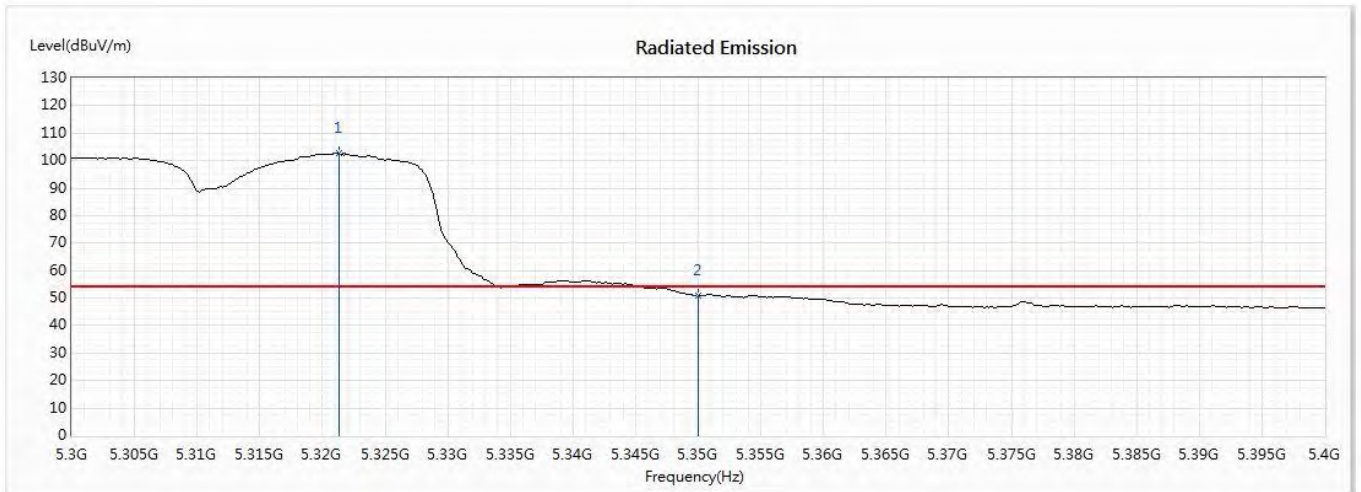
No	Frequency (MHz)	Emission Level (dBuV/m)	Limit (dBuV/m)	Margin (dB)	Reading Level (dBuV)	Correct Factor (dB/m)	Detector Type
! 1	5322.464	112.26	--	--	93.62	18.64	PK
2	5350	65.72	74.00	-8.28	46.89	18.83	PK

Note:

1. All readings above 1GHz are performed with peak and/or average measurements as necessary.
2. Measurement Level = Reading Level + Correct Factor.
3. The average measurement was not performed when the peak measured data under the limit of average detection.

Product : WiFi SOM Module  
 Test Item : Band Edge Data  
 Test Date : 2020/01/06  
 Test Mode : Mode 3:802.11ac40-Channel 62 (5310MHz)

Horizontal



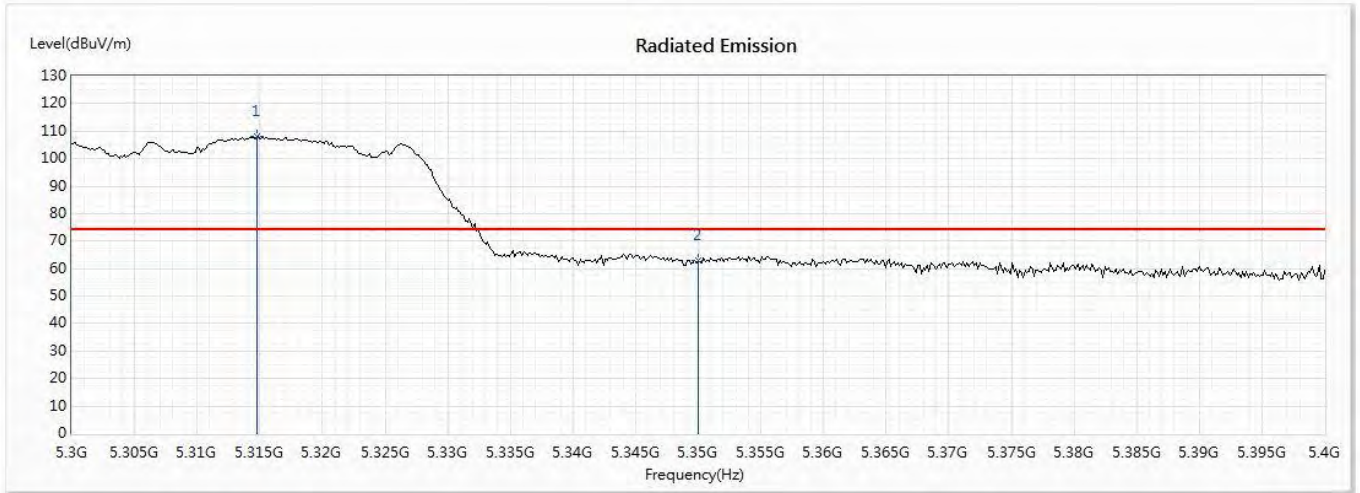
No	Frequency (MHz)	Emission Level (dBuV/m)	Limit (dBuV/m)	Margin (dB)	Reading Level (dBuV)	Correct Factor (dB/m)	Detector Type
! 1	5321.304	102.62	--	--	83.99	18.63	AV
2	5350	50.76	54.00	-3.24	31.93	18.83	AV

Note:

1. All readings above 1GHz are performed with peak and/or average measurements as necessary.
2. Measurement Level = Reading Level + Correct Factor.
3. The average measurement was not performed when the peak measured data under the limit of average detection.

Product : WiFi SOM Module  
 Test Item : Band Edge Data  
 Test Date : 2020/01/06  
 Test Mode : Mode 3:802.11ac40-Channel 62 (5310MHz)

Vertical



No	Frequency (MHz)	Emission Level (dBuV/m)	Limit (dBuV/m)	Margin (dB)	Reading Level (dBuV)	Correct Factor (dB/m)	Detector Type
! 1	5314.783	107.97	--	--	89.38	18.59	PK
2	5350	62.95	74.00	-11.05	44.12	18.83	PK

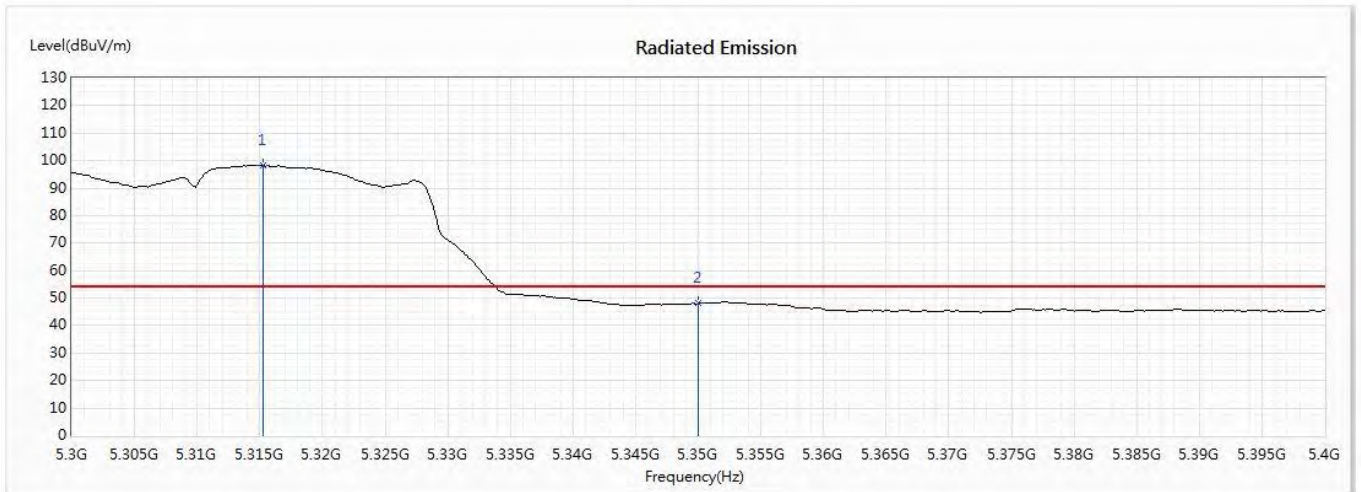
Note:

1. All readings above 1GHz are performed with peak and/or average measurements as necessary.
2. Measurement Level = Reading Level + Correct Factor.
3. The average measurement was not performed when the peak measured data under the limit of average detection.



Product : WiFi SOM Module  
 Test Item : Band Edge Data  
 Test Date : 2020/01/06  
 Test Mode : Mode 3:802.11ac40-Channel 62 (5310MHz)

Vertical



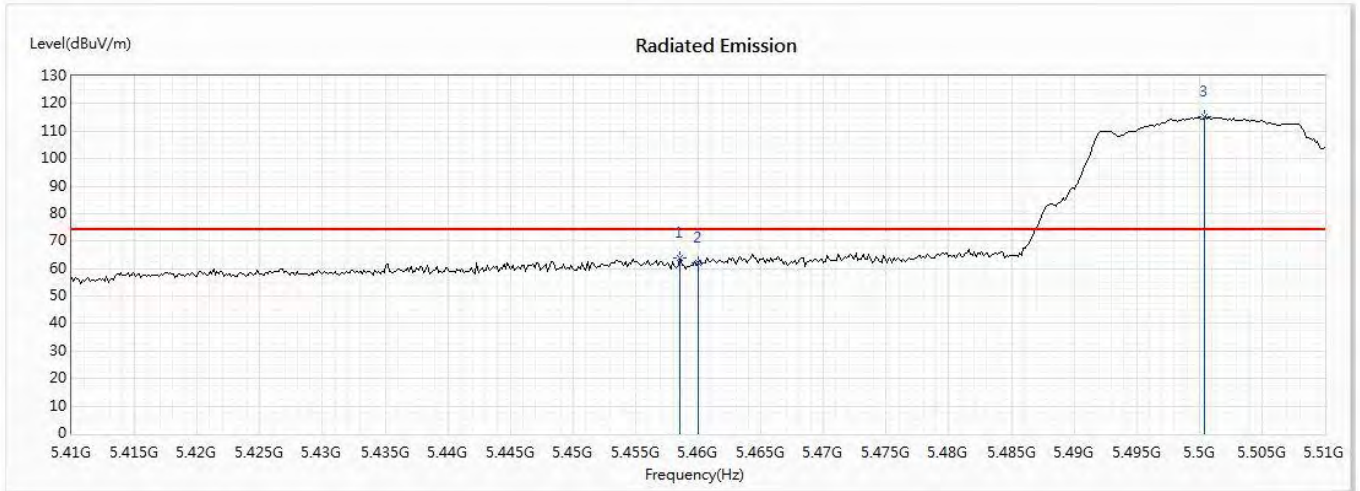
No	Frequency (MHz)	Emission Level (dBuV/m)	Limit (dBuV/m)	Margin (dB)	Reading Level (dBuV)	Correct Factor (dB/m)	Detector Type
! 1	5315.217	98.37	--	--	79.78	18.59	AV
2	5350	48.08	54.00	-5.92	29.25	18.83	AV

Note:

1. All readings above 1GHz are performed with peak and/or average measurements as necessary.
2. Measurement Level = Reading Level + Correct Factor.
3. The average measurement was not performed when the peak measured data under the limit of average detection.

Product : WiFi SOM Module  
 Test Item : Band Edge Data  
 Test Date : 2020/01/06  
 Test Mode : Mode 3:802.11ac40-Channel 102 (5510MHz)

Horizontal



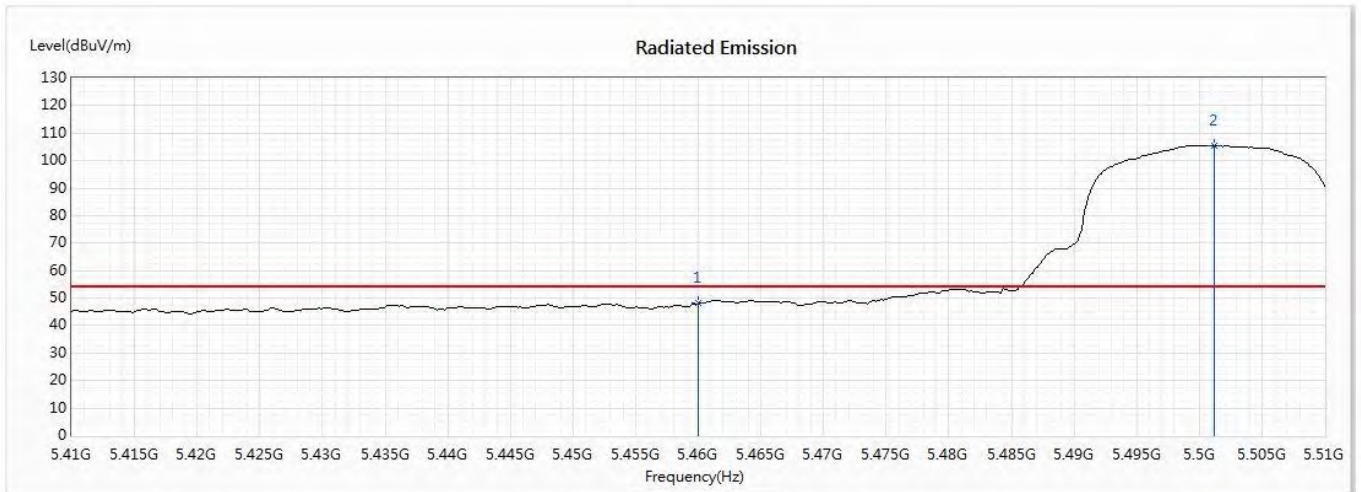
No	Frequency (MHz)	Emission Level (dBuV/m)	Limit (dBuV/m)	Margin (dB)	Reading Level (dBuV)	Correct Factor (dB/m)	Detector Type
1	5458.551	63.67	74.00	-10.33	44.31	19.36	PK
2	5460	62.15	74.00	-11.85	42.77	19.38	PK
3	5500.435	115.04	--	--	95.39	19.65	PK

Note:

1. All readings above 1GHz are performed with peak and/or average measurements as necessary.
2. Measurement Level = Reading Level + Correct Factor.
3. The average measurement was not performed when the peak measured data under the limit of average detection.

Product : WiFi SOM Module  
 Test Item : Band Edge Data  
 Test Date : 2020/01/06  
 Test Mode : Mode 3:802.11ac40-Channel 102 (5510MHz)

Horizontal



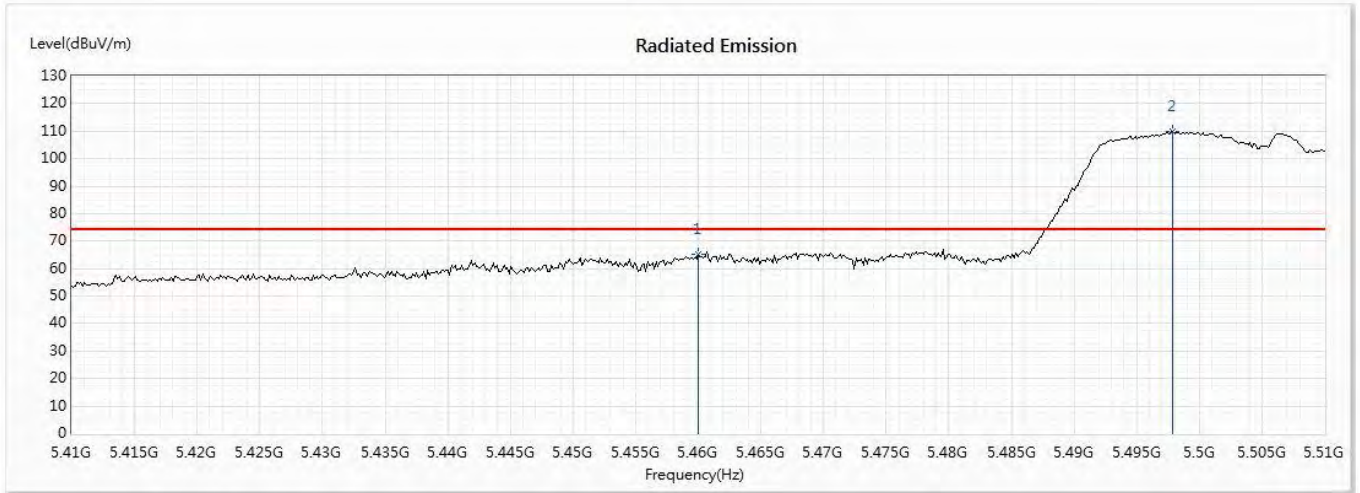
No	Frequency (MHz)	Emission Level (dBuV/m)	Limit (dBuV/m)	Margin (dB)	Reading Level (dBuV)	Correct Factor (dB/m)	Detector Type
1	5460	48.04	54.00	-5.96	28.66	19.38	AV
! 2	5501.159	105.62	--	--	85.98	19.64	AV

Note:

1. All readings above 1GHz are performed with peak and/or average measurements as necessary.
2. Measurement Level = Reading Level + Correct Factor.
3. The average measurement was not performed when the peak measured data under the limit of average detection.

Product : WiFi SOM Module  
 Test Item : Band Edge Data  
 Test Date : 2020/01/06  
 Test Mode : Mode 3:802.11ac40-Channel 102 (5510MHz)

Vertical



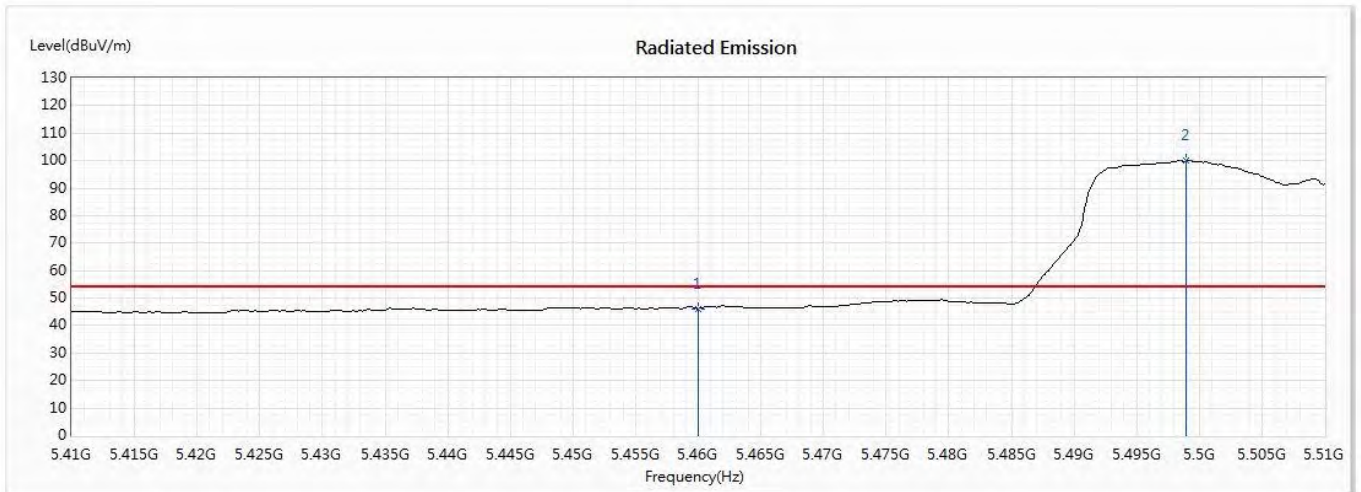
No	Frequency (MHz)	Emission Level (dBuV/m)	Limit (dBuV/m)	Margin (dB)	Reading Level (dBuV)	Correct Factor (dB/m)	Detector Type
1	5460	65.36	74.00	-8.64	45.98	19.38	PK
2	5497.826	109.83	--	--	90.20	19.63	PK

Note:

1. All readings above 1GHz are performed with peak and/or average measurements as necessary.
2. Measurement Level = Reading Level + Correct Factor.
3. The average measurement was not performed when the peak measured data under the limit of average detection.

Product : WiFi SOM Module  
 Test Item : Band Edge Data  
 Test Date : 2020/01/06  
 Test Mode : Mode 3:802.11ac40-Channel 102 (5510MHz)

Vertical



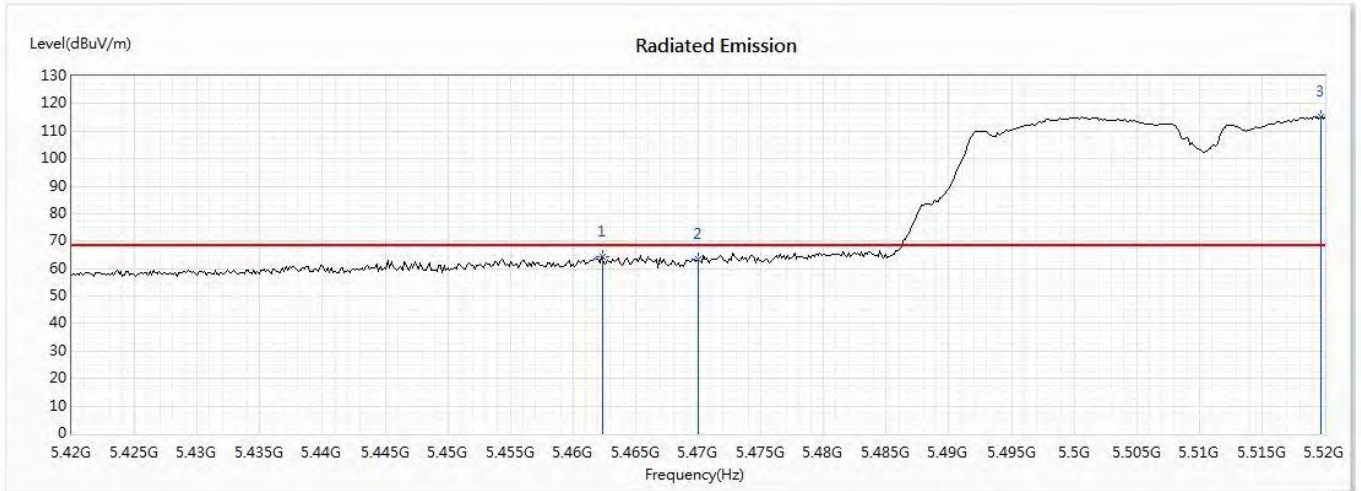
No	Frequency (MHz)	Emission Level (dBuV/m)	Limit (dBuV/m)	Margin (dB)	Reading Level (dBuV)	Correct Factor (dB/m)	Detector Type
1	5460	46.13	54.00	-7.87	26.75	19.38	AV
! 2	5498.986	99.99	--	--	80.35	19.64	AV

Note:

1. All readings above 1GHz are performed with peak and/or average measurements as necessary.
2. Measurement Level = Reading Level + Correct Factor.
3. The average measurement was not performed when the peak measured data under the limit of average detection.

Product : WiFi SOM Module  
 Test Item : Band Edge Data  
 Test Date : 2020/01/06  
 Test Mode : Mode 3:802.11ac40-Channel 102 (5510MHz)

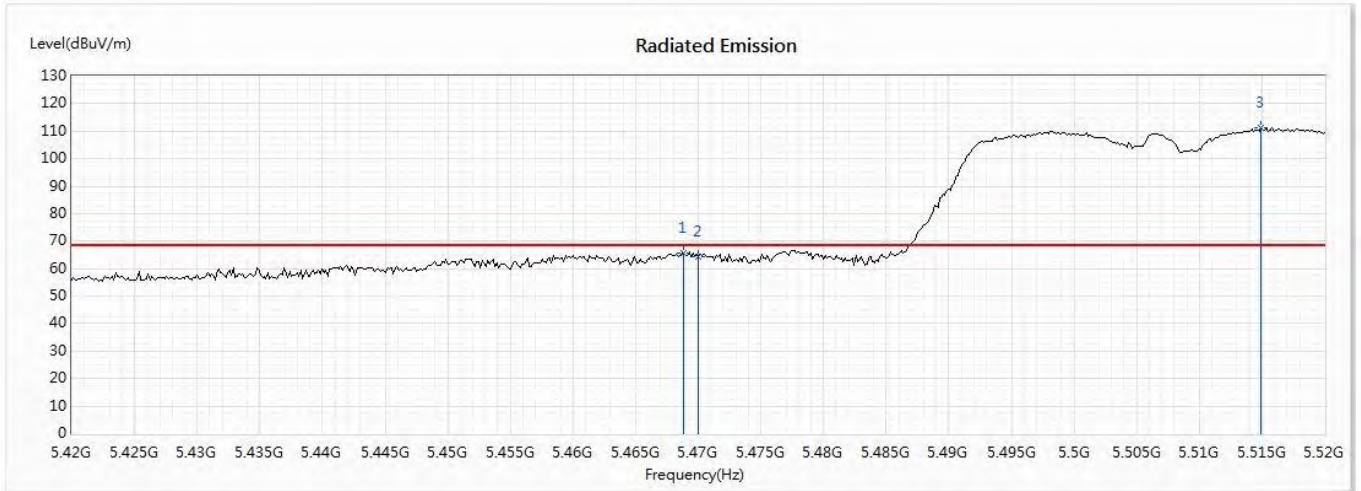
Horizontal



No	Frequency (MHz)	Emission Level (dBuV/m)	Limit (dBuV/m)	Margin (dB)	Reading Level (dBuV)	Correct Factor (dB/m)	Detector Type
1	5462.319	64.43	68.22	-3.79	45.04	19.39	PK
2	5470	63.30	68.22	-4.92	43.86	19.44	PK
! 3	5519.71	115.47	--	--	95.92	19.55	PK

Product : WiFi SOM Module  
 Test Item : Band Edge Data  
 Test Date : 2020/01/06  
 Test Mode : Mode 3:802.11ac40-Channel 102 (5510MHz)

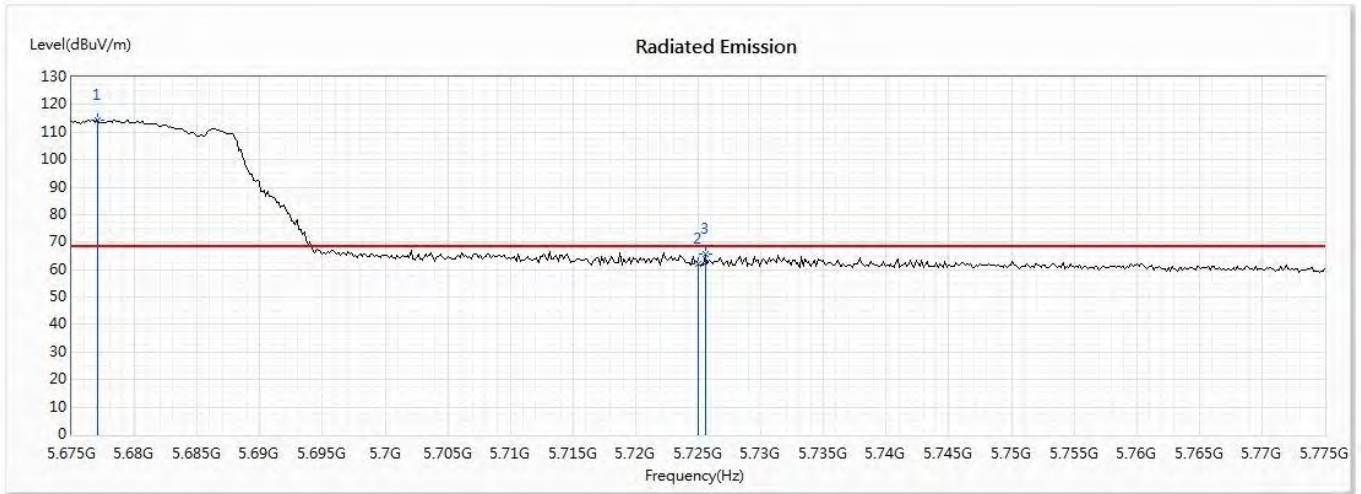
Vertical



No	Frequency (MHz)	Emission Level (dBuV/m)	Limit (dBuV/m)	Margin (dB)	Reading Level (dBuV)	Correct Factor (dB/m)	Detector Type
1	5468.841	65.82	68.22	-2.40	46.39	19.43	PK
2	5470	64.50	68.22	-3.72	45.06	19.44	PK
! 3	5514.928	111.08	--	--	91.51	19.57	PK

Product : WiFi SOM Module  
 Test Item : Band Edge Data  
 Test Date : 2020/01/06  
 Test Mode : Mode 3:802.11ac40-Channel 134 (5670MHz)

Horizontal

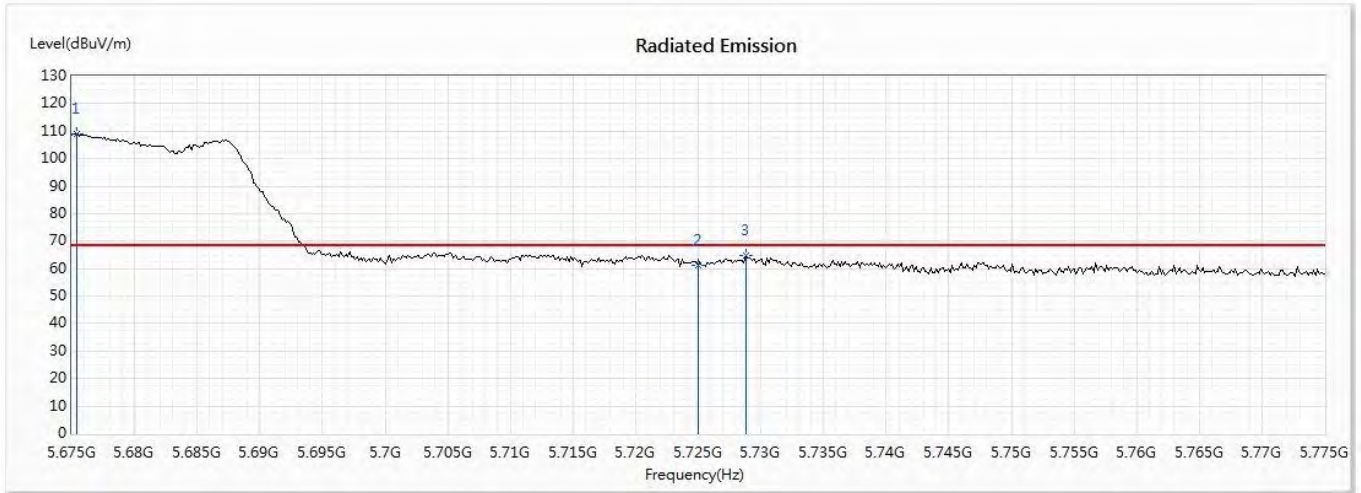


No	Frequency (MHz)	Emission Level (dBuV/m)	Limit (dBuV/m)	Margin (dB)	Reading Level (dBuV)	Correct Factor (dB/m)	Detector Type
! 1	5677.029	114.47	--	--	95.29	19.18	PK
2	5725	61.89	68.22	-6.33	42.74	19.15	PK
3	5725.58	65.61	68.22	-2.61	46.47	19.14	PK



Product : WiFi SOM Module  
 Test Item : Band Edge Data  
 Test Date : 2020/01/06  
 Test Mode : Mode 3:802.11ac40-Channel 134 (5670MHz)

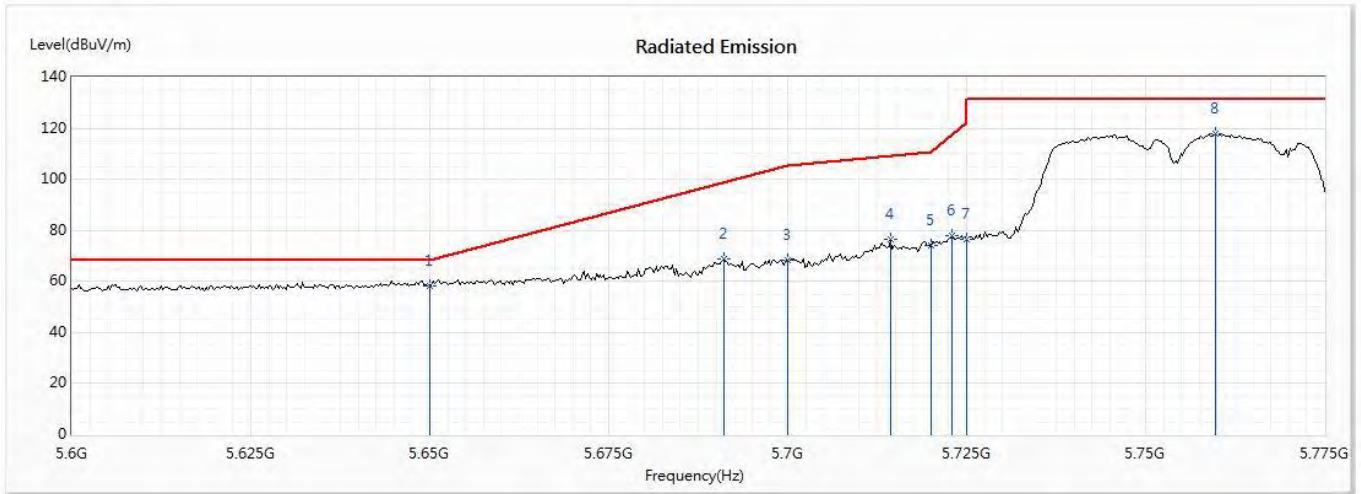
Vertical



No	Frequency (MHz)	Emission Level (dBuV/m)	Limit (dBuV/m)	Margin (dB)	Reading Level (dBuV)	Correct Factor (dB/m)	Detector Type
! 1	5675.435	109.16	--	--	89.97	19.19	PK
2	5725	61.05	68.22	-7.17	41.90	19.15	PK
3	5728.768	64.63	68.22	-3.59	45.49	19.14	PK

Product : WiFi SOM Module  
 Test Item : Band Edge Data  
 Test Date : 2020/01/06  
 Test Mode : Mode 3:802.11ac40-Channel 151 (5755MHz)

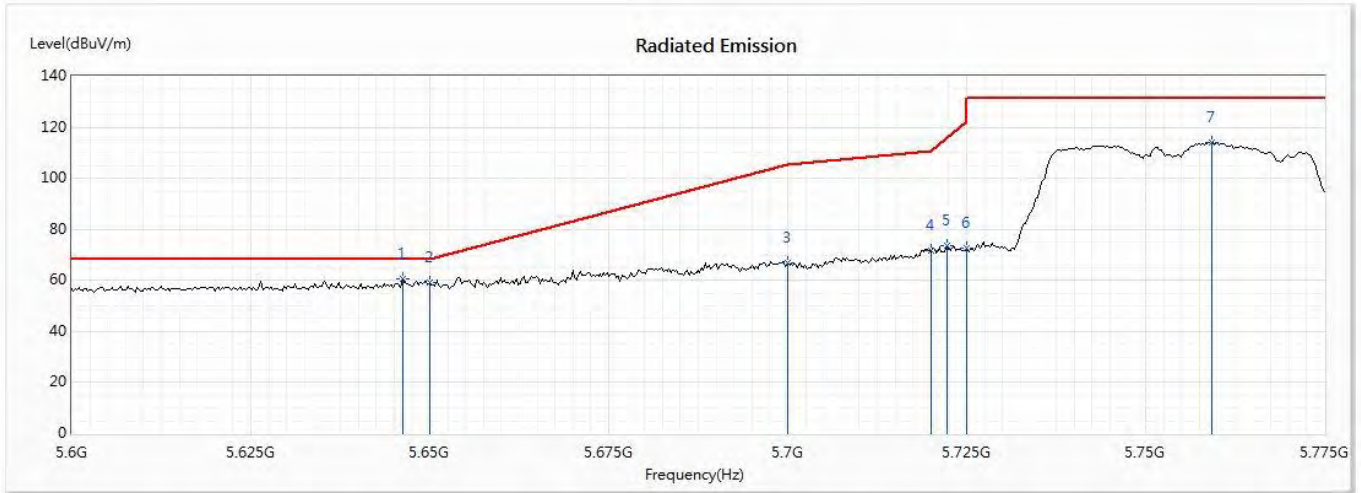
Horizontal



No	Frequency (MHz)	Emission Level (dBuV/m)	Limit (dBuV/m)	Margin (dB)	Reading Level (dBuV)	Correct Factor (dB/m)	Detector Type
* 1	5650	58.42	68.22	-9.80	39.21	19.21	PK
2	5691.051	68.85	98.61	-29.75	49.67	19.18	PK
3	5700	68.26	105.20	-36.94	49.09	19.17	PK
4	5714.384	76.36	109.23	-32.87	57.21	19.15	PK
5	5720	74.08	110.80	-36.72	54.93	19.15	PK
6	5723.007	78.04	117.66	-39.61	58.89	19.15	PK
7	5725	76.48	122.20	-45.72	57.33	19.15	PK
8	5759.783	117.98	131.20	-13.22	98.80	19.18	PK

Product : WiFi SOM Module  
 Test Item : Band Edge Data  
 Test Date : 2020/01/06  
 Test Mode : Mode 3:802.11ac40-Channel 151 (5755MHz)

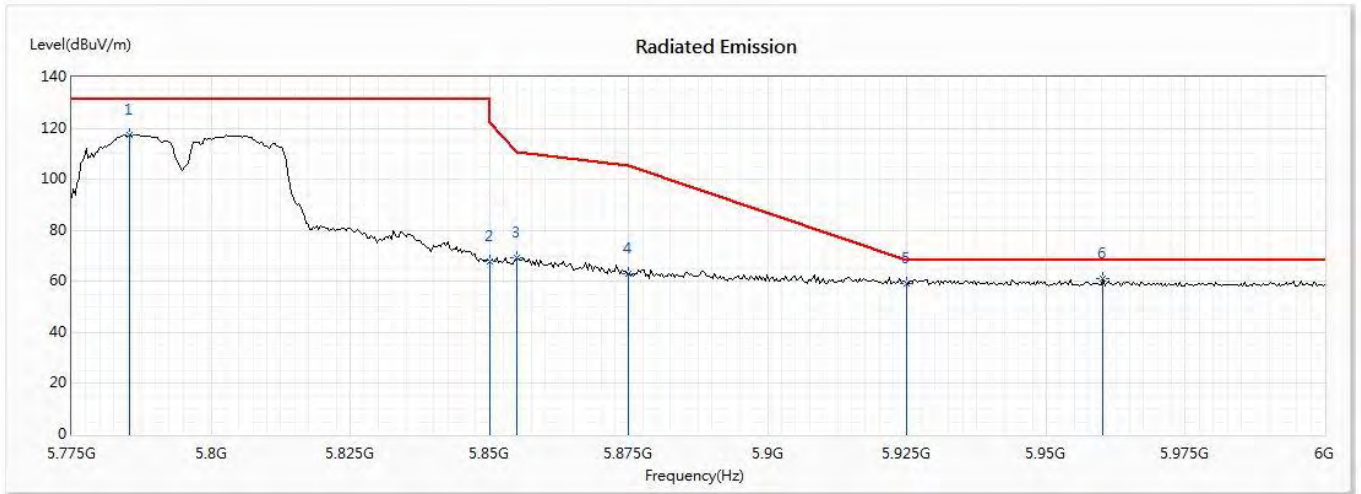
Vertical



No	Frequency (MHz)	Emission Level (dBuV/m)	Limit (dBuV/m)	Margin (dB)	Reading Level (dBuV)	Correct Factor (dB/m)	Detector Type
* 1	5646.159	60.76	68.22	-7.46	41.55	19.21	PK
2	5650	59.22	68.22	-9.00	40.01	19.21	PK
3	5700	66.68	105.20	-38.52	47.51	19.17	PK
4	5720	71.61	110.80	-39.19	52.46	19.15	PK
5	5722.246	73.62	115.92	-42.31	54.47	19.15	PK
6	5725	72.44	122.20	-49.76	53.29	19.15	PK
7	5759.275	114.21	131.20	-16.99	95.03	19.18	PK

Product : WiFi SOM Module  
 Test Item : Band Edge Data  
 Test Date : 2020/01/06  
 Test Mode : Mode 3:802.11ac40-Channel 159 (5795MHz)

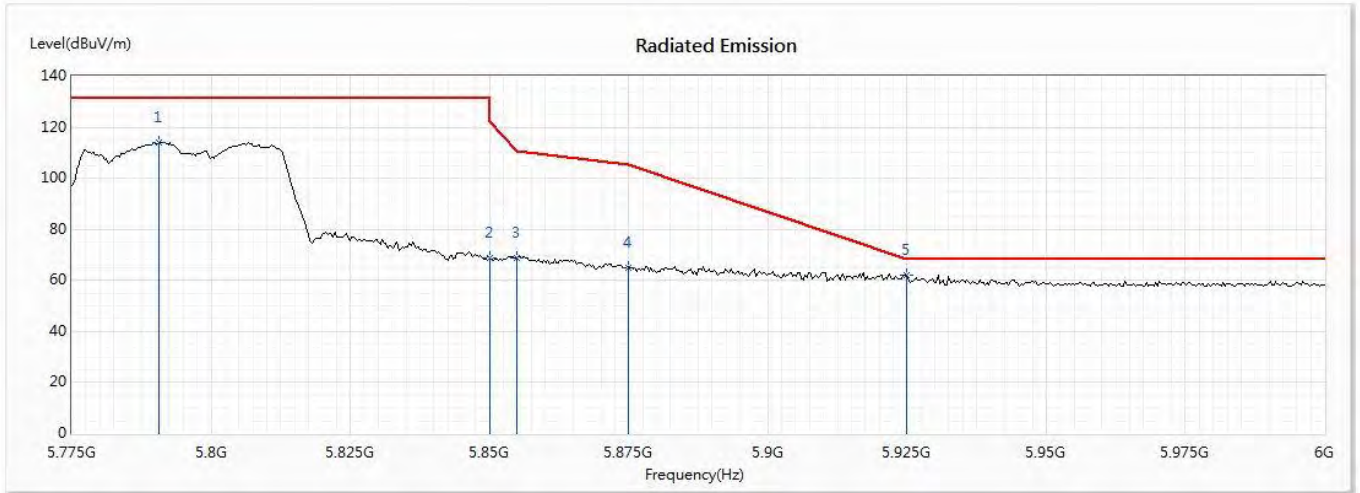
Horizontal



No	Frequency (MHz)	Emission Level (dBuV/m)	Limit (dBuV/m)	Margin (dB)	Reading Level (dBuV)	Correct Factor (dB/m)	Detector Type
1	5785.435	117.44	131.20	-13.76	98.13	19.31	PK
2	5850	67.90	122.20	-54.30	48.26	19.64	PK
3	5855	69.11	110.80	-41.69	49.46	19.65	PK
4	5875	62.99	105.20	-42.21	43.27	19.72	PK
5	5925	59.04	68.20	-9.16	39.17	19.87	PK
* 6	5960.217	61.14	68.20	-7.06	41.15	19.99	PK

Product : WiFi SOM Module  
 Test Item : Band Edge Data  
 Test Date : 2020/01/06  
 Test Mode : Mode 3:802.11ac40-Channel 159 (5795MHz)

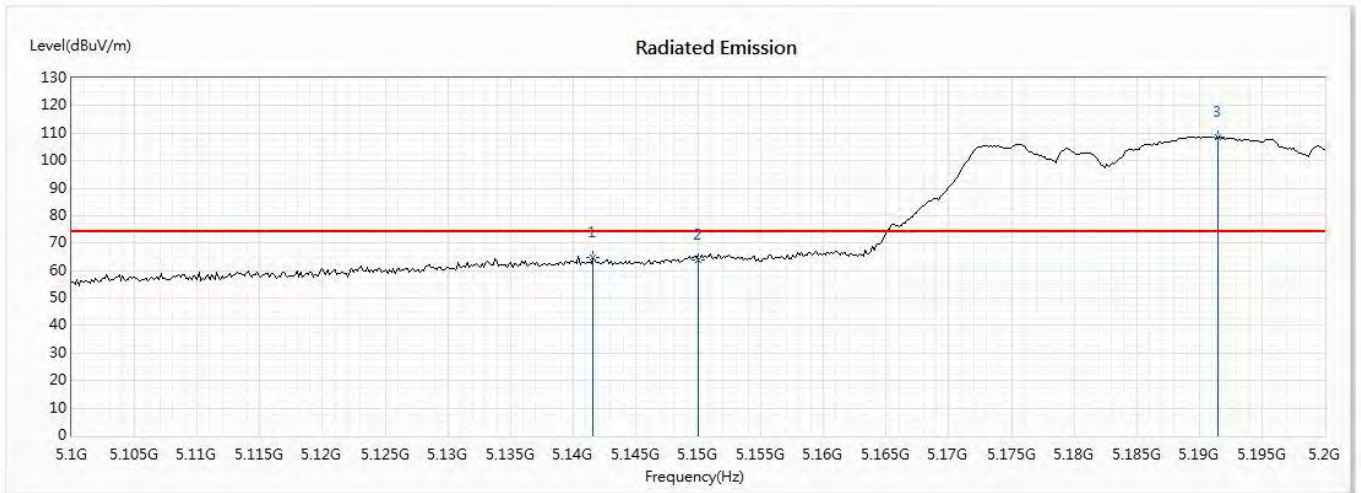
Vertical



No	Frequency (MHz)	Emission Level (dBuV/m)	Limit (dBuV/m)	Margin (dB)	Reading Level (dBuV)	Correct Factor (dB/m)	Detector Type
1	5790.652	114.22	131.20	-16.98	94.89	19.33	PK
2	5850	68.94	122.20	-53.26	49.30	19.64	PK
3	5855	69.02	110.80	-41.78	49.37	19.65	PK
4	5875	65.10	105.20	-40.10	45.38	19.72	PK
* 5	5925	62.29	68.20	-5.91	42.42	19.87	PK

Product : WiFi SOM Module  
 Test Item : Band Edge Data  
 Test Date : 2020/01/06  
 Test Mode : Mode 4:802.11ac-80 -Channel 42 (5210MHz)

Horizontal



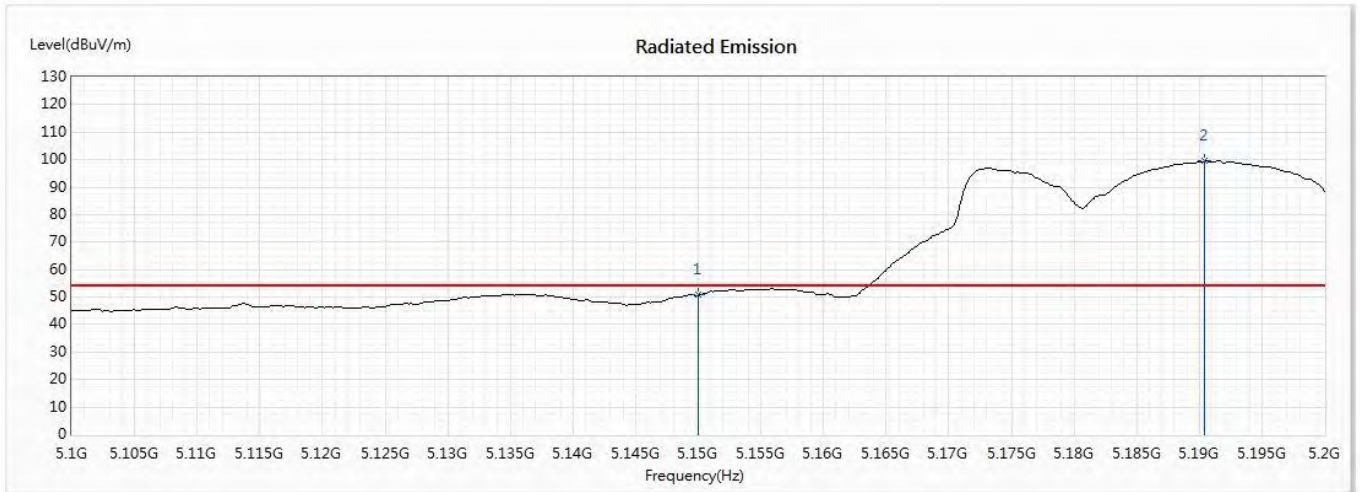
No	Frequency (MHz)	Emission Level (dBuV/m)	Limit (dBuV/m)	Margin (dB)	Reading Level (dBuV)	Correct Factor (dB/m)	Detector Type
1	5141.594	64.93	74.00	-9.07	46.32	18.61	PK
2	5150	64.09	74.00	-9.91	45.52	18.57	PK
! 3	5191.449	108.70	--	--	90.35	18.35	PK

Note:

1. All readings above 1GHz are performed with peak and/or average measurements as necessary.
2. Measurement Level = Reading Level + Correct Factor.
3. The average measurement was not performed when the peak measured data under the limit of average detection.

Product : WiFi SOM Module  
 Test Item : Band Edge Data  
 Test Date : 2020/01/06  
 Test Mode : Mode 4:802.11ac-80 -Channel 42 (5210MHz)

Horizontal



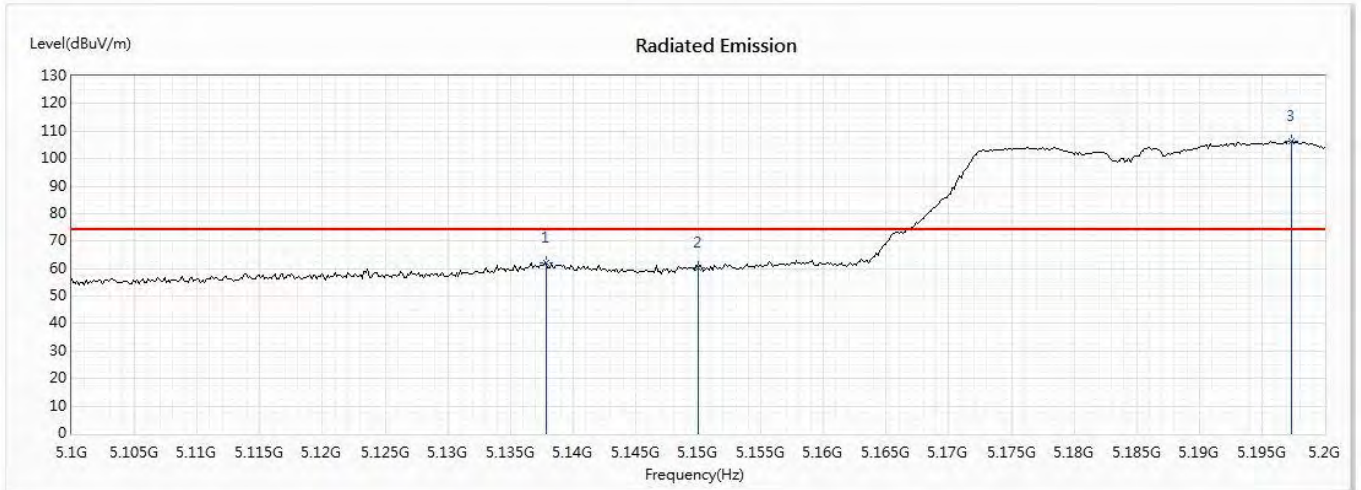
No	Frequency (MHz)	Emission Level (dBuV/m)	Limit (dBuV/m)	Margin (dB)	Reading Level (dBuV)	Correct Factor (dB/m)	Detector Type
1	5150	50.90	54.00	-3.10	32.33	18.57	AV
! 2	5190.435	99.45	--	--	81.09	18.36	AV

Note:

1. All readings above 1GHz are performed with peak and/or average measurements as necessary.
2. Measurement Level = Reading Level + Correct Factor.
3. The average measurement was not performed when the peak measured data under the limit of average detection.

Product : WiFi SOM Module  
 Test Item : Band Edge Data  
 Test Date : 2020/01/06  
 Test Mode : Mode 4:802.11ac-80 -Channel 42 (5210MHz)

Vertical



No	Frequency (MHz)	Emission Level (dBuV/m)	Limit (dBuV/m)	Margin (dB)	Reading Level (dBuV)	Correct Factor (dB/m)	Detector Type
1	5137.826	61.92	74.00	-12.08	43.30	18.62	PK
2	5150	60.25	74.00	-13.75	41.68	18.57	PK
! 3	5197.391	106.51	--	--	88.19	18.32	PK

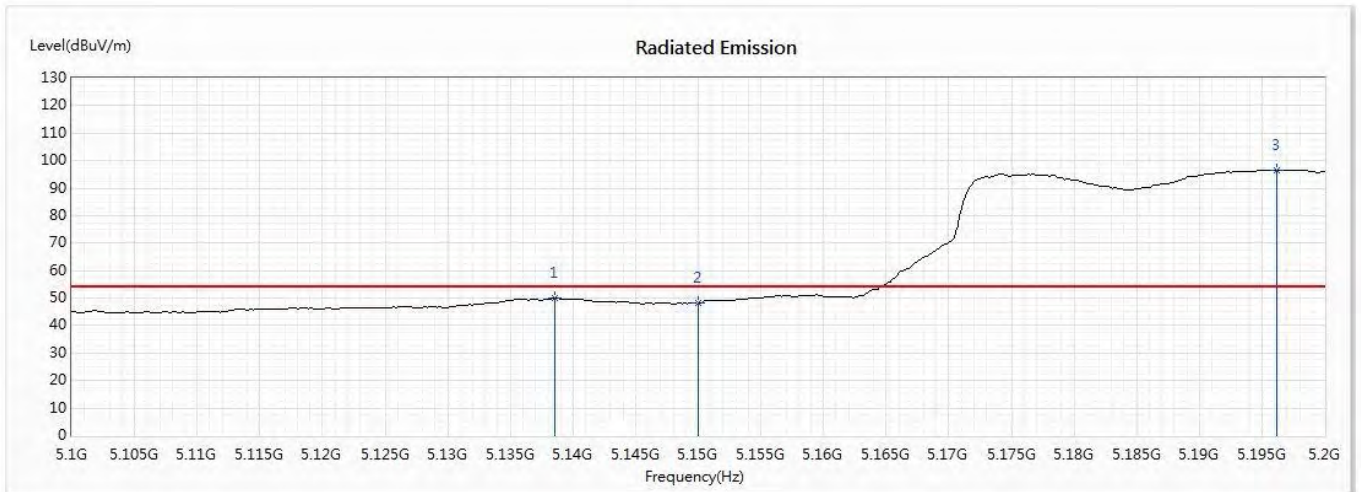
Note:

1. All readings above 1GHz are performed with peak and/or average measurements as necessary.
2. Measurement Level = Reading Level + Correct Factor.
3. The average measurement was not performed when the peak measured data under the limit of average detection.



Product : WiFi SOM Module  
 Test Item : Band Edge Data  
 Test Date : 2020/01/06  
 Test Mode : Mode 4:802.11ac-80 -Channel 42 (5210MHz)

Vertical



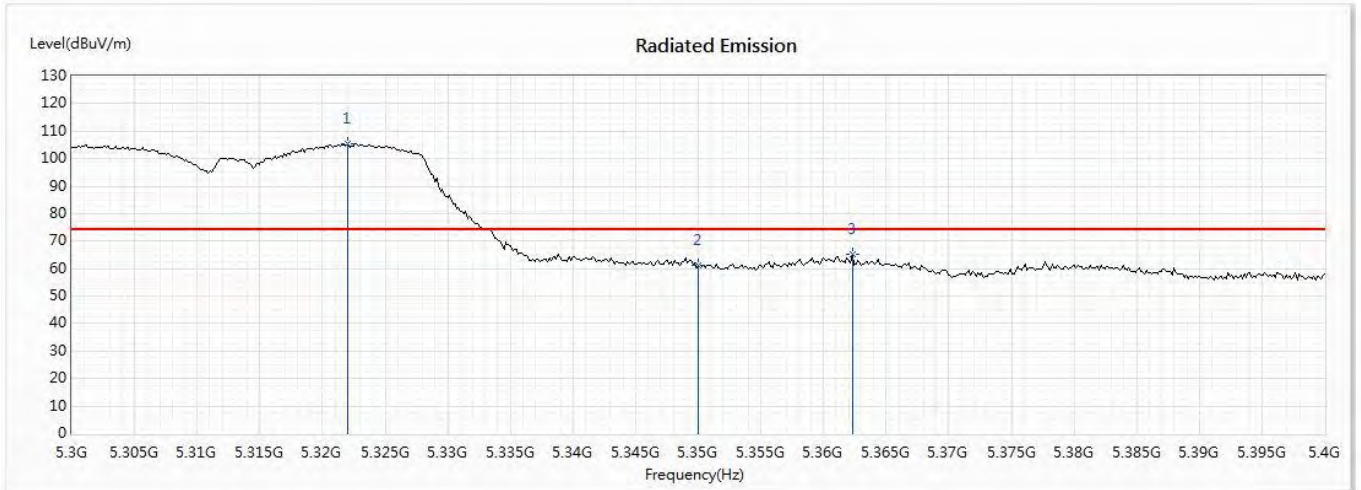
No	Frequency (MHz)	Emission Level (dBuV/m)	Limit (dBuV/m)	Margin (dB)	Reading Level (dBuV)	Correct Factor (dB/m)	Detector Type
1	5138.551	50.13	54.00	-3.87	31.52	18.61	AV
2	5150	48.12	54.00	-5.88	29.55	18.57	AV
! 3	5196.232	96.70	--	--	78.38	18.32	AV

Note:

1. All readings above 1GHz are performed with peak and/or average measurements as necessary.
2. Measurement Level = Reading Level + Correct Factor.
3. The average measurement was not performed when the peak measured data under the limit of average detection.

Product : WiFi SOM Module  
 Test Item : Band Edge Data  
 Test Date : 2020/01/06  
 Test Mode : Mode 4:802.11ac-80 -Channel 58 (5290MHz)

Horizontal



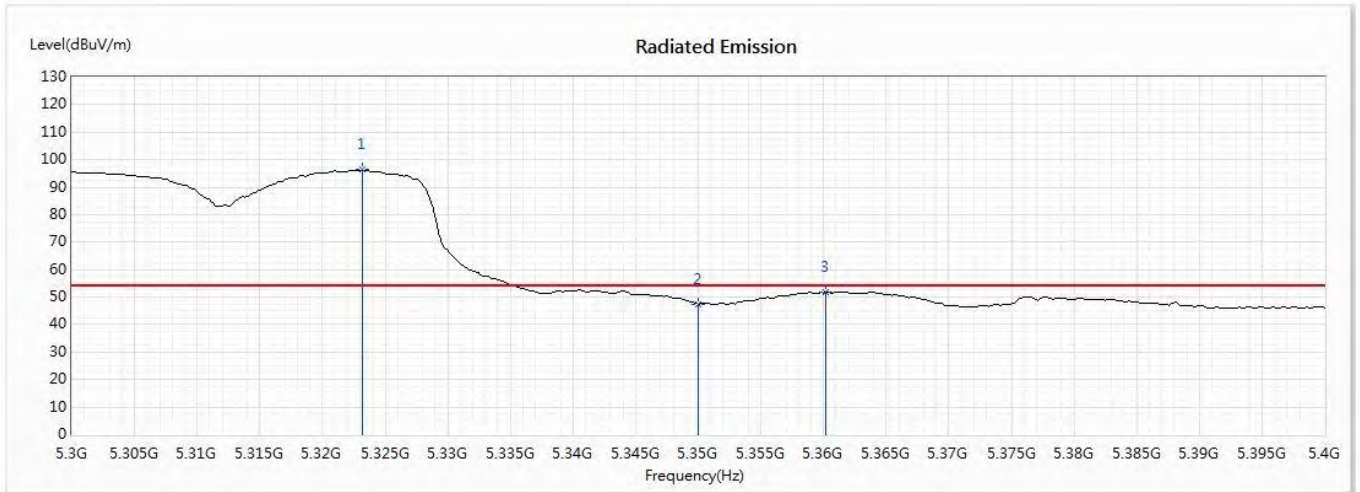
No	Frequency (MHz)	Emission Level (dBuV/m)	Limit (dBuV/m)	Margin (dB)	Reading Level (dBuV)	Correct Factor (dB/m)	Detector Type
1	5322.029	105.24	--	--	86.60	18.64	PK
2	5350	61.41	74.00	-12.59	42.58	18.83	PK
3	5362.319	65.33	74.00	-8.67	46.45	18.88	PK

Note:

1. All readings above 1GHz are performed with peak and/or average measurements as necessary.
2. Measurement Level = Reading Level + Correct Factor.
3. The average measurement was not performed when the peak measured data under the limit of average detection.

Product : WiFi SOM Module  
 Test Item : Band Edge Data  
 Test Date : 2020/01/06  
 Test Mode : Mode 4:802.11ac-80 -Channel 58 (5290MHz)

Horizontal



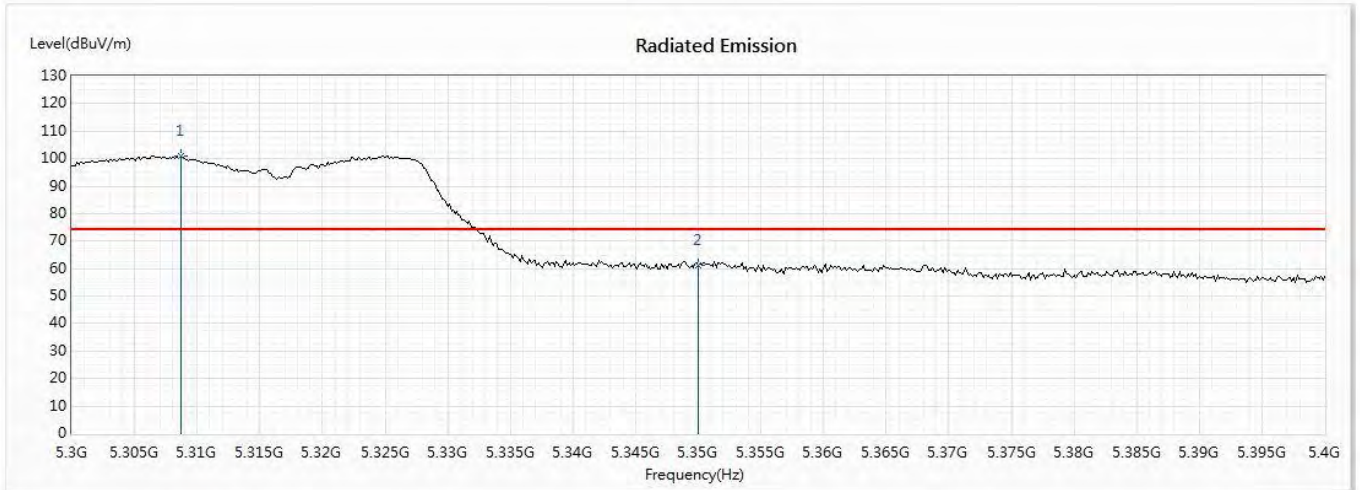
No	Frequency (MHz)	Emission Level (dBuV/m)	Limit (dBuV/m)	Margin (dB)	Reading Level (dBuV)	Correct Factor (dB/m)	Detector Type
! 1	5323.188	96.30	--	--	77.66	18.64	AV
2	5350	47.55	54.00	-6.45	28.72	18.83	AV
3	5360.145	51.91	54.00	-2.09	33.04	18.87	AV

Note:

1. All readings above 1GHz are performed with peak and/or average measurements as necessary.
2. Measurement Level = Reading Level + Correct Factor.
3. The average measurement was not performed when the peak measured data under the limit of average detection.

Product : WiFi SOM Module  
 Test Item : Band Edge Data  
 Test Date : 2020/01/06  
 Test Mode : Mode 4:802.11ac-80 -Channel 58 (5290MHz)

Vertical



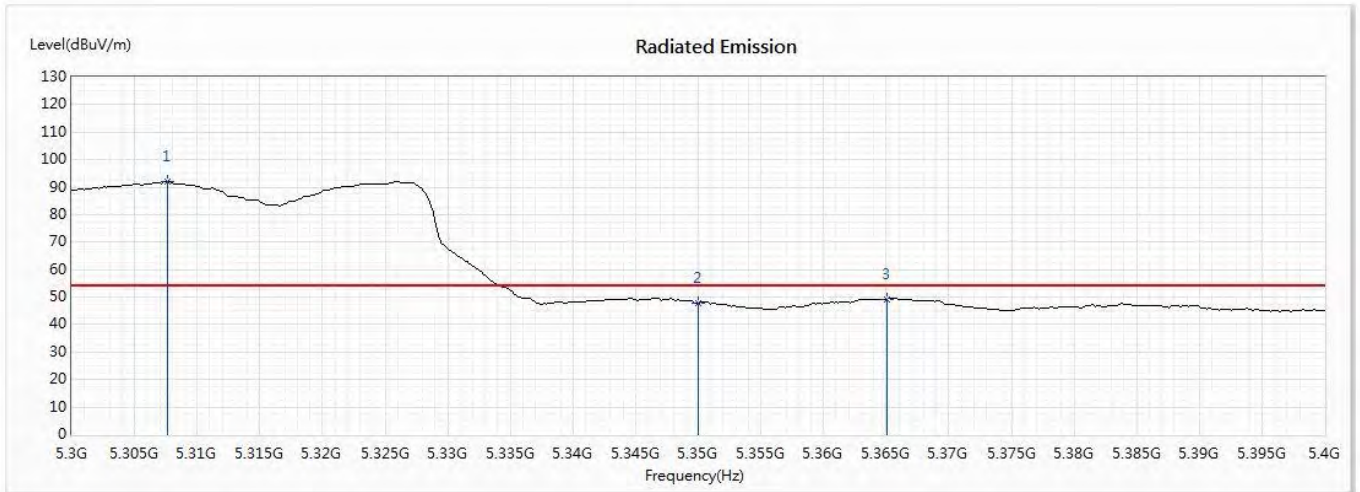
No	Frequency (MHz)	Emission Level (dBuV/m)	Limit (dBuV/m)	Margin (dB)	Reading Level (dBuV)	Correct Factor (dB/m)	Detector Type
! 1	5308.696	101.01	--	--	82.47	18.54	PK
2	5350	61.39	74.00	-12.61	42.56	18.83	PK

Note:

1. All readings above 1GHz are performed with peak and/or average measurements as necessary.
2. Measurement Level = Reading Level + Correct Factor.
3. The average measurement was not performed when the peak measured data under the limit of average detection.

Product : WiFi SOM Module  
 Test Item : Band Edge Data  
 Test Date : 2020/01/06  
 Test Mode : Mode 4:802.11ac-80 -Channel 58 (5290MHz)

Vertical



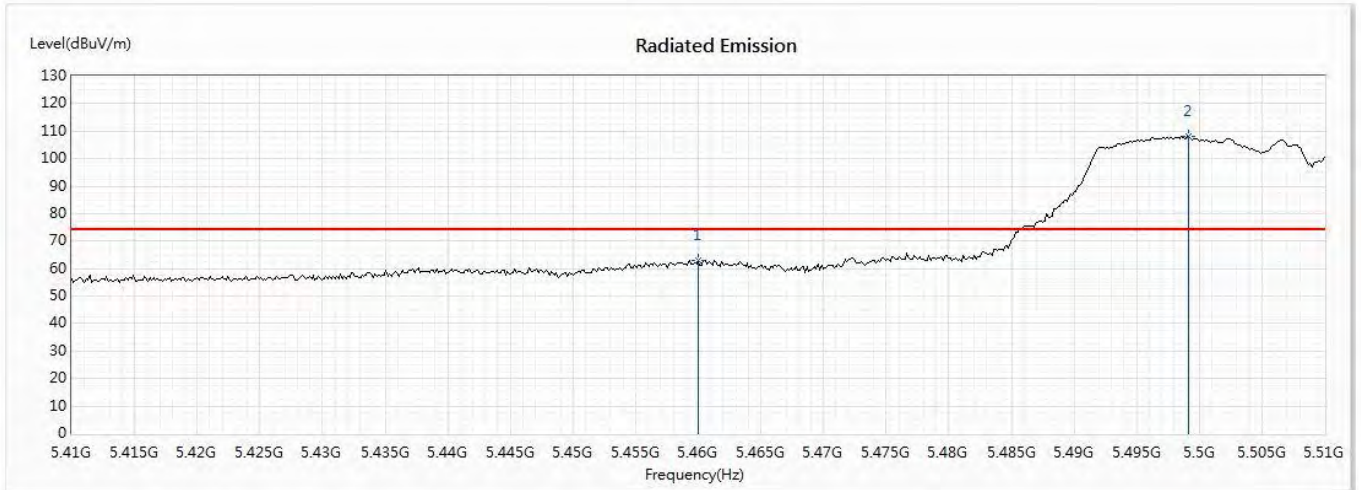
No	Frequency (MHz)	Emission Level (dBuV/m)	Limit (dBuV/m)	Margin (dB)	Reading Level (dBuV)	Correct Factor (dB/m)	Detector Type
! 1	5307.681	92.09	--	--	73.55	18.54	AV
2	5350	47.64	54.00	-6.36	28.81	18.83	AV
3	5365.072	49.27	54.00	-4.73	30.37	18.90	AV

Note:

1. All readings above 1GHz are performed with peak and/or average measurements as necessary.
2. Measurement Level = Reading Level + Correct Factor.
3. The average measurement was not performed when the peak measured data under the limit of average detection.

Product : WiFi SOM Module  
 Test Item : Band Edge Data  
 Test Date : 2020/01/06  
 Test Mode : Mode 4:802.11ac-80 -Channel 106 (5530MHz)

Horizontal



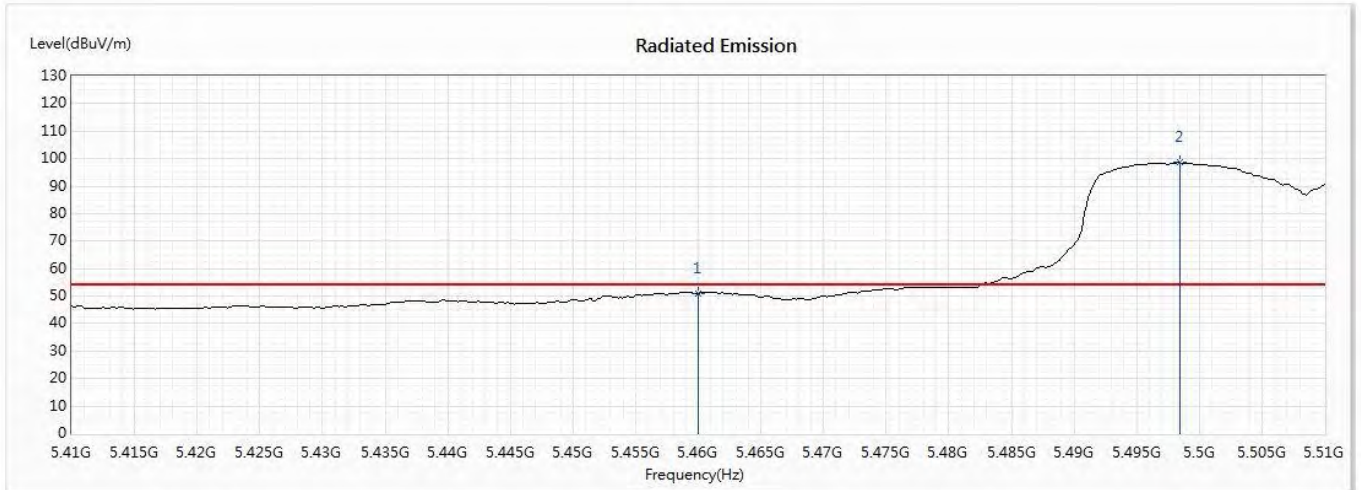
No	Frequency (MHz)	Emission Level (dBuV/m)	Limit (dBuV/m)	Margin (dB)	Reading Level (dBuV)	Correct Factor (dB/m)	Detector Type
1	5460	62.92	74.00	-11.08	43.54	19.38	PK
! 2	5499.13	107.95	--	--	88.31	19.64	PK

Note:

1. All readings above 1GHz are performed with peak and/or average measurements as necessary.
2. Measurement Level = Reading Level + Correct Factor.
3. The average measurement was not performed when the peak measured data under the limit of average detection.

Product : WiFi SOM Module  
 Test Item : Band Edge Data  
 Test Date : 2020/01/06  
 Test Mode : Mode 4:802.11ac-80 -Channel 106 (5530MHz)

Horizontal



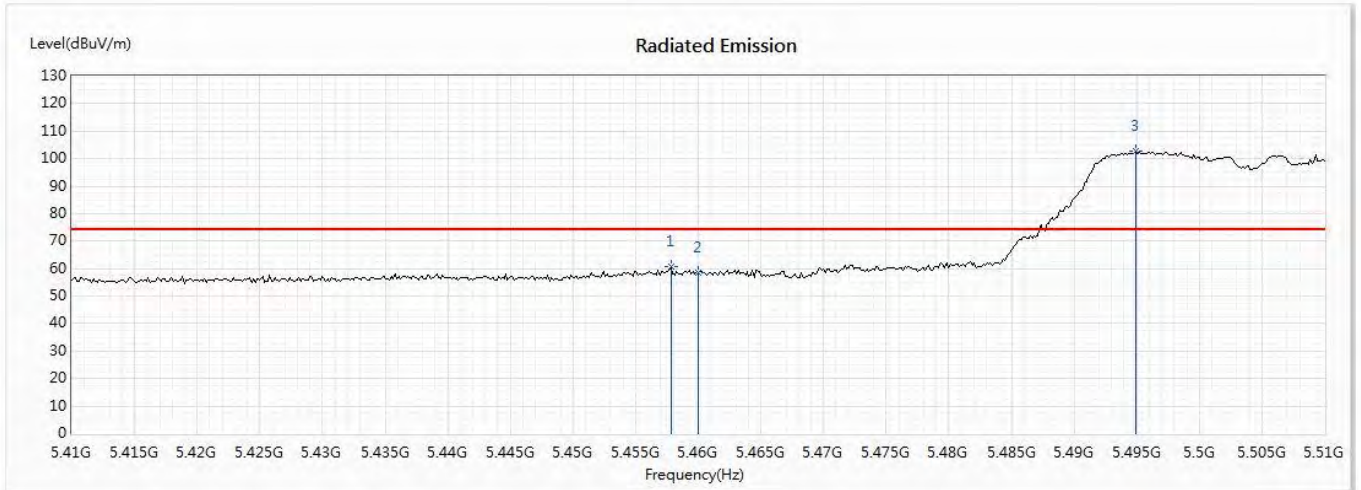
No	Frequency (MHz)	Emission Level (dBuV/m)	Limit (dBuV/m)	Margin (dB)	Reading Level (dBuV)	Correct Factor (dB/m)	Detector Type
1	5460	51.01	54.00	-2.99	31.63	19.38	AV
! 2	5498.406	98.77	--	--	79.13	19.64	AV

Note:

1. All readings above 1GHz are performed with peak and/or average measurements as necessary.
2. Measurement Level = Reading Level + Correct Factor.
3. The average measurement was not performed when the peak measured data under the limit of average detection.

Product : WiFi SOM Module  
 Test Item : Band Edge Data  
 Test Date : 2020/01/06  
 Test Mode : Mode 4:802.11ac-80 -Channel 106 (5530MHz)

Vertical



No	Frequency (MHz)	Emission Level (dBuV/m)	Limit (dBuV/m)	Margin (dB)	Reading Level (dBuV)	Correct Factor (dB/m)	Detector Type
1	5457.826	60.66	74.00	-13.34	41.30	19.36	PK
2	5460	58.62	74.00	-15.38	39.24	19.38	PK
! 3	5494.928	102.60	--	--	82.98	19.62	PK

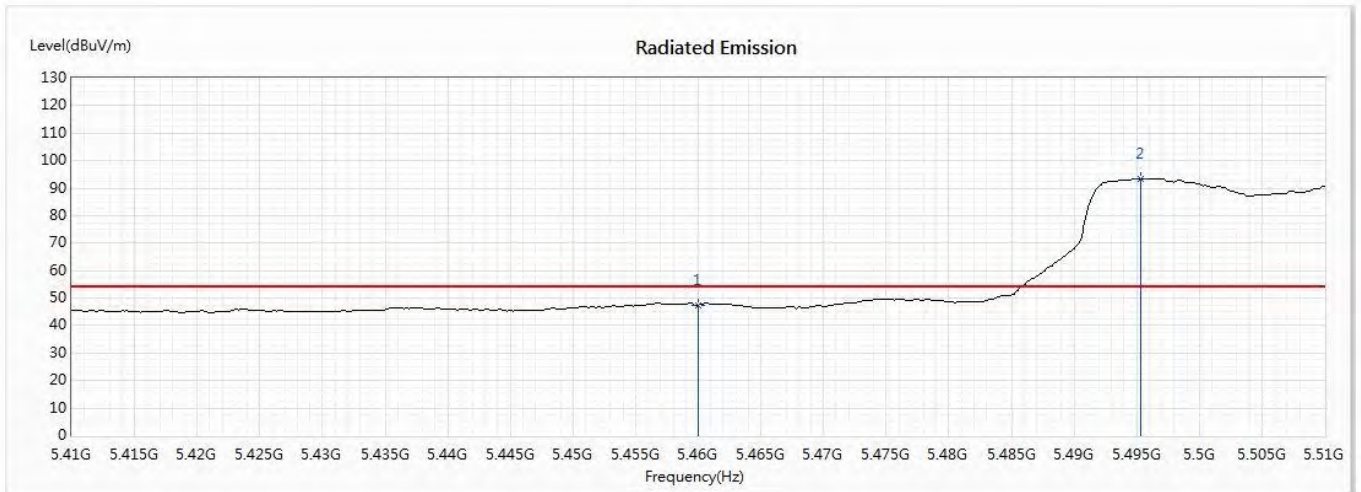
Note:

1. All readings above 1GHz are performed with peak and/or average measurements as necessary.
2. Measurement Level = Reading Level + Correct Factor.
3. The average measurement was not performed when the peak measured data under the limit of average detection.



Product : WiFi SOM Module  
 Test Item : Band Edge Data  
 Test Date : 2020/01/06  
 Test Mode : Mode 4:802.11ac-80 -Channel 106 (5530MHz)

Vertical



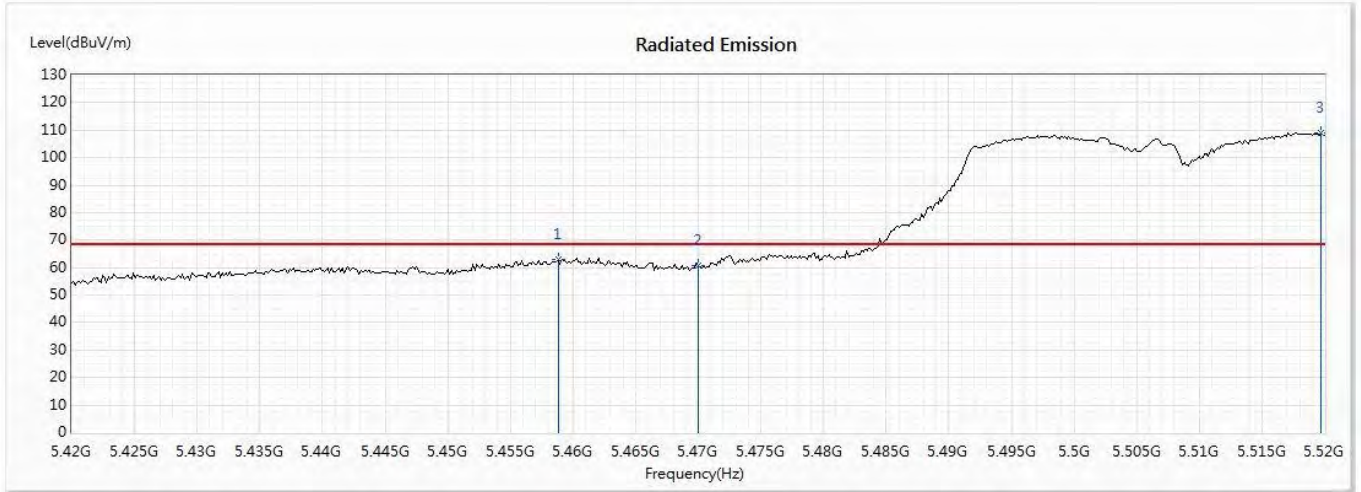
No	Frequency (MHz)	Emission Level (dBuV/m)	Limit (dBuV/m)	Margin (dB)	Reading Level (dBuV)	Correct Factor (dB/m)	Detector Type
1	5460	47.49	54.00	-6.51	28.11	19.38	AV
2	5495.362	93.52	--	--	73.90	19.62	AV

Note:

1. All readings above 1GHz are performed with peak and/or average measurements as necessary.
2. Measurement Level = Reading Level + Correct Factor.
3. The average measurement was not performed when the peak measured data under the limit of average detection.

Product : WiFi SOM Module  
 Test Item : Band Edge Data  
 Test Date : 2020/01/06  
 Test Mode : Mode 4:802.11ac-80 -Channel 106 (5530MHz)

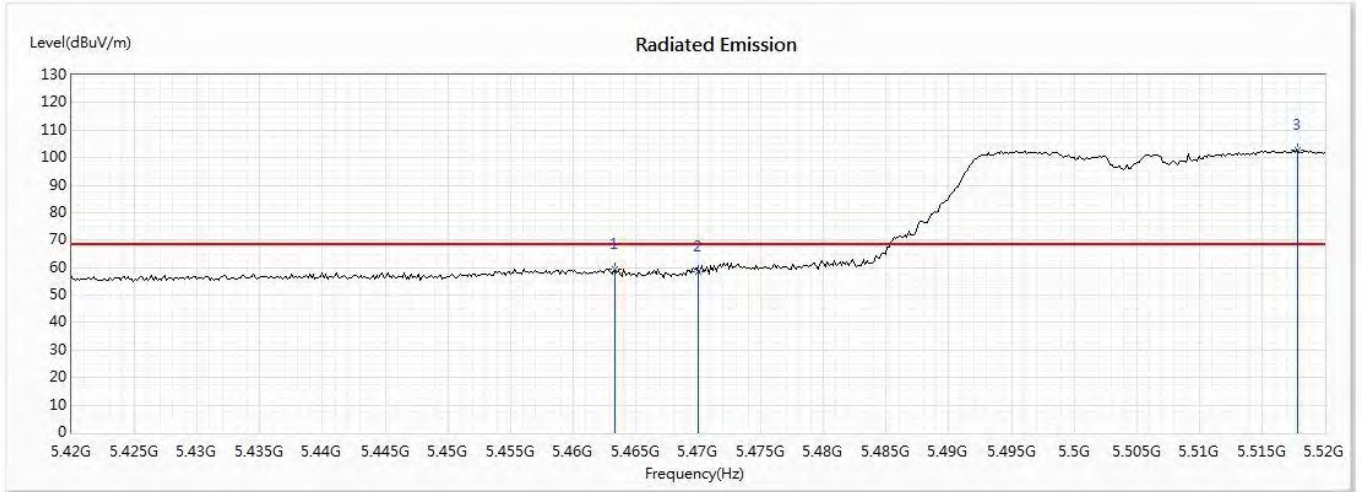
Horizontal



No	Frequency (MHz)	Emission Level (dBuV/m)	Limit (dBuV/m)	Margin (dB)	Reading Level (dBuV)	Correct Factor (dB/m)	Detector Type
1	5458.841	63.15	68.22	-5.07	43.79	19.36	PK
2	5470	60.77	68.22	-7.45	41.33	19.44	PK
3	5519.71	108.98	--	--	89.43	19.55	PK

Product : WiFi SOM Module  
 Test Item : Band Edge Data  
 Test Date : 2020/01/06  
 Test Mode : Mode 4:802.11ac-80 -Channel 106 (5530MHz)

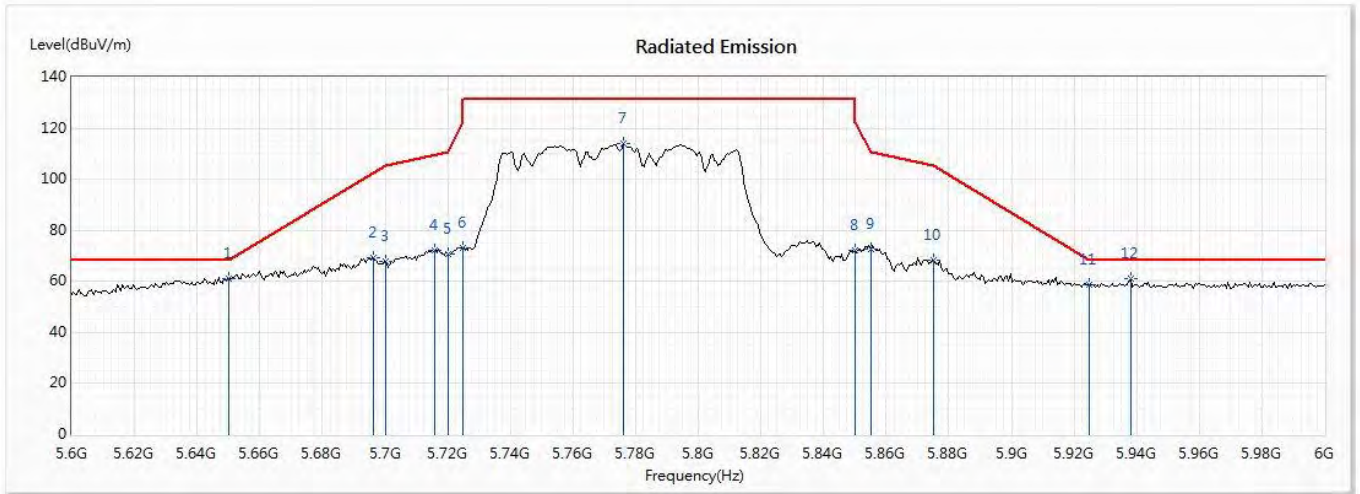
Vertical



No	Frequency (MHz)	Emission Level (dBuV/m)	Limit (dBuV/m)	Margin (dB)	Reading Level (dBuV)	Correct Factor (dB/m)	Detector Type
1	5463.333	59.56	68.22	-8.66	40.16	19.40	PK
2	5470	58.74	68.22	-9.48	39.30	19.44	PK
! 3	5517.826	102.64	--	--	83.09	19.55	PK

Product : WiFi SOM Module  
 Test Item : Band Edge Data  
 Test Date : 2020/01/06  
 Test Mode : Mode 4:802.11ac-80 -Channel 155 (5775MHz)

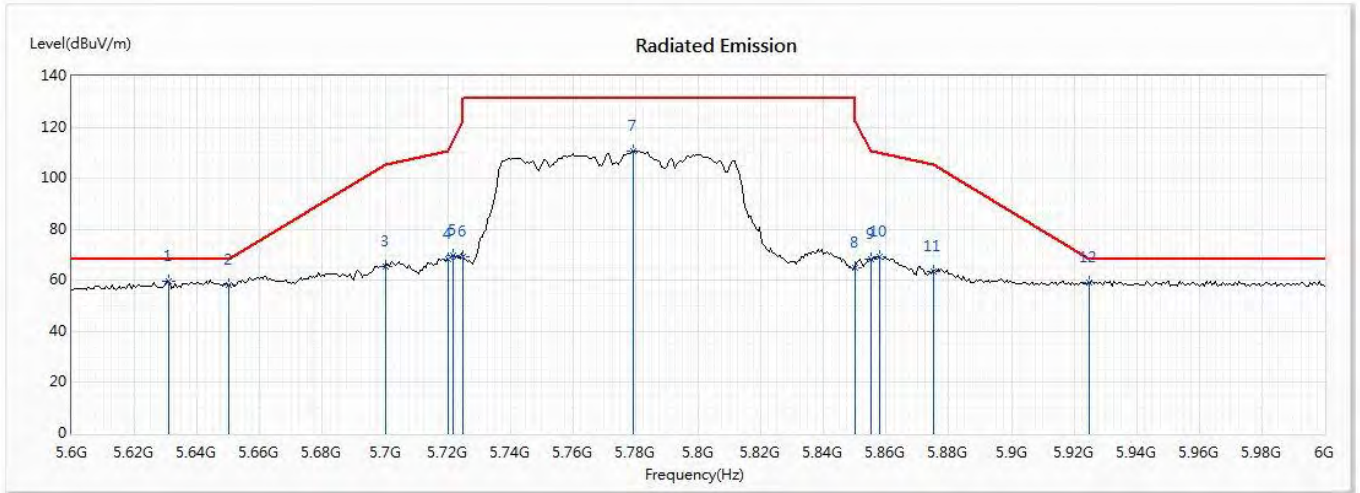
Horizontal



No	Frequency (MHz)	Emission Level (dBuV/m)	Limit (dBuV/m)	Margin (dB)	Reading Level (dBuV)	Correct Factor (dB/m)	Detector Type
1	5650	60.94	68.22	-7.28	41.73	19.21	PK
2	5696.232	69.36	102.42	-33.07	50.19	19.17	PK
3	5700	67.81	105.20	-37.39	48.64	19.17	PK
4	5715.942	72.16	109.67	-37.50	53.01	19.15	PK
5	5720	70.90	110.80	-39.90	51.75	19.15	PK
6	5725	73.06	122.20	-49.14	53.91	19.15	PK
7	5776.232	113.93	131.20	-17.27	94.68	19.25	PK
8	5850	72.21	122.20	-49.99	52.57	19.64	PK
9	5855	72.81	110.80	-37.99	53.16	19.65	PK
10	5875	68.15	105.20	-37.05	48.43	19.72	PK
11	5925	58.59	68.20	-9.61	38.72	19.87	PK
* 12	5937.971	60.95	68.20	-7.25	41.03	19.92	PK

Product : WiFi SOM Module  
 Test Item : Band Edge Data  
 Test Date : 2020/01/06  
 Test Mode : Mode 4:802.11ac-80 -Channel 155 (5775MHz)

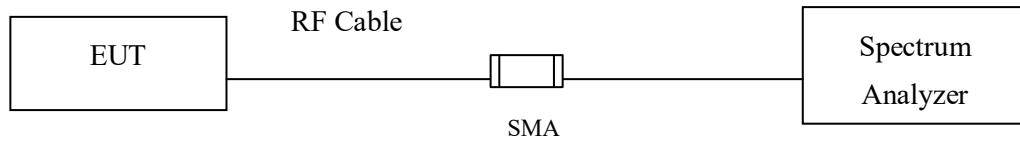
Vertical



No	Frequency (MHz)	Emission Level (dBuV/m)	Limit (dBuV/m)	Margin (dB)	Reading Level (dBuV)	Correct Factor (dB/m)	Detector Type
* 1	5630.725	59.43	68.22	-8.79	40.20	19.23	PK
2	5650	58.12	68.22	-10.10	38.91	19.21	PK
3	5700	65.67	105.20	-39.53	46.50	19.17	PK
4	5720	68.19	110.80	-42.61	49.04	19.15	PK
5	5721.739	69.88	114.77	-44.88	50.73	19.15	PK
6	5725	69.17	122.20	-53.03	50.02	19.15	PK
7	5779.13	110.67	131.20	-20.53	91.39	19.28	PK
8	5850	65.11	122.20	-57.09	45.47	19.64	PK
9	5855	68.22	110.80	-42.58	48.57	19.65	PK
10	5857.971	69.40	109.97	-40.57	49.73	19.67	PK
11	5875	63.69	105.20	-41.51	43.97	19.72	PK
12	5925	59.01	68.20	-9.19	39.14	19.87	PK

## 5. Duty Cycle

### 5.1. Test Setup



### 5.2. Test Procedure

The EUT was setup according to ANSI C63.10 2013; tested according to U-NII test procedure of KDB789033 for compliance to FCC 47CFR 15.407 requirements.

### 5.3. Uncertainty

$\pm 2.31\text{msec}$

#### 5.4. Test Result of Duty Cycle

Product : WiFi SOM Module  
Test Item : Duty Cycle  
Test Mode : Transmit

Duty Cycle Formula:

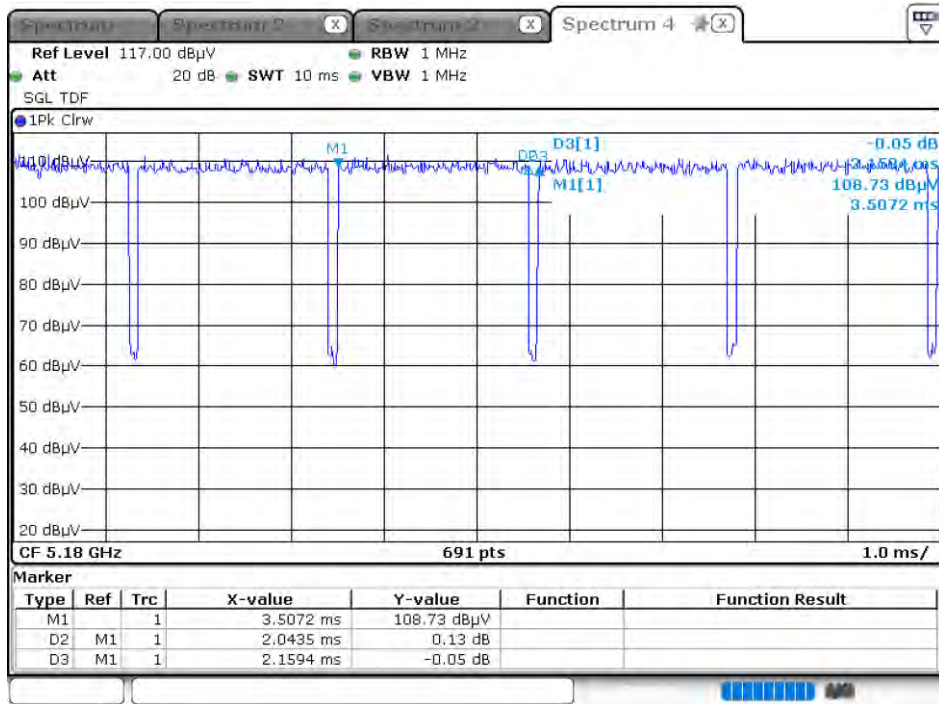
$\text{Duty Cycle} = \text{Ton} / (\text{Ton} + \text{Toff})$

$\text{Duty Factor} = 10 \text{ Log} (1/\text{Duty Cycle})$

Results:

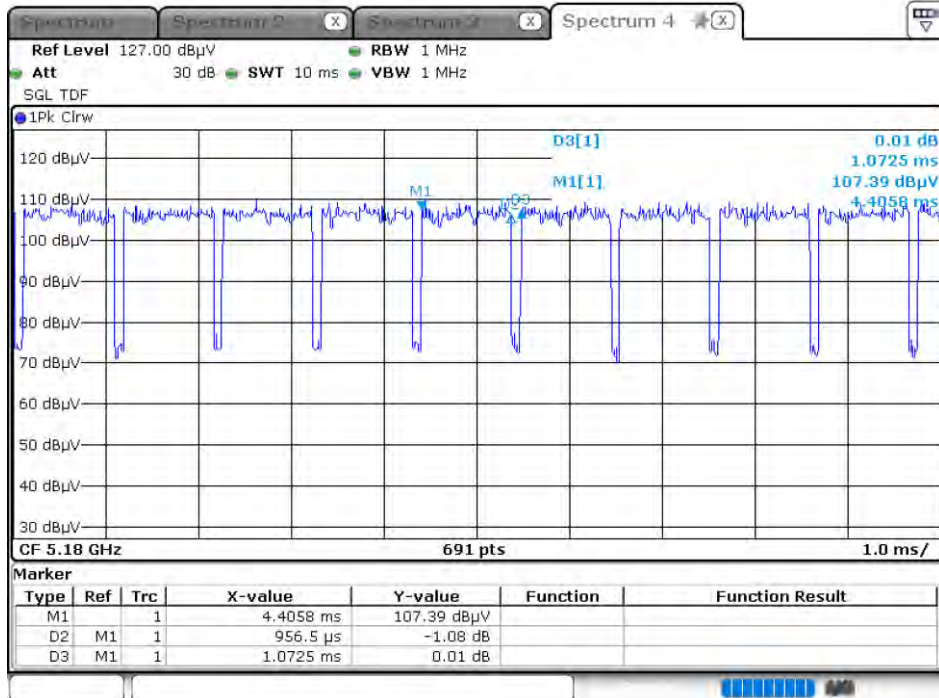
5GHz band	Ton (ms)	Ton + Toff (ms)	Duty Cycle (%)	Duty Factor (dB)
802.11a	2.0435	2.1594	94.63	0.24
802.11ac20	0.9565	1.0725	89.18	0.50
802.11ac40	0.9420	1.0435	90.27	0.44
802.11ac80	0.4275	0.5435	78.67	1.04

802.11a



Date: 27.DEC.2019 03:42:15

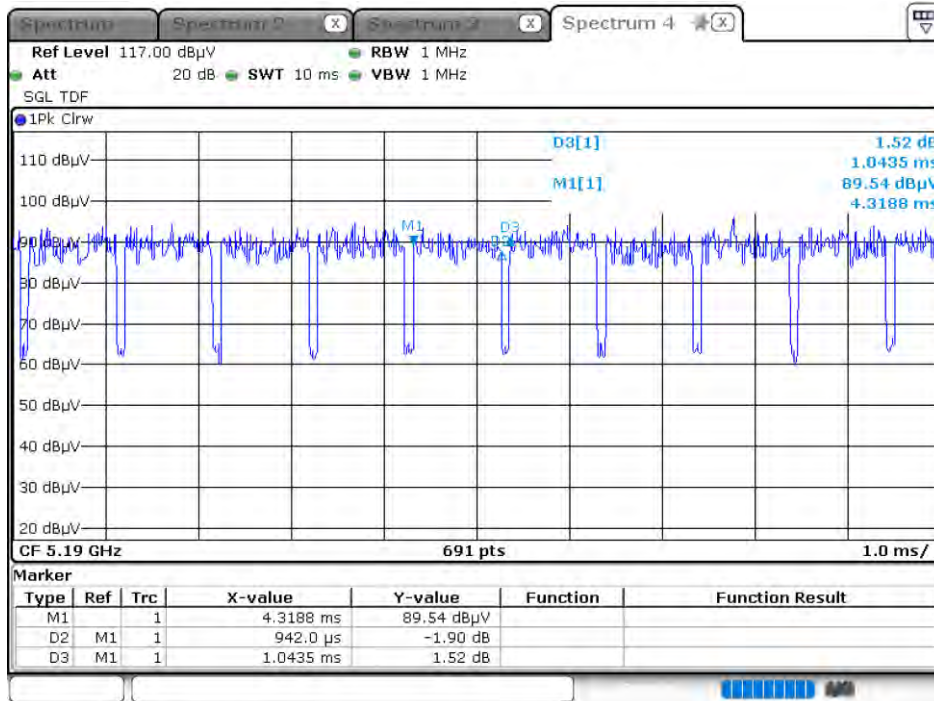
802.11ac20



Date: 29.DEC.2019 21:54:55

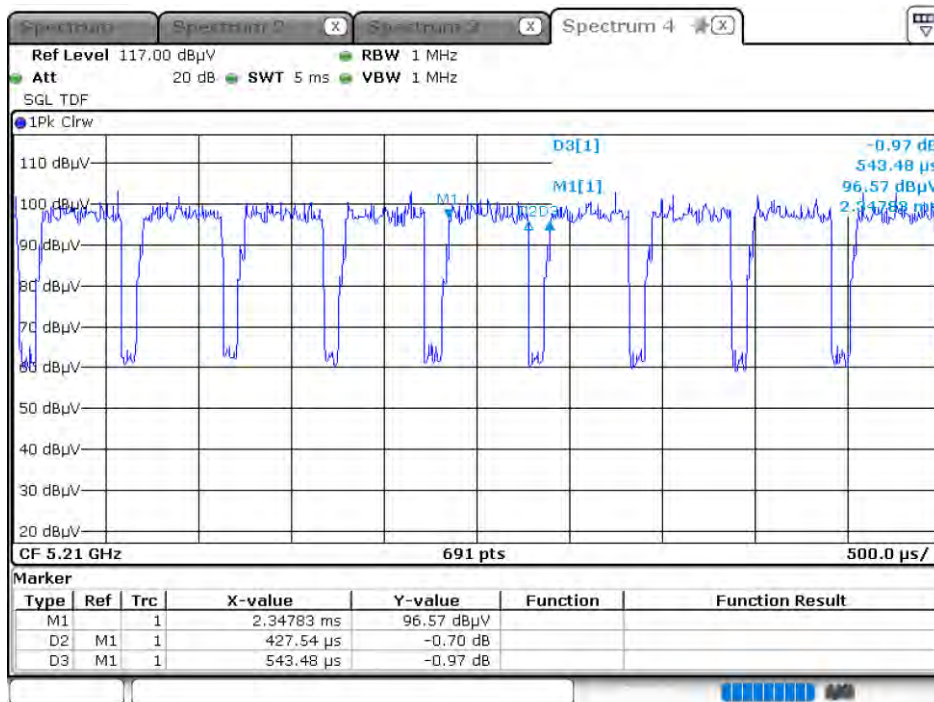


802.11ac40



Date: 30.DEC.2019 01:59:40

802.11ac80



Date: 30.DEC.2019 03:35:28

---

**6. EMI Reduction Method During Compliance Testing**

No modification was made during testing.