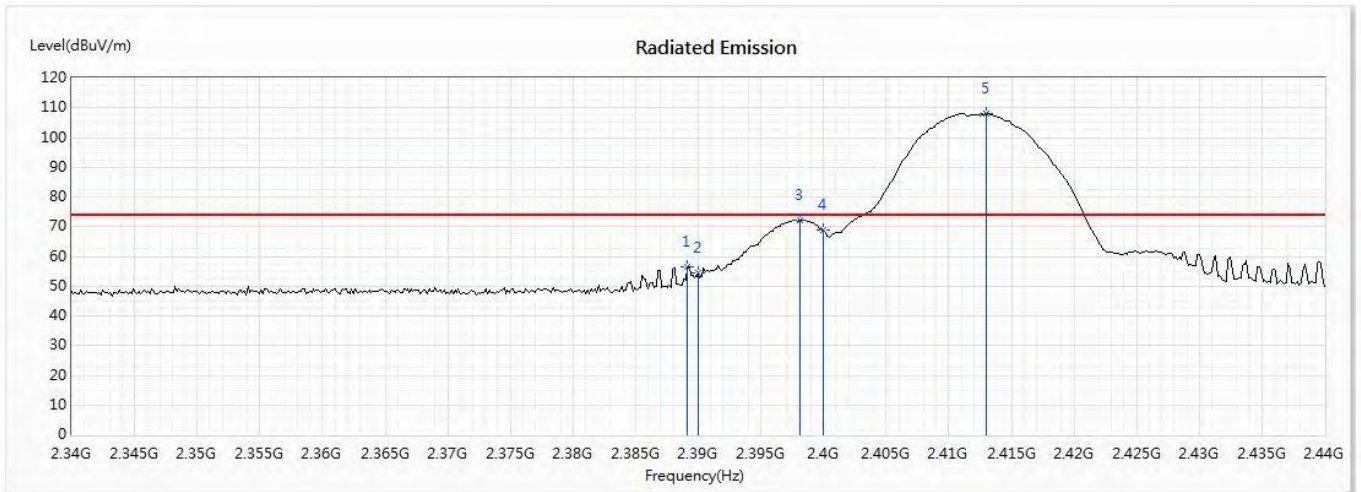


Product : WiFi SOM Module
 Test Item : Band Edge
 Test Date : 2019/12/27
 Test Mode : Mode 1:802.11b (2412MHz)

VERTICAL



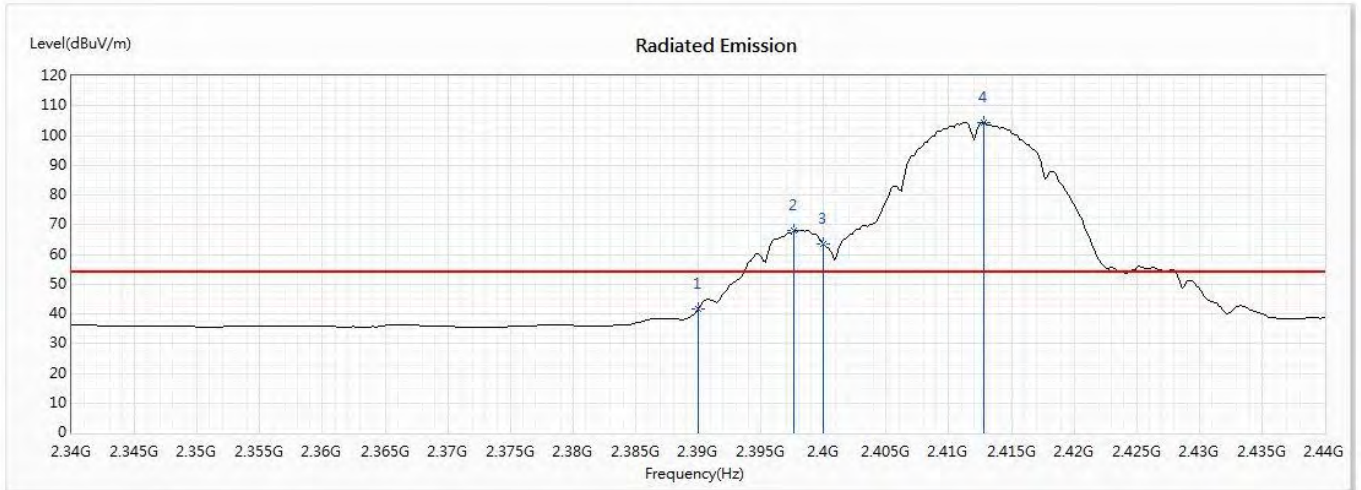
No	Frequency (MHz)	Emission Level (dBuV/m)	Limit (dBuV/m)	Margin (dB)	Reading Level (dBuV)	Correct Factor (dB/m)	Detector Type
1	2389.13	56.53	74.00	-17.47	43.64	12.89	PK
2	2390	54.26	74.00	-19.74	41.37	12.89	PK
3	2398.116	72.21	--	--	59.26	12.95	PK
4	2400	68.76	--	--	55.80	12.96	PK
! 5	2413.043	107.96	--	--	94.91	13.05	PK

Note:

1. All readings above 1GHz are performed with peak and/or average measurements as necessary.
2. Measurement Level = Reading Level + Correct Factor.
3. The average measurement was not performed when the peak measured data under the limit of average detection.

Product : WiFi SOM Module
 Test Item : Band Edge
 Test Date : 2019/12/27
 Test Mode : Mode 1:802.11b (2412MHz)

Vertical



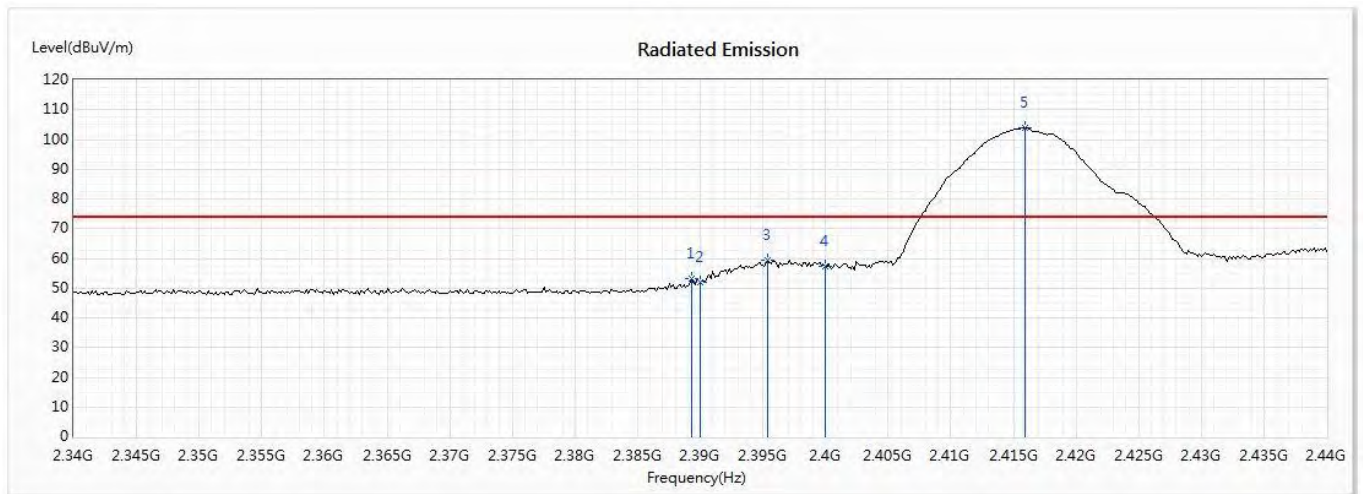
No	Frequency (MHz)	Emission Level (dBuV/m)	Limit (dBuV/m)	Margin (dB)	Reading Level (dBuV)	Correct Factor (dB/m)	Detector Type
1	2390	41.58	54.00	-12.42	28.69	12.89	AV
! 2	2397.681	68.04	--	--	55.10	12.94	AV
! 3	2400	63.69	--	--	50.73	12.96	AV
! 4	2412.754	104.49	--	--	91.44	13.05	AV

Note:

1. All readings above 1GHz are performed with peak and/or average measurements as necessary.
2. Measurement Level = Reading Level + Correct Factor.
3. The average measurement was not performed when the peak measured data under the limit of average detection.

Product : WiFi SOM Module
 Test Item : Band Edge
 Test Date : 2020/01/14
 Test Mode : Mode 1:802.11b (2417MHz)

Horizontal



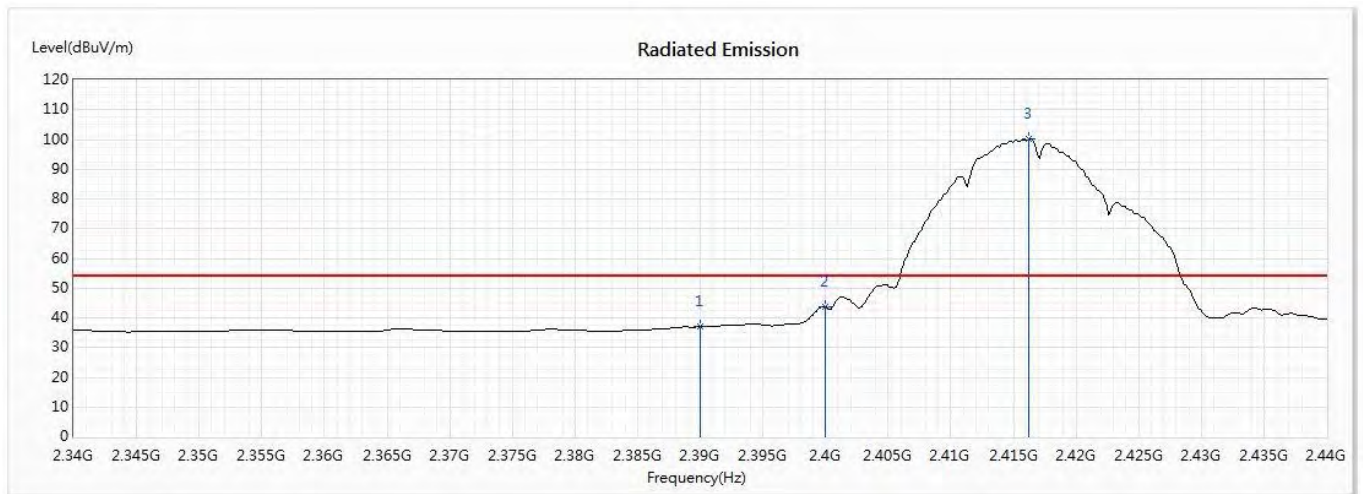
No	Frequency (MHz)	Emission Level (dBuV/m)	Limit (dBuV/m)	Margin (dB)	Reading Level (dBuV)	Correct Factor (dB/m)	Detector Type
1	2389.275	53.35	74.00	-20.65	40.46	12.89	PK
2	2390	51.94	74.00	-22.06	39.05	12.89	PK
3	2395.362	59.53	--	--	46.61	12.92	PK
4	2400	57.36	--	--	44.40	12.96	PK
! 5	2415.942	103.83	--	--	90.76	13.07	PK

Note:

1. All readings above 1GHz are performed with peak and/or average measurements as necessary.
2. Measurement Level = Reading Level + Correct Factor.
3. The average measurement was not performed when the peak measured data under the limit of average detection.

Product : WiFi SOM Module
 Test Item : Band Edge
 Test Date : 2020/01/14
 Test Mode : Mode 1:802.11b (2417MHz)

Horizontal



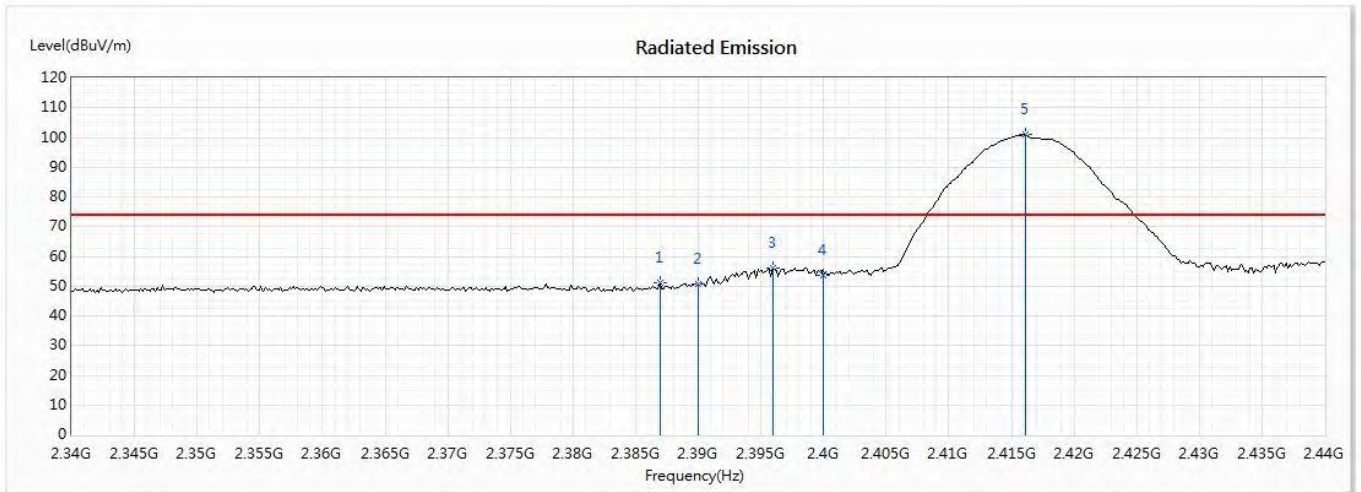
No	Frequency (MHz)	Emission Level (dBuV/m)	Limit (dBuV/m)	Margin (dB)	Reading Level (dBuV)	Correct Factor (dB/m)	Detector Type
1	2390	37.07	54.00	-16.93	24.18	12.89	AV
2	2400	43.51	--	--	30.55	12.96	AV
! 3	2416.232	100.19	--	--	87.12	13.07	AV

Note:

1. All readings above 1GHz are performed with peak and/or average measurements as necessary.
2. Measurement Level = Reading Level + Correct Factor.
3. The average measurement was not performed when the peak measured data under the limit of average detection.

Product : WiFi SOM Module
 Test Item : Band Edge
 Test Date : 2020/01/14
 Test Mode : Mode 1:802.11b (2417MHz)

Vertical



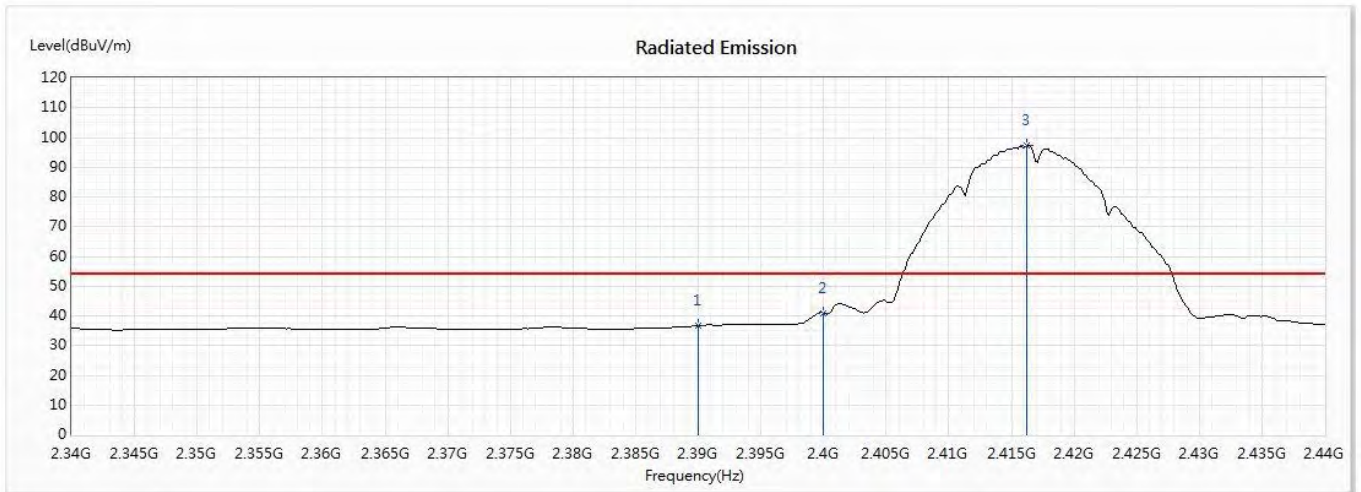
No	Frequency (MHz)	Emission Level (dBuV/m)	Limit (dBuV/m)	Margin (dB)	Reading Level (dBuV)	Correct Factor (dB/m)	Detector Type
1	2386.957	51.18	74.00	-22.82	38.30	12.88	PK
2	2390	50.77	74.00	-23.23	37.88	12.89	PK
3	2395.942	56.10	--	--	43.16	12.94	PK
4	2400	53.78	--	--	40.82	12.96	PK
! 5	2416.087	100.85	--	--	87.78	13.07	PK

Note:

1. All readings above 1GHz are performed with peak and/or average measurements as necessary.
2. Measurement Level = Reading Level + Correct Factor.
3. The average measurement was not performed when the peak measured data under the limit of average detection.

Product : WiFi SOM Module
 Test Item : Band Edge
 Test Date : 2020/01/14
 Test Mode : Mode 1:802.11b (2417MHz)

Vertical



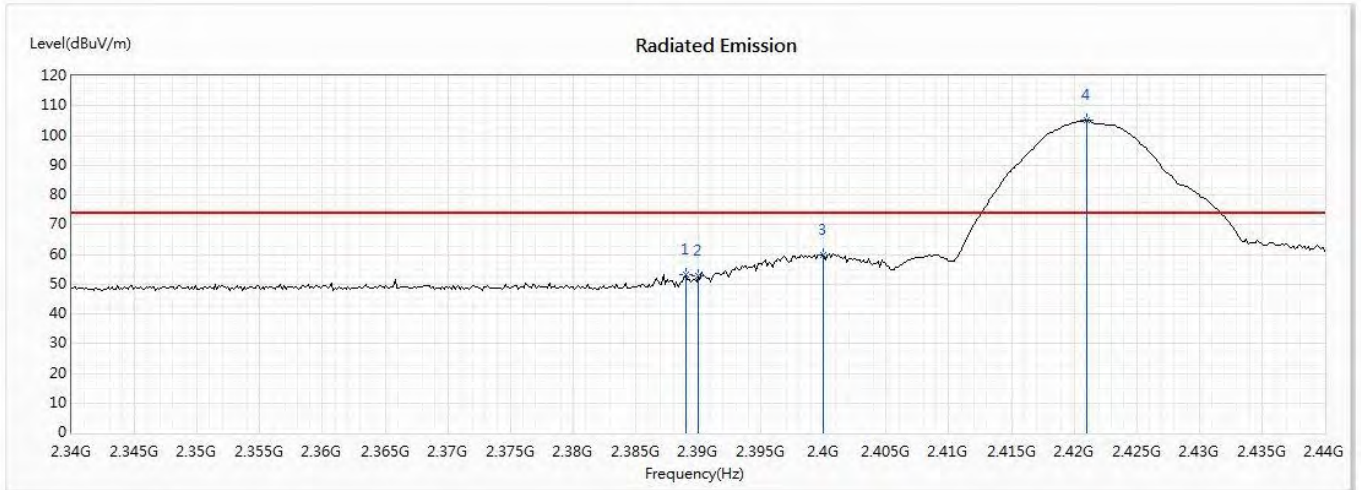
No	Frequency (MHz)	Emission Level (dBuV/m)	Limit (dBuV/m)	Margin (dB)	Reading Level (dBuV)	Correct Factor (dB/m)	Detector Type
1	2390	36.75	54.00	-17.25	23.86	12.89	AV
2	2400	41.01	--	--	28.05	12.96	AV
! 3	2416.232	97.31	--	--	84.24	13.07	AV

Note:

1. All readings above 1GHz are performed with peak and/or average measurements as necessary.
2. Measurement Level = Reading Level + Correct Factor.
3. The average measurement was not performed when the peak measured data under the limit of average detection.

Product : WiFi SOM Module
 Test Item : Band Edge
 Test Date : 2020/01/14
 Test Mode : Mode 1:802.11b (2422MHz)

Horizontal



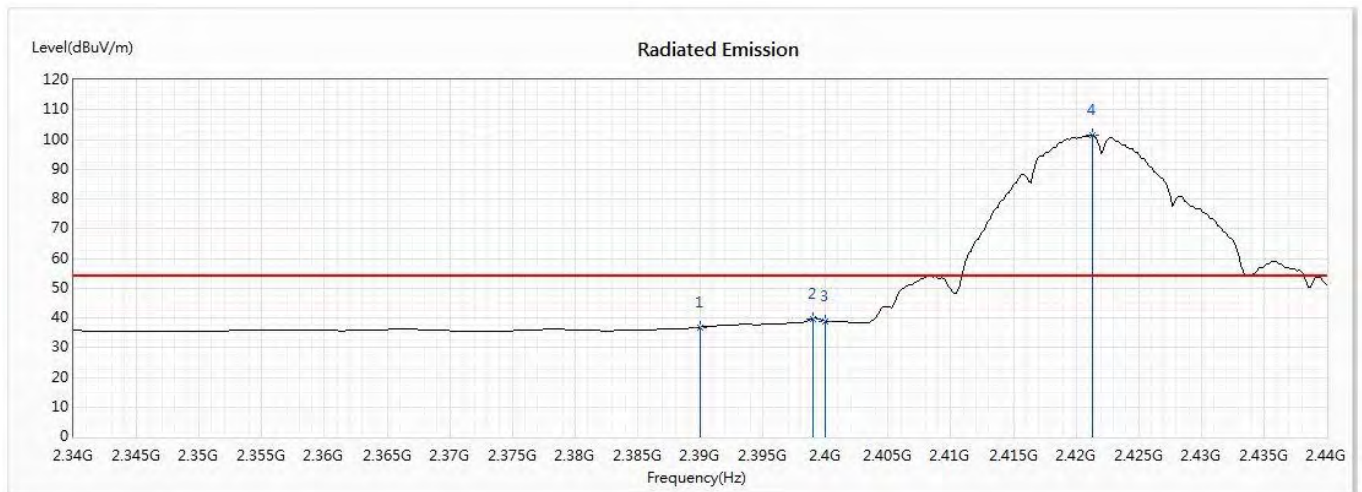
No	Frequency (MHz)	Emission Level (dBuV/m)	Limit (dBuV/m)	Margin (dB)	Reading Level (dBuV)	Correct Factor (dB/m)	Detector Type
1	2388.986	53.28	74.00	-20.72	40.39	12.89	PK
2	2390	52.76	74.00	-21.24	39.87	12.89	PK
3	2400	59.69	--	--	46.73	12.96	PK
! 4	2421.014	105.07	--	--	91.96	13.11	PK

Note:

1. All readings above 1GHz are performed with peak and/or average measurements as necessary.
2. Measurement Level = Reading Level + Correct Factor.
3. The average measurement was not performed when the peak measured data under the limit of average detection.

Product : WiFi SOM Module
 Test Item : Band Edge
 Test Date : 2020/01/14
 Test Mode : Mode 1:802.11b (2422MHz)

Horizontal



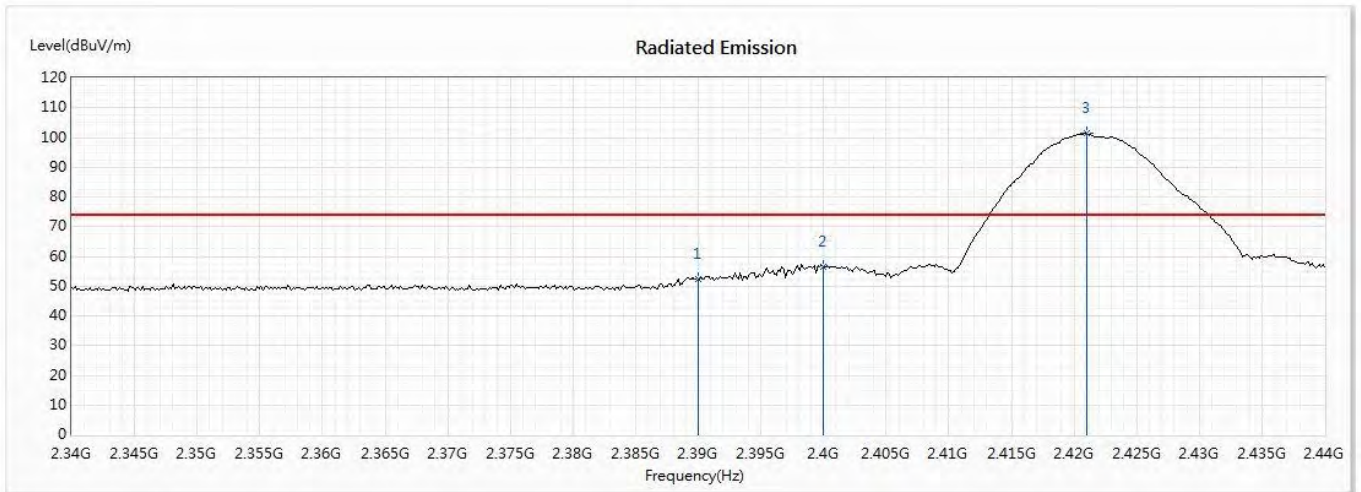
No	Frequency (MHz)	Emission Level (dBuV/m)	Limit (dBuV/m)	Margin (dB)	Reading Level (dBuV)	Correct Factor (dB/m)	Detector Type
1	2390	36.87	54.00	-17.13	23.98	12.89	AV
2	2398.986	39.67	54.00	-14.33	26.72	12.95	AV
3	2400	38.80	--	--	25.84	12.96	AV
! 4	2421.304	101.62	--	--	88.51	13.11	AV

Note:

1. All readings above 1GHz are performed with peak and/or average measurements as necessary.
2. Measurement Level = Reading Level + Correct Factor.
3. The average measurement was not performed when the peak measured data under the limit of average detection.

Product : WiFi SOM Module
 Test Item : Band Edge
 Test Date : 2020/01/14
 Test Mode : Mode 1:802.11b (2422MHz)

Vertical



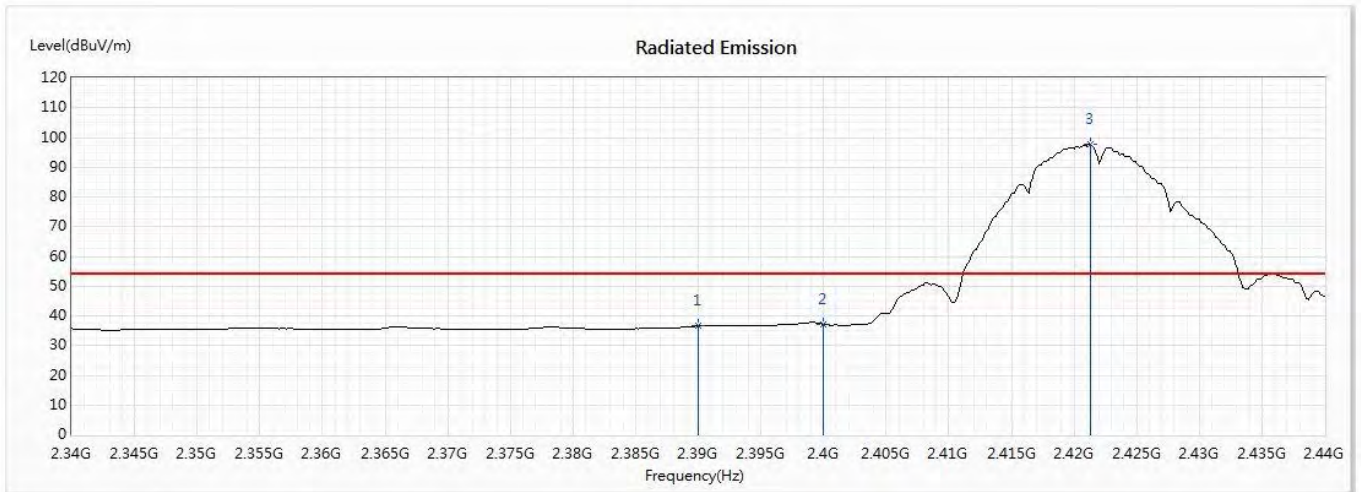
No	Frequency (MHz)	Emission Level (dBuV/m)	Limit (dBuV/m)	Margin (dB)	Reading Level (dBuV)	Correct Factor (dB/m)	Detector Type
1	2390	52.55	74.00	-21.45	39.66	12.89	PK
2	2400	56.64	--	--	43.68	12.96	PK
! 3	2421.014	101.26	--	--	88.15	13.11	PK

Note:

1. All readings above 1GHz are performed with peak and/or average measurements as necessary.
2. Measurement Level = Reading Level + Correct Factor.
3. The average measurement was not performed when the peak measured data under the limit of average detection.

Product : WiFi SOM Module
 Test Item : Band Edge
 Test Date : 2020/01/14
 Test Mode : Mode 1:802.11b (2422MHz)

Vertical



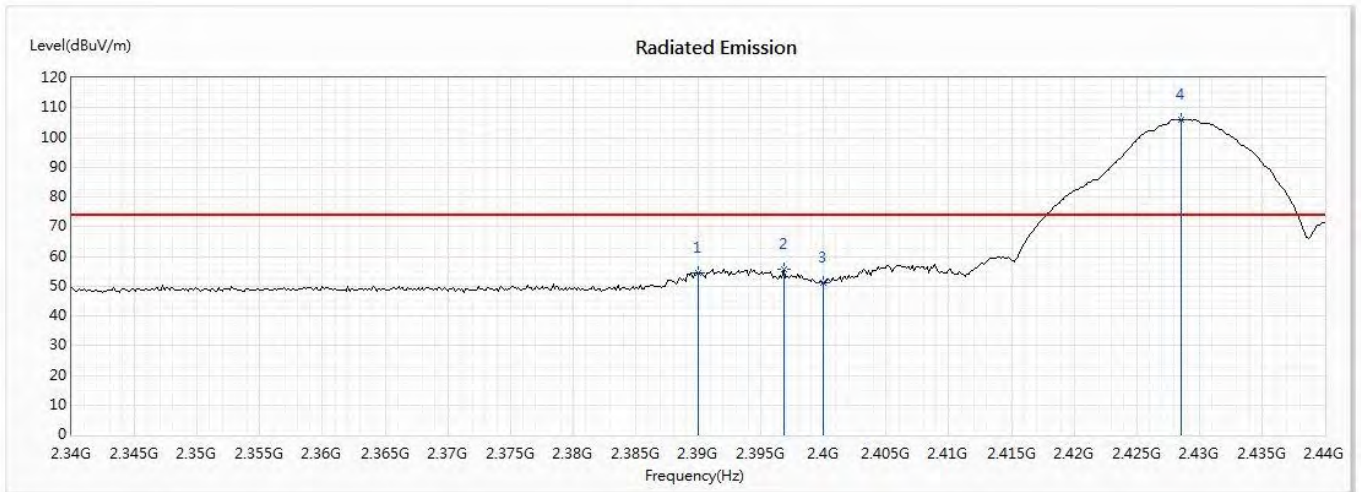
No	Frequency (MHz)	Emission Level (dBuV/m)	Limit (dBuV/m)	Margin (dB)	Reading Level (dBuV)	Correct Factor (dB/m)	Detector Type
1	2390	36.59	54.00	-17.41	23.70	12.89	AV
2	2400	37.14	--	--	24.18	12.96	AV
! 3	2421.304	97.66	--	--	84.55	13.11	AV

Note:

1. All readings above 1GHz are performed with peak and/or average measurements as necessary.
2. Measurement Level = Reading Level + Correct Factor.
3. The average measurement was not performed when the peak measured data under the limit of average detection.

Product : WiFi SOM Module
 Test Item : Band Edge
 Test Date : 2020/01/14
 Test Mode : Mode 1:802.11b (2427MHz)

Horizontal



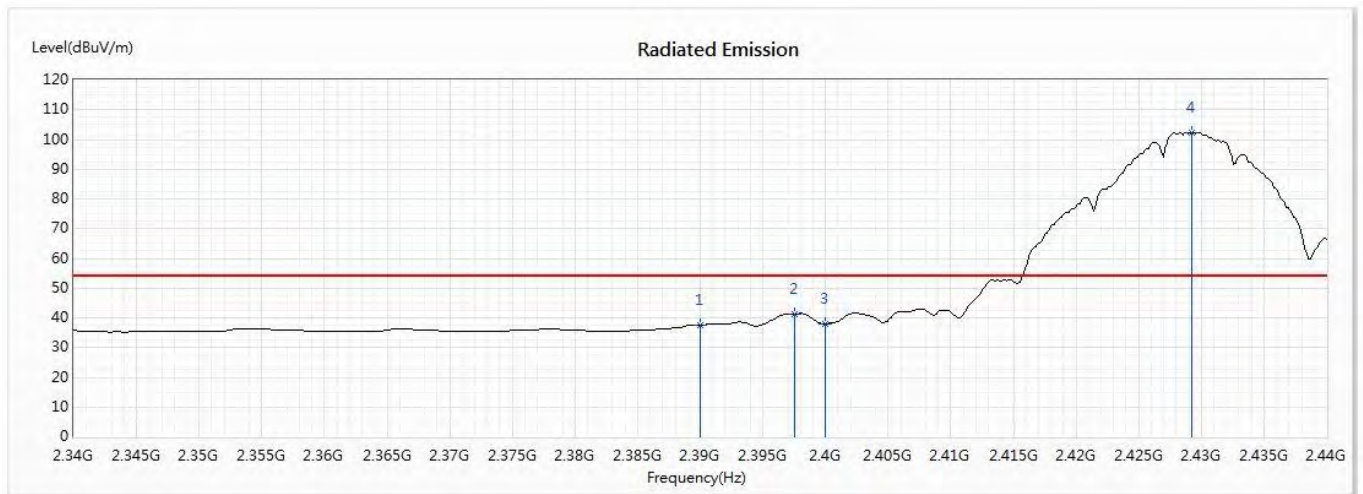
No	Frequency (MHz)	Emission Level (dBuV/m)	Limit (dBuV/m)	Margin (dB)	Reading Level (dBuV)	Correct Factor (dB/m)	Detector Type
1	2390	54.61	74.00	-19.39	41.72	12.89	PK
2	2396.812	55.76	74.00	-18.24	42.82	12.94	PK
3	2400	51.19	--	--	38.23	12.96	PK
! 4	2428.551	106.04	--	--	92.87	13.17	PK

Note:

1. All readings above 1GHz are performed with peak and/or average measurements as necessary.
2. Measurement Level = Reading Level + Correct Factor.
3. The average measurement was not performed when the peak measured data under the limit of average detection.

Product : WiFi SOM Module
 Test Item : Band Edge
 Test Date : 2020/01/14
 Test Mode : Mode 1:802.11b (2427MHz)

Horizontal



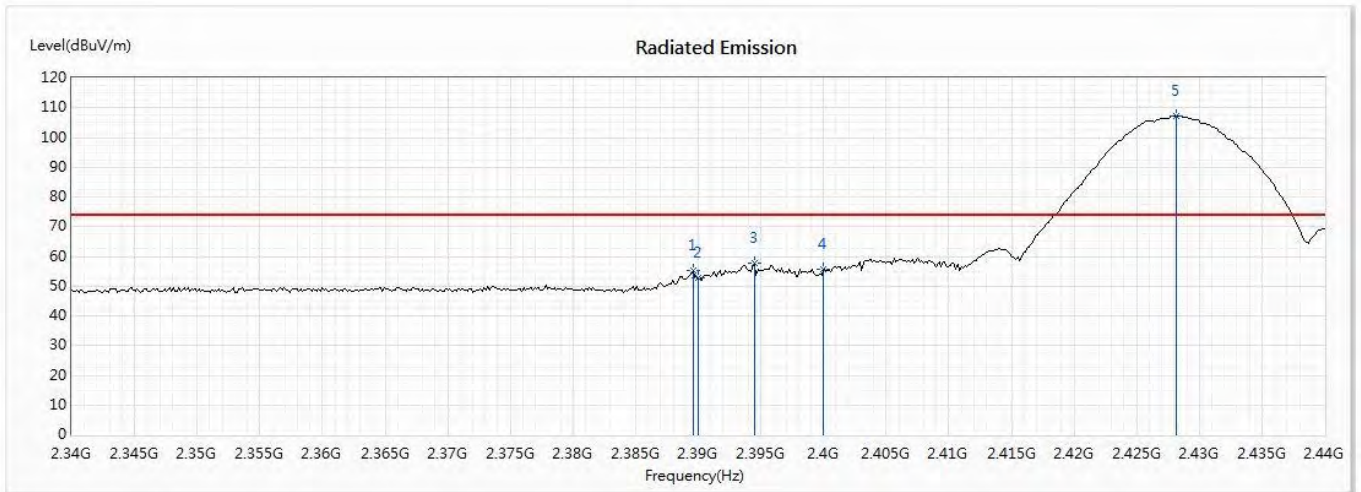
No	Frequency (MHz)	Emission Level (dBuV/m)	Limit (dBuV/m)	Margin (dB)	Reading Level (dBuV)	Correct Factor (dB/m)	Detector Type
1	2390	37.45	54.00	-16.55	24.56	12.89	AV
2	2397.536	41.31	54.00	-12.69	28.37	12.94	AV
3	2400	38.10	--	--	25.14	12.96	AV
! 4	2429.275	102.36	--	--	89.19	13.17	AV

Note:

1. All readings above 1GHz are performed with peak and/or average measurements as necessary.
2. Measurement Level = Reading Level + Correct Factor.
3. The average measurement was not performed when the peak measured data under the limit of average detection.

Product : WiFi SOM Module
 Test Item : Band Edge
 Test Date : 2020/01/14
 Test Mode : Mode 1:802.11b (2427MHz)

Vertical



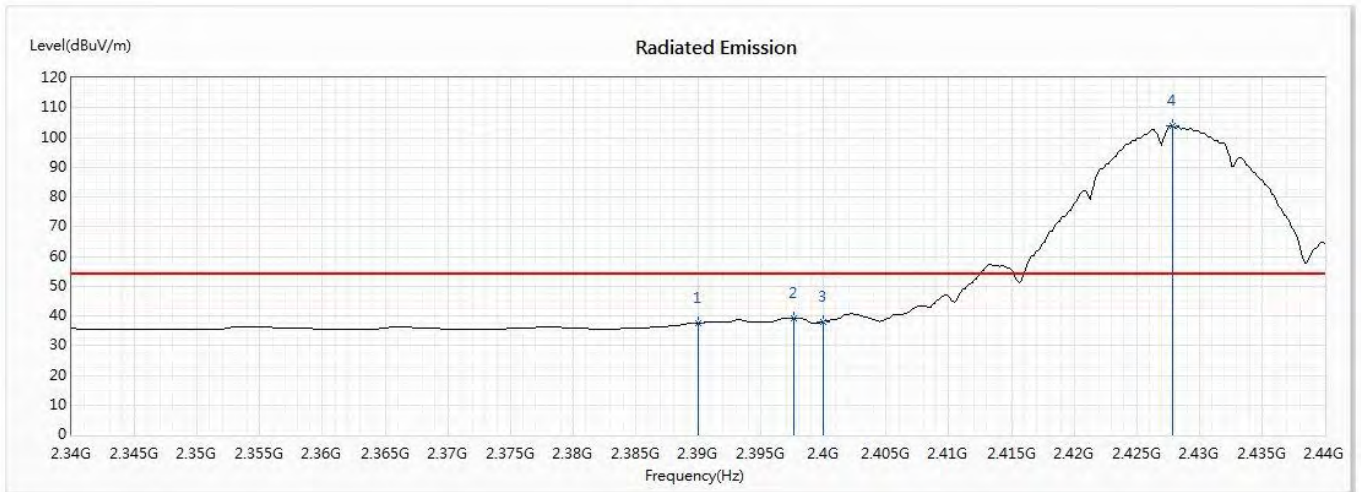
No	Frequency (MHz)	Emission Level (dBuV/m)	Limit (dBuV/m)	Margin (dB)	Reading Level (dBuV)	Correct Factor (dB/m)	Detector Type
1	2389.565	55.26	74.00	-18.74	42.37	12.89	PK
2	2390	52.62	74.00	-21.38	39.73	12.89	PK
3	2394.493	57.63	74.00	-16.37	44.71	12.92	PK
4	2400	55.76	--	--	42.80	12.96	PK
! 5	2428.116	107.34	--	--	94.18	13.16	PK

Note:

1. All readings above 1GHz are performed with peak and/or average measurements as necessary.
2. Measurement Level = Reading Level + Correct Factor.
3. The average measurement was not performed when the peak measured data under the limit of average detection.

Product : WiFi SOM Module
 Test Item : Band Edge
 Test Date : 2020/01/14
 Test Mode : Mode 1:802.11b (2427MHz)

Vertical



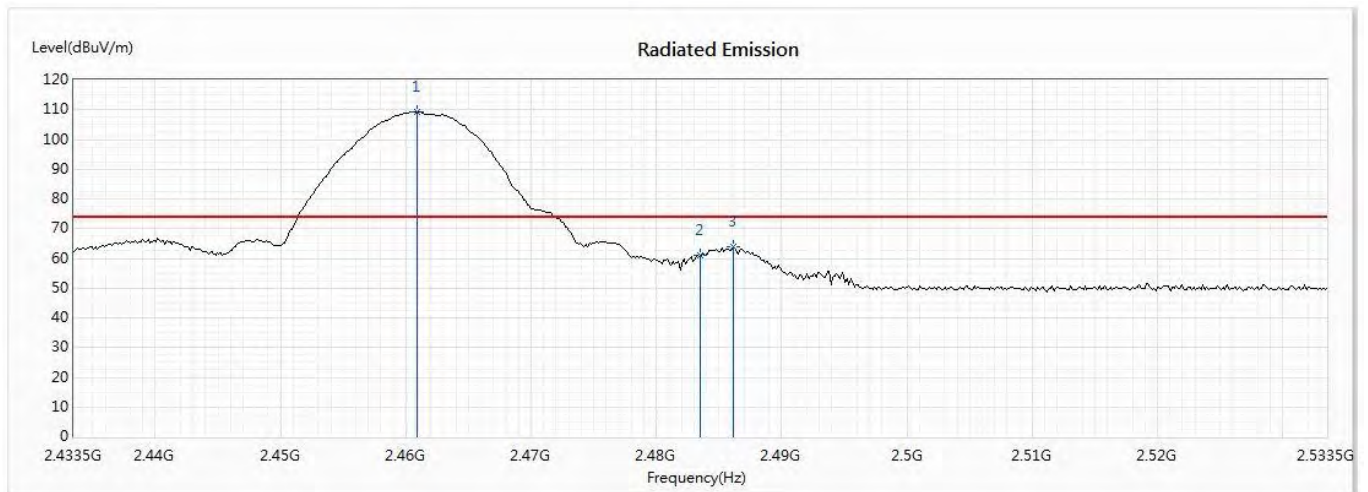
No	Frequency (MHz)	Emission Level (dBuV/m)	Limit (dBuV/m)	Margin (dB)	Reading Level (dBuV)	Correct Factor (dB/m)	Detector Type
1	2390	37.46	54.00	-16.54	24.57	12.89	AV
2	2397.681	39.30	54.00	-14.70	26.36	12.94	AV
3	2400	37.99	--	--	25.03	12.96	AV
! 4	2427.826	103.90	--	--	90.74	13.16	AV

Note:

1. All readings above 1GHz are performed with peak and/or average measurements as necessary.
2. Measurement Level = Reading Level + Correct Factor.
3. The average measurement was not performed when the peak measured data under the limit of average detection.

Product : WiFi SOM Module
 Test Item : Band Edge
 Test Date : 2019/12/27
 Test Mode : Mode 1:802.11b (2462MHz)

Horizontal



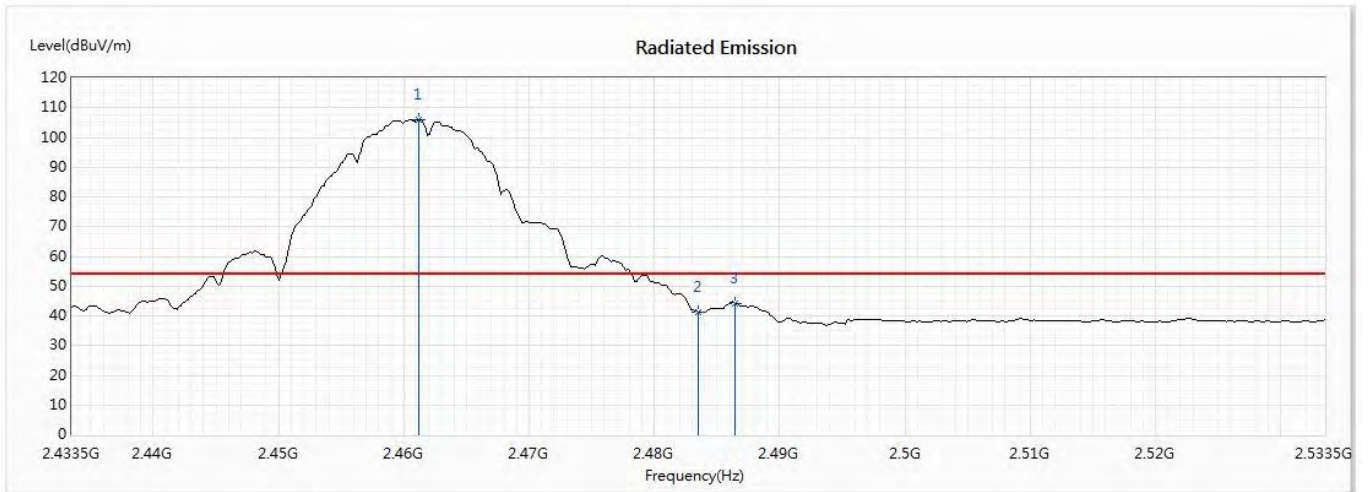
No	Frequency (MHz)	Emission Level (dBuV/m)	Limit (dBuV/m)	Margin (dB)	Reading Level (dBuV)	Correct Factor (dB/m)	Detector Type
1	2460.891	109.47	--	--	96.13	13.34	PK
2	2483.5	60.90	74.00	-13.10	47.52	13.38	PK
3	2486.109	63.92	74.00	-10.08	50.53	13.39	PK

Note:

1. All readings above 1GHz are performed with peak and/or average measurements as necessary.
2. Measurement Level = Reading Level + Correct Factor.
3. The average measurement was not performed when the peak measured data under the limit of average detection.

Product : WiFi SOM Module
 Test Item : Band Edge
 Test Date : 2019/12/27
 Test Mode : Mode 1:802.11b (2462MHz)

Horizontal



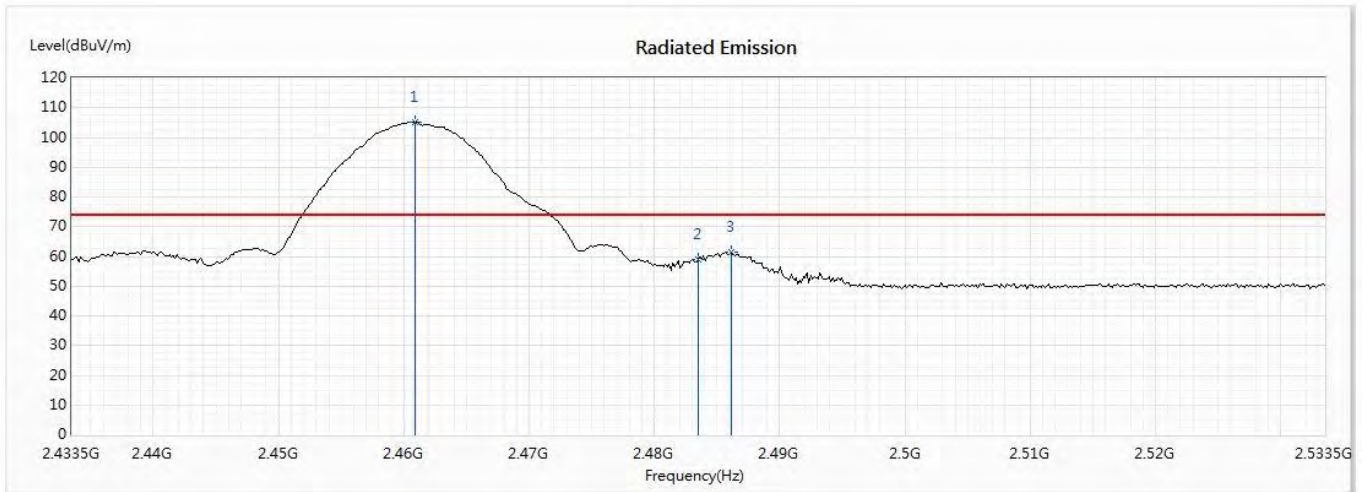
No	Frequency (MHz)	Emission Level (dBuV/m)	Limit (dBuV/m)	Margin (dB)	Reading Level (dBuV)	Correct Factor (dB/m)	Detector Type
1	2461.181	106.11	--	--	92.76	13.35	AV
2	2483.5	41.30	54.00	-12.70	27.92	13.38	AV
3	2486.399	44.27	54.00	-9.73	30.89	13.38	AV

Note:

1. All readings above 1GHz are performed with peak and/or average measurements as necessary.
2. Measurement Level = Reading Level + Correct Factor.
3. The average measurement was not performed when the peak measured data under the limit of average detection.

Product : WiFi SOM Module
 Test Item : Band Edge
 Test Date : 2019/12/27
 Test Mode : Mode 1:802.11b (2462MHz)

Vertical



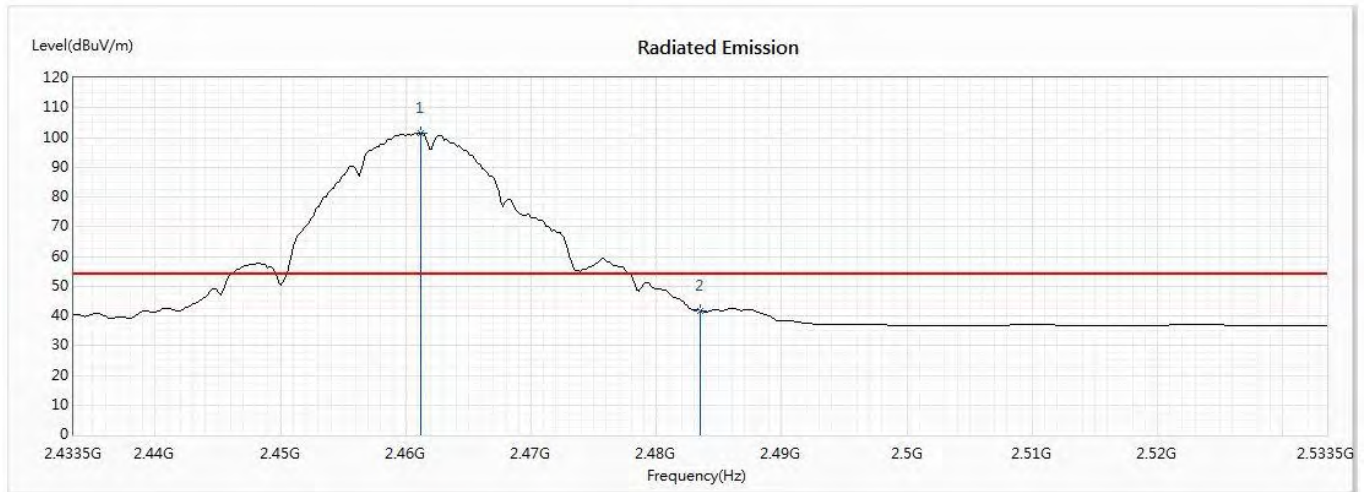
No	Frequency (MHz)	Emission Level (dBuV/m)	Limit (dBuV/m)	Margin (dB)	Reading Level (dBuV)	Correct Factor (dB/m)	Detector Type
1	2460.891	105.21	--	--	91.87	13.34	PK
2	2483.5	58.94	74.00	-15.06	45.56	13.38	PK
3	2486.109	61.46	74.00	-12.54	48.07	13.39	PK

Note:

1. All readings above 1GHz are performed with peak and/or average measurements as necessary.
2. Measurement Level = Reading Level + Correct Factor.
3. The average measurement was not performed when the peak measured data under the limit of average detection.

Product : WiFi SOM Module
 Test Item : Band Edge
 Test Date : 2019/12/27
 Test Mode : Mode 1:802.11b (2462MHz)

Vertical



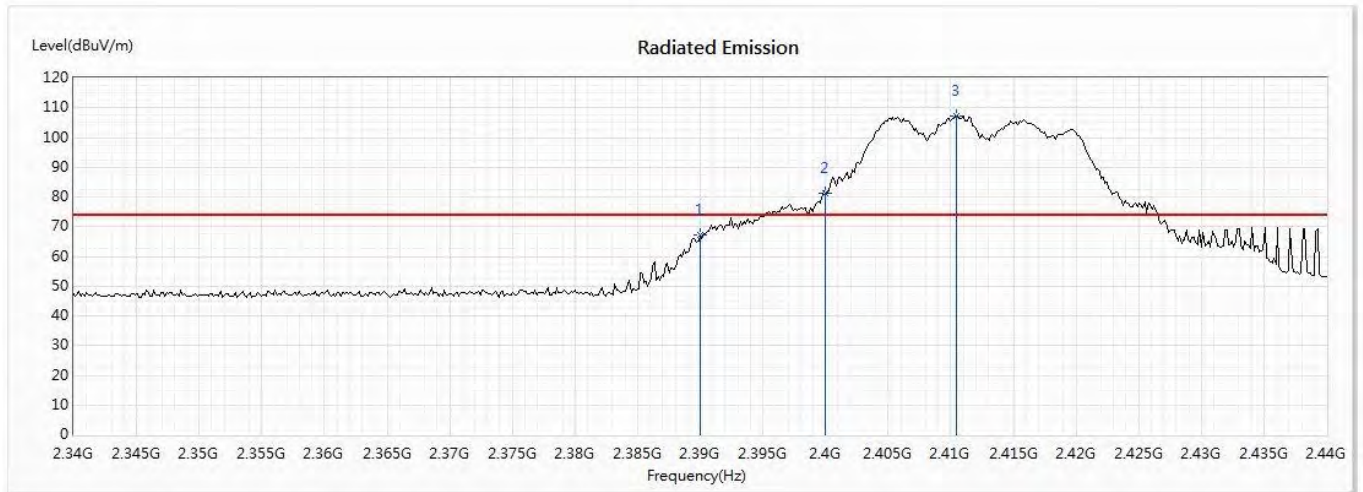
No	Frequency (MHz)	Emission Level (dBuV/m)	Limit (dBuV/m)	Margin (dB)	Reading Level (dBuV)	Correct Factor (dB/m)	Detector Type
1	2461.181	101.64	--	--	88.29	13.35	AV
2	2483.5	41.73	54.00	-12.27	28.35	13.38	AV

Note:

1. All readings above 1GHz are performed with peak and/or average measurements as necessary.
2. Measurement Level = Reading Level + Correct Factor.
3. The average measurement was not performed when the peak measured data under the limit of average detection.

Product : WiFi SOM Module
 Test Item : Band Edge
 Test Date : 2019/12/27
 Test Mode : Mode 2:802.11g (2412MHz)

Horizontal



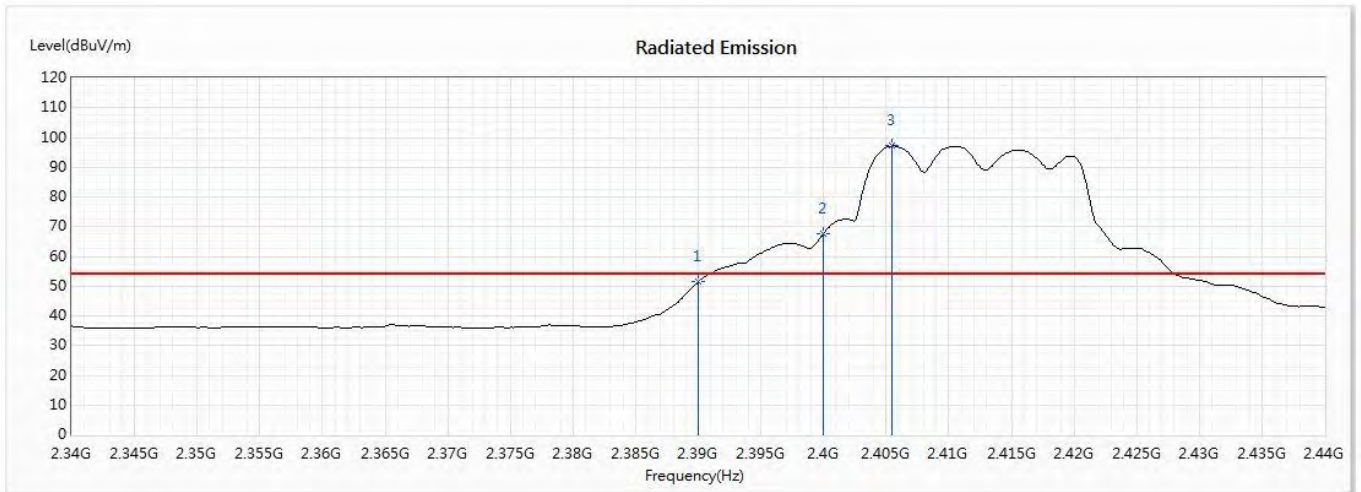
No	Frequency (MHz)	Emission Level (dBuV/m)	Limit (dBuV/m)	Margin (dB)	Reading Level (dBuV)	Correct Factor (dB/m)	Detector Type
1	2390	67.13	74.00	-6.87	54.24	12.89	PK
! 2	2400	81.39	--	--	68.43	12.96	PK
! 3	2410.435	107.32	--	--	94.29	13.03	PK

Note:

1. All readings above 1GHz are performed with peak and/or average measurements as necessary.
2. Measurement Level = Reading Level + Correct Factor.
3. The average measurement was not performed when the peak measured data under the limit of average detection.

Product : WiFi SOM Module
 Test Item : Band Edge
 Test Date : 2019/12/27
 Test Mode : Mode 2:802.11g (2412MHz)

Horizontal



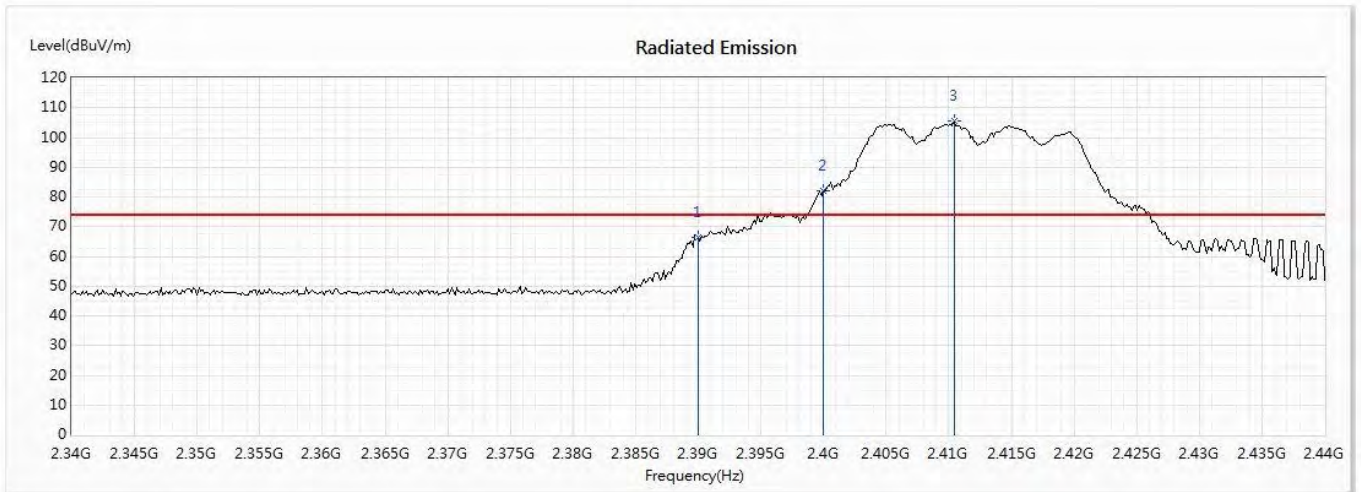
No	Frequency (MHz)	Emission Level (dBuV/m)	Limit (dBuV/m)	Margin (dB)	Reading Level (dBuV)	Correct Factor (dB/m)	Detector Type
1	2390	51.44	54.00	-2.56	38.55	12.89	AV
! 2	2400	67.76	--	--	54.80	12.96	AV
! 3	2405.507	97.19	--	--	84.19	13.00	AV

Note:

1. All readings above 1GHz are performed with peak and/or average measurements as necessary.
2. Measurement Level = Reading Level + Correct Factor.
3. The average measurement was not performed when the peak measured data under the limit of average detection.

Product : WiFi SOM Module
 Test Item : Band Edge
 Test Date : 2019/12/27
 Test Mode : Mode 2:802.11g (2412MHz)

Vertical



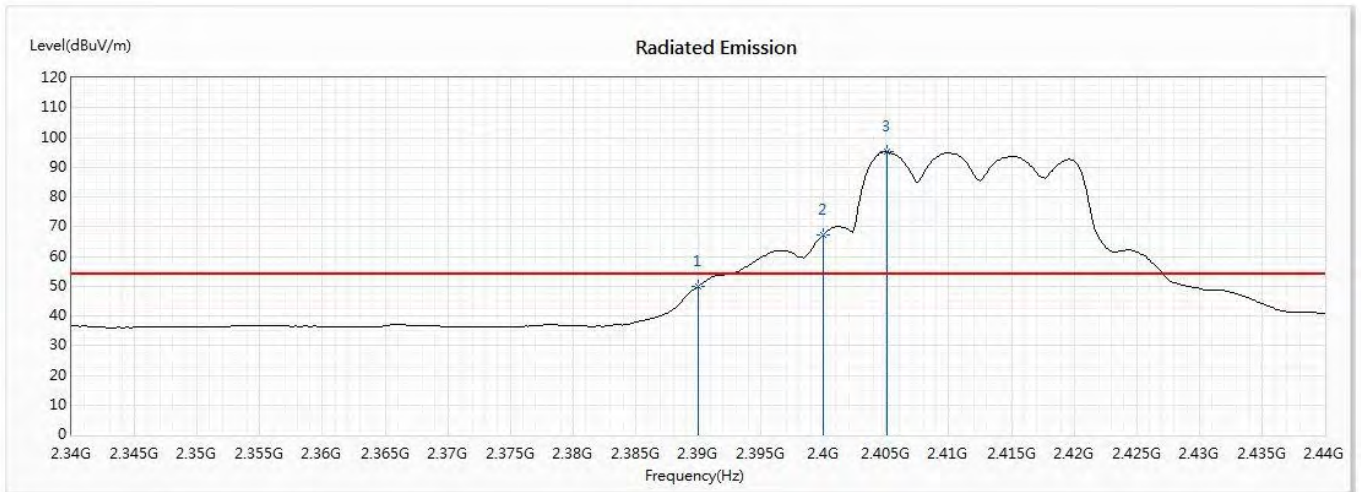
No	Frequency (MHz)	Emission Level (dBuV/m)	Limit (dBuV/m)	Margin (dB)	Reading Level (dBuV)	Correct Factor (dB/m)	Detector Type
1	2390	66.43	74.00	-7.57	53.54	12.89	PK
! 2	2400	82.19	--	--	69.23	12.96	PK
! 3	2410.435	105.39	--	--	92.36	13.03	PK

Note:

1. All readings above 1GHz are performed with peak and/or average measurements as necessary.
2. Measurement Level = Reading Level + Correct Factor.
3. The average measurement was not performed when the peak measured data under the limit of average detection.

Product : WiFi SOM Module
 Test Item : Band Edge
 Test Date : 2019/12/27
 Test Mode : Mode 2:802.11g (2412MHz)

Vertical



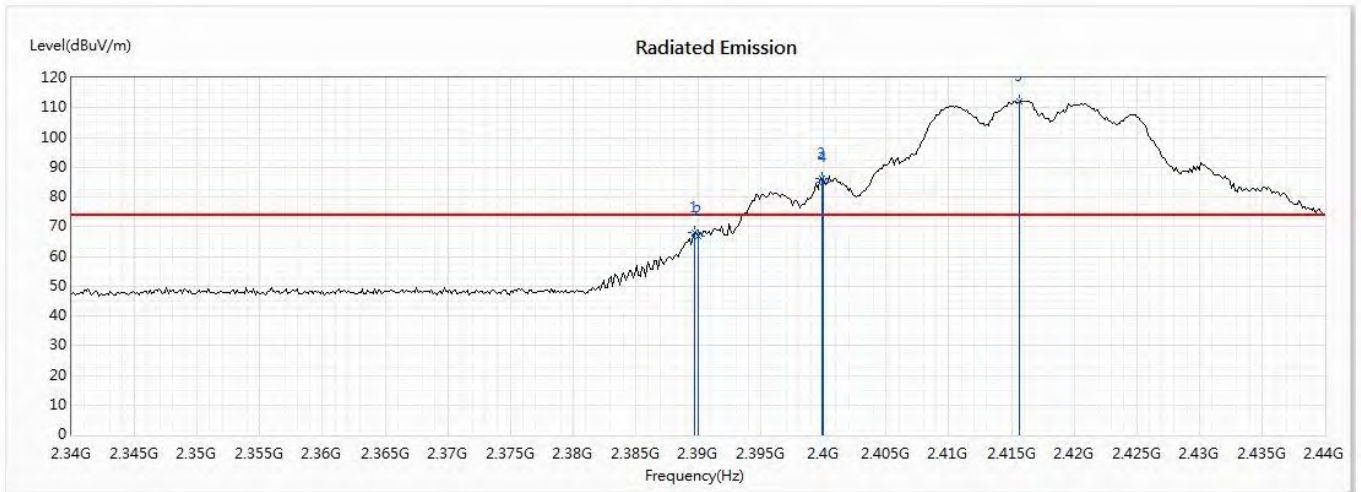
No	Frequency (MHz)	Emission Level (dBuV/m)	Limit (dBuV/m)	Margin (dB)	Reading Level (dBuV)	Correct Factor (dB/m)	Detector Type
1	2390	49.96	54.00	-4.04	37.07	12.89	AV
! 2	2400	67.39	--	--	54.43	12.96	AV
! 3	2405.072	95.11	--	--	82.12	12.99	AV

Note:

1. All readings above 1GHz are performed with peak and/or average measurements as necessary.
2. Measurement Level = Reading Level + Correct Factor.
3. The average measurement was not performed when the peak measured data under the limit of average detection.

Product : WiFi SOM Module
 Test Item : Band Edge
 Test Date : 2019/12/31
 Test Mode : Mode 2:802.11g (2417MHz)

Horizontal



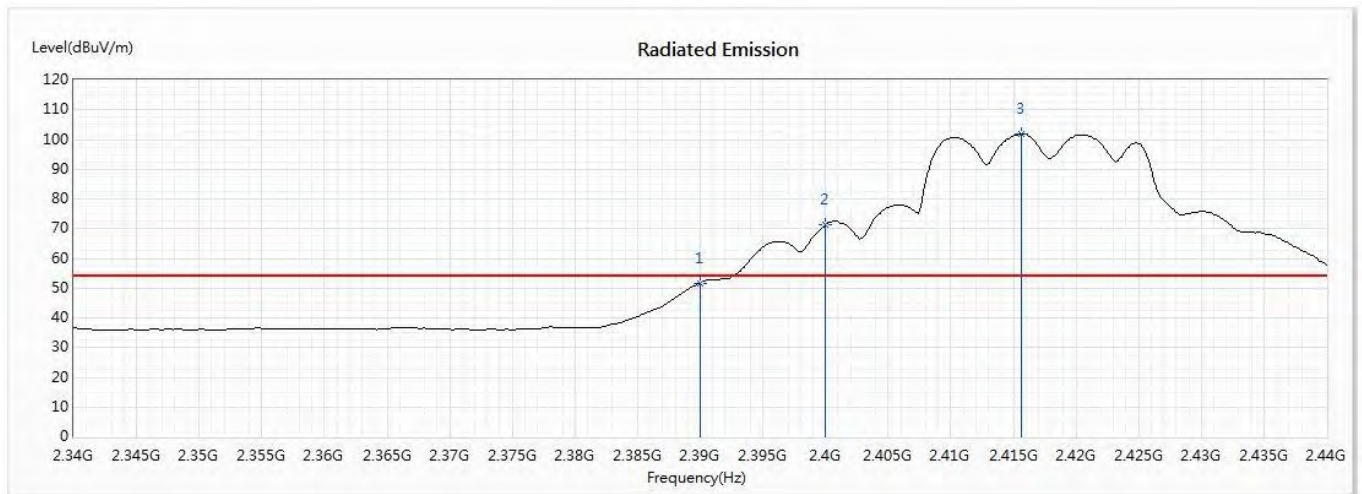
No	Frequency (MHz)	Emission Level (dBuV/m)	Limit (dBuV/m)	Margin (dB)	Reading Level (dBuV)	Correct Factor (dB/m)	Detector Type
1	2389.71	68.07	74.00	-5.93	55.18	12.89	PK
2	2390	66.99	74.00	-7.01	54.10	12.89	PK
! 3	2399.855	86.29	--	--	73.33	12.96	PK
! 4	2400	85.13	--	--	72.17	12.96	PK
! 5	2415.652	112.22	--	--	99.15	13.07	PK

Note:

1. All readings above 1GHz are performed with peak and/or average measurements as necessary.
2. Measurement Level = Reading Level + Correct Factor.
3. The average measurement was not performed when the peak measured data under the limit of average detection.

Product : WiFi SOM Module
 Test Item : Band Edge
 Test Date : 2019/12/31
 Test Mode : Mode 2:802.11g (2417MHz)

Horizontal



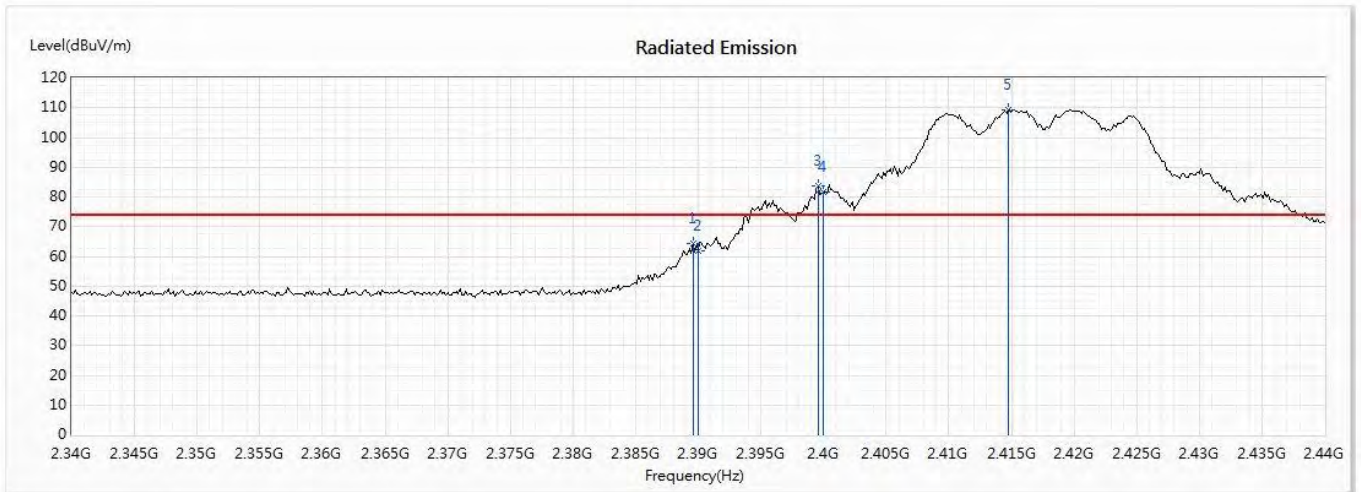
No	Frequency (MHz)	Emission Level (dBuV/m)	Limit (dBuV/m)	Margin (dB)	Reading Level (dBuV)	Correct Factor (dB/m)	Detector Type
1	2390	51.63	54.00	-2.37	38.74	12.89	AV
! 2	2400	71.36	--	--	58.40	12.96	AV
! 3	2415.652	101.78	--	--	88.71	13.07	AV

Note:

1. All readings above 1GHz are performed with peak and/or average measurements as necessary.
2. Measurement Level = Reading Level + Correct Factor.
3. The average measurement was not performed when the peak measured data under the limit of average detection.

Product : WiFi SOM Module
 Test Item : Band Edge
 Test Date : 2019/12/31
 Test Mode : Mode 2:802.11g (2417MHz)

Vertical



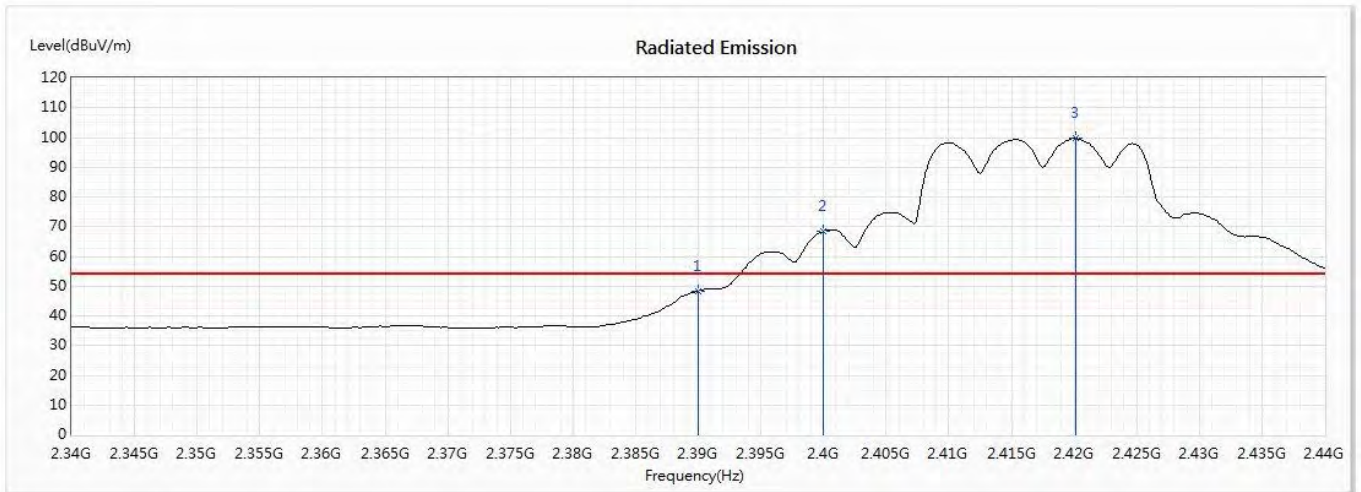
No	Frequency (MHz)	Emission Level (dBuV/m)	Limit (dBuV/m)	Margin (dB)	Reading Level (dBuV)	Correct Factor (dB/m)	Detector Type
1	2389.565	64.37	74.00	-9.63	51.48	12.89	PK
2	2390	61.78	74.00	-12.22	48.89	12.89	PK
! 3	2399.565	83.60	--	--	70.65	12.95	PK
! 4	2400	81.52	--	--	68.56	12.96	PK
! 5	2414.783	109.47	--	--	96.41	13.06	PK

Note:

1. All readings above 1GHz are performed with peak and/or average measurements as necessary.
2. Measurement Level = Reading Level + Correct Factor.
3. The average measurement was not performed when the peak measured data under the limit of average detection.

Product : WiFi SOM Module
 Test Item : Band Edge
 Test Date : 2019/12/31
 Test Mode : Mode 2:802.11g (2417MHz)

Vertical



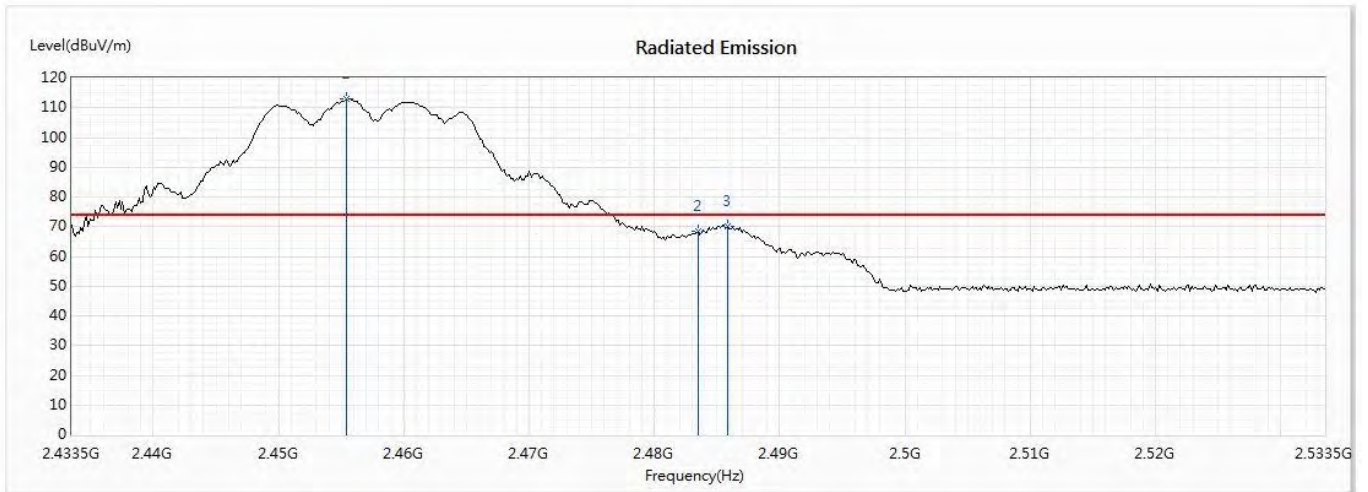
No	Frequency (MHz)	Emission Level (dBuV/m)	Limit (dBuV/m)	Margin (dB)	Reading Level (dBuV)	Correct Factor (dB/m)	Detector Type
1	2390	48.30	54.00	-5.70	35.41	12.89	AV
! 2	2400	68.50	--	--	55.54	12.96	AV
! 3	2420.145	99.72	--	--	86.62	13.10	AV

Note:

1. All readings above 1GHz are performed with peak and/or average measurements as necessary.
2. Measurement Level = Reading Level + Correct Factor.
3. The average measurement was not performed when the peak measured data under the limit of average detection.

Product : WiFi SOM Module
 Test Item : Band Edge
 Test Date : 2019/12/31
 Test Mode : Mode 2:802.11g (2457MHz)

Horizontal



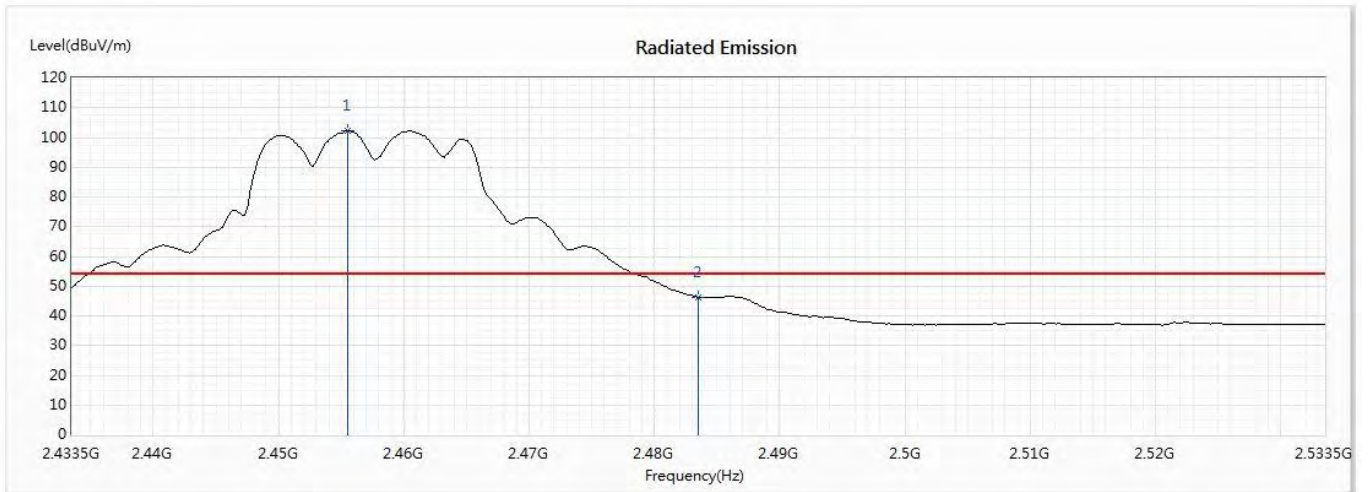
No	Frequency (MHz)	Emission Level (dBuV/m)	Limit (dBuV/m)	Margin (dB)	Reading Level (dBuV)	Correct Factor (dB/m)	Detector Type
1	2455.384	112.91	--	--	99.57	13.34	PK
2	2483.5	68.41	74.00	-5.59	55.03	13.38	PK
3	2485.819	70.12	74.00	-3.88	56.74	13.38	PK

Note:

1. All readings above 1GHz are performed with peak and/or average measurements as necessary.
2. Measurement Level = Reading Level + Correct Factor.
3. The average measurement was not performed when the peak measured data under the limit of average detection.

Product : WiFi SOM Module
 Test Item : Band Edge
 Test Date : 2019/12/31
 Test Mode : Mode 2:802.11g (2457MHz)

Horizontal



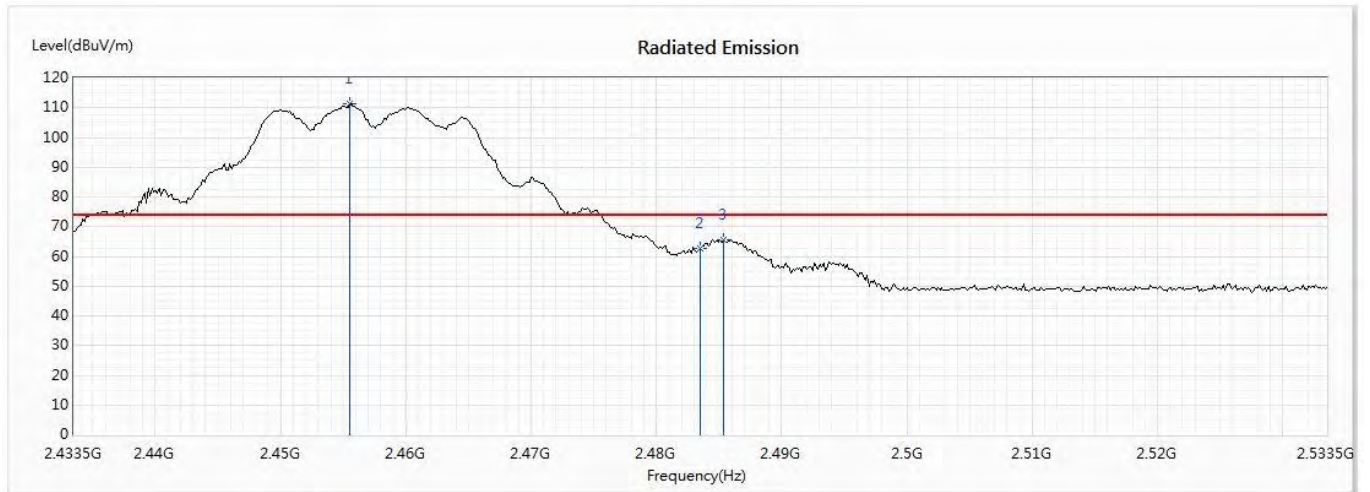
No	Frequency (MHz)	Emission Level (dBuV/m)	Limit (dBuV/m)	Margin (dB)	Reading Level (dBuV)	Correct Factor (dB/m)	Detector Type
1	2455.529	102.14	--	--	88.80	13.34	AV
2	2483.5	46.24	54.00	-7.76	32.86	13.38	AV

Note:

1. All readings above 1GHz are performed with peak and/or average measurements as necessary.
2. Measurement Level = Reading Level + Correct Factor.
3. The average measurement was not performed when the peak measured data under the limit of average detection.

Product : WiFi SOM Module
 Test Item : Band Edge
 Test Date : 2019/12/31
 Test Mode : Mode 2:802.11g (2457MHz)

Vertical



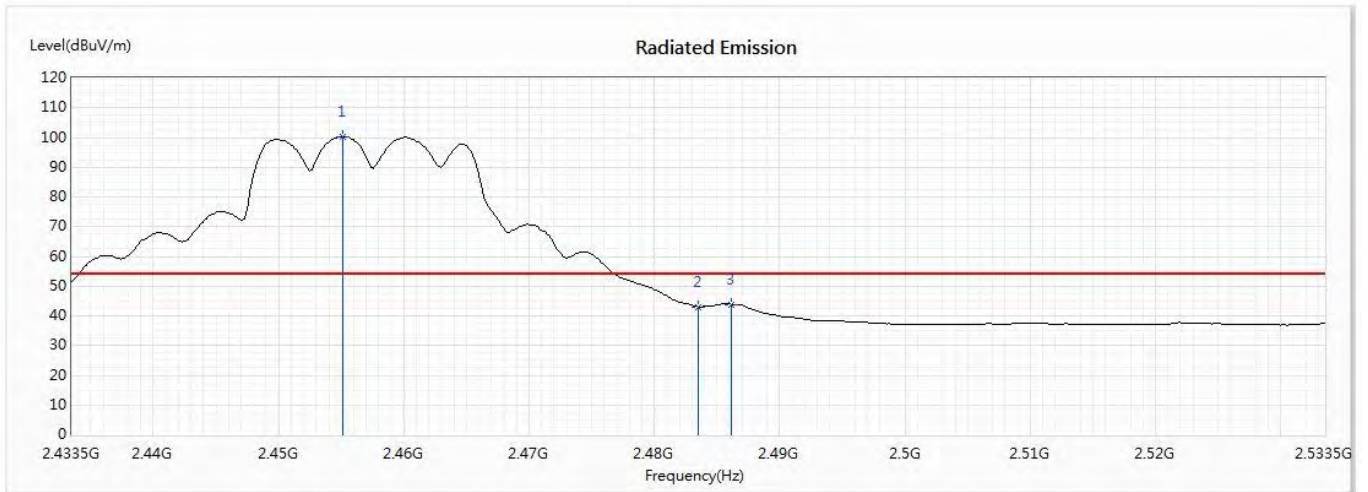
No	Frequency (MHz)	Emission Level (dBuV/m)	Limit (dBuV/m)	Margin (dB)	Reading Level (dBuV)	Correct Factor (dB/m)	Detector Type
1	2455.529	111.23	--	--	97.89	13.34	PK
2	2483.5	62.70	74.00	-11.30	49.32	13.38	PK
3	2485.384	65.73	74.00	-8.27	52.35	13.38	PK

Note:

1. All readings above 1GHz are performed with peak and/or average measurements as necessary.
2. Measurement Level = Reading Level + Correct Factor.
3. The average measurement was not performed when the peak measured data under the limit of average detection.

Product : WiFi SOM Module
 Test Item : Band Edge
 Test Date : 2019/12/31
 Test Mode : Mode 2:802.11g (2457MHz)

Vertical



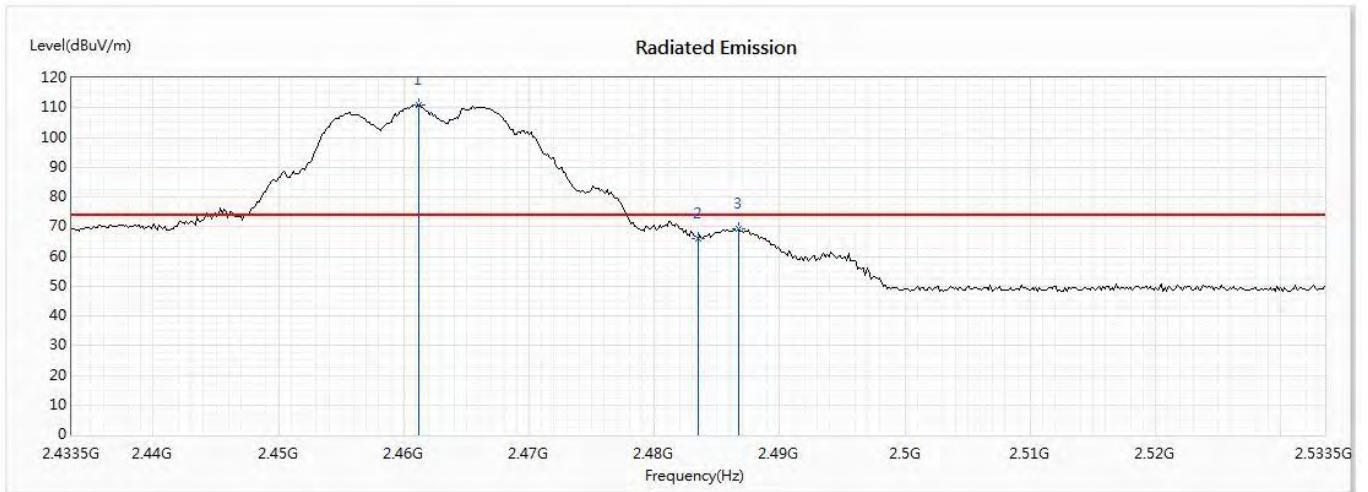
No	Frequency (MHz)	Emission Level (dBuV/m)	Limit (dBuV/m)	Margin (dB)	Reading Level (dBuV)	Correct Factor (dB/m)	Detector Type
1	2455.094	100.25	--	--	86.92	13.33	AV
2	2483.5	43.06	54.00	-10.94	29.68	13.38	AV
3	2486.109	43.91	54.00	-10.09	30.52	13.39	AV

Note:

1. All readings above 1GHz are performed with peak and/or average measurements as necessary.
2. Measurement Level = Reading Level + Correct Factor.
3. The average measurement was not performed when the peak measured data under the limit of average detection.

Product : WiFi SOM Module
 Test Item : Band Edge
 Test Date : 2020/01/06
 Test Mode : Mode 2:802.11g (2462MHz)

Horizontal



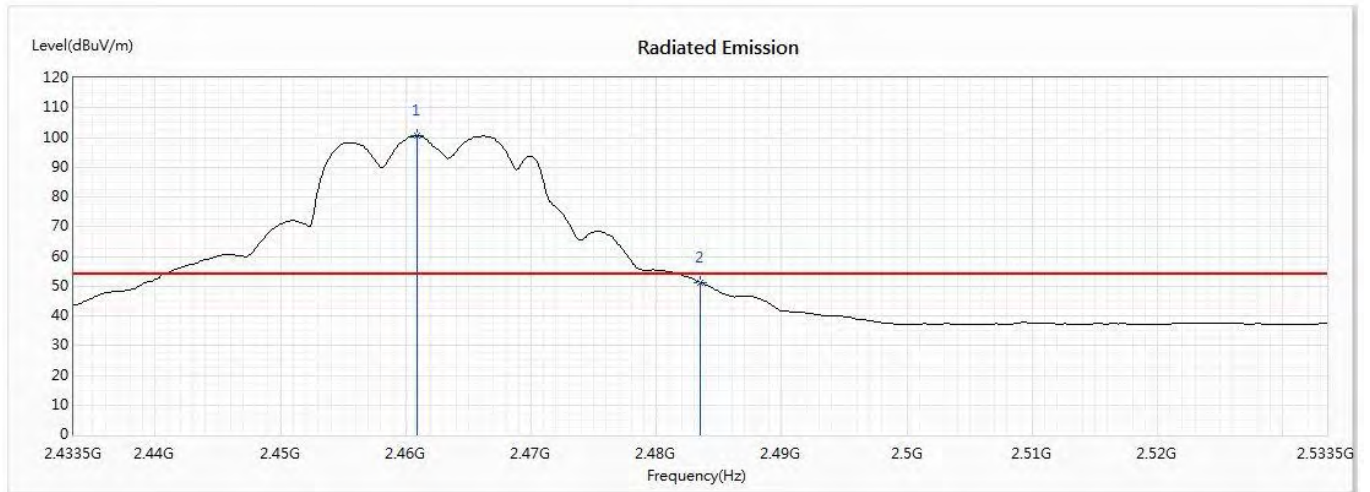
No	Frequency (MHz)	Emission Level (dBuV/m)	Limit (dBuV/m)	Margin (dB)	Reading Level (dBuV)	Correct Factor (dB/m)	Detector Type
1	2461.181	110.99	--	--	97.64	13.35	PK
2	2483.5	66.03	74.00	-7.97	52.65	13.38	PK
3	2486.688	69.32	74.00	-4.68	55.94	13.38	PK

Note:

1. All readings above 1GHz are performed with peak and/or average measurements as necessary.
2. Measurement Level = Reading Level + Correct Factor.
3. The average measurement was not performed when the peak measured data under the limit of average detection.

Product : WiFi SOM Module
 Test Item : Band Edge
 Test Date : 2020/01/06
 Test Mode : Mode 2:802.11g (2462MHz)

Horizontal



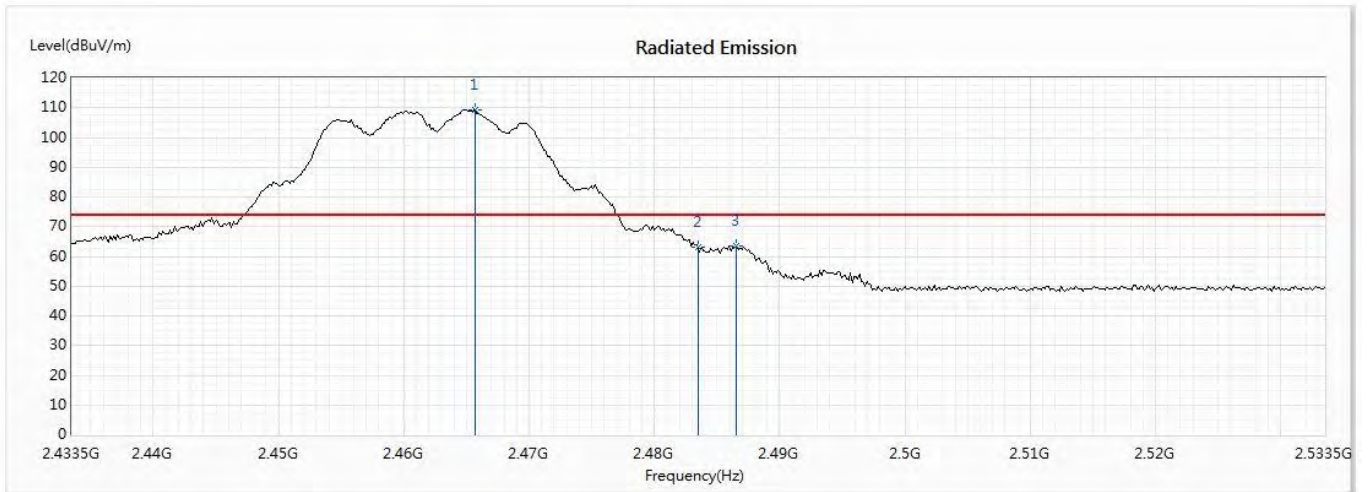
No	Frequency (MHz)	Emission Level (dBuV/m)	Limit (dBuV/m)	Margin (dB)	Reading Level (dBuV)	Correct Factor (dB/m)	Detector Type
1	2460.891	100.56	--	--	87.22	13.34	AV
2	2483.5	51.11	54.00	-2.89	37.73	13.38	AV

Note:

1. All readings above 1GHz are performed with peak and/or average measurements as necessary.
2. Measurement Level = Reading Level + Correct Factor.
3. The average measurement was not performed when the peak measured data under the limit of average detection.

Product : WiFi SOM Module
 Test Item : Band Edge
 Test Date : 2020/01/06
 Test Mode : Mode 2:802.11g (2462MHz)

Vertical



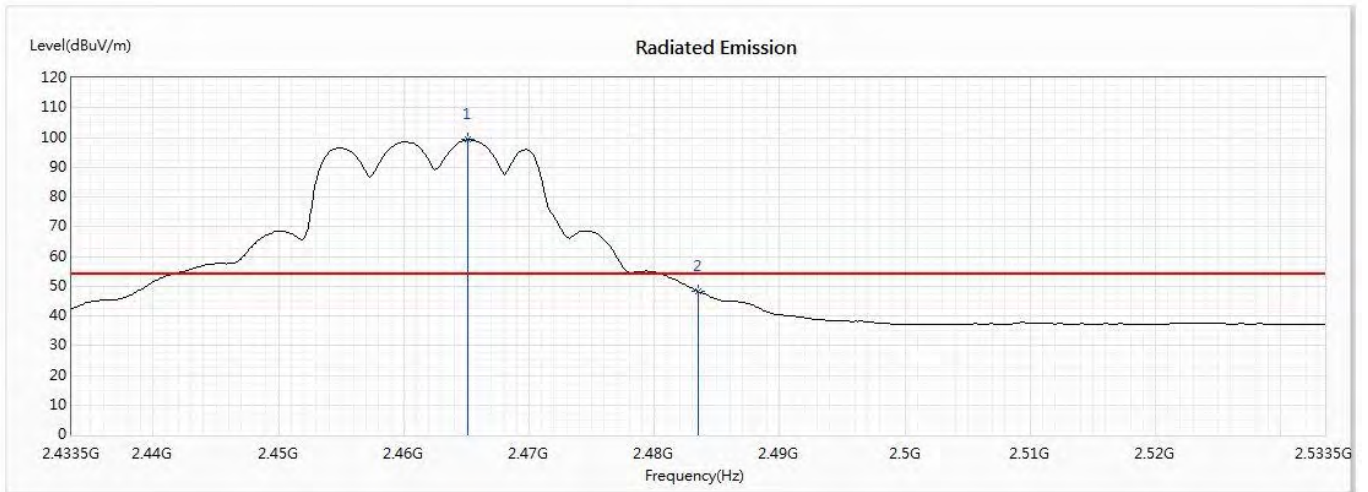
No	Frequency (MHz)	Emission Level (dBuV/m)	Limit (dBuV/m)	Margin (dB)	Reading Level (dBuV)	Correct Factor (dB/m)	Detector Type
1	2465.674	109.30	--	--	95.95	13.35	PK
2	2483.5	62.97	74.00	-11.03	49.59	13.38	PK
3	2486.543	63.63	74.00	-10.37	50.25	13.38	PK

Note:

1. All readings above 1GHz are performed with peak and/or average measurements as necessary.
2. Measurement Level = Reading Level + Correct Factor.
3. The average measurement was not performed when the peak measured data under the limit of average detection.

Product : WiFi SOM Module
 Test Item : Band Edge
 Test Date : 2020/01/06
 Test Mode : Mode 2:802.11g (2462MHz)

Vertical



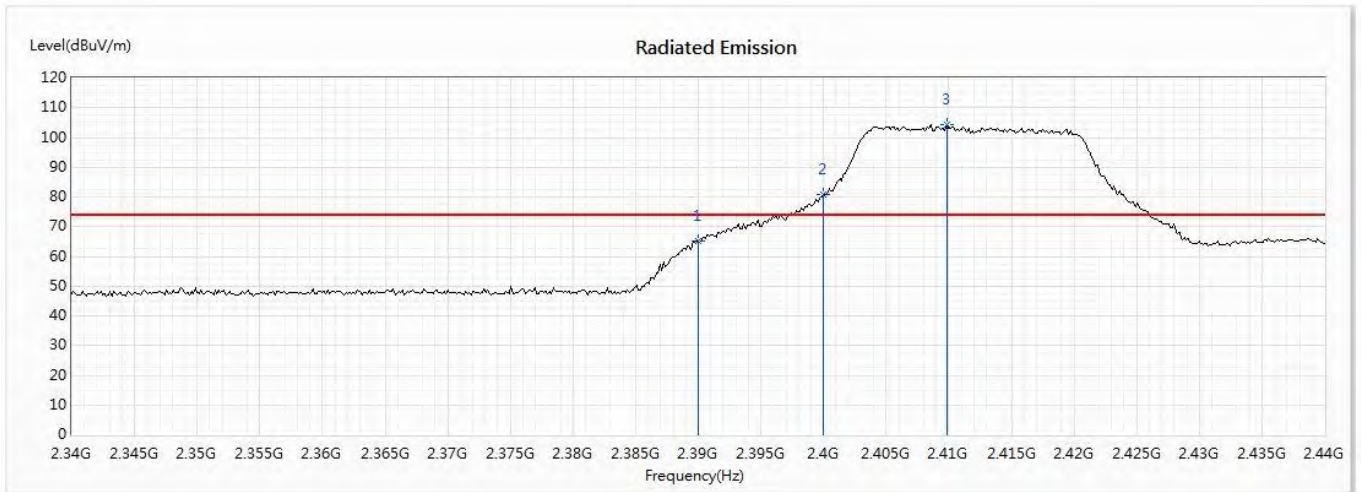
No	Frequency (MHz)	Emission Level (dBuV/m)	Limit (dBuV/m)	Margin (dB)	Reading Level (dBuV)	Correct Factor (dB/m)	Detector Type
1	2465.094	99.26	--	--	85.91	13.35	AV
2	2483.5	48.13	54.00	-5.87	34.75	13.38	AV

Note:

1. All readings above 1GHz are performed with peak and/or average measurements as necessary.
2. Measurement Level = Reading Level + Correct Factor.
3. The average measurement was not performed when the peak measured data under the limit of average detection.

Product : WiFi SOM Module
 Test Item : Band Edge
 Test Date : 2020/01/06
 Test Mode : Mode 3:802.11n-20 (2412MHz)

Horizontal



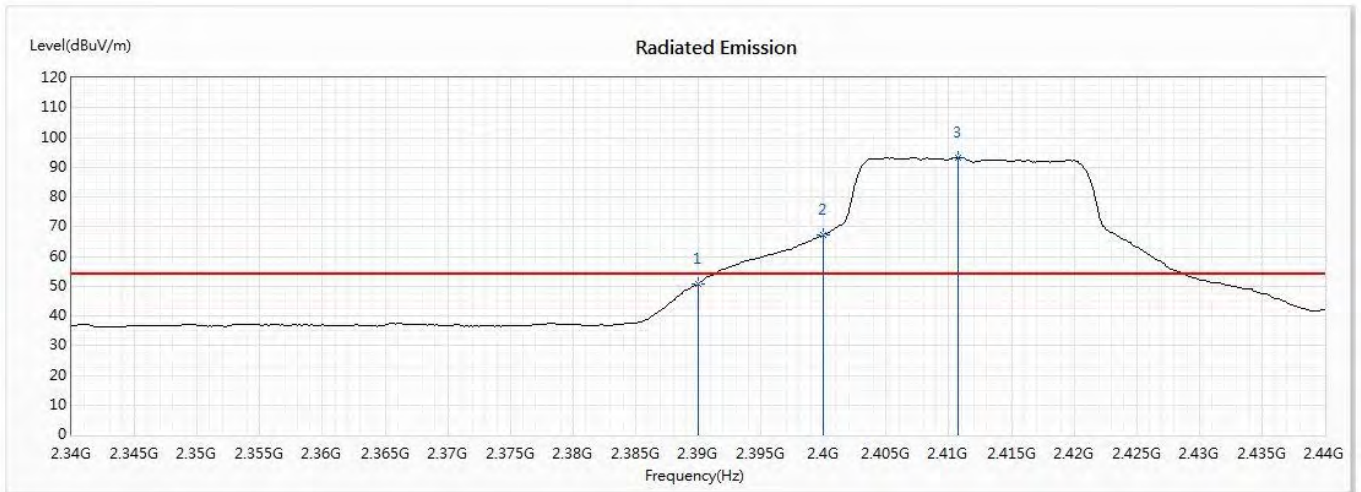
No	Frequency (MHz)	Emission Level (dBuV/m)	Limit (dBuV/m)	Margin (dB)	Reading Level (dBuV)	Correct Factor (dB/m)	Detector Type
1	2390	65.14	74.00	-8.86	52.25	12.89	PK
! 2	2400	80.98	--	--	68.02	12.96	PK
! 3	2409.855	104.27	--	--	91.24	13.03	PK

Note:

1. All readings above 1GHz are performed with peak and/or average measurements as necessary.
2. Measurement Level = Reading Level + Correct Factor.
3. The average measurement was not performed when the peak measured data under the limit of average detection.

Product : WiFi SOM Module
 Test Item : Band Edge
 Test Date : 2020/01/06
 Test Mode : Mode 3:802.11n-20 (2412MHz)

Horizontal



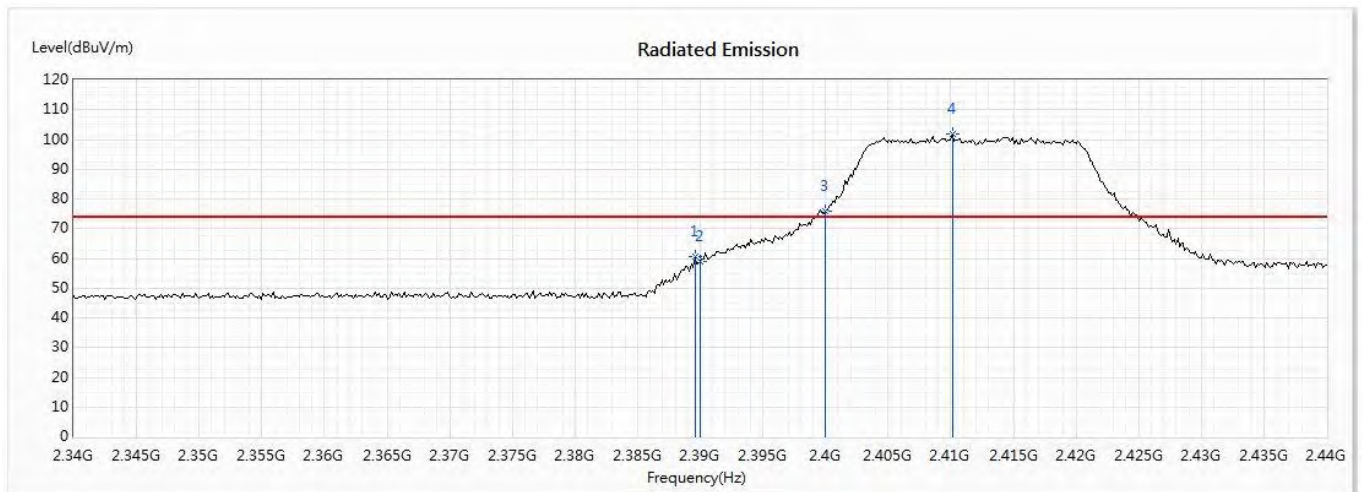
No	Frequency (MHz)	Emission Level (dBuV/m)	Limit (dBuV/m)	Margin (dB)	Reading Level (dBuV)	Correct Factor (dB/m)	Detector Type
1	2390	50.67	54.00	-3.33	37.78	12.89	AV
! 2	2400	67.23	--	--	54.27	12.96	AV
! 3	2410.725	93.19	--	--	80.16	13.03	AV

Note:

1. All readings above 1GHz are performed with peak and/or average measurements as necessary.
2. Measurement Level = Reading Level + Correct Factor.
3. The average measurement was not performed when the peak measured data under the limit of average detection.

Product : WiFi SOM Module
 Test Item : Band Edge
 Test Date : 2020/01/06
 Test Mode : Mode 3:802.11n-20 (2412MHz)

Vertical



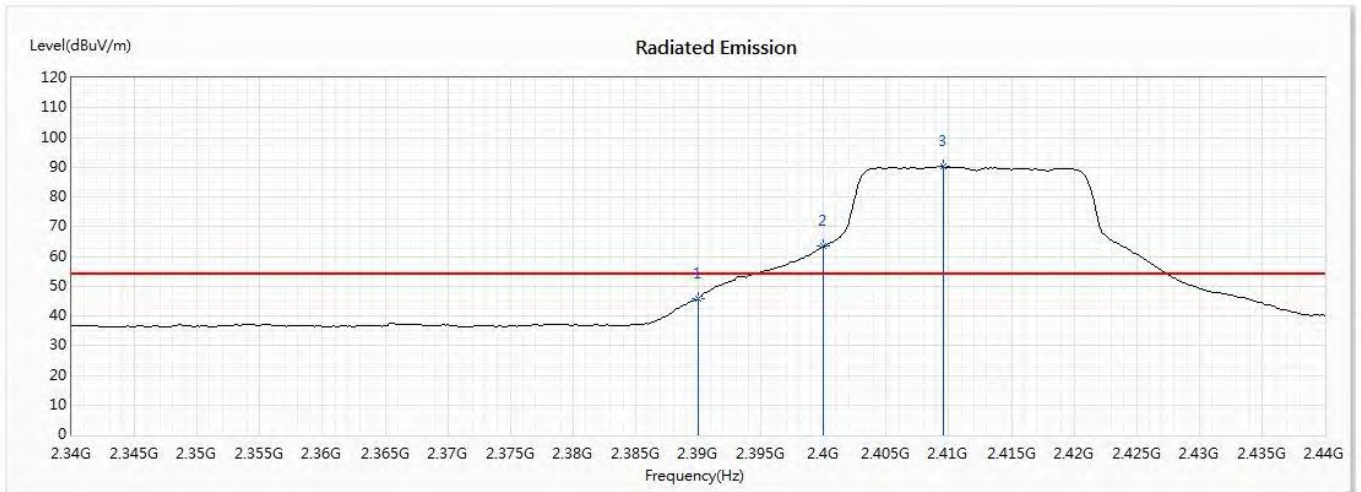
No	Frequency (MHz)	Emission Level (dBuV/m)	Limit (dBuV/m)	Margin (dB)	Reading Level (dBuV)	Correct Factor (dB/m)	Detector Type
1	2389.565	60.63	74.00	-13.37	47.74	12.89	PK
2	2390	59.17	74.00	-14.83	46.28	12.89	PK
! 3	2400	75.73	--	--	62.77	12.96	PK
! 4	2410.145	101.65	--	--	88.62	13.03	PK

Note:

1. All readings above 1GHz are performed with peak and/or average measurements as necessary.
2. Measurement Level = Reading Level + Correct Factor.
3. The average measurement was not performed when the peak measured data under the limit of average detection.

Product : WiFi SOM Module
 Test Item : Band Edge
 Test Date : 2020/01/06
 Test Mode : Mode 3:802.11n-20 (2412MHz)

Vertical



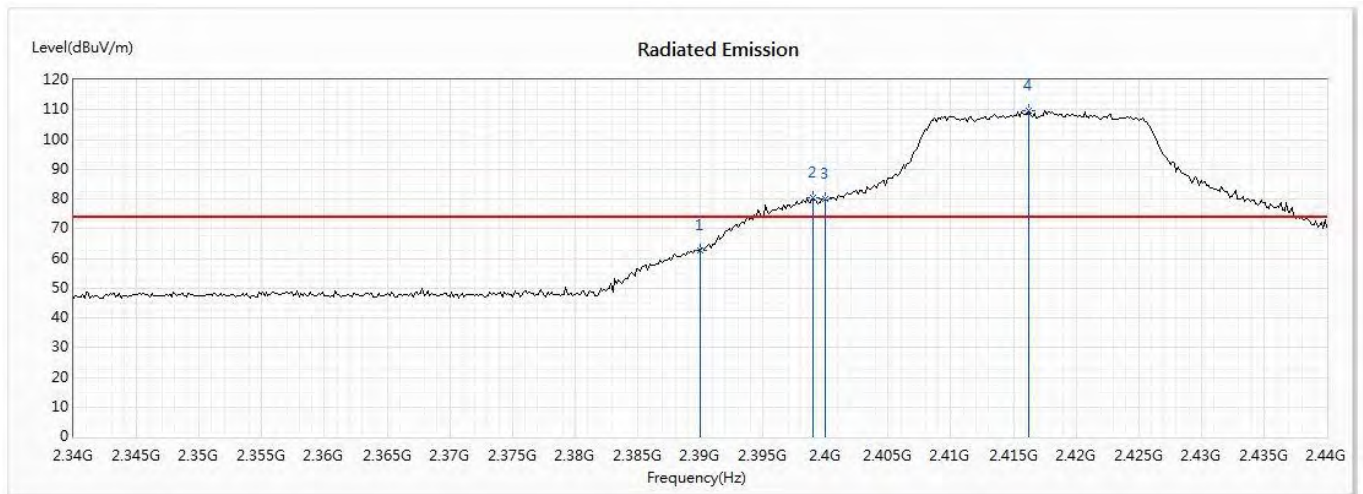
No	Frequency (MHz)	Emission Level (dBuV/m)	Limit (dBuV/m)	Margin (dB)	Reading Level (dBuV)	Correct Factor (dB/m)	Detector Type
1	2390	45.92	54.00	-8.08	33.03	12.89	AV
! 2	2400	63.30	--	--	50.34	12.96	AV
! 3	2409.565	90.17	--	--	77.14	13.03	AV

Note:

1. All readings above 1GHz are performed with peak and/or average measurements as necessary.
2. Measurement Level = Reading Level + Correct Factor.
3. The average measurement was not performed when the peak measured data under the limit of average detection.

Product : WiFi SOM Module
 Test Item : Band Edge
 Test Date : 2019/12/31
 Test Mode : Mode 3:802.11n-20 (2417MHz)

Horizontal



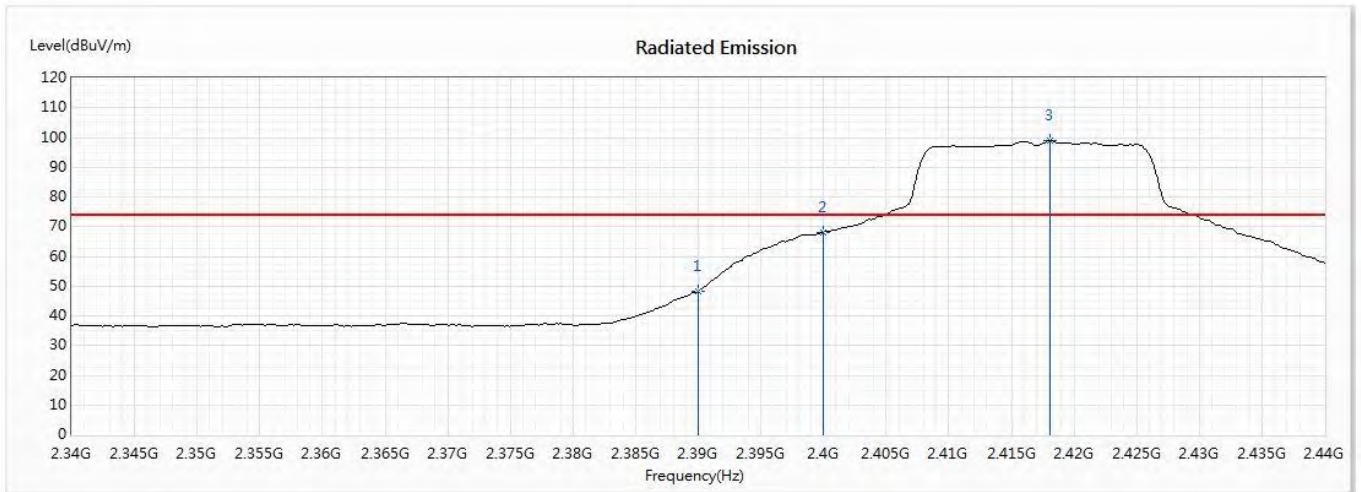
No	Frequency (MHz)	Emission Level (dBuV/m)	Limit (dBuV/m)	Margin (dB)	Reading Level (dBuV)	Correct Factor (dB/m)	Detector Type
1	2390	62.73	74.00	-11.27	49.84	12.89	PK
! 2	2398.986	80.54	74.00	6.54	67.59	12.95	PK
! 3	2400	79.94	--	--	66.98	12.96	PK
! 4	2416.232	109.85	--	--	96.78	13.07	PK

Note:

1. All readings above 1GHz are performed with peak and/or average measurements as necessary.
2. Measurement Level = Reading Level + Correct Factor.
3. The average measurement was not performed when the peak measured data under the limit of average detection.

Product : WiFi SOM Module
 Test Item : Band Edge
 Test Date : 2019/12/31
 Test Mode : Mode 3:802.11n-20 (2417MHz)

Horizontal



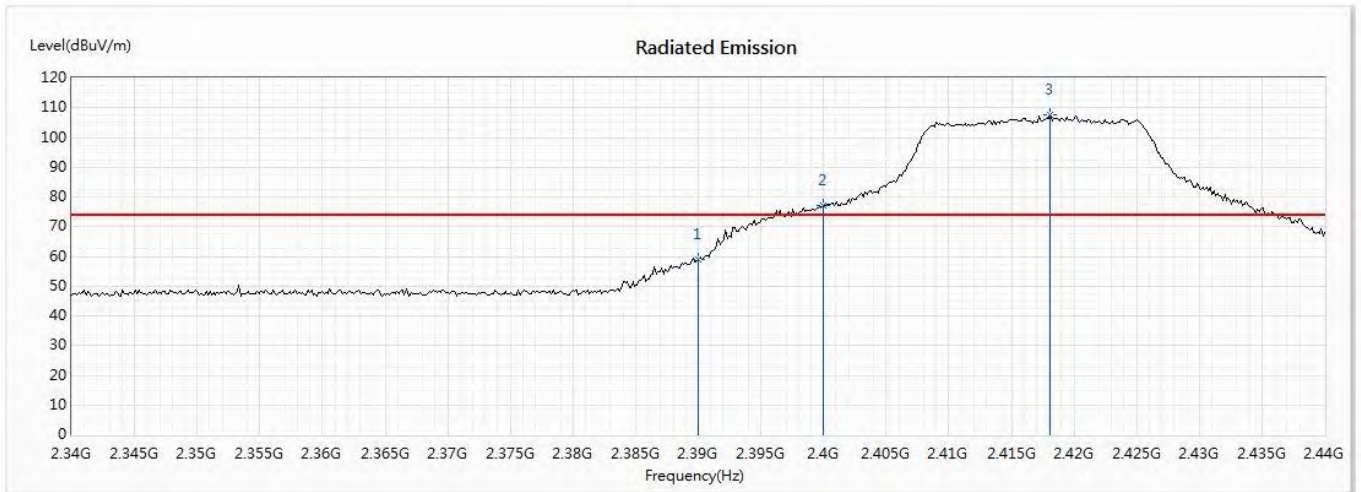
No	Frequency (MHz)	Emission Level (dBuV/m)	Limit (dBuV/m)	Margin (dB)	Reading Level (dBuV)	Correct Factor (dB/m)	Detector Type
1	2390	48.07	74.00	-25.93	35.18	12.89	PK
2	2400	68.15	--	--	55.19	12.96	PK
! 3	2418.116	98.95	--	--	85.86	13.09	PK

Note:

1. All readings above 1GHz are performed with peak and/or average measurements as necessary.
2. Measurement Level = Reading Level + Correct Factor.
3. The average measurement was not performed when the peak measured data under the limit of average detection.

Product : WiFi SOM Module
 Test Item : Band Edge
 Test Date : 2019/12/31
 Test Mode : Mode 3:802.11n-20 (2417MHz)

Vertical



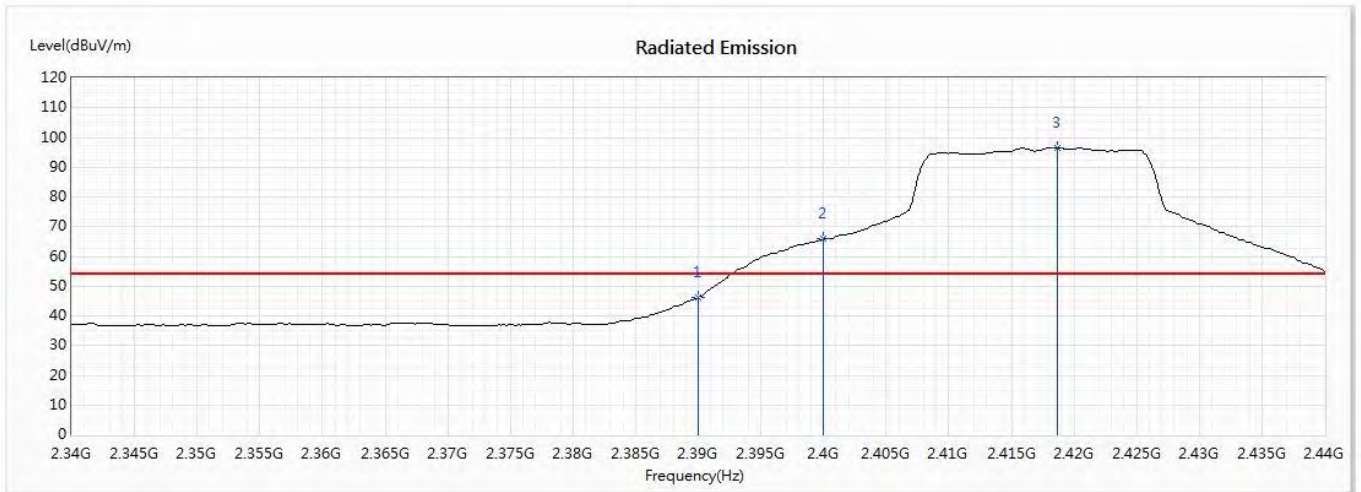
No	Frequency (MHz)	Emission Level (dBuV/m)	Limit (dBuV/m)	Margin (dB)	Reading Level (dBuV)	Correct Factor (dB/m)	Detector Type
1	2390	58.91	74.00	-15.09	46.02	12.89	PK
! 2	2400	77.31	--	--	64.35	12.96	PK
! 3	2418.116	107.45	--	--	94.36	13.09	PK

Note:

1. All readings above 1GHz are performed with peak and/or average measurements as necessary.
2. Measurement Level = Reading Level + Correct Factor.
3. The average measurement was not performed when the peak measured data under the limit of average detection.

Product : WiFi SOM Module
 Test Item : Band Edge
 Test Date : 2019/12/31
 Test Mode : Mode 3:802.11n-20 (2417MHz)

Vertical



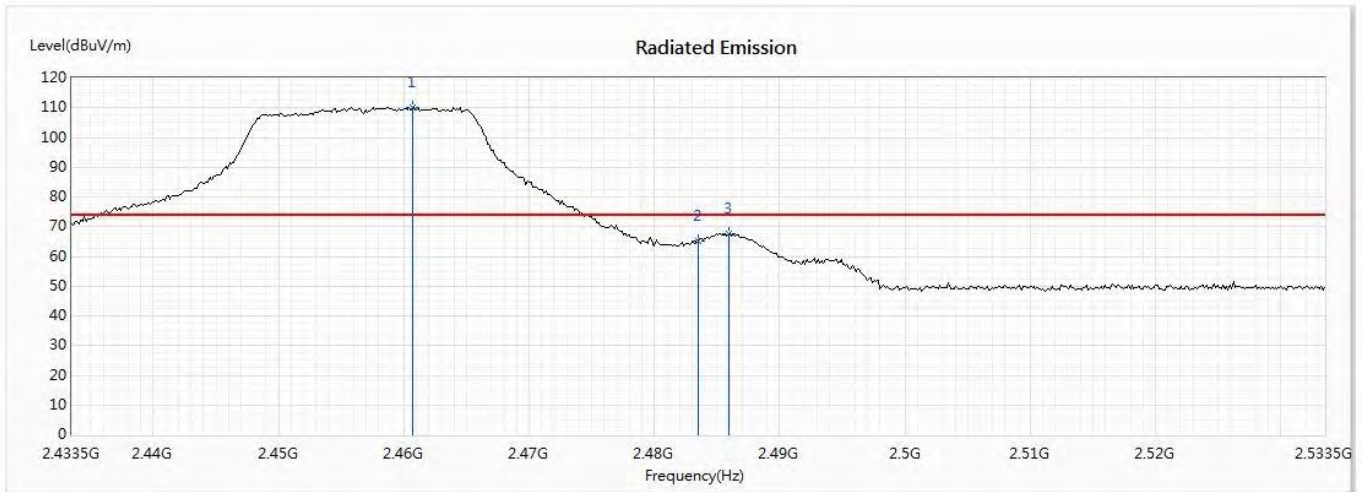
No	Frequency (MHz)	Emission Level (dBuV/m)	Limit (dBuV/m)	Margin (dB)	Reading Level (dBuV)	Correct Factor (dB/m)	Detector Type
1	2390	46.26	54.00	-7.74	33.37	12.89	AV
! 2	2400	65.78	--	--	52.82	12.96	AV
! 3	2418.696	96.49	--	--	83.40	13.09	AV

Note:

1. All readings above 1GHz are performed with peak and/or average measurements as necessary.
2. Measurement Level = Reading Level + Correct Factor.
3. The average measurement was not performed when the peak measured data under the limit of average detection.

Product : WiFi SOM Module
 Test Item : Band Edge
 Test Date : 2019/12/31
 Test Mode : Mode 3:802.11n-20 (2457MHz)

Horizontal



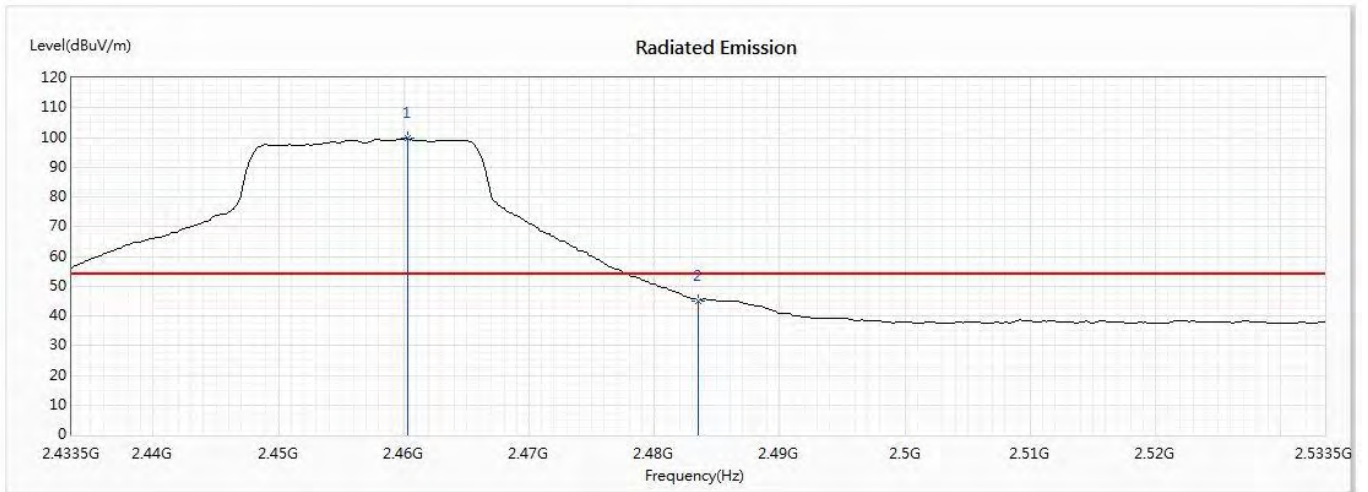
No	Frequency (MHz)	Emission Level (dBuV/m)	Limit (dBuV/m)	Margin (dB)	Reading Level (dBuV)	Correct Factor (dB/m)	Detector Type
1	2460.746	110.26	--	--	96.92	13.34	PK
2	2483.5	65.25	74.00	-8.75	51.87	13.38	PK
3	2485.964	67.70	74.00	-6.30	54.31	13.39	PK

Note:

1. All readings above 1GHz are performed with peak and/or average measurements as necessary.
2. Measurement Level = Reading Level + Correct Factor.
3. The average measurement was not performed when the peak measured data under the limit of average detection.

Product : WiFi SOM Module
 Test Item : Band Edge
 Test Date : 2019/12/31
 Test Mode : Mode 3:802.11n-20 (2457MHz)

Horizontal



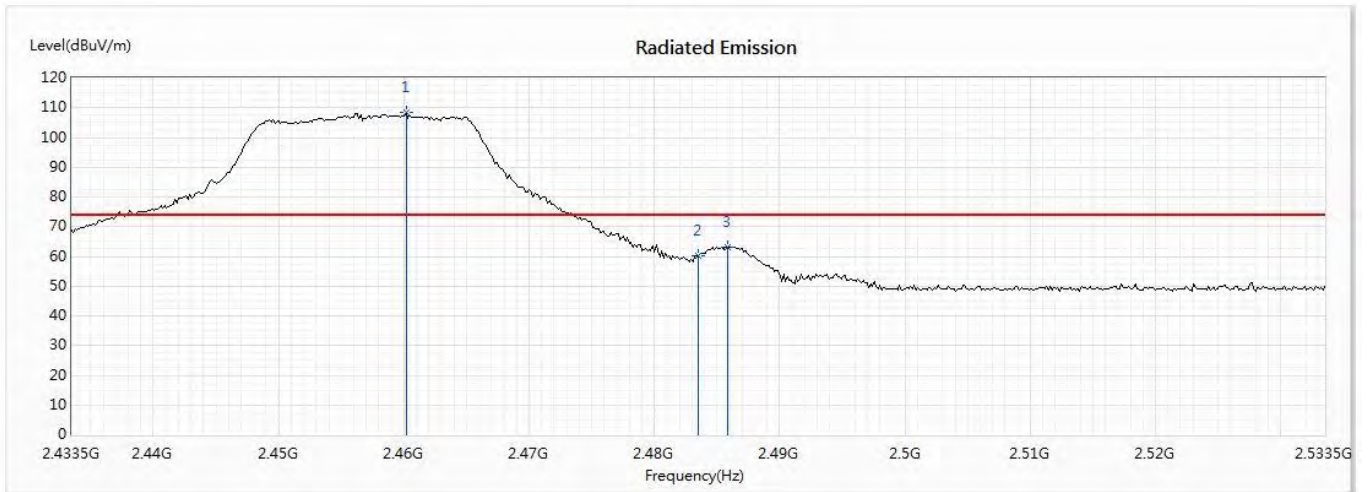
No	Frequency (MHz)	Emission Level (dBuV/m)	Limit (dBuV/m)	Margin (dB)	Reading Level (dBuV)	Correct Factor (dB/m)	Detector Type
1	2460.312	99.64	--	--	86.30	13.34	AV
2	2483.5	45.12	54.00	-8.88	31.74	13.38	AV

Note:

1. All readings above 1GHz are performed with peak and/or average measurements as necessary.
2. Measurement Level = Reading Level + Correct Factor.
3. The average measurement was not performed when the peak measured data under the limit of average detection.

Product : WiFi SOM Module
 Test Item : Band Edge
 Test Date : 2019/12/31
 Test Mode : Mode 3:802.11n-20 (2457MHz)

Vertical



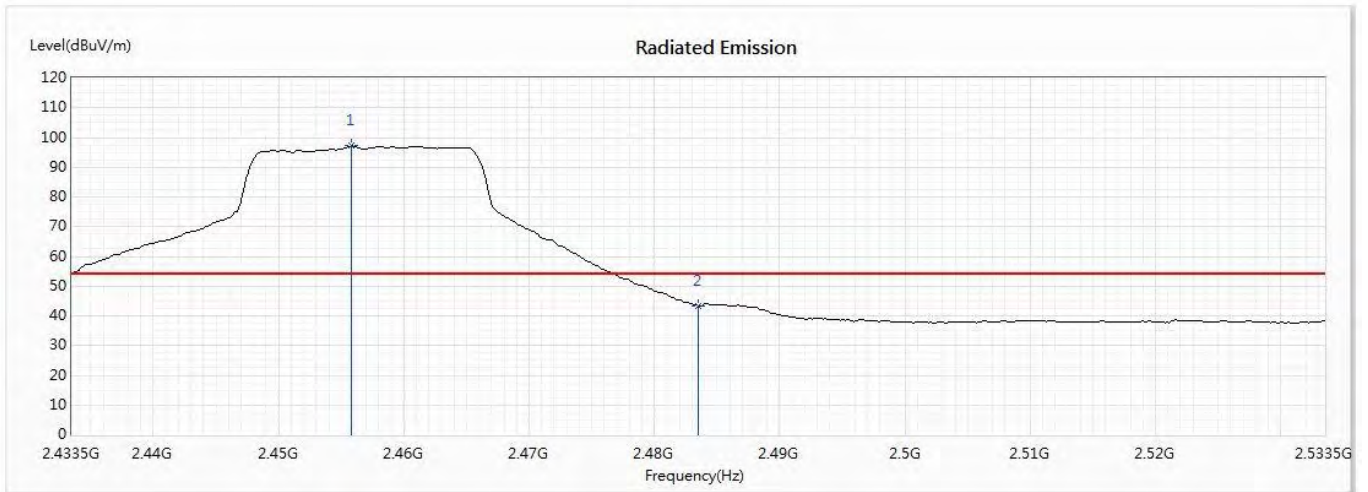
No	Frequency (MHz)	Emission Level (dBuV/m)	Limit (dBuV/m)	Margin (dB)	Reading Level (dBuV)	Correct Factor (dB/m)	Detector Type
1	2460.167	108.29	--	--	94.95	13.34	PK
2	2483.5	60.32	74.00	-13.68	46.94	13.38	PK
3	2485.819	63.24	74.00	-10.76	49.86	13.38	PK

Note:

1. All readings above 1GHz are performed with peak and/or average measurements as necessary.
2. Measurement Level = Reading Level + Correct Factor.
3. The average measurement was not performed when the peak measured data under the limit of average detection.

Product : WiFi SOM Module
 Test Item : Band Edge
 Test Date : 2019/12/31
 Test Mode : Mode 3:802.11n-20 (2457MHz)

Vertical



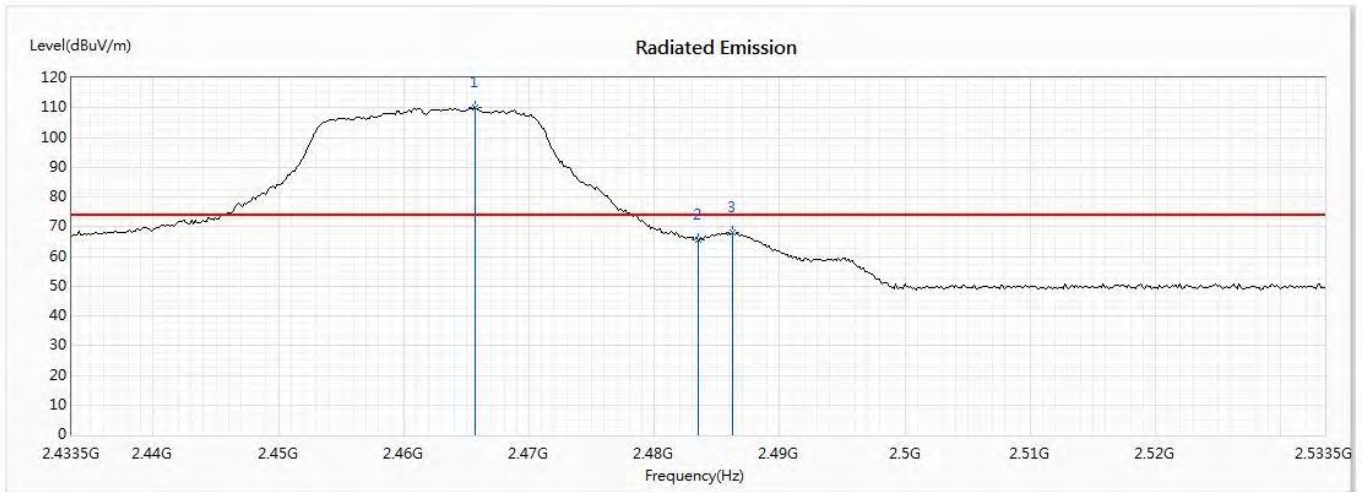
No	Frequency (MHz)	Emission Level (dBuV/m)	Limit (dBuV/m)	Margin (dB)	Reading Level (dBuV)	Correct Factor (dB/m)	Detector Type
1	2455.819	97.13	--	--	83.79	13.34	AV
2	2483.5	43.39	54.00	-10.61	30.01	13.38	AV

Note:

1. All readings above 1GHz are performed with peak and/or average measurements as necessary.
2. Measurement Level = Reading Level + Correct Factor.
3. The average measurement was not performed when the peak measured data under the limit of average detection.

Product : WiFi SOM Module
 Test Item : Band Edge
 Test Date : 2019/12/27
 Test Mode : Mode 3:802.11n-20 (2462MHz)

Horizontal



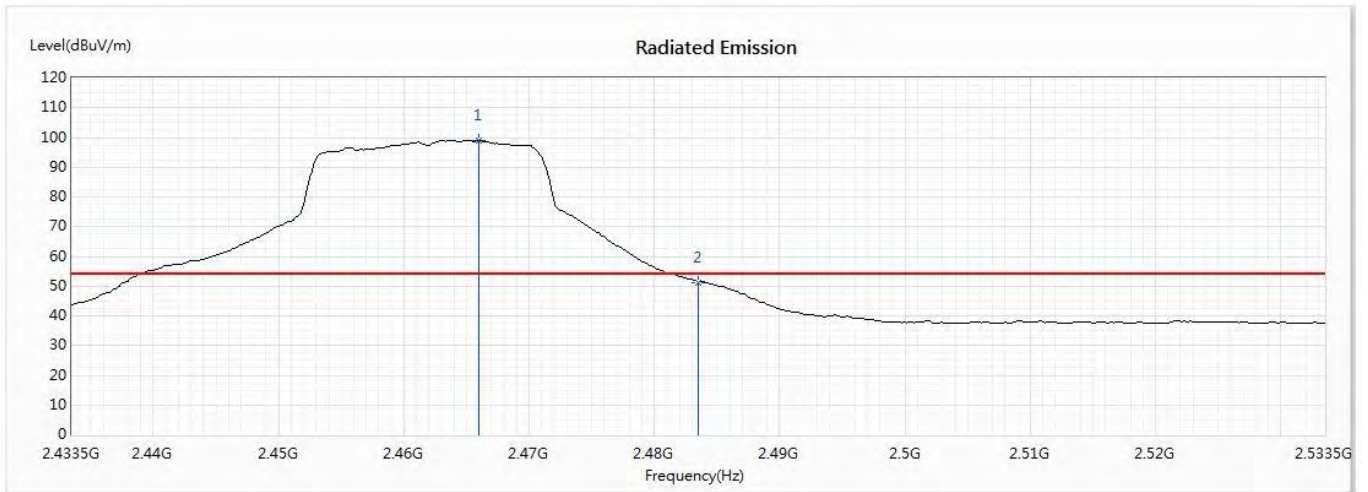
No	Frequency (MHz)	Emission Level (dBuV/m)	Limit (dBuV/m)	Margin (dB)	Reading Level (dBuV)	Correct Factor (dB/m)	Detector Type
1	2465.674	109.99	--	--	96.64	13.35	PK
2	2483.5	65.44	74.00	-8.56	52.06	13.38	PK
3	2486.254	68.12	74.00	-5.88	54.74	13.38	PK

Note:

1. All readings above 1GHz are performed with peak and/or average measurements as necessary.
2. Measurement Level = Reading Level + Correct Factor.
3. The average measurement was not performed when the peak measured data under the limit of average detection.

Product : WiFi SOM Module
 Test Item : Band Edge
 Test Date : 2019/12/27
 Test Mode : Mode 3:802.11n-20 (2462MHz)

Horizontal



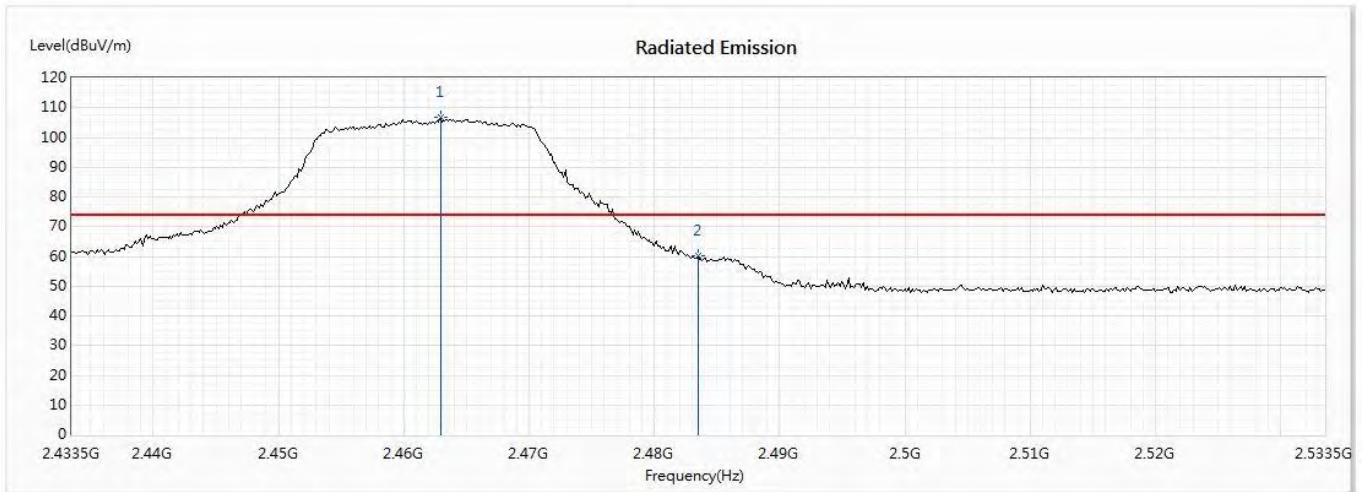
No	Frequency (MHz)	Emission Level (dBuV/m)	Limit (dBuV/m)	Margin (dB)	Reading Level (dBuV)	Correct Factor (dB/m)	Detector Type
1	2465.964	99.08	--	--	85.73	13.35	AV
2	2483.5	51.26	54.00	-2.74	37.88	13.38	AV

Note:

1. All readings above 1GHz are performed with peak and/or average measurements as necessary.
2. Measurement Level = Reading Level + Correct Factor.
3. The average measurement was not performed when the peak measured data under the limit of average detection.

Product : WiFi SOM Module
 Test Item : Band Edge
 Test Date : 2019/12/27
 Test Mode : Mode 3:802.11n-20 (2462MHz)

Vertical



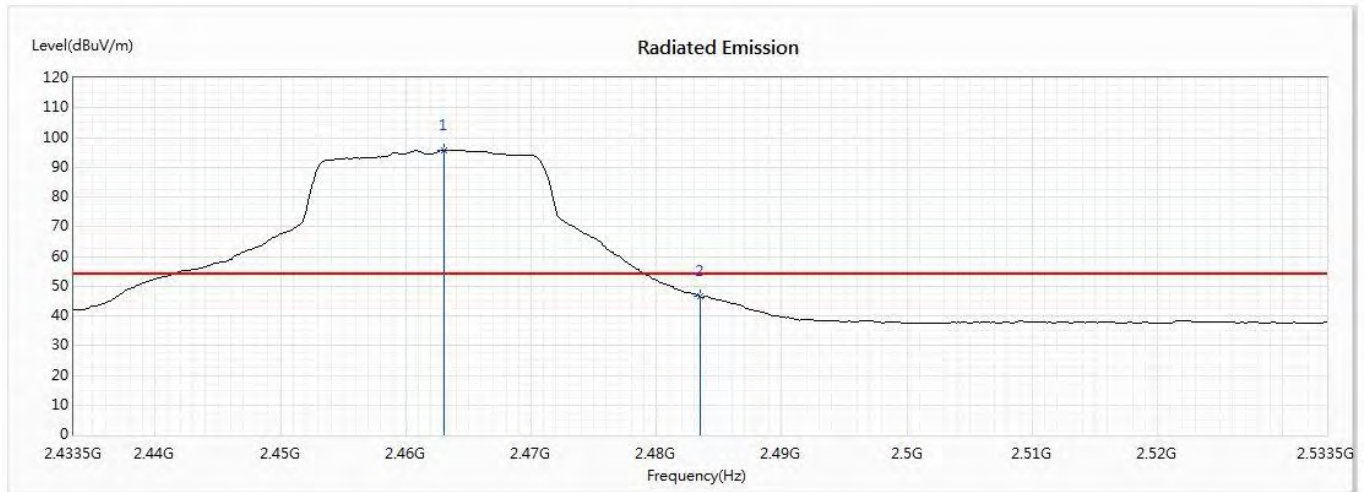
No	Frequency (MHz)	Emission Level (dBuV/m)	Limit (dBuV/m)	Margin (dB)	Reading Level (dBuV)	Correct Factor (dB/m)	Detector Type
1	2462.92	106.65	--	--	93.30	13.35	PK
2	2483.5	60.17	74.00	-13.83	46.79	13.38	PK

Note:

1. All readings above 1GHz are performed with peak and/or average measurements as necessary.
2. Measurement Level = Reading Level + Correct Factor.
3. The average measurement was not performed when the peak measured data under the limit of average detection.

Product : WiFi SOM Module
 Test Item : Band Edge
 Test Date : 2019/12/27
 Test Mode : Mode 3:802.11n-20 (2462MHz)

Vertical



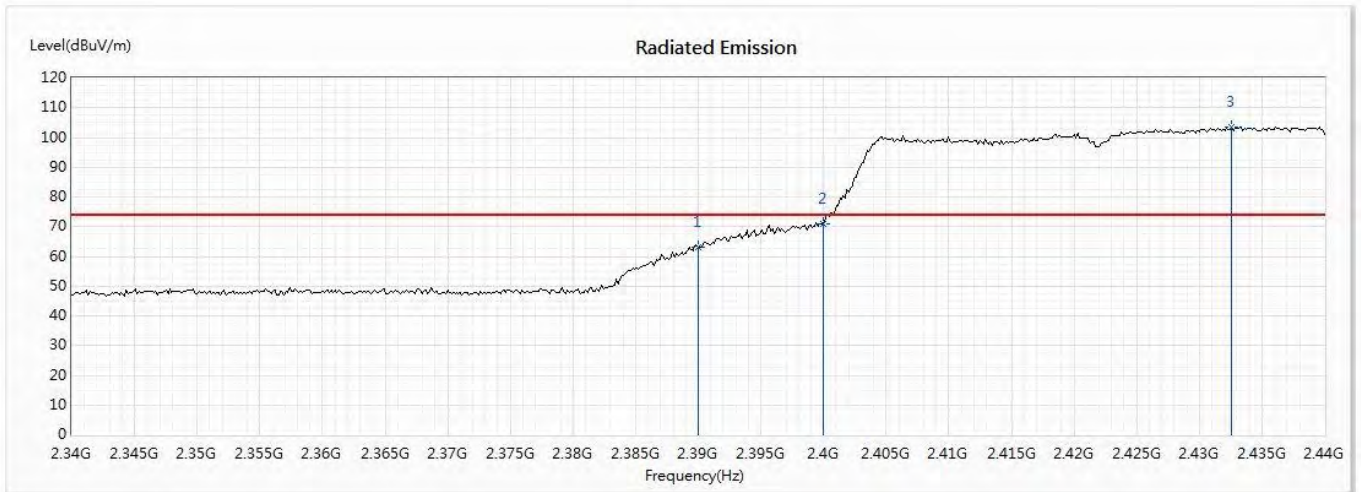
No	Frequency (MHz)	Emission Level (dBuV/m)	Limit (dBuV/m)	Margin (dB)	Reading Level (dBuV)	Correct Factor (dB/m)	Detector Type
1	2463.065	95.71	--	--	82.36	13.35	AV
2	2483.5	46.52	54.00	-7.48	33.14	13.38	AV

Note:

1. All readings above 1GHz are performed with peak and/or average measurements as necessary.
2. Measurement Level = Reading Level + Correct Factor.
3. The average measurement was not performed when the peak measured data under the limit of average detection.

Product : WiFi SOM Module
 Test Item : Band Edge
 Test Date : 2019/12/27
 Test Mode : Mode 4:802.11n-40 (2422MHz)

Horizontal



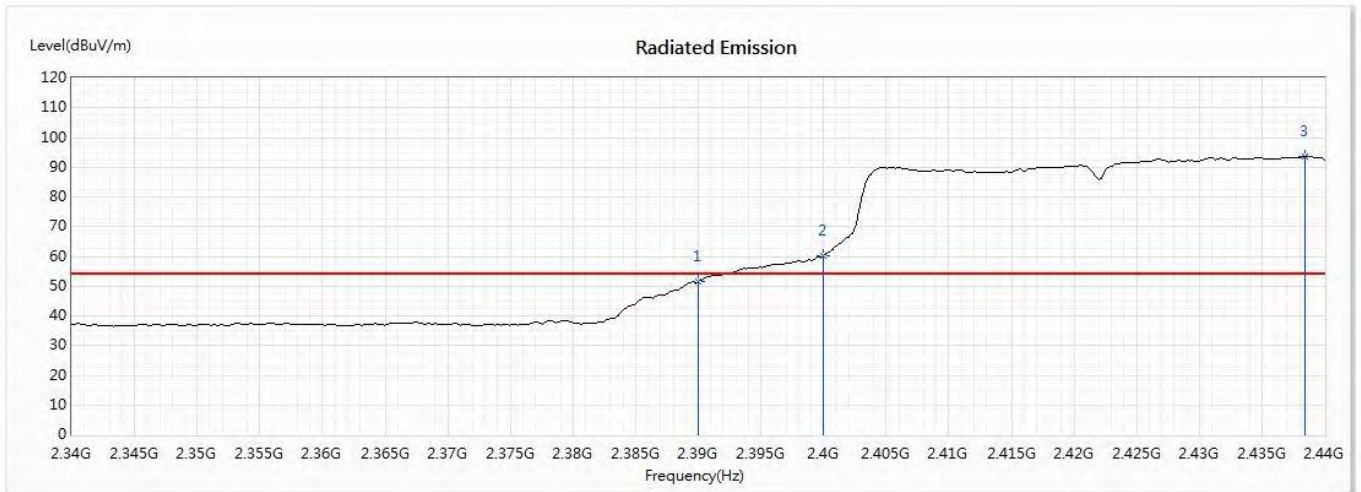
No	Frequency (MHz)	Emission Level (dBuV/m)	Limit (dBuV/m)	Margin (dB)	Reading Level (dBuV)	Correct Factor (dB/m)	Detector Type
1	2390	63.13	74.00	-10.87	50.24	12.89	PK
2	2400	71.00	--	--	58.04	12.96	PK
! 3	2432.609	103.61	--	--	90.41	13.20	PK

Note:

1. All readings above 1GHz are performed with peak and/or average measurements as necessary.
2. Measurement Level = Reading Level + Correct Factor.
3. The average measurement was not performed when the peak measured data under the limit of average detection.

Product : WiFi SOM Module
 Test Item : Band Edge
 Test Date : 2019/12/27
 Test Mode : Mode 4:802.11n-40 (2422MHz)

Horizontal



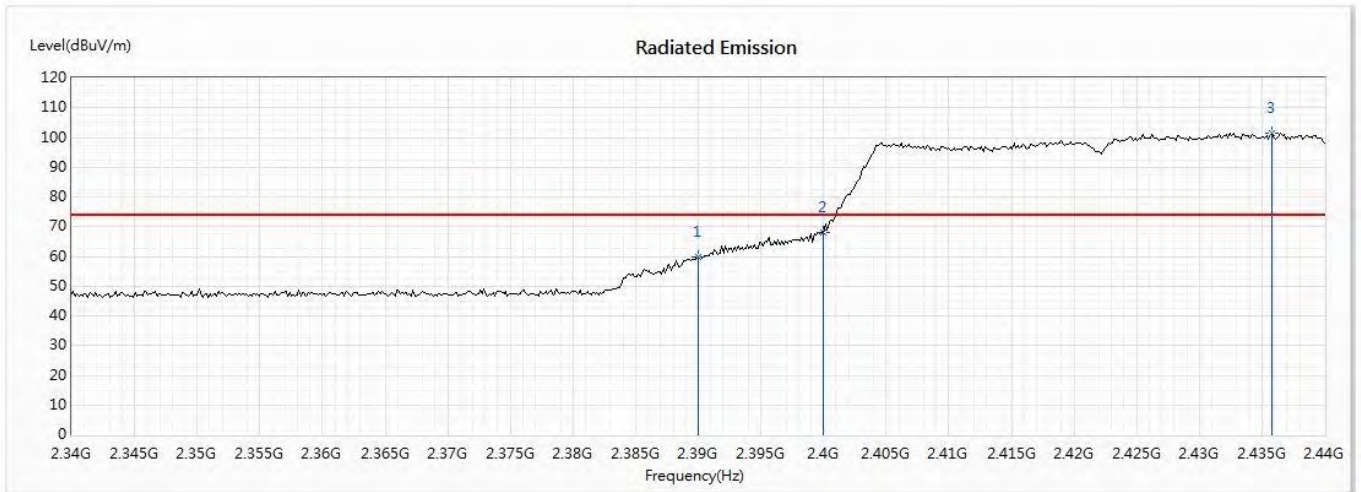
No	Frequency (MHz)	Emission Level (dBuV/m)	Limit (dBuV/m)	Margin (dB)	Reading Level (dBuV)	Correct Factor (dB/m)	Detector Type
1	2390	51.50	54.00	-2.50	38.61	12.89	AV
! 2	2400	60.13	--	--	47.17	12.96	AV
! 3	2438.406	93.62	--	--	80.37	13.25	AV

Note:

1. All readings above 1GHz are performed with peak and/or average measurements as necessary.
2. Measurement Level = Reading Level + Correct Factor.
3. The average measurement was not performed when the peak measured data under the limit of average detection.

Product : WiFi SOM Module
 Test Item : Band Edge
 Test Date : 2019/12/27
 Test Mode : Mode 4:802.11n-40 (2422MHz)

Vertical



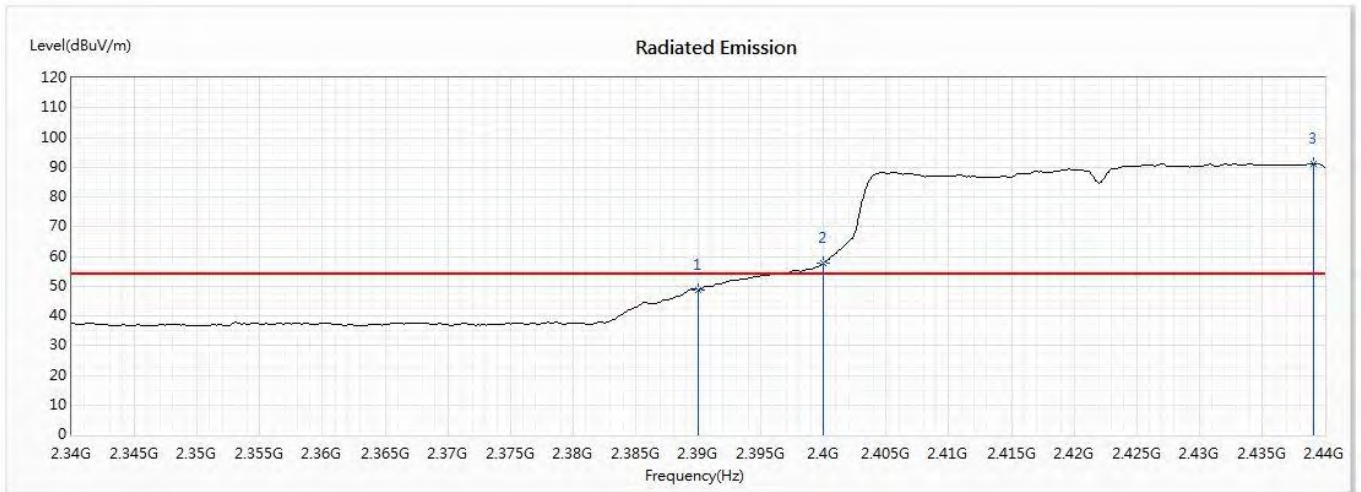
No	Frequency (MHz)	Emission Level (dBuV/m)	Limit (dBuV/m)	Margin (dB)	Reading Level (dBuV)	Correct Factor (dB/m)	Detector Type
1	2390	59.72	74.00	-14.28	46.83	12.89	PK
2	2400	67.95	--	--	54.99	12.96	PK
! 3	2435.797	101.50	--	--	88.29	13.21	PK

Note:

1. All readings above 1GHz are performed with peak and/or average measurements as necessary.
2. Measurement Level = Reading Level + Correct Factor.
3. The average measurement was not performed when the peak measured data under the limit of average detection.

Product : WiFi SOM Module
 Test Item : Band Edge
 Test Date : 2019/12/27
 Test Mode : Mode 4:802.11n-40 (2422MHz)

Vertical



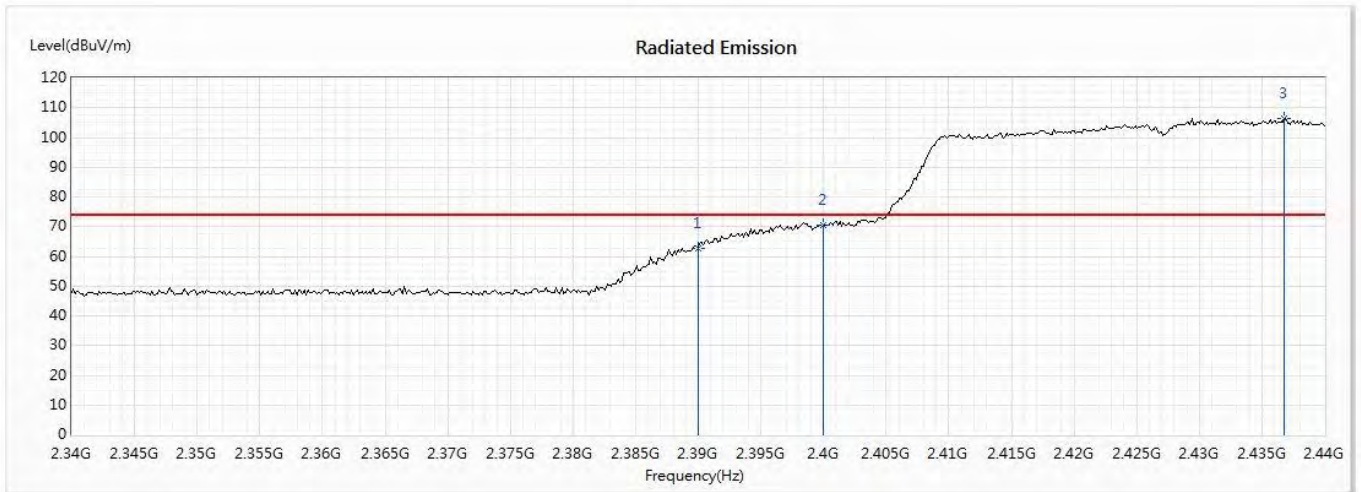
No	Frequency (MHz)	Emission Level (dBuV/m)	Limit (dBuV/m)	Margin (dB)	Reading Level (dBuV)	Correct Factor (dB/m)	Detector Type
1	2390	48.82	54.00	-5.18	35.93	12.89	AV
! 2	2400	57.76	--	--	44.80	12.96	AV
! 3	2439.13	91.32	--	--	78.07	13.25	AV

Note:

1. All readings above 1GHz are performed with peak and/or average measurements as necessary.
2. Measurement Level = Reading Level + Correct Factor.
3. The average measurement was not performed when the peak measured data under the limit of average detection.

Product : WiFi SOM Module
 Test Item : Band Edge
 Test Date : 2019/12/27
 Test Mode : Mode 4:802.11n-40 (2427MHz)

Horizontal



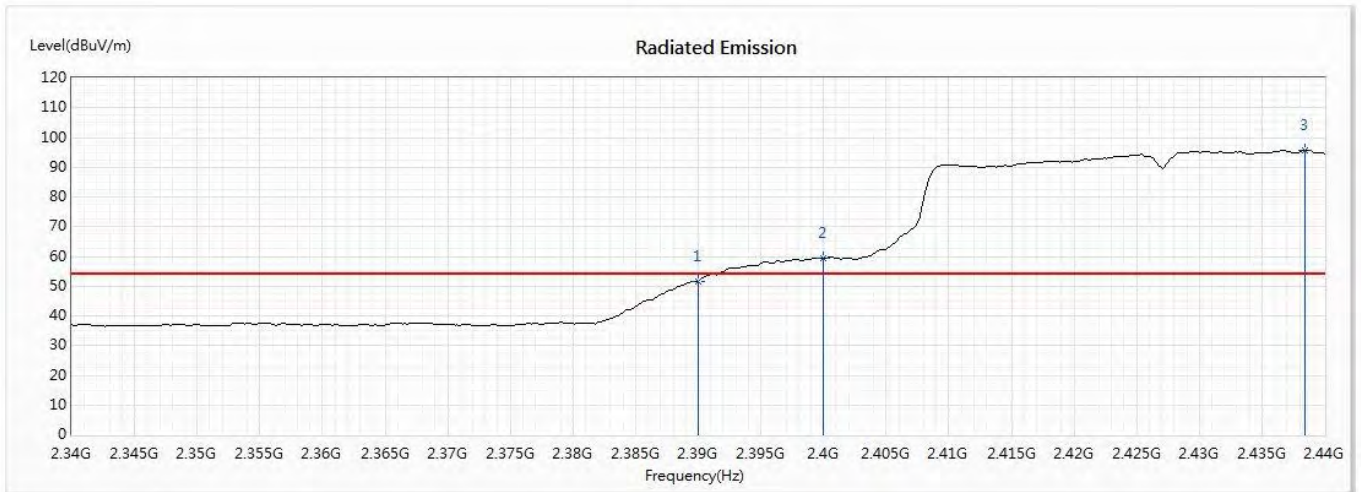
No	Frequency (MHz)	Emission Level (dBuV/m)	Limit (dBuV/m)	Margin (dB)	Reading Level (dBuV)	Correct Factor (dB/m)	Detector Type
1	2390	62.76	74.00	-11.24	49.87	12.89	PK
2	2400	70.37	--	--	57.41	12.96	PK
! 3	2436.812	106.35	--	--	93.13	13.22	PK

Note:

1. All readings above 1GHz are performed with peak and/or average measurements as necessary.
2. Measurement Level = Reading Level + Correct Factor.
3. The average measurement was not performed when the peak measured data under the limit of average detection.

Product : WiFi SOM Module
 Test Item : Band Edge
 Test Date : 2019/12/27
 Test Mode : Mode 4:802.11n-40 (2427MHz)

Horizontal



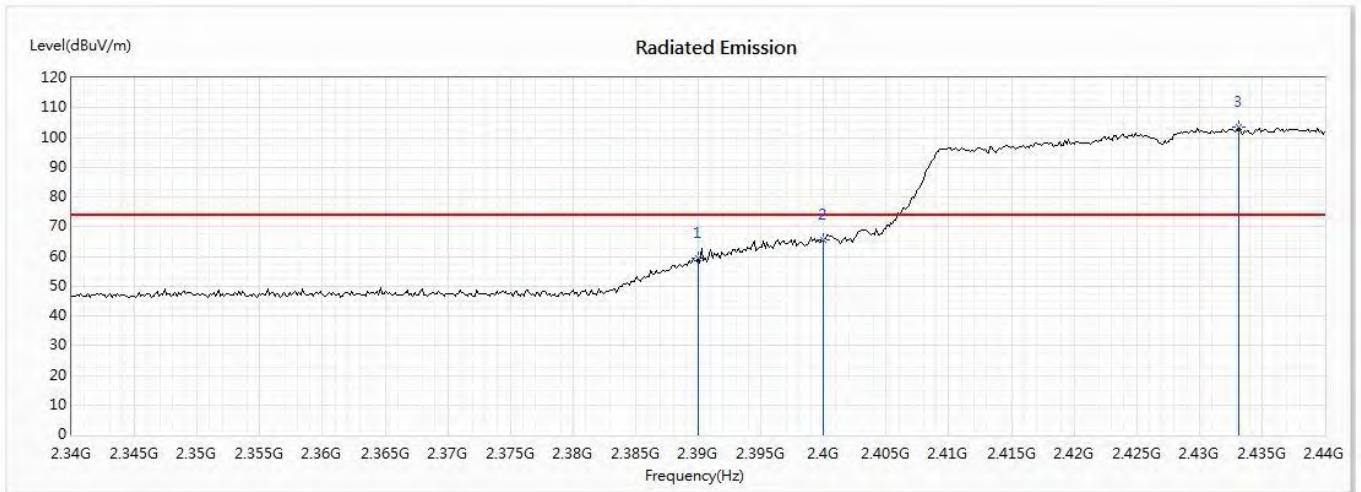
No	Frequency (MHz)	Emission Level (dBuV/m)	Limit (dBuV/m)	Margin (dB)	Reading Level (dBuV)	Correct Factor (dB/m)	Detector Type
1	2390	51.60	54.00	-2.40	38.71	12.89	AV
! 2	2400	59.50	--	--	46.54	12.96	AV
! 3	2438.406	95.79	--	--	82.54	13.25	AV

Note:

1. All readings above 1GHz are performed with peak and/or average measurements as necessary.
2. Measurement Level = Reading Level + Correct Factor.
3. The average measurement was not performed when the peak measured data under the limit of average detection.

Product : WiFi SOM Module
 Test Item : Band Edge
 Test Date : 2019/12/27
 Test Mode : Mode 4:802.11n-40 (2427MHz)

Vertical



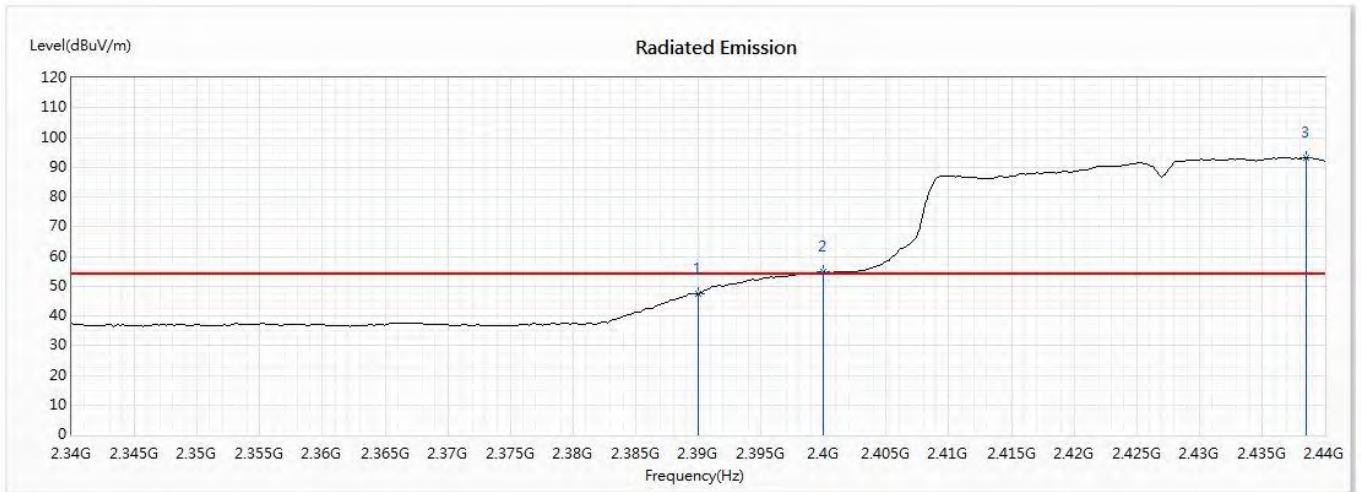
No	Frequency (MHz)	Emission Level (dBuV/m)	Limit (dBuV/m)	Margin (dB)	Reading Level (dBuV)	Correct Factor (dB/m)	Detector Type
1	2390	59.58	74.00	-14.42	46.69	12.89	PK
2	2400	65.64	--	--	52.68	12.96	PK
! 3	2433.188	103.42	--	--	90.22	13.20	PK

Note:

1. All readings above 1GHz are performed with peak and/or average measurements as necessary.
2. Measurement Level = Reading Level + Correct Factor.
3. The average measurement was not performed when the peak measured data under the limit of average detection.

Product : WiFi SOM Module
 Test Item : Band Edge
 Test Date : 2019/12/27
 Test Mode : Mode 4:802.11n-40 (2427MHz)

Vertical



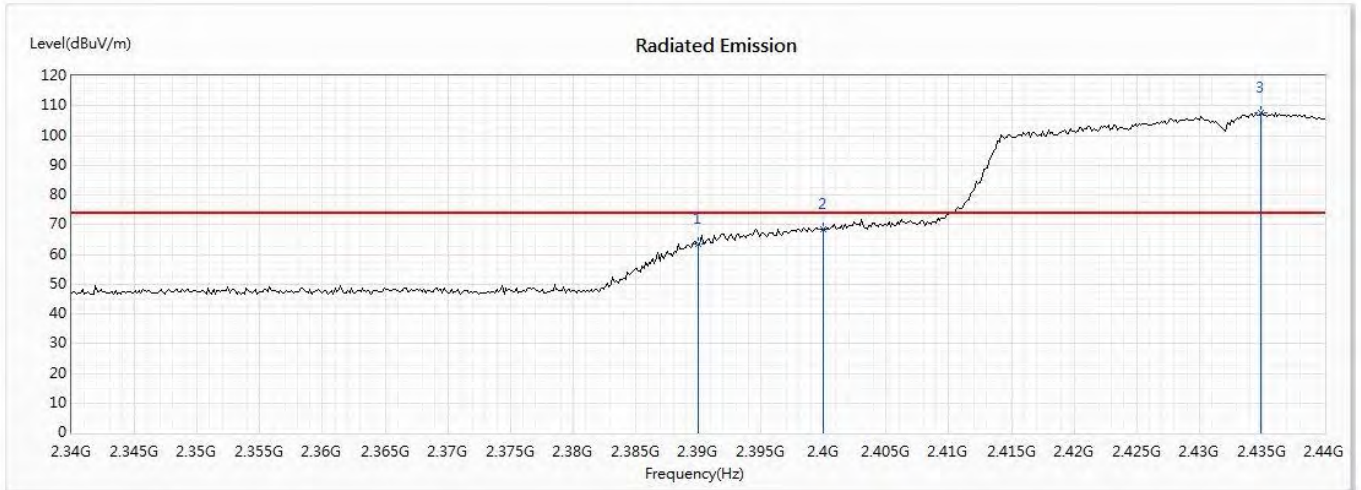
No	Frequency (MHz)	Emission Level (dBuV/m)	Limit (dBuV/m)	Margin (dB)	Reading Level (dBuV)	Correct Factor (dB/m)	Detector Type
1	2390	47.55	54.00	-6.45	34.66	12.89	AV
! 2	2400	54.72	--	--	41.76	12.96	AV
! 3	2438.551	93.24	--	--	79.99	13.25	AV

Note:

1. All readings above 1GHz are performed with peak and/or average measurements as necessary.
2. Measurement Level = Reading Level + Correct Factor.
3. The average measurement was not performed when the peak measured data under the limit of average detection.

Product : WiFi SOM Module
 Test Item : Band Edge
 Test Date : 2020/01/06
 Test Mode : Mode 4:802.11n-40 (2432MHz)

Horizontal



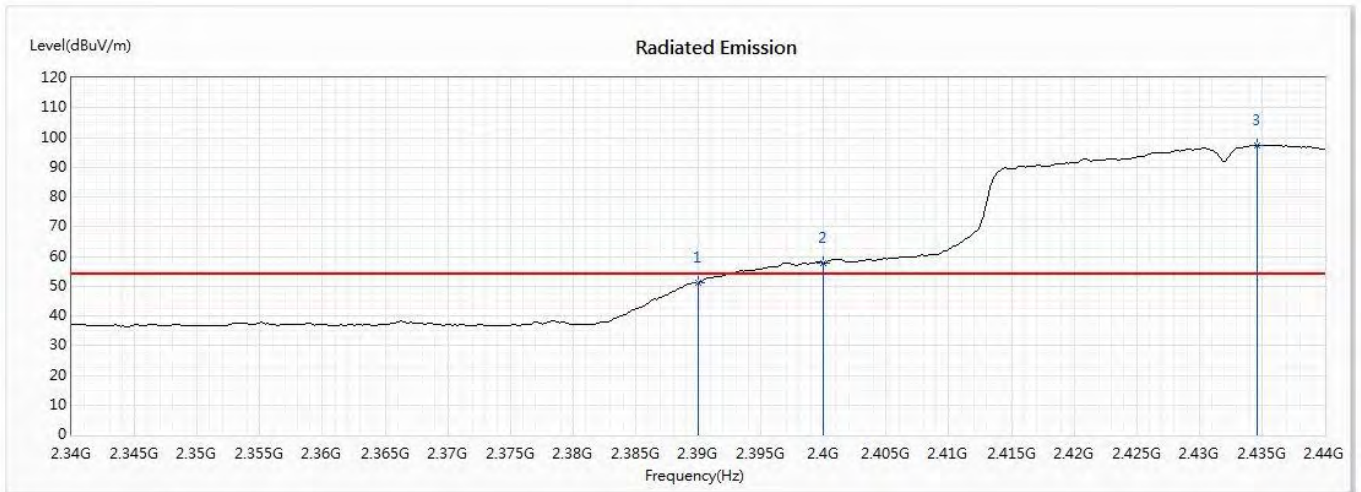
No	Frequency (MHz)	Emission Level (dBuV/m)	Limit (dBuV/m)	Margin (dB)	Reading Level (dBuV)	Correct Factor (dB/m)	Detector Type
1	2390	63.40	74.00	-10.60	50.51	12.89	PK
2	2400	68.39	--	--	55.43	12.96	PK
! 3	2434.928	107.70	--	--	94.49	13.21	PK

Note:

1. All readings above 1GHz are performed with peak and/or average measurements as necessary.
2. Measurement Level = Reading Level + Correct Factor.
3. The average measurement was not performed when the peak measured data under the limit of average detection.

Product : WiFi SOM Module
 Test Item : Band Edge
 Test Date : 2020/01/06
 Test Mode : Mode 4:802.11n-40 (2432MHz)

Horizontal



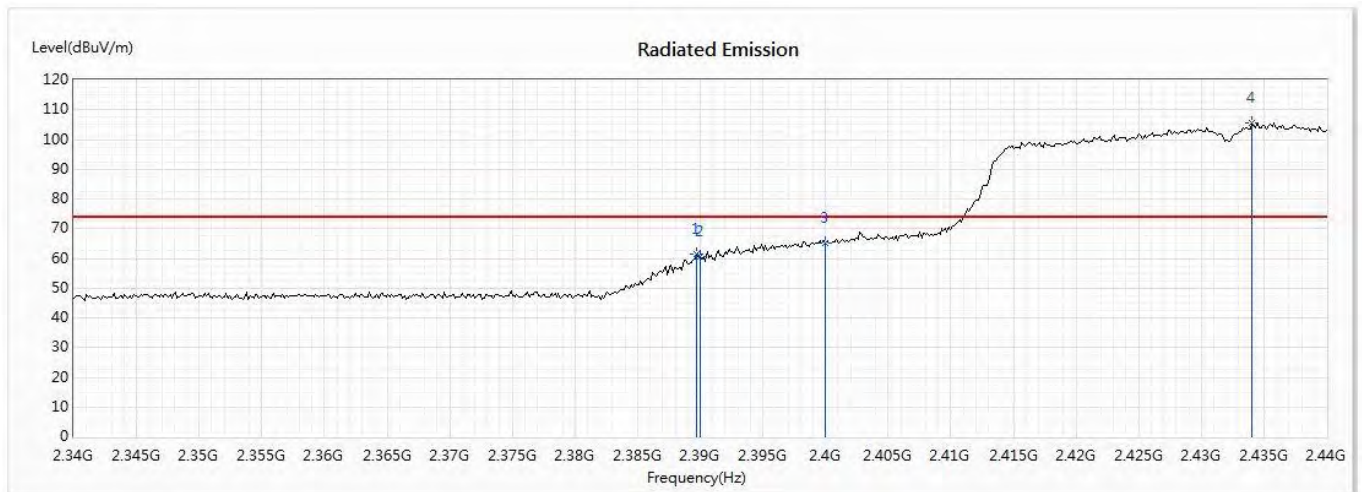
No	Frequency (MHz)	Emission Level (dBuV/m)	Limit (dBuV/m)	Margin (dB)	Reading Level (dBuV)	Correct Factor (dB/m)	Detector Type
1	2390	50.95	54.00	-3.05	38.06	12.89	AV
! 2	2400	57.85	--	--	44.89	12.96	AV
! 3	2434.638	97.38	--	--	84.17	13.21	AV

Note:

1. All readings above 1GHz are performed with peak and/or average measurements as necessary.
2. Measurement Level = Reading Level + Correct Factor.
3. The average measurement was not performed when the peak measured data under the limit of average detection.

Product : WiFi SOM Module
 Test Item : Band Edge
 Test Date : 2020/01/06
 Test Mode : Mode 4:802.11n-40 (2432MHz)

Vertical



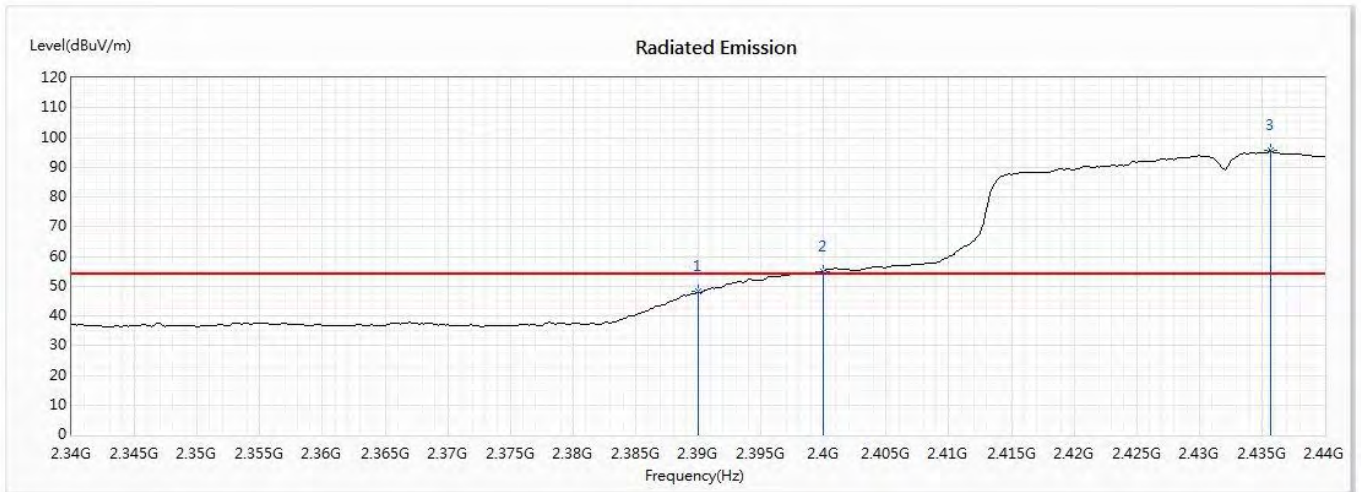
No	Frequency (MHz)	Emission Level (dBuV/m)	Limit (dBuV/m)	Margin (dB)	Reading Level (dBuV)	Correct Factor (dB/m)	Detector Type
1	2389.71	61.46	74.00	-12.54	48.57	12.89	PK
2	2390	60.61	74.00	-13.39	47.72	12.89	PK
3	2400	65.04	--	--	52.08	12.96	PK
! 4	2434.058	105.62	--	--	92.42	13.20	PK

Note:

1. All readings above 1GHz are performed with peak and/or average measurements as necessary.
2. Measurement Level = Reading Level + Correct Factor.
3. The average measurement was not performed when the peak measured data under the limit of average detection.

Product : WiFi SOM Module
 Test Item : Band Edge
 Test Date : 2020/01/06
 Test Mode : Mode 4:802.11n-40 (2432MHz)

Vertical



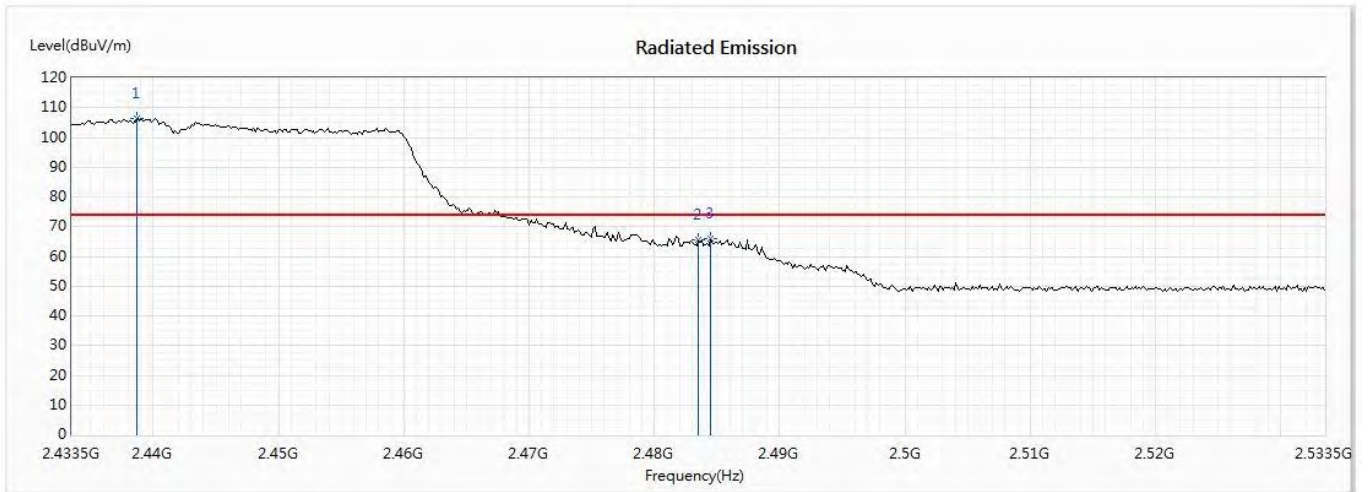
No	Frequency (MHz)	Emission Level (dBuV/m)	Limit (dBuV/m)	Margin (dB)	Reading Level (dBuV)	Correct Factor (dB/m)	Detector Type
1	2390	48.05	54.00	-5.95	35.16	12.89	AV
! 2	2400	55.03	--	--	42.07	12.96	AV
! 3	2435.652	95.49	--	--	82.28	13.21	AV

Note:

1. All readings above 1GHz are performed with peak and/or average measurements as necessary.
2. Measurement Level = Reading Level + Correct Factor.
3. The average measurement was not performed when the peak measured data under the limit of average detection.

Product : WiFi SOM Module
 Test Item : Band Edge
 Test Date : 2019/12/31
 Test Mode : Mode 4:802.11n-40 (2442MHz)

Horizontal



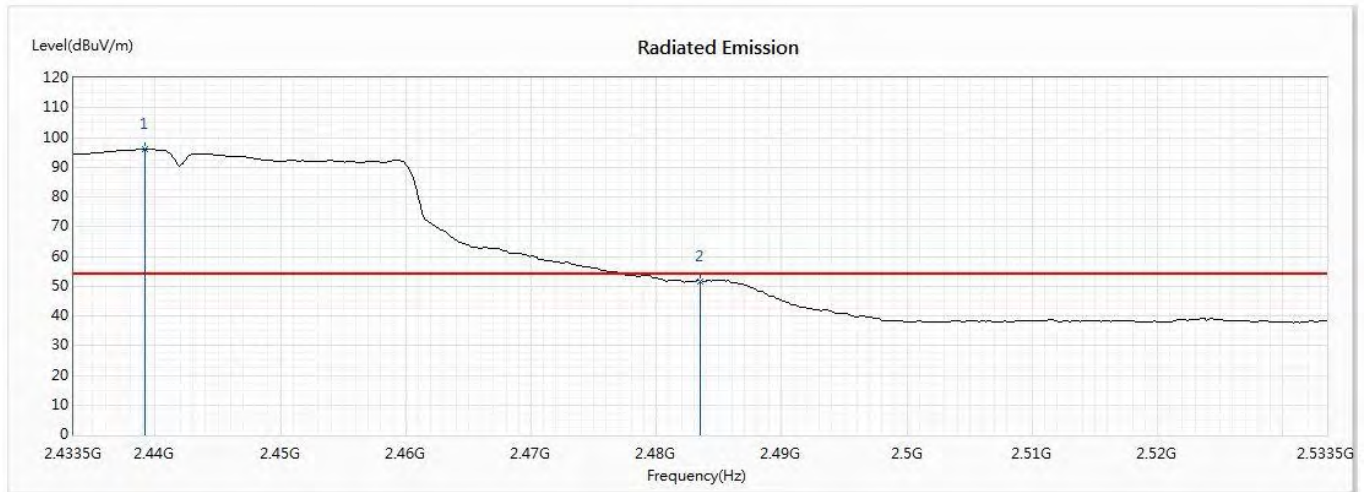
No	Frequency (MHz)	Emission Level (dBuV/m)	Limit (dBuV/m)	Margin (dB)	Reading Level (dBuV)	Correct Factor (dB/m)	Detector Type
1	2438.717	106.48	--	--	93.23	13.25	PK
2	2483.5	65.45	74.00	-8.55	52.07	13.38	PK
3	2484.514	66.06	74.00	-7.94	52.68	13.38	PK

Note:

1. All readings above 1GHz are performed with peak and/or average measurements as necessary.
2. Measurement Level = Reading Level + Correct Factor.
3. The average measurement was not performed when the peak measured data under the limit of average detection.

Product : WiFi SOM Module
 Test Item : Band Edge
 Test Date : 2019/12/31
 Test Mode : Mode 4:802.11n-40 (2442MHz)

Horizontal



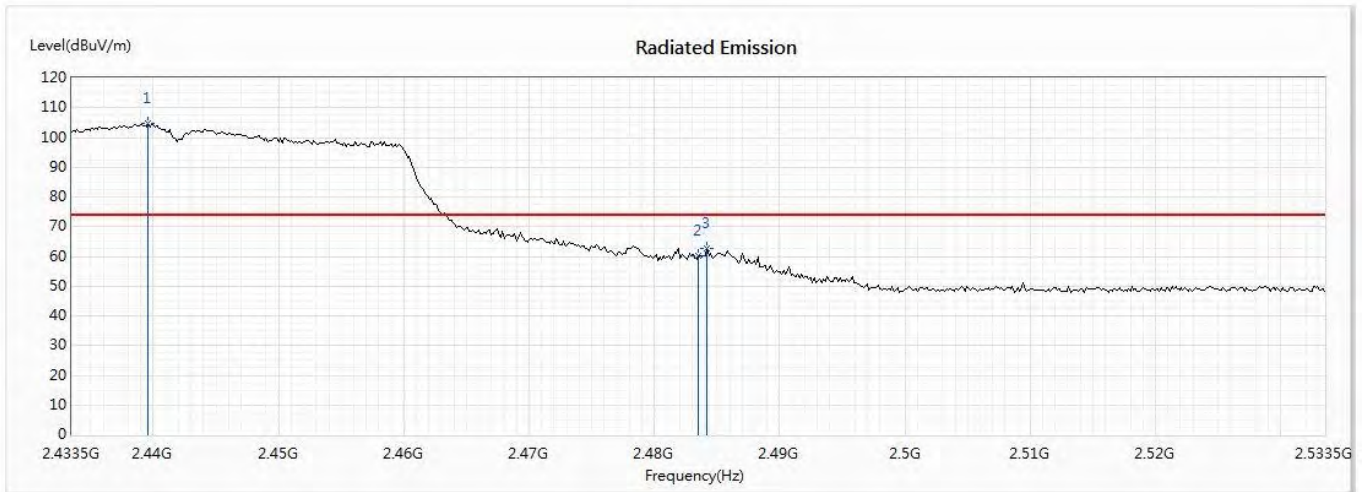
No	Frequency (MHz)	Emission Level (dBuV/m)	Limit (dBuV/m)	Margin (dB)	Reading Level (dBuV)	Correct Factor (dB/m)	Detector Type
1	2439.152	96.07	--	--	82.82	13.25	AV
2	2483.5	51.70	54.00	-2.30	38.32	13.38	AV

Note:

1. All readings above 1GHz are performed with peak and/or average measurements as necessary.
2. Measurement Level = Reading Level + Correct Factor.
3. The average measurement was not performed when the peak measured data under the limit of average detection.

Product : WiFi SOM Module
 Test Item : Band Edge
 Test Date : 2019/12/31
 Test Mode : Mode 4:802.11n-40 (2442MHz)

Vertical



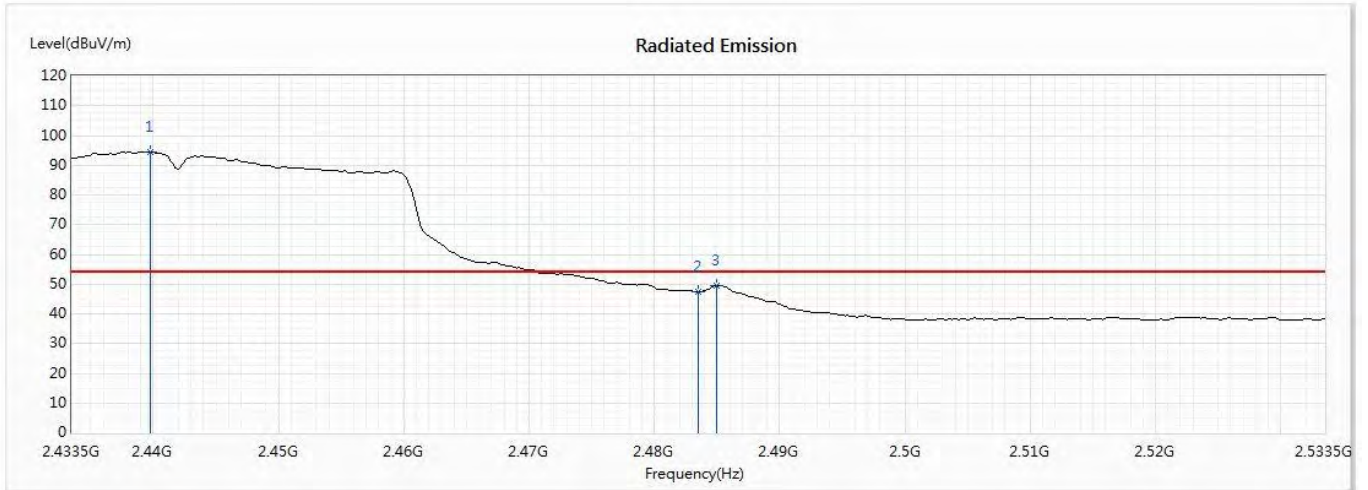
No	Frequency (MHz)	Emission Level (dBuV/m)	Limit (dBuV/m)	Margin (dB)	Reading Level (dBuV)	Correct Factor (dB/m)	Detector Type
1	2439.587	104.93	--	--	91.68	13.25	PK
2	2483.5	60.05	74.00	-13.95	46.67	13.38	PK
3	2484.225	62.80	74.00	-11.20	49.42	13.38	PK

Note:

1. All readings above 1GHz are performed with peak and/or average measurements as necessary.
2. Measurement Level = Reading Level + Correct Factor.
3. The average measurement was not performed when the peak measured data under the limit of average detection.

Product : WiFi SOM Module
 Test Item : Band Edge
 Test Date : 2019/12/31
 Test Mode : Mode 4:802.11n-40 (2442MHz)

Vertical



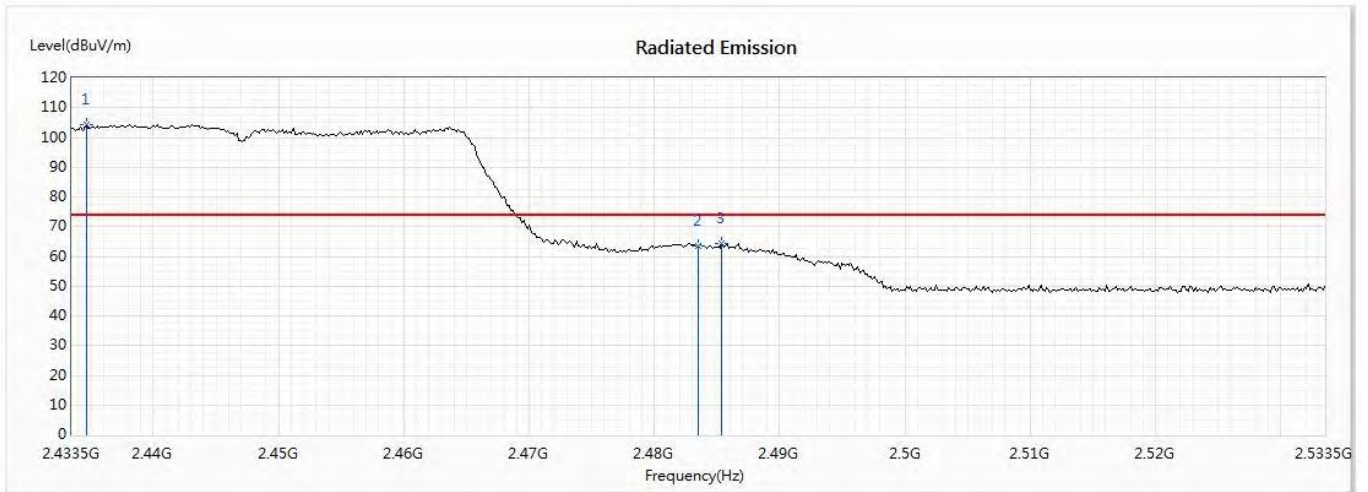
No	Frequency (MHz)	Emission Level (dBuV/m)	Limit (dBuV/m)	Margin (dB)	Reading Level (dBuV)	Correct Factor (dB/m)	Detector Type
1	2439.732	94.61	--	--	81.36	13.25	AV
2	2483.5	47.47	54.00	-6.53	34.09	13.38	AV
3	2484.949	49.55	54.00	-4.45	36.17	13.38	AV

Note:

1. All readings above 1GHz are performed with peak and/or average measurements as necessary.
2. Measurement Level = Reading Level + Correct Factor.
3. The average measurement was not performed when the peak measured data under the limit of average detection.

Product : WiFi SOM Module
 Test Item : Band Edge
 Test Date : 2020/01/06
 Test Mode : Mode 4:802.11n-40 (2447MHz)

Horizontal



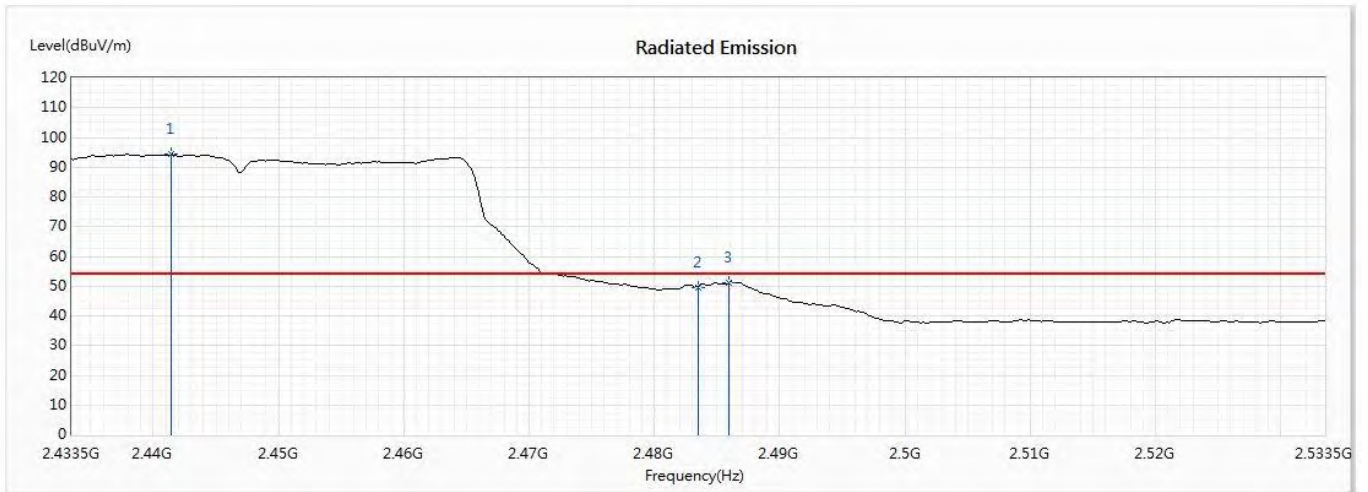
No	Frequency (MHz)	Emission Level (dBuV/m)	Limit (dBuV/m)	Margin (dB)	Reading Level (dBuV)	Correct Factor (dB/m)	Detector Type
1	2434.659	104.20	--	--	90.99	13.21	PK
2	2483.5	63.41	74.00	-10.59	50.03	13.38	PK
3	2485.384	64.41	74.00	-9.59	51.03	13.38	PK

Note:

1. All readings above 1GHz are performed with peak and/or average measurements as necessary.
2. Measurement Level = Reading Level + Correct Factor.
3. The average measurement was not performed when the peak measured data under the limit of average detection.

Product : WiFi SOM Module
 Test Item : Band Edge
 Test Date : 2020/01/06
 Test Mode : Mode 4:802.11n-40 (2447MHz)

Horizontal



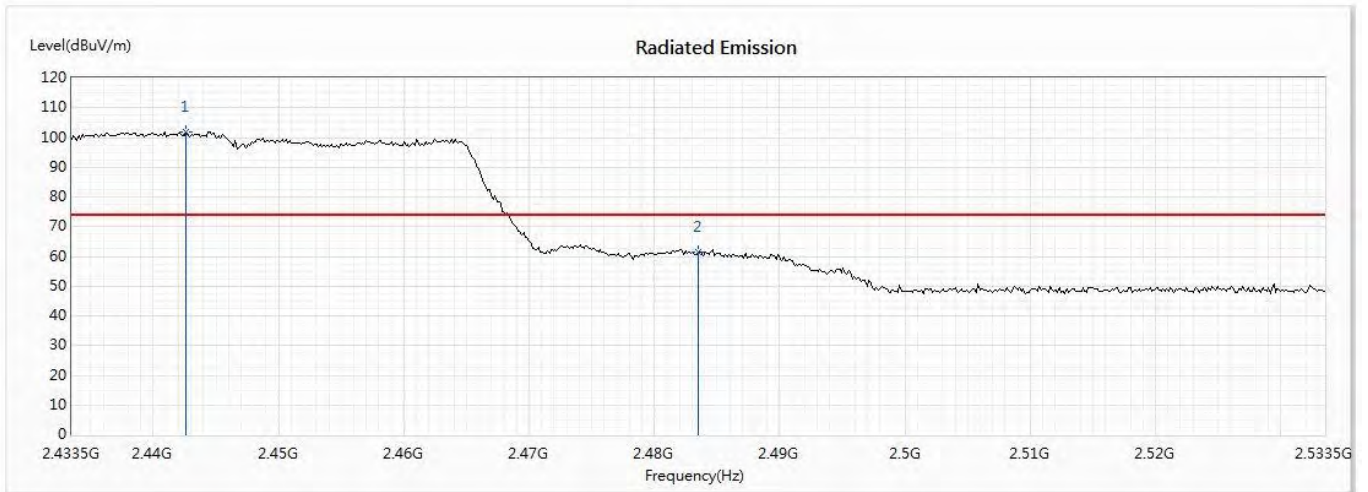
No	Frequency (MHz)	Emission Level (dBuV/m)	Limit (dBuV/m)	Margin (dB)	Reading Level (dBuV)	Correct Factor (dB/m)	Detector Type
1	2441.471	94.31	--	--	81.05	13.26	AV
2	2483.5	49.67	54.00	-4.33	36.29	13.38	AV
3	2485.964	51.21	54.00	-2.79	37.82	13.39	AV

Note:

1. All readings above 1GHz are performed with peak and/or average measurements as necessary.
2. Measurement Level = Reading Level + Correct Factor.
3. The average measurement was not performed when the peak measured data under the limit of average detection.

Product : WiFi SOM Module
 Test Item : Band Edge
 Test Date : 2020/01/06
 Test Mode : Mode 4:802.11n-40 (2447MHz)

Vertical



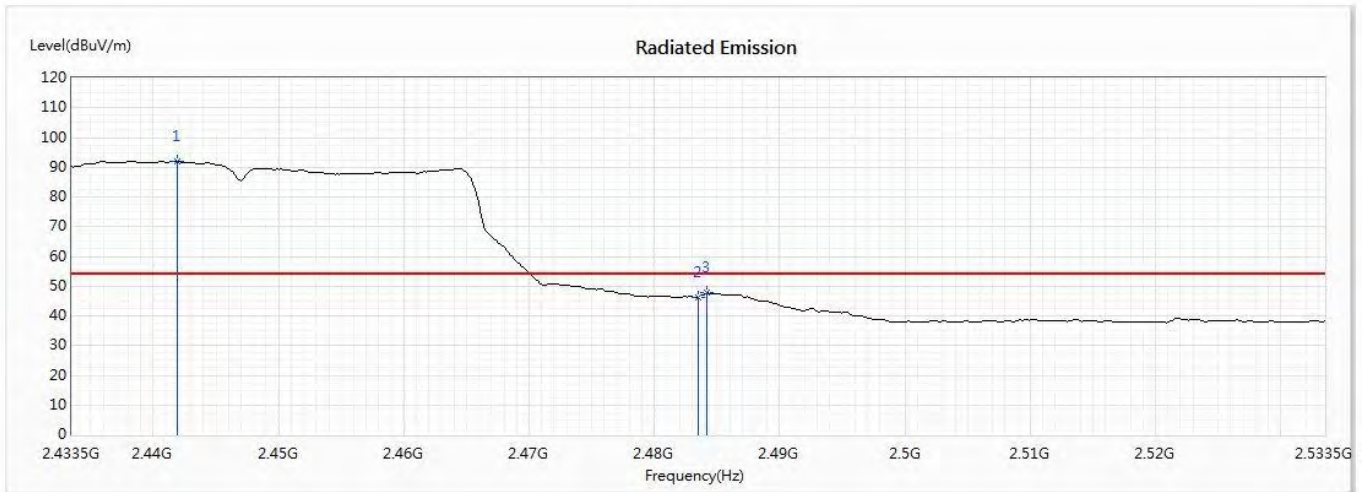
No	Frequency (MHz)	Emission Level (dBuV/m)	Limit (dBuV/m)	Margin (dB)	Reading Level (dBuV)	Correct Factor (dB/m)	Detector Type
1	2442.63	101.74	--	--	88.46	13.28	PK
2	2483.5	61.53	74.00	-12.47	48.15	13.38	PK

Note:

1. All readings above 1GHz are performed with peak and/or average measurements as necessary.
2. Measurement Level = Reading Level + Correct Factor.
3. The average measurement was not performed when the peak measured data under the limit of average detection.

Product : WiFi SOM Module
 Test Item : Band Edge
 Test Date : 2020/01/06
 Test Mode : Mode 4:802.11n-40 (2447MHz)

Vertical



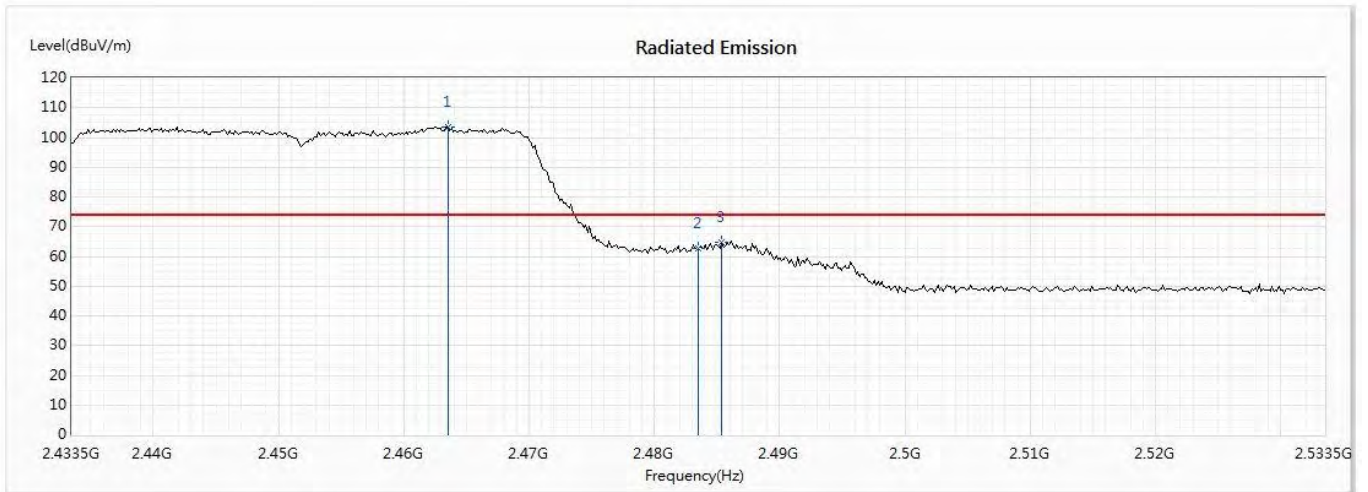
No	Frequency (MHz)	Emission Level (dBuV/m)	Limit (dBuV/m)	Margin (dB)	Reading Level (dBuV)	Correct Factor (dB/m)	Detector Type
1	2441.906	92.01	--	--	78.74	13.27	AV
2	2483.5	46.32	54.00	-7.68	32.94	13.38	AV
3	2484.225	47.64	54.00	-6.36	34.26	13.38	AV

Note:

1. All readings above 1GHz are performed with peak and/or average measurements as necessary.
2. Measurement Level = Reading Level + Correct Factor.
3. The average measurement was not performed when the peak measured data under the limit of average detection.

Product : WiFi SOM Module
 Test Item : Band Edge
 Test Date : 2019/12/27
 Test Mode : Mode 4:802.11n-40 (2452MHz)

Horizontal



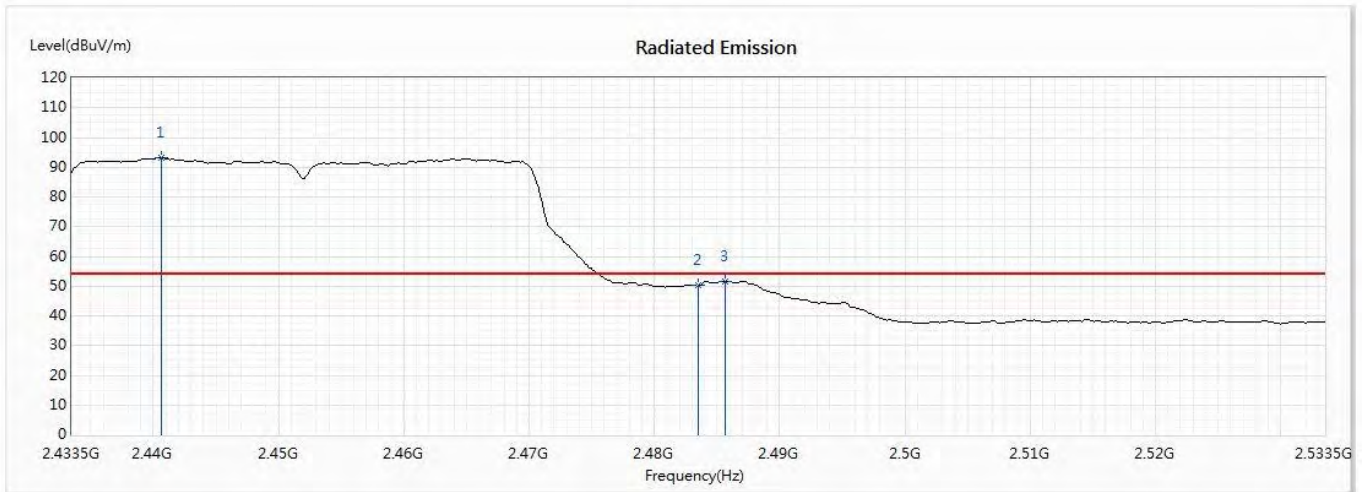
No	Frequency (MHz)	Emission Level (dBuV/m)	Limit (dBuV/m)	Margin (dB)	Reading Level (dBuV)	Correct Factor (dB/m)	Detector Type
1	2463.5	103.67	--	--	90.32	13.35	PK
2	2483.5	62.65	74.00	-11.35	49.27	13.38	PK
3	2485.384	64.84	74.00	-9.16	51.46	13.38	PK

Note:

1. All readings above 1GHz are performed with peak and/or average measurements as necessary.
2. Measurement Level = Reading Level + Correct Factor.
3. The average measurement was not performed when the peak measured data under the limit of average detection.

Product : WiFi SOM Module
 Test Item : Band Edge
 Test Date : 2019/12/27
 Test Mode : Mode 4:802.11n-40 (2452MHz)

Horizontal



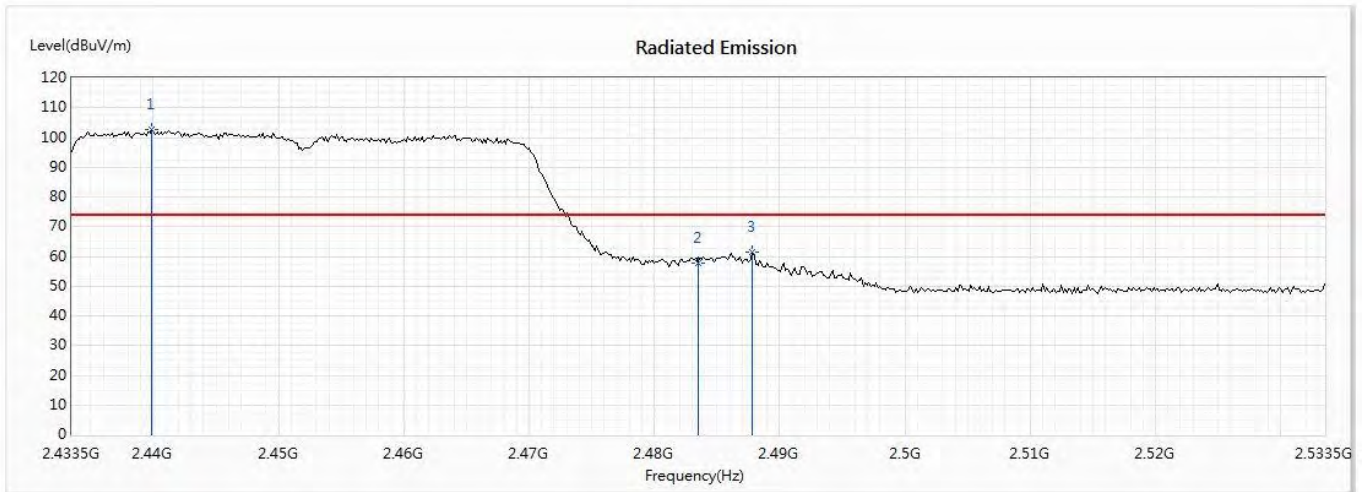
No	Frequency (MHz)	Emission Level (dBuV/m)	Limit (dBuV/m)	Margin (dB)	Reading Level (dBuV)	Correct Factor (dB/m)	Detector Type
1	2440.601	93.26	--	--	80.00	13.26	AV
2	2483.5	50.19	54.00	-3.81	36.81	13.38	AV
3	2485.674	51.59	54.00	-2.41	38.21	13.38	AV

Note:

1. All readings above 1GHz are performed with peak and/or average measurements as necessary.
2. Measurement Level = Reading Level + Correct Factor.
3. The average measurement was not performed when the peak measured data under the limit of average detection.

Product : WiFi SOM Module
 Test Item : Band Edge
 Test Date : 2019/12/27
 Test Mode : Mode 4:802.11n-40 (2452MHz)

Vertical



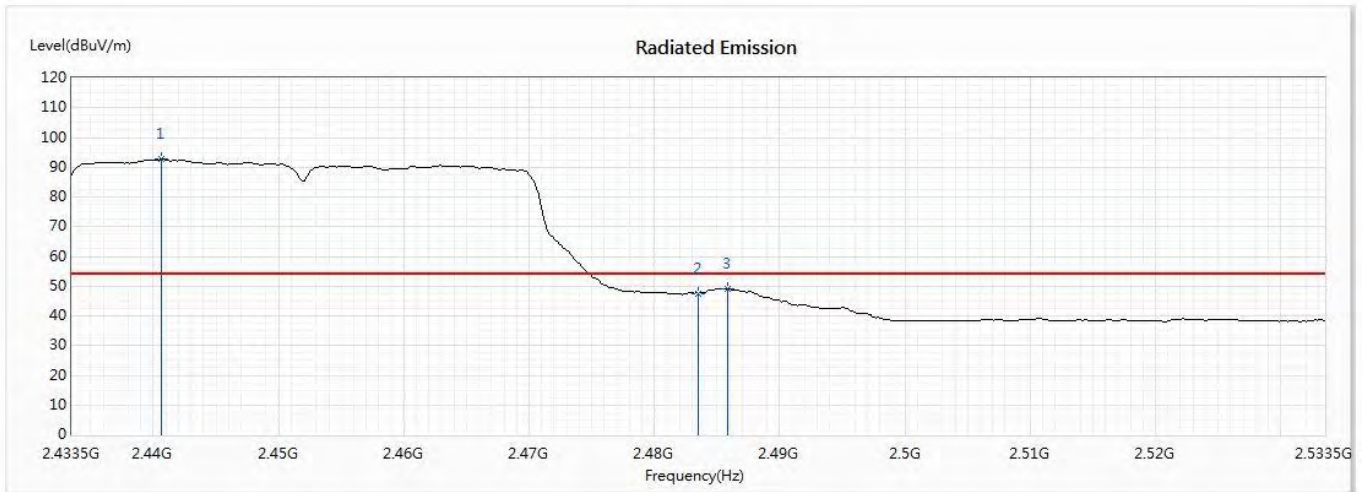
No	Frequency (MHz)	Emission Level (dBuV/m)	Limit (dBuV/m)	Margin (dB)	Reading Level (dBuV)	Correct Factor (dB/m)	Detector Type
1	2439.877	102.68	--	--	89.43	13.25	PK
2	2483.5	57.87	74.00	-16.13	44.49	13.38	PK
3	2487.848	61.30	74.00	-12.70	47.91	13.39	PK

Note:

1. All readings above 1GHz are performed with peak and/or average measurements as necessary.
2. Measurement Level = Reading Level + Correct Factor.
3. The average measurement was not performed when the peak measured data under the limit of average detection.

Product : WiFi SOM Module
 Test Item : Band Edge
 Test Date : 2019/12/27
 Test Mode : Mode 4:802.11n-40 (2452MHz)

Vertical



No	Frequency (MHz)	Emission Level (dBuV/m)	Limit (dBuV/m)	Margin (dB)	Reading Level (dBuV)	Correct Factor (dB/m)	Detector Type
1	2440.601	92.74	--	--	79.48	13.26	AV
2	2483.5	47.55	54.00	-6.45	34.17	13.38	AV
3	2485.819	49.15	54.00	-4.85	35.77	13.38	AV

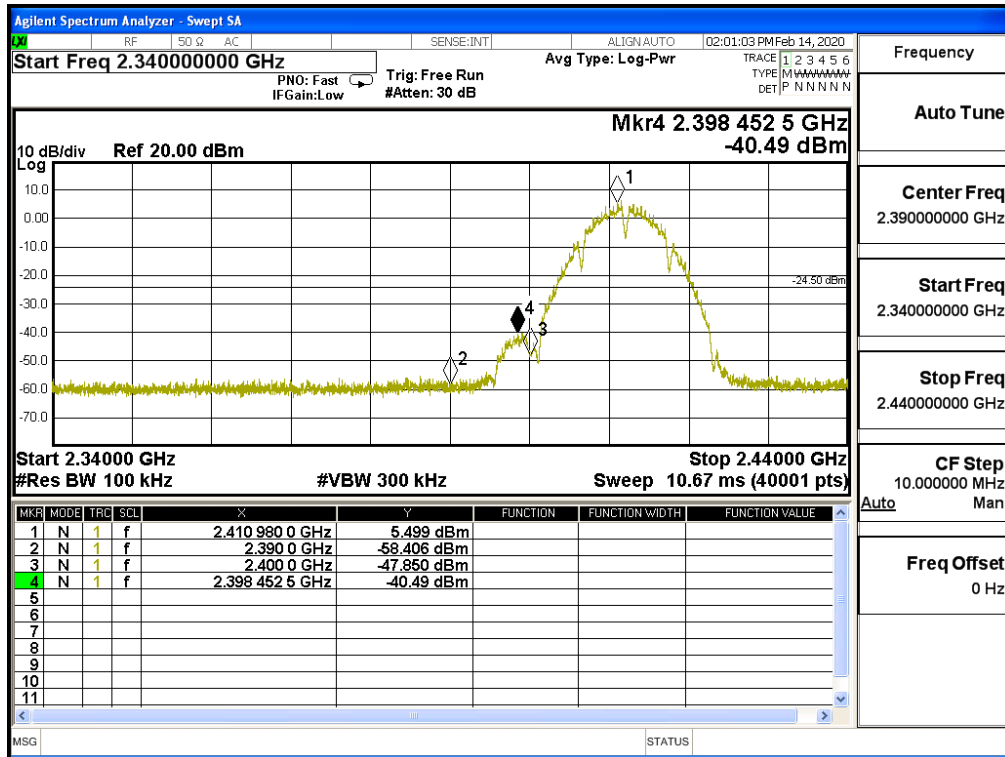
Note:

1. All readings above 1GHz are performed with peak and/or average measurements as necessary.
2. Measurement Level = Reading Level + Correct Factor.
3. The average measurement was not performed when the peak measured data under the limit of average detection.

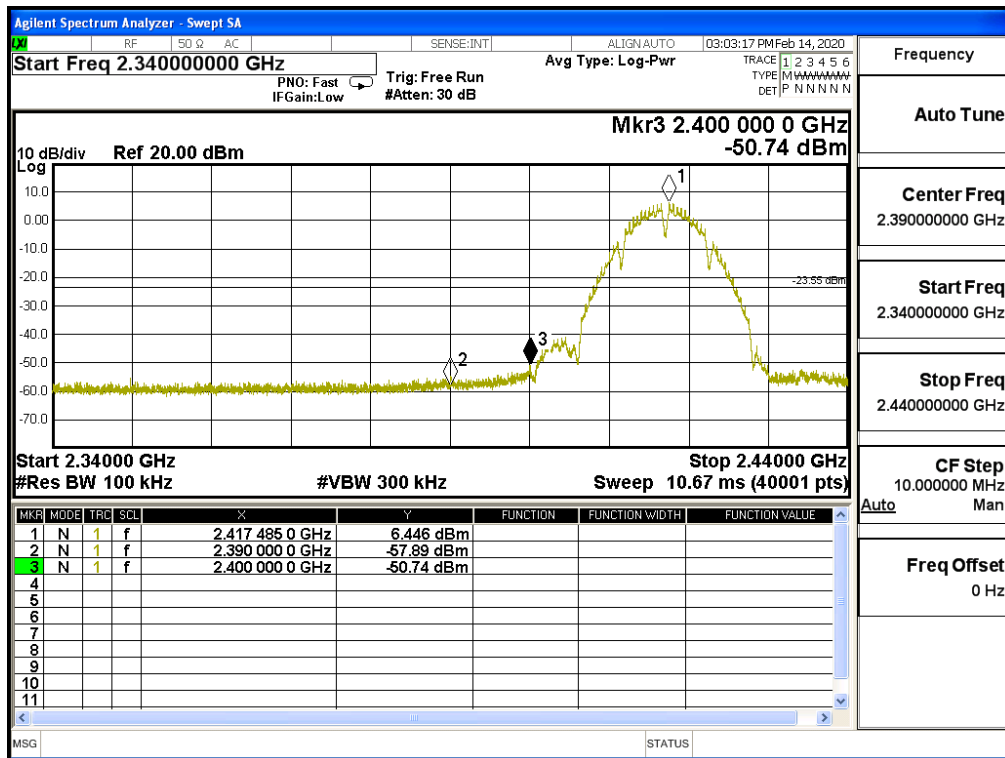
Product : WiFi SOM Module
Test Item : Band Edge
Test Mode : Mode 1:802.11b Chain A

Test Frequency (MHz)	Measurement Level Δ (dB)	Limit Δ (dB)	Result
2412	53.349	>30	PASS
2417	57.186	>30	PASS
2422	62.839	>30	PASS
2427	64.618	>30	PASS
2462	62.893	>30	PASS

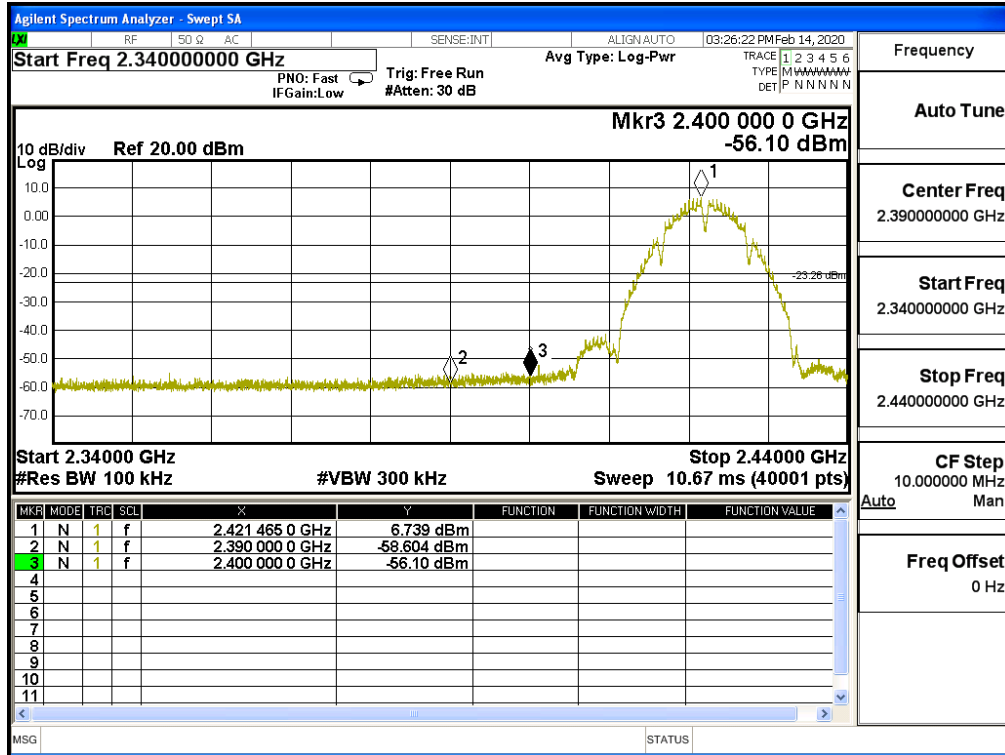
2412MHz



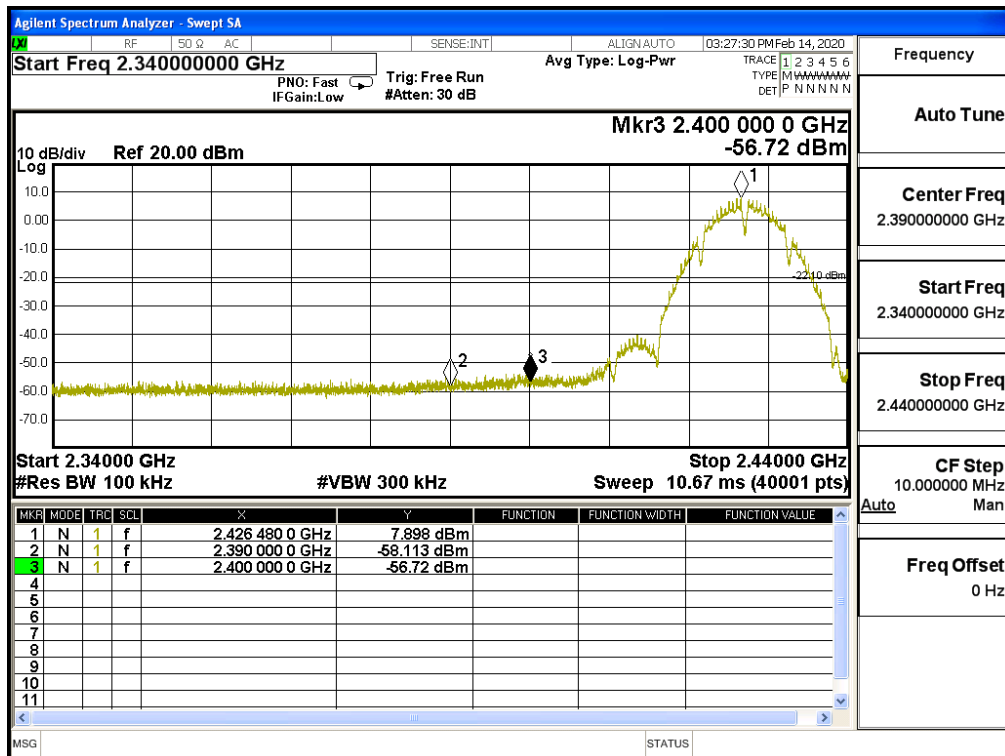
2417MHz



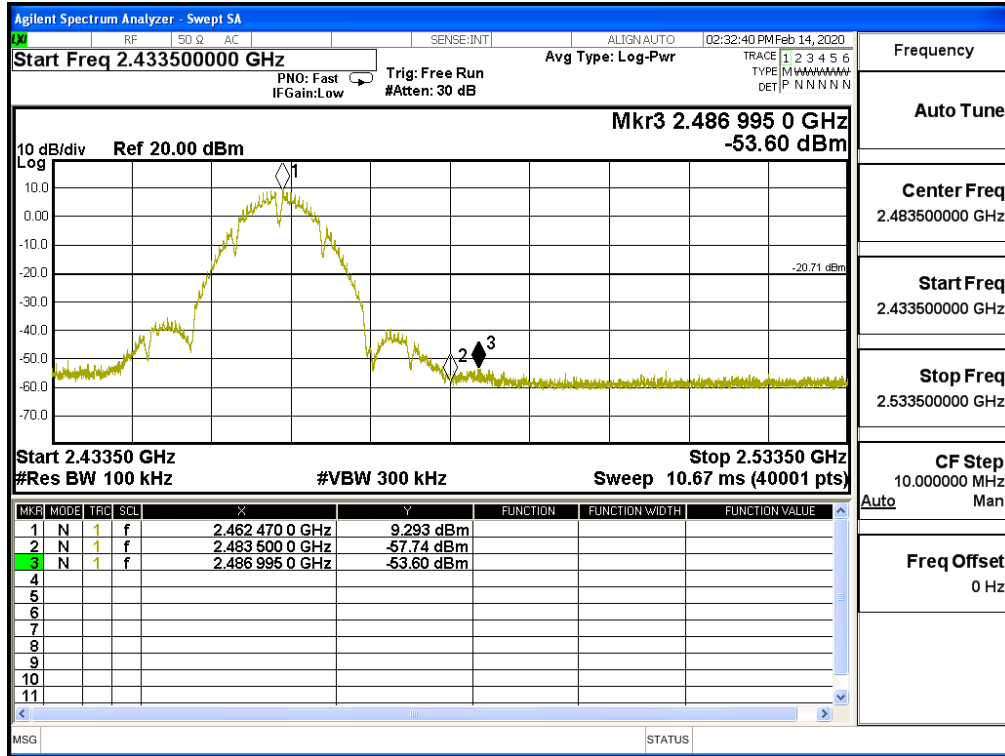
2422MHz



2427MHz



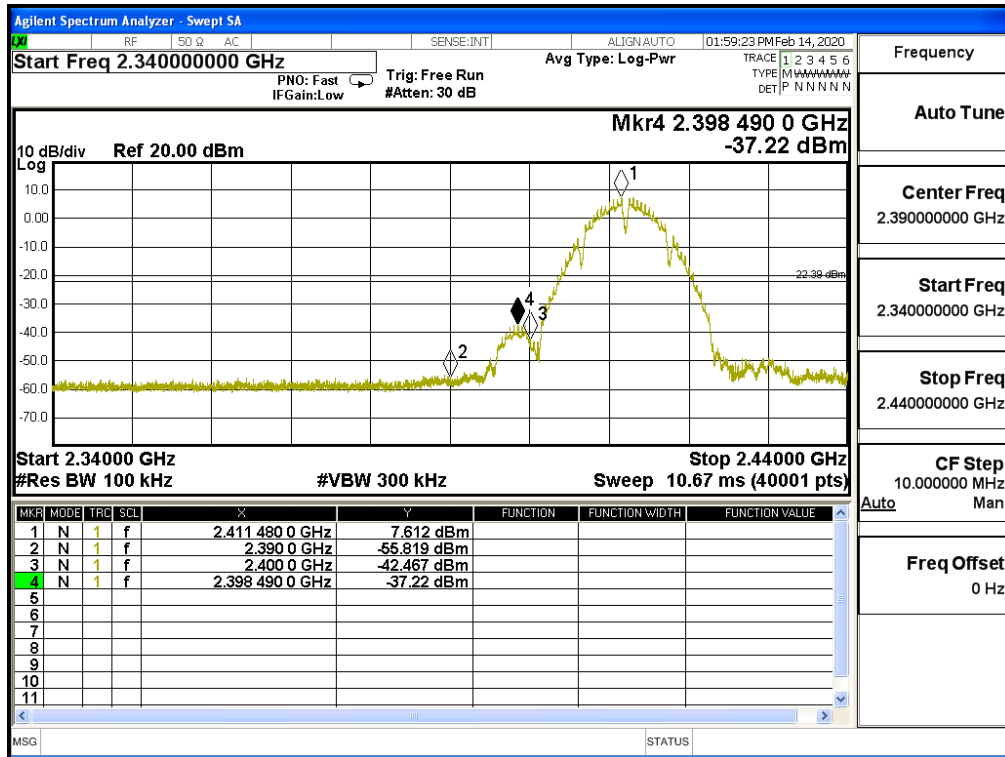
2462MHz



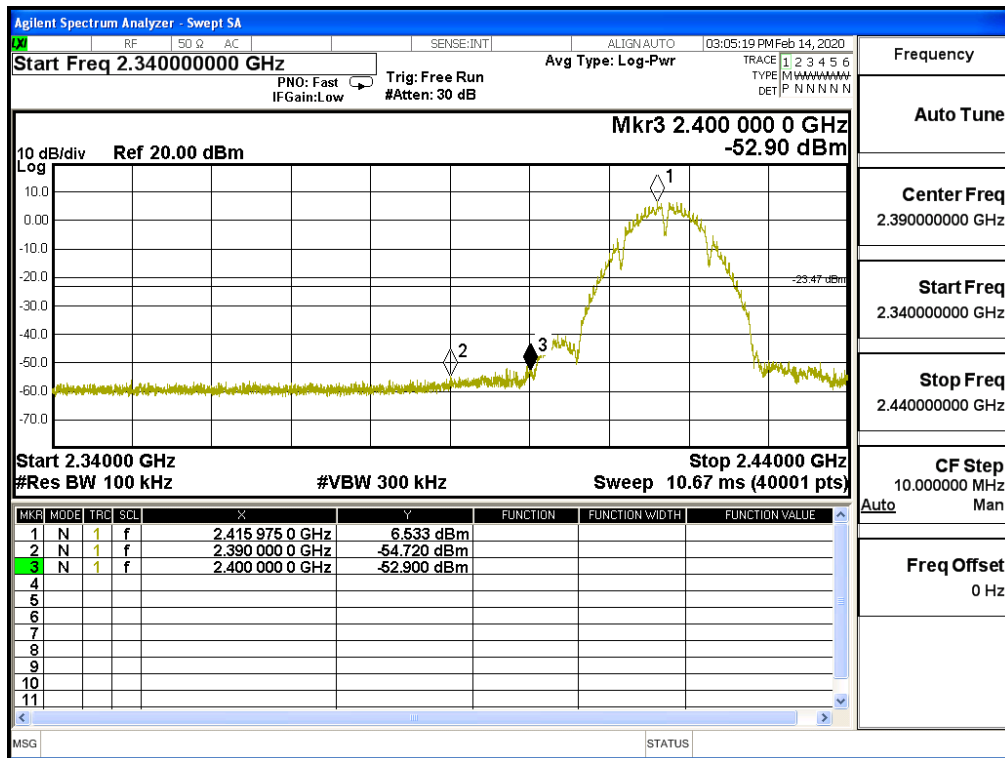
Product : WiFi SOM Module
Test Item : Band Edge
Test Mode : Mode 1:802.11b Chain B

Test Frequency (MHz)	Measurement Level Δ (dB)	Limit Δ (dB)	Result
2412	50.079	>30	PASS
2417	59.433	>30	PASS
2422	61.874	>30	PASS
2427	64.599	>30	PASS
2462	63.526	>30	PASS

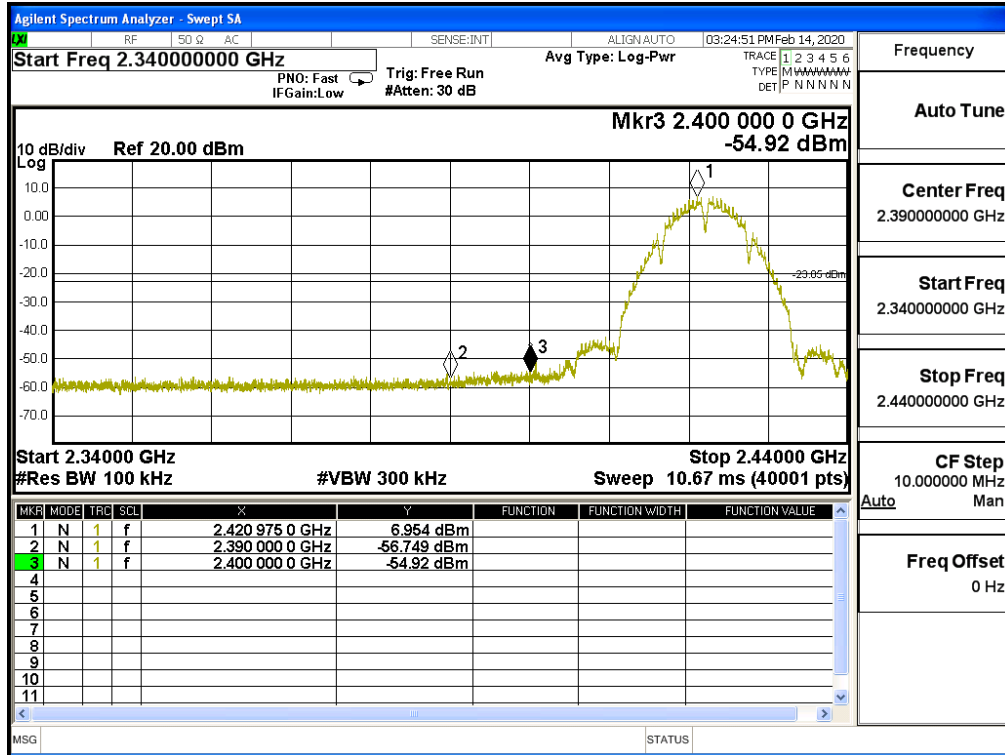
2412MHz



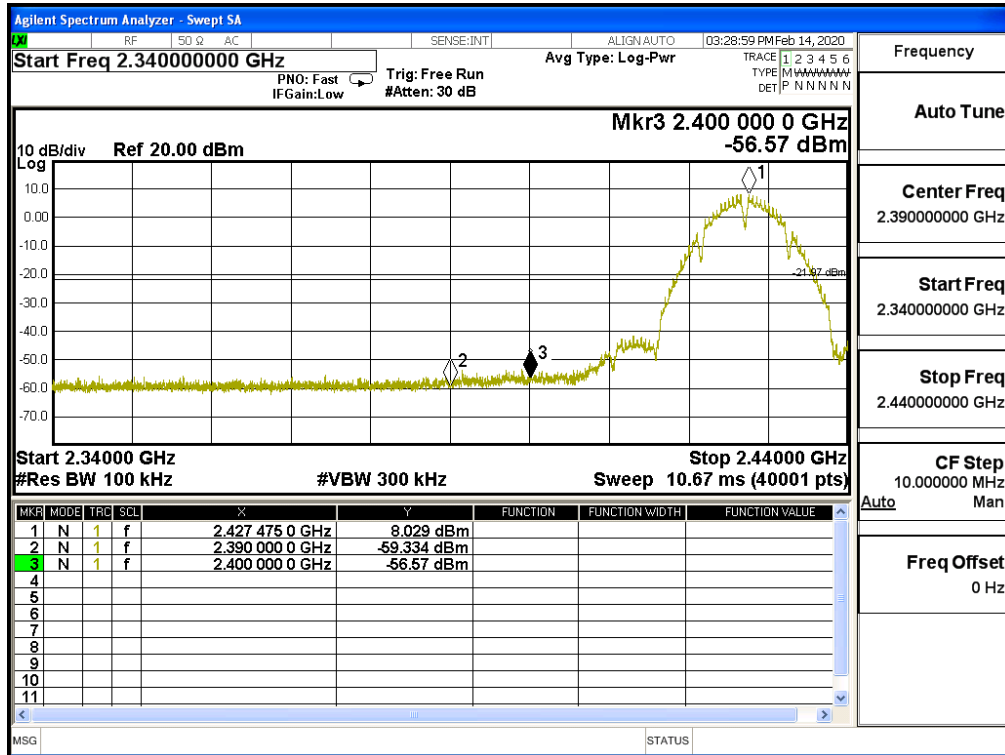
2417MHz



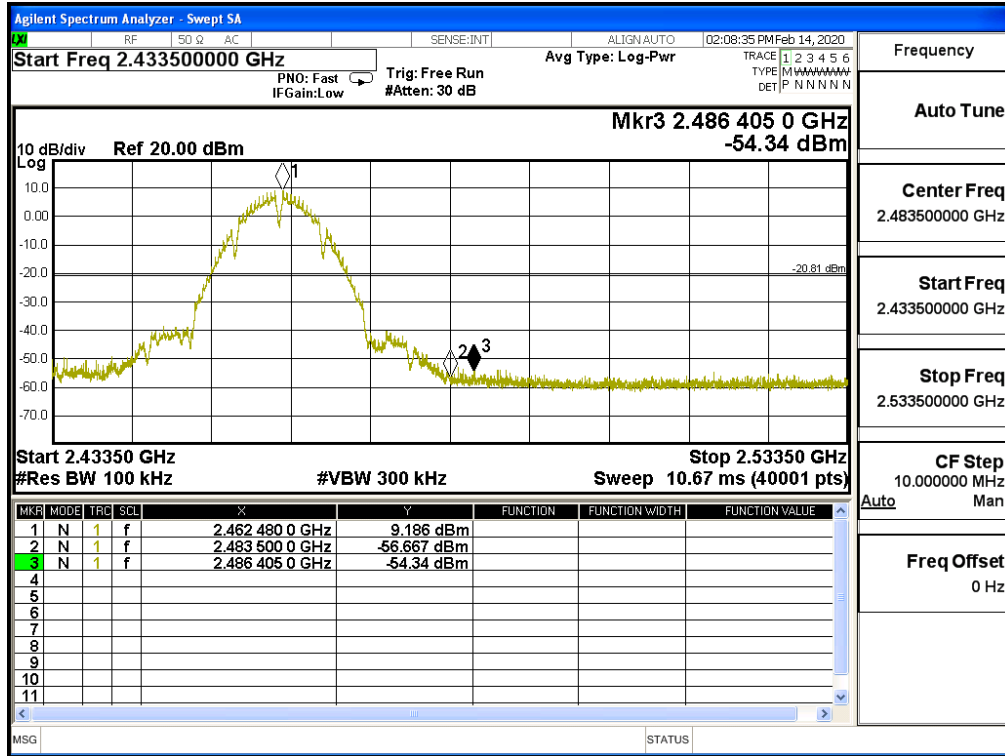
2422MHz



2427MHz



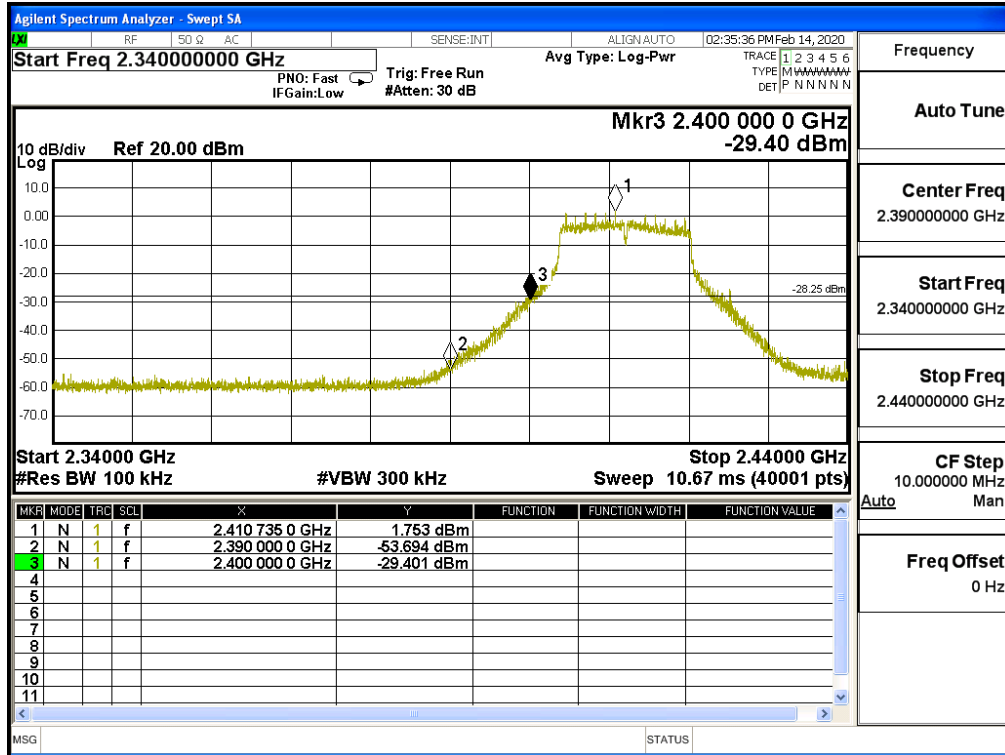
2462MHz



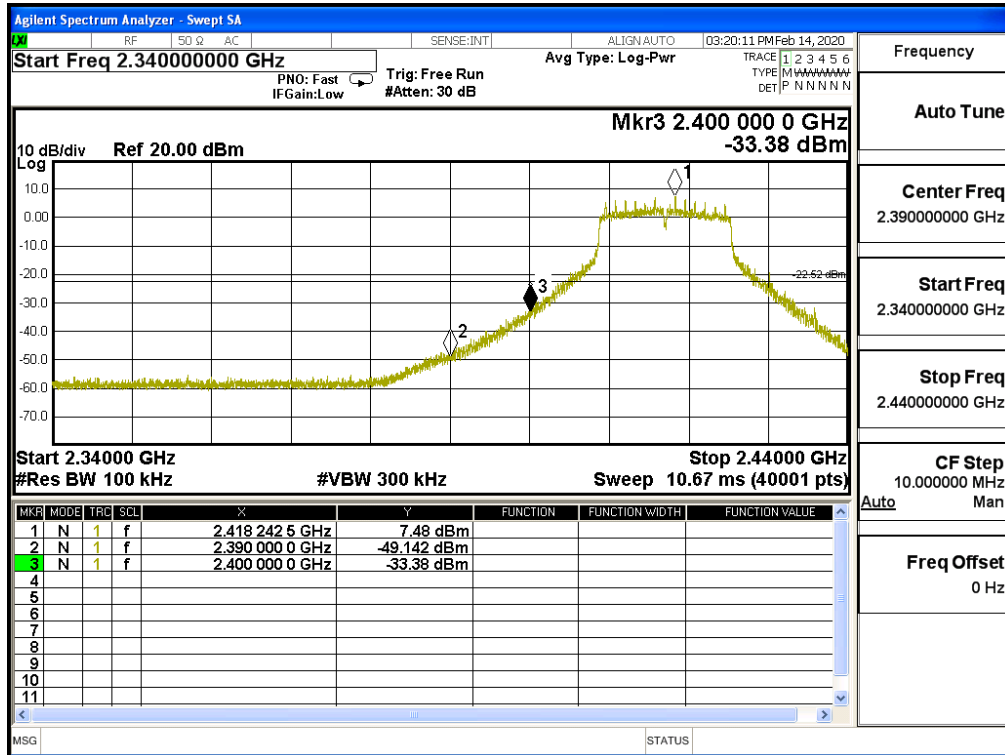
Product : WiFi SOM Module
Test Item : Band Edge
Test Mode : Mode 2:802.11g Chain A

Test Frequency (MHz)	Measurement Level Δ (dB)	Limit Δ (dB)	Result
2412	31.154	>30	PASS
2417	40.860	>30	PASS
2457	56.080	>30	PASS
2462	51.468	>30	PASS

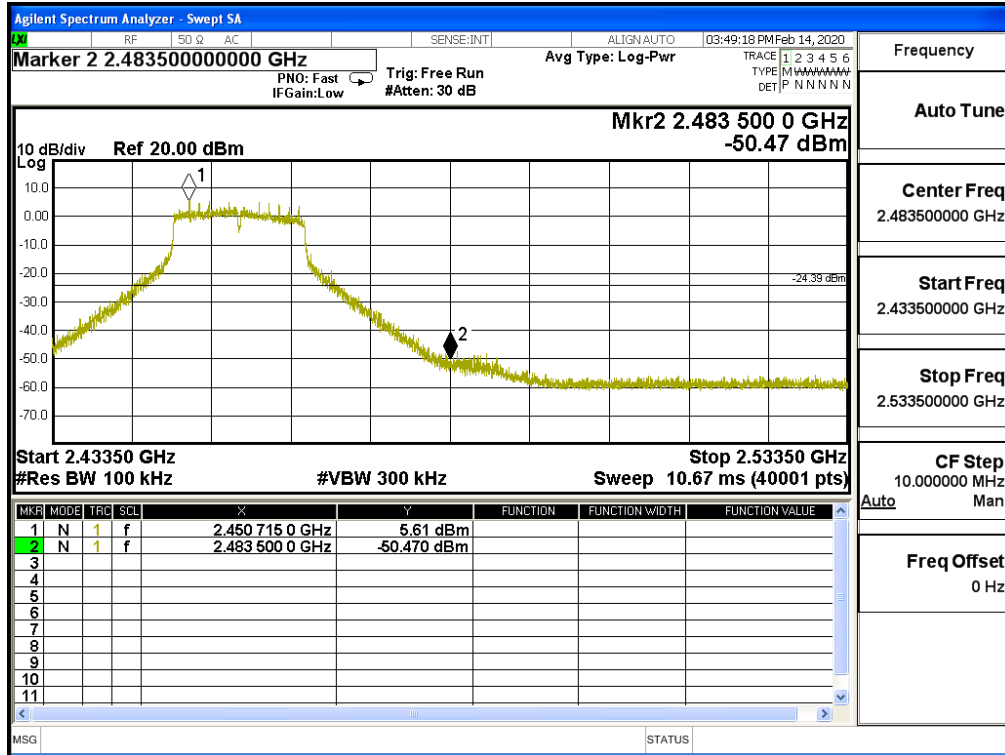
2412MHz



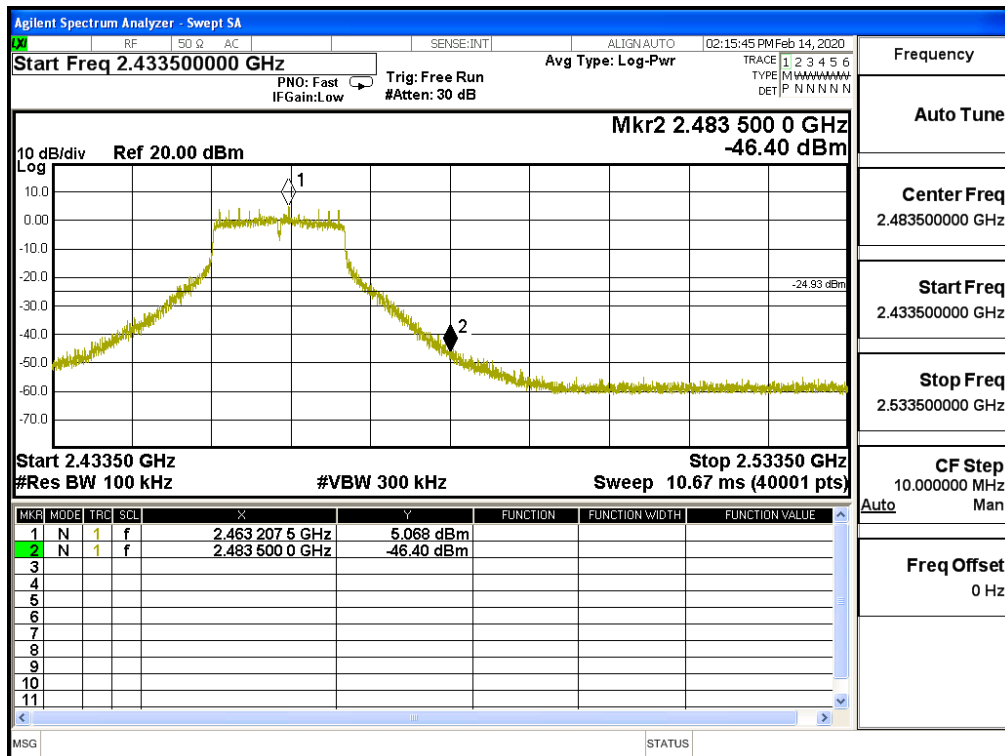
2417MHz



2457MHz



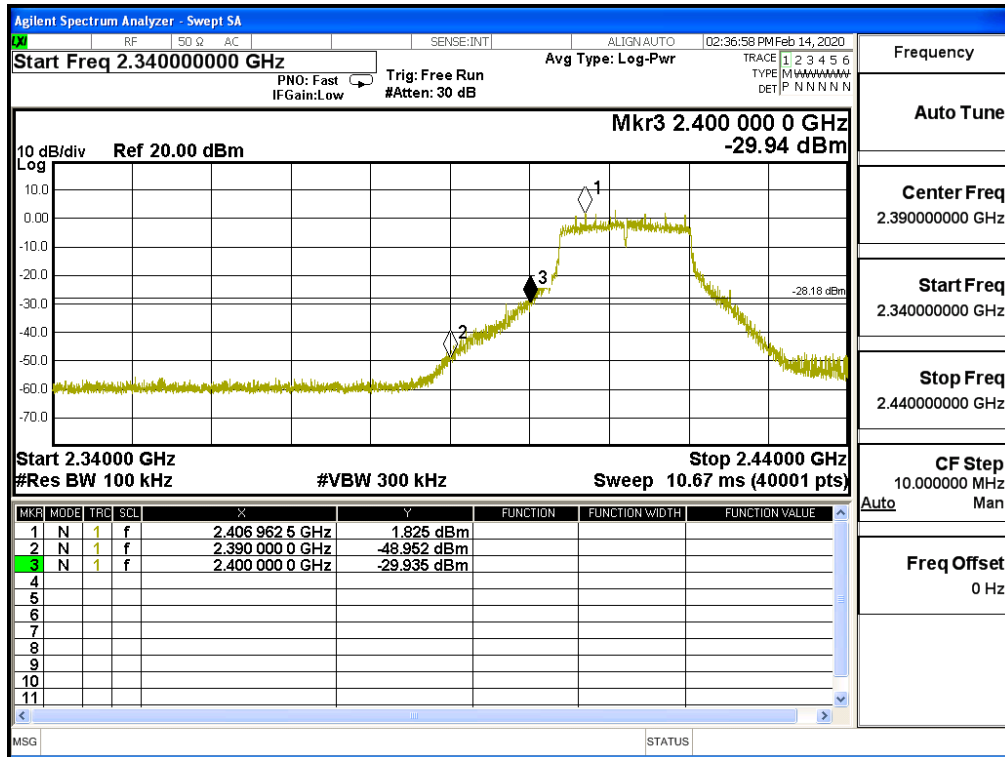
2462MHz



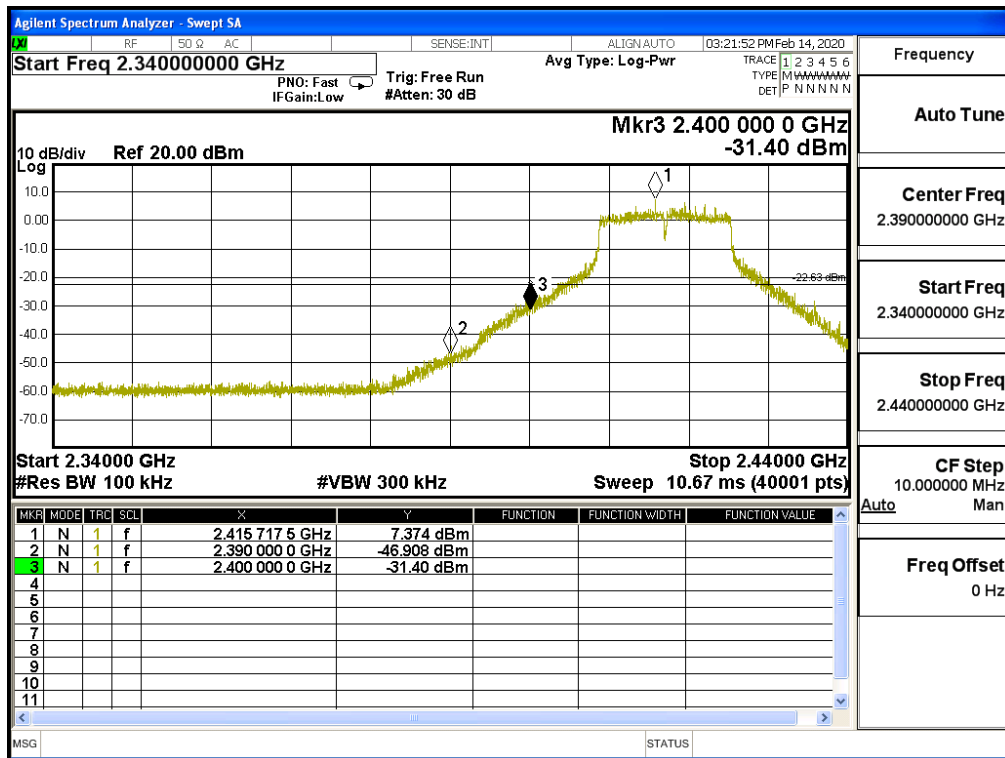
Product : WiFi SOM Module
Test Item : Band Edge
Test Mode : Mode 2:802.11g Chain B

Test Frequency (MHz)	Measurement Level Δ (dB)	Limit Δ (dB)	Result
2412	31.760	>30	PASS
2417	38.774	>30	PASS
2457	56.688	>30	PASS
2462	50.824	>30	PASS

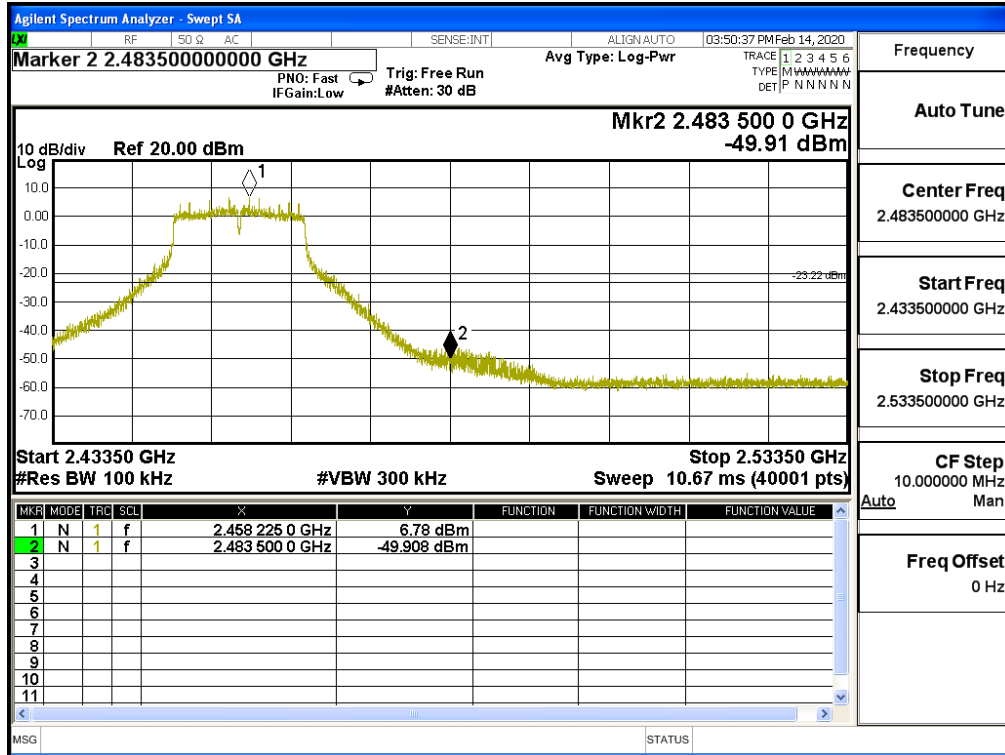
2412MHz



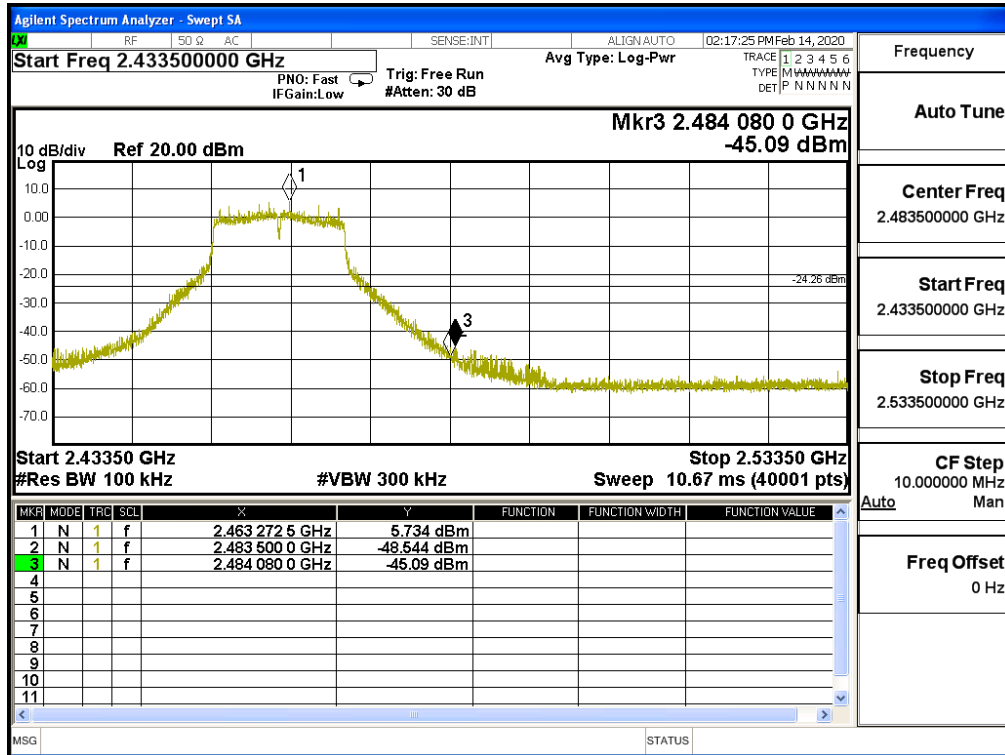
2417MHz



2457MHz



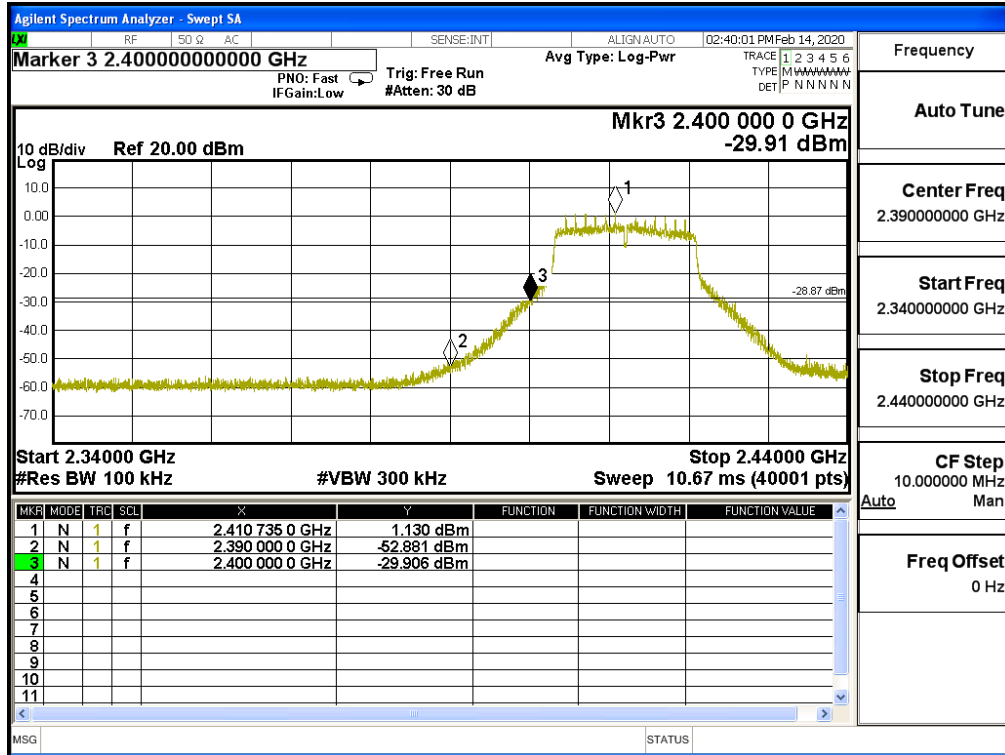
2462MHz



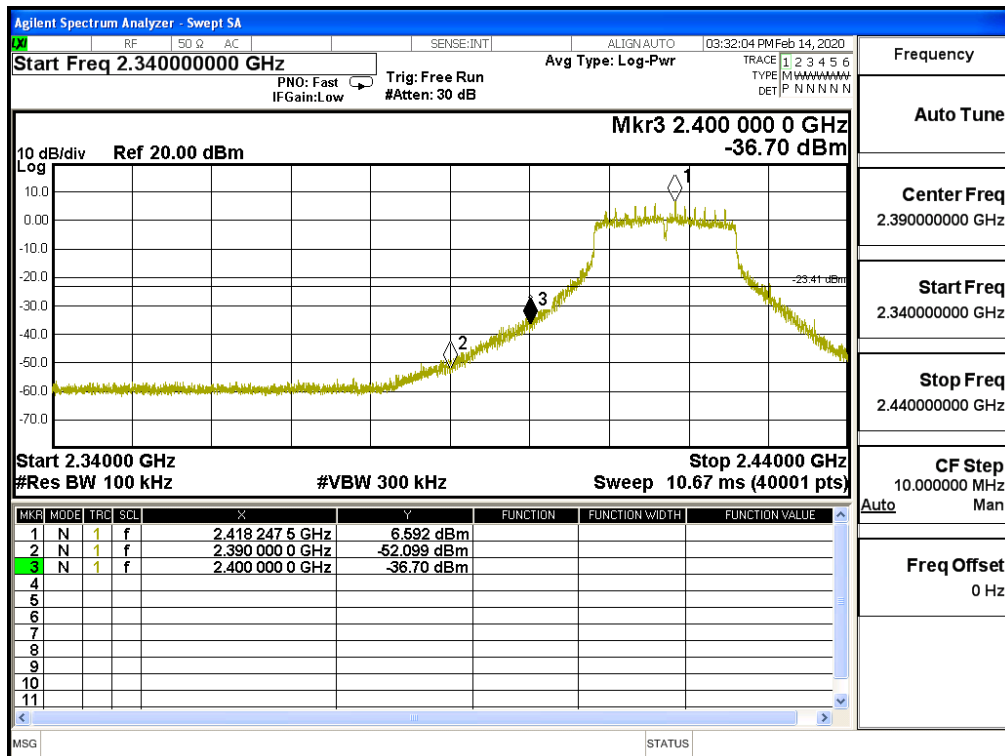
Product : WiFi SOM Module
Test Item : Band Edge
Test Mode : Mode 3:802.11n-20 Chain A

Test Frequency (MHz)	Measurement Level Δ (dB)	Limit Δ (dB)	Result
2412	31.036	>30	PASS
2417	43.292	>30	PASS
2457	59.241	>30	PASS
2462	50.812	>30	PASS

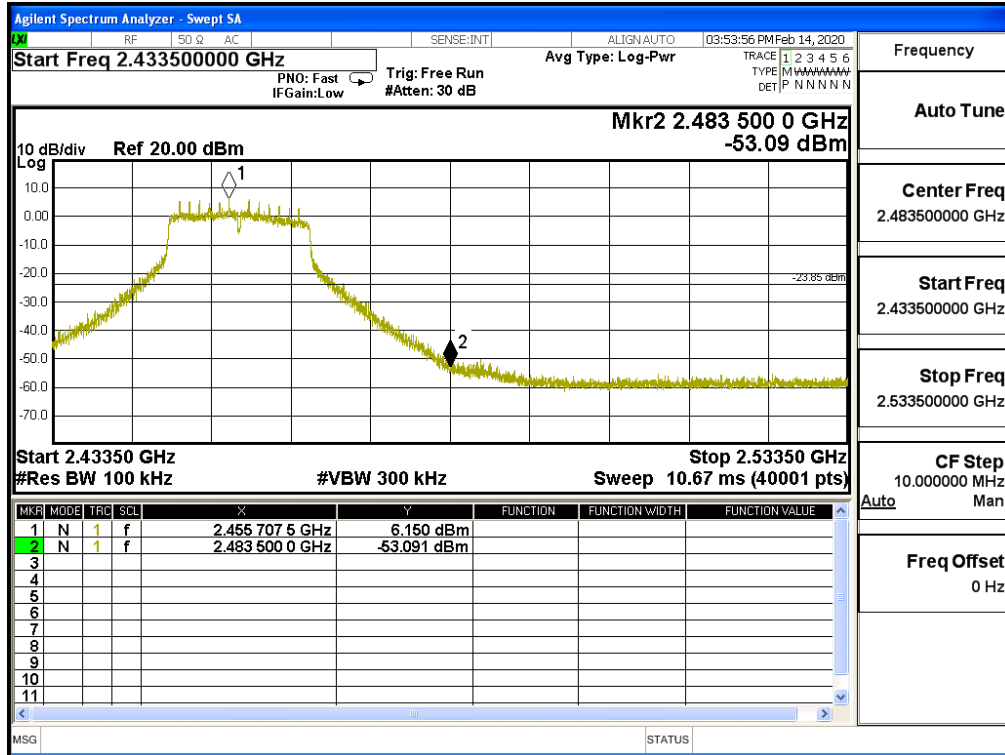
2412MHz



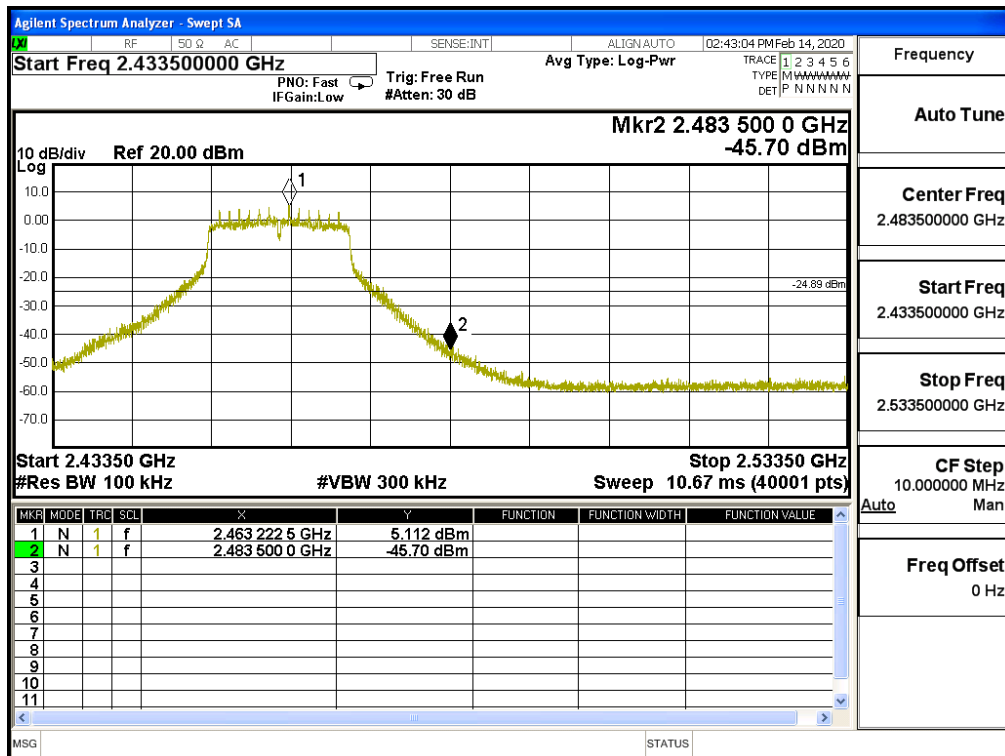
2417MHz



2457MHz



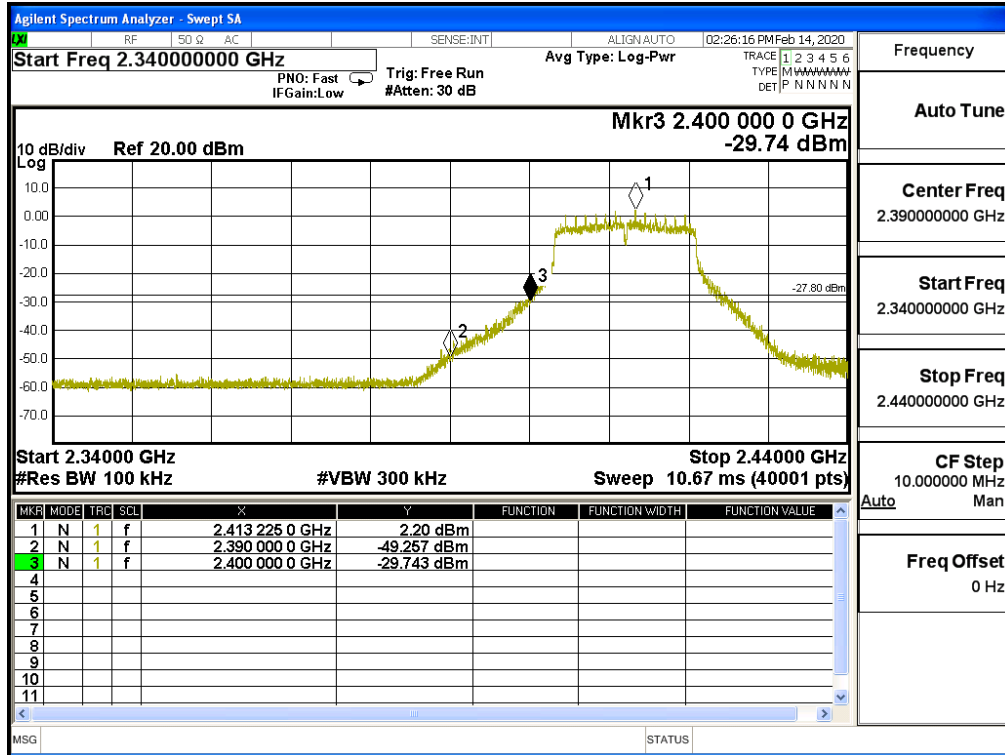
2462MHz



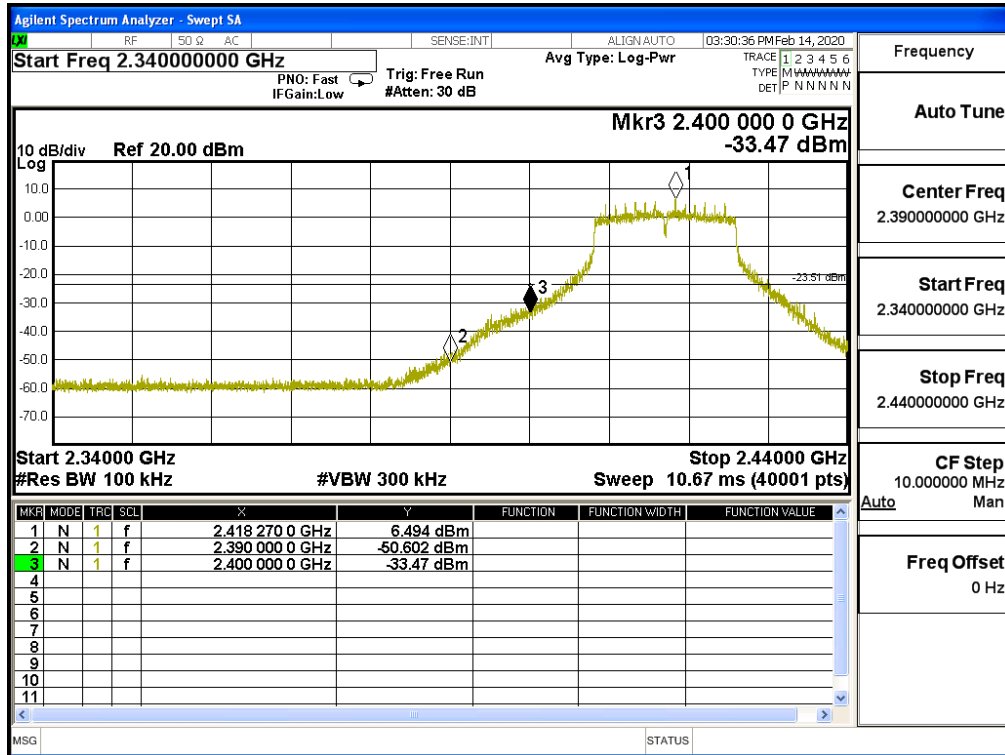
Product : WiFi SOM Module
Test Item : Band Edge
Test Mode : Mode 3:802.11n-20 Chain B

Test Frequency (MHz)	Measurement Level Δ (dB)	Limit Δ (dB)	Result
2412	31.943	>30	PASS
2417	39.964	>30	PASS
2457	54.271	>30	PASS
2462	52.137	>30	PASS

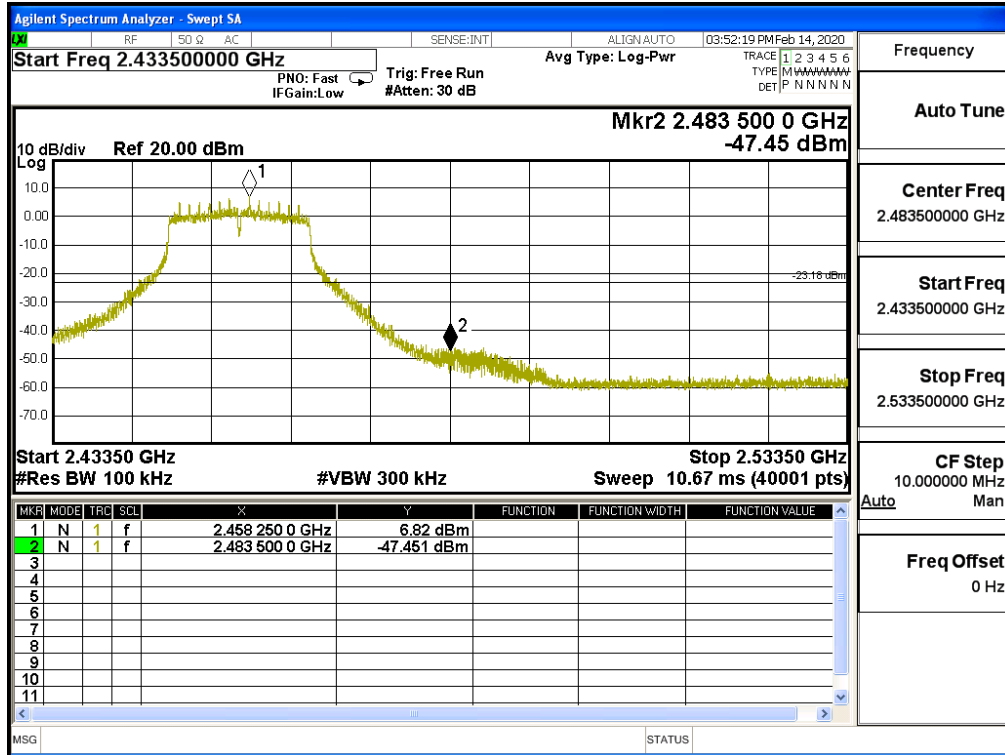
2412MHz



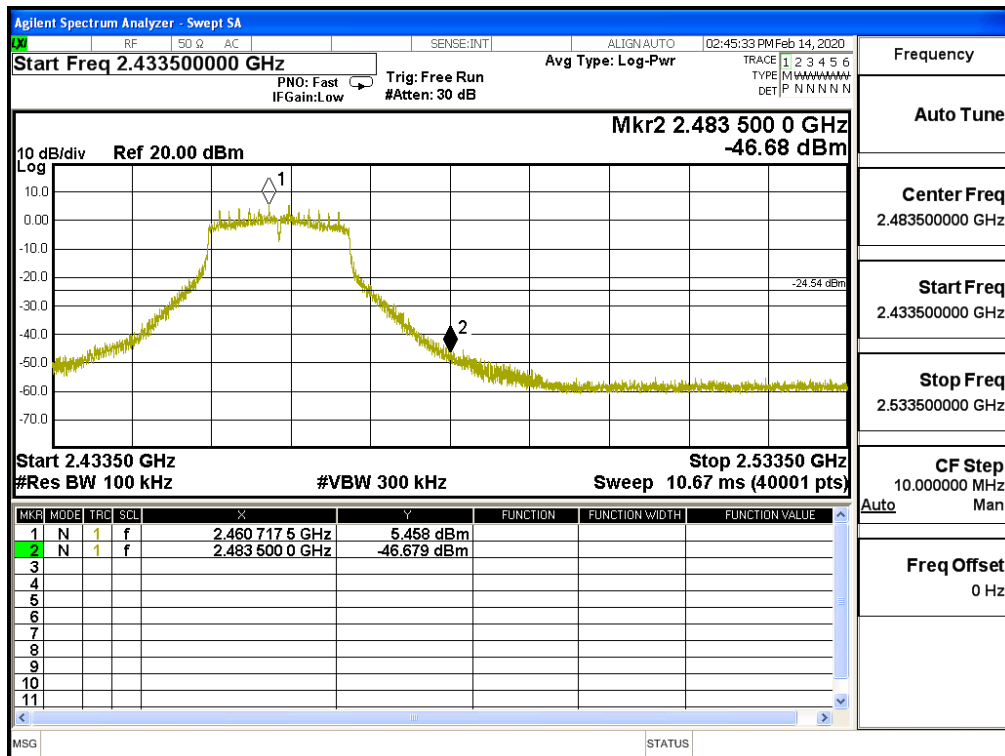
2417MHz



2457MHz



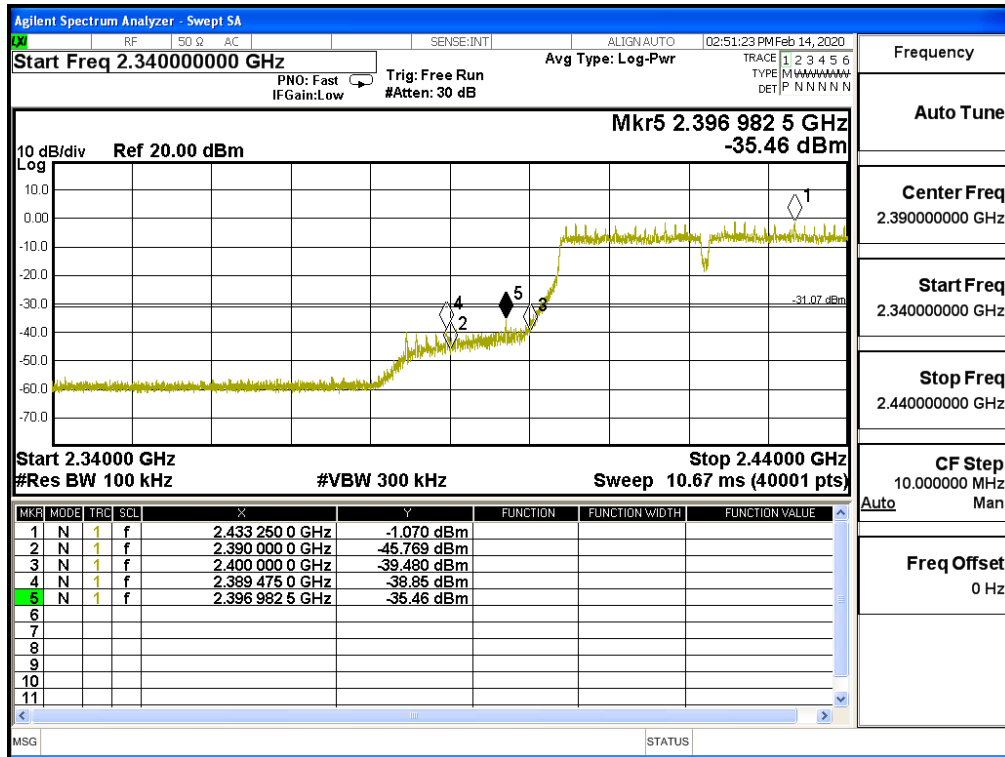
2462MHz



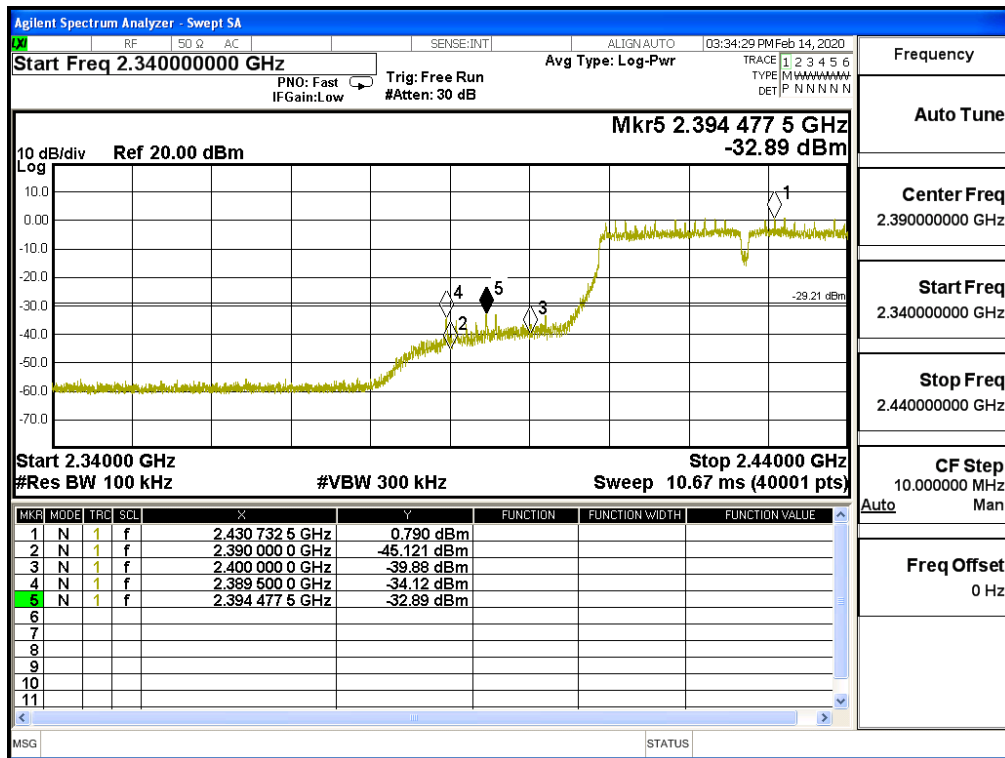
Product : WiFi SOM Module
Test Item : Band Edge
Test Mode : Mode 4:802.11n-40 Chain A

Test Frequency (MHz)	Measurement Level Δ (dB)	Limit Δ (dB)	Result
2422	38.410	>30	PASS
2427	40.670	>30	PASS
2432	44.684	>30	PASS
2442	47.214	>30	PASS
2447	47.006	>30	PASS
2452	46.911	>30	PASS

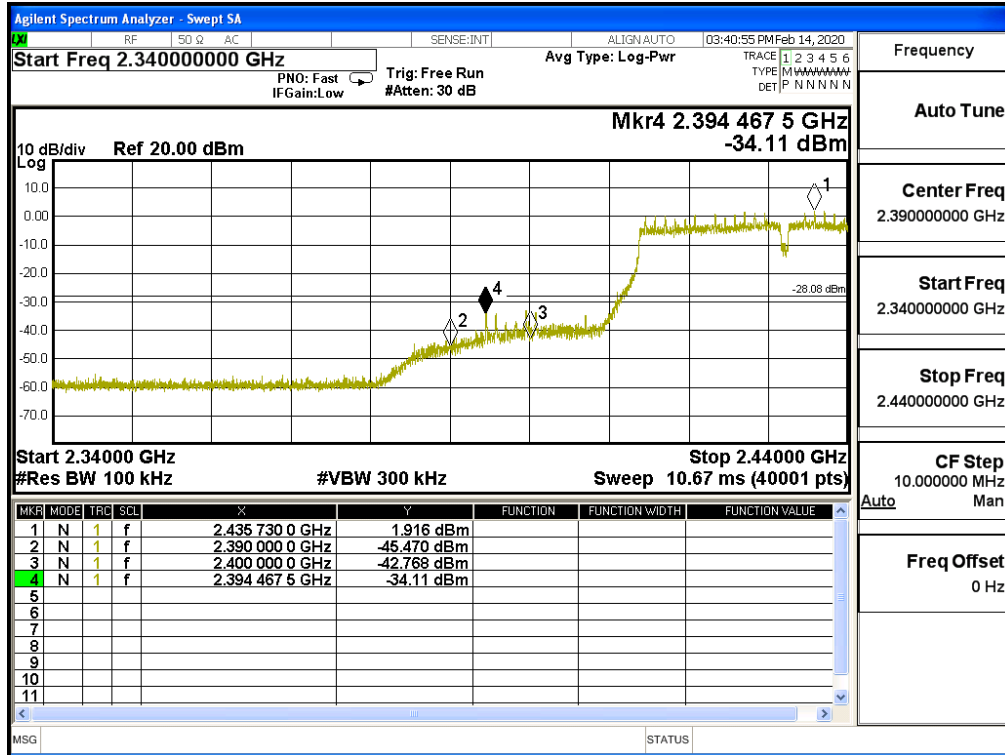
2422MHz



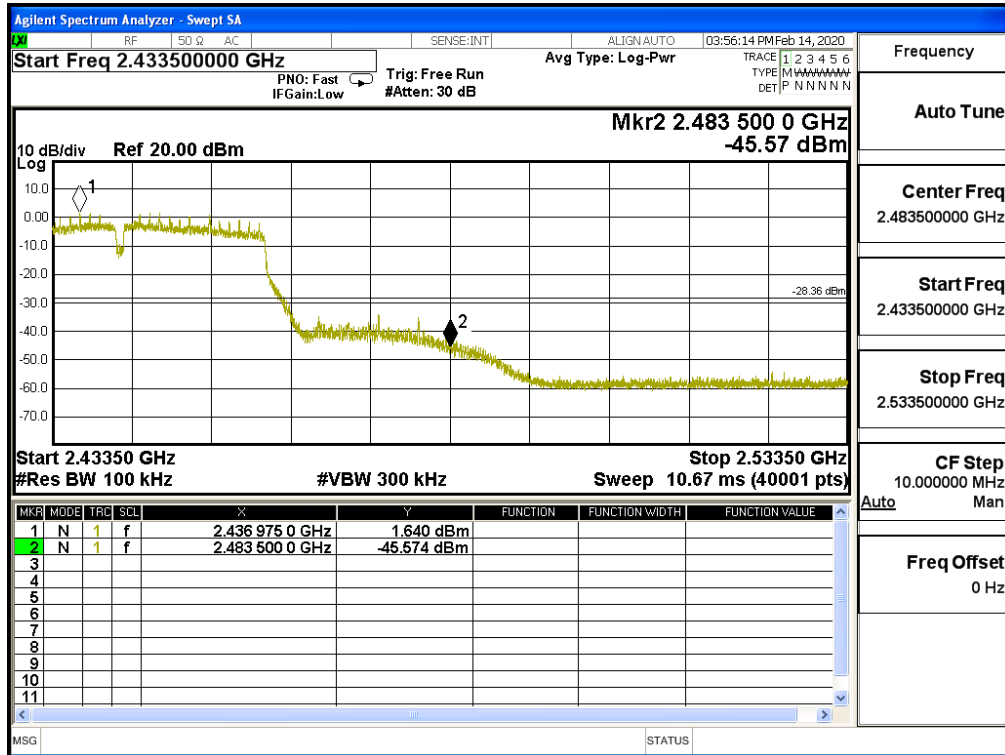
2427MHz



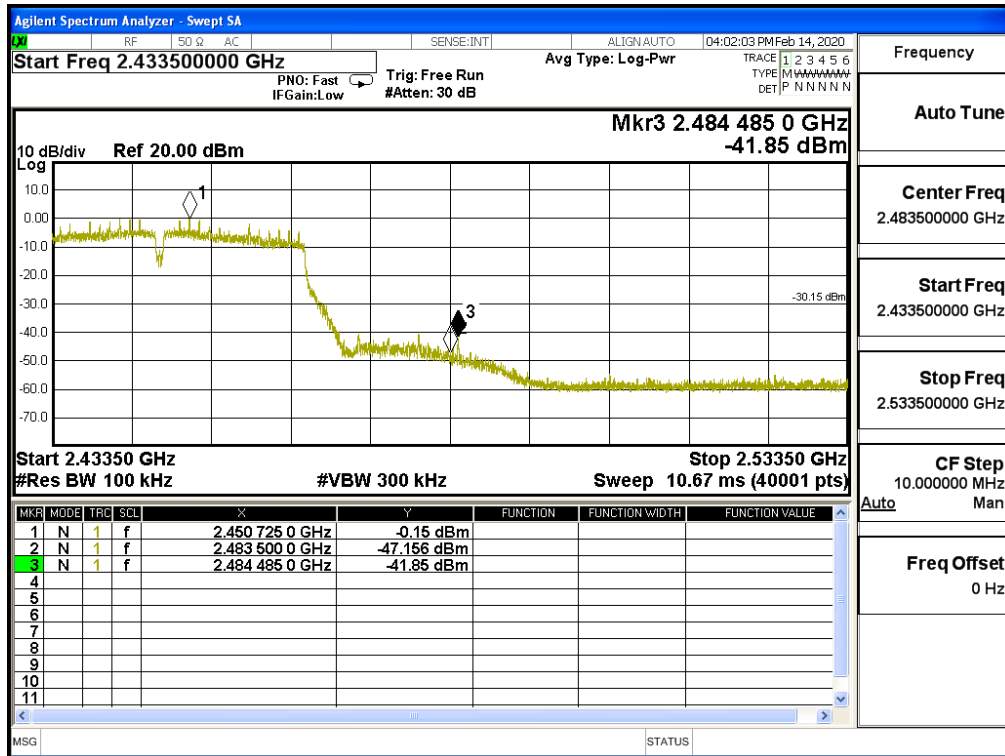
2432MHz



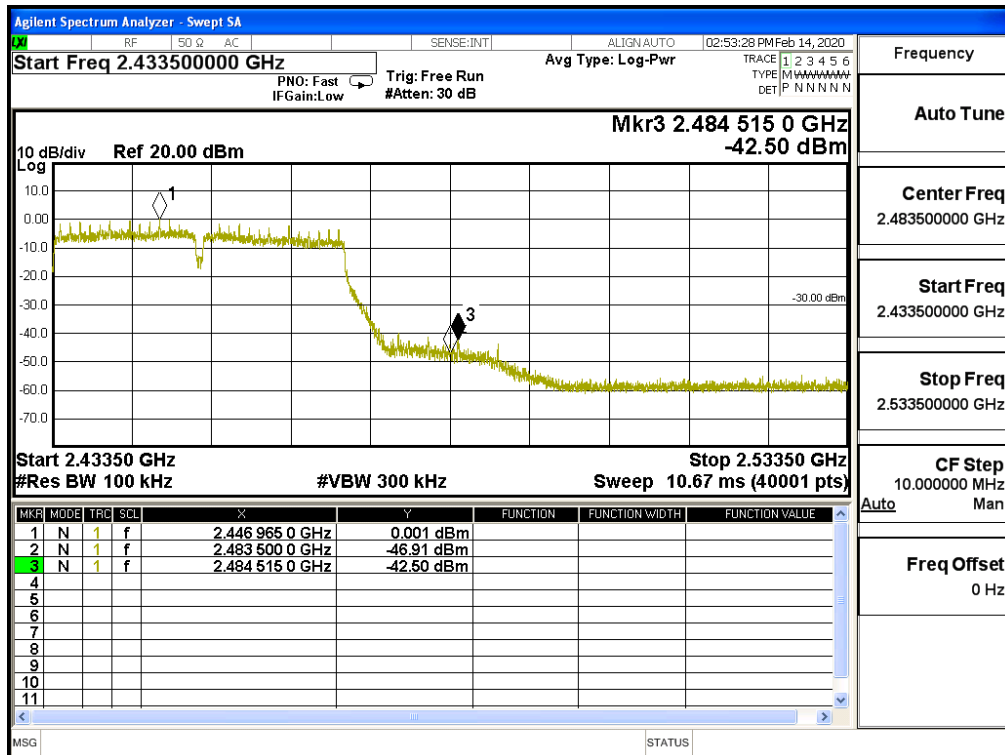
2442MHz



2447MHz



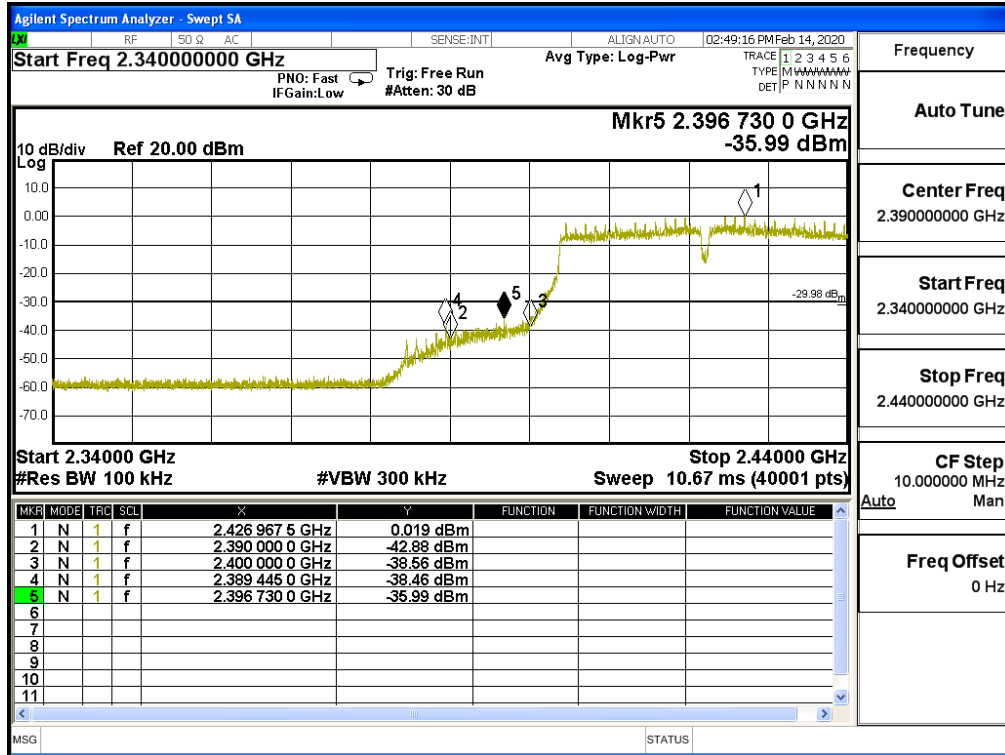
2452MHz



Product : WiFi SOM Module
Test Item : Band Edge
Test Mode : Mode 4:802.11n-40 Chain B

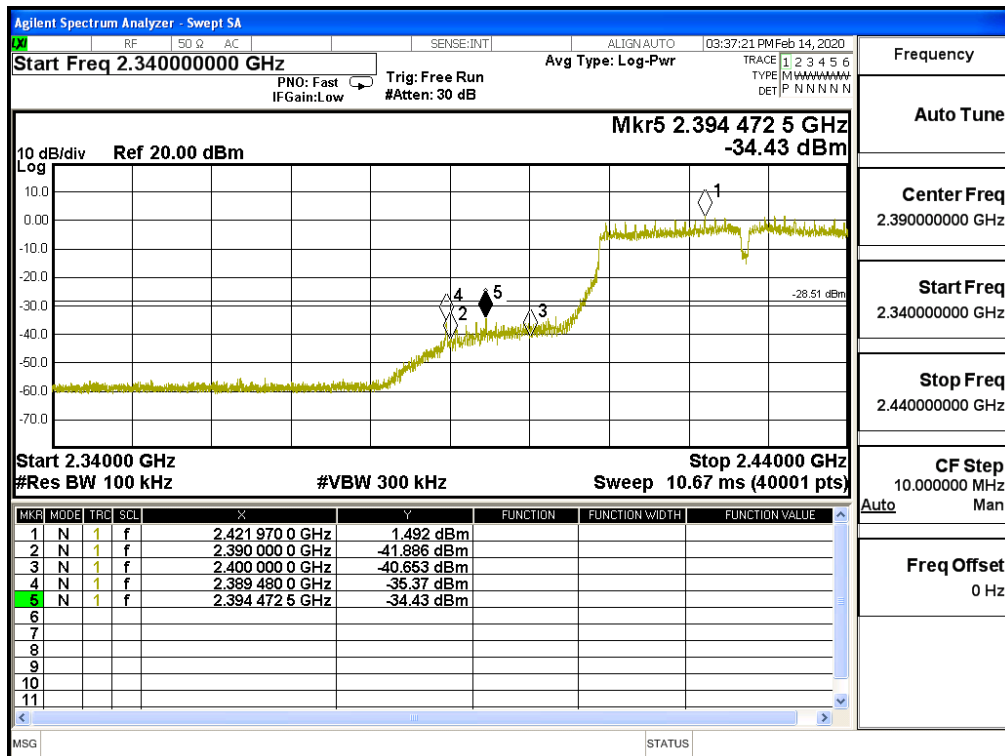
Test Frequency (MHz)	Measurement Level Δ (dB)	Limit Δ (dB)	Result
2422	38.579	>30	PASS
2427	42.145	>30	PASS
2432	41.051	>30	PASS
2442	50.626	>30	PASS
2447	49.038	>30	PASS
2452	48.810	>30	PASS

2422MHz



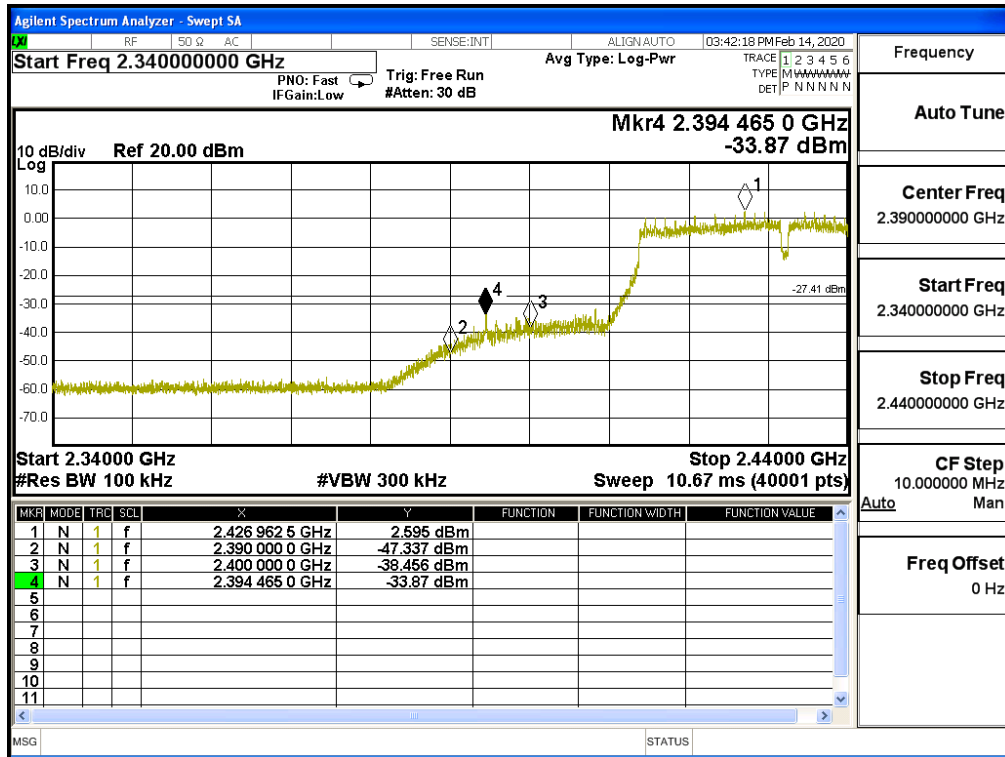
Frequency
Auto Tune
Center Freq 2.390000000 GHz
Start Freq 2.340000000 GHz
Stop Freq 2.440000000 GHz
CF Step 10.000000 MHz
Auto Man
Freq Offset 0 Hz

2427MHz

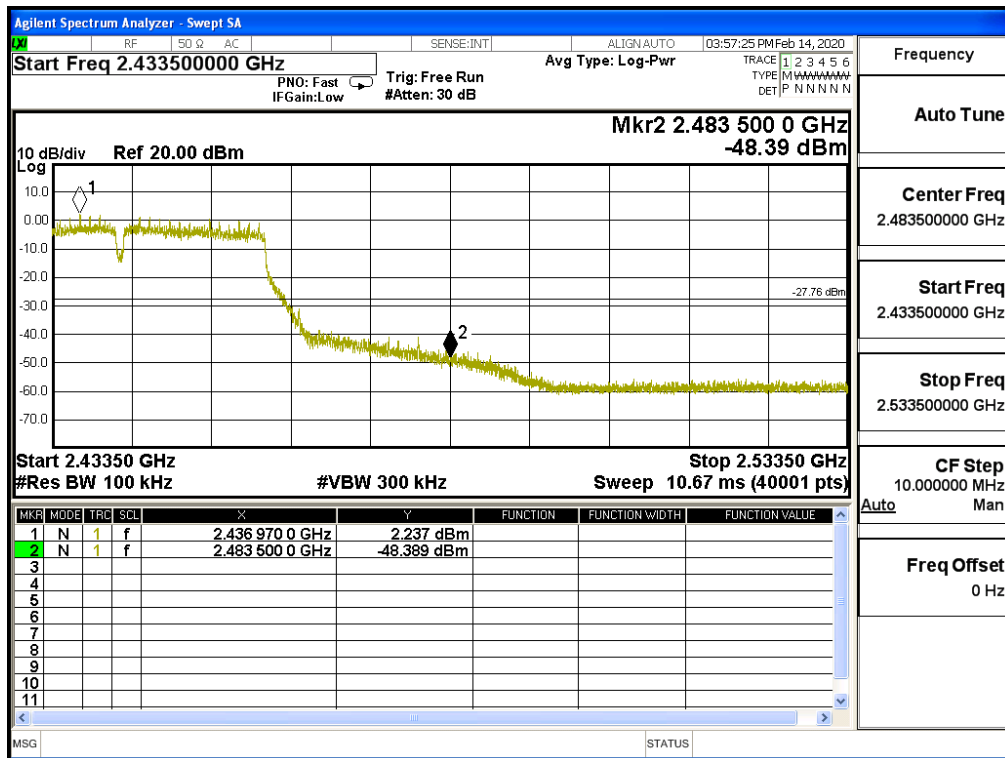


Frequency
Auto Tune
Center Freq 2.390000000 GHz
Start Freq 2.340000000 GHz
Stop Freq 2.440000000 GHz
CF Step 10.000000 MHz
Auto Man
Freq Offset 0 Hz

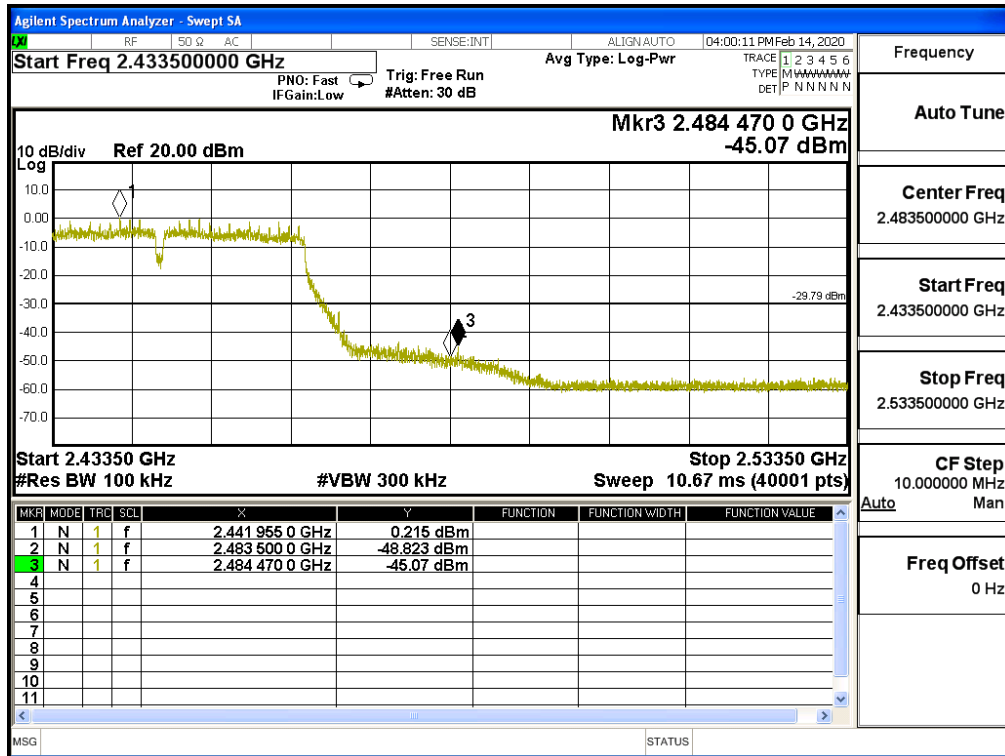
2432MHz



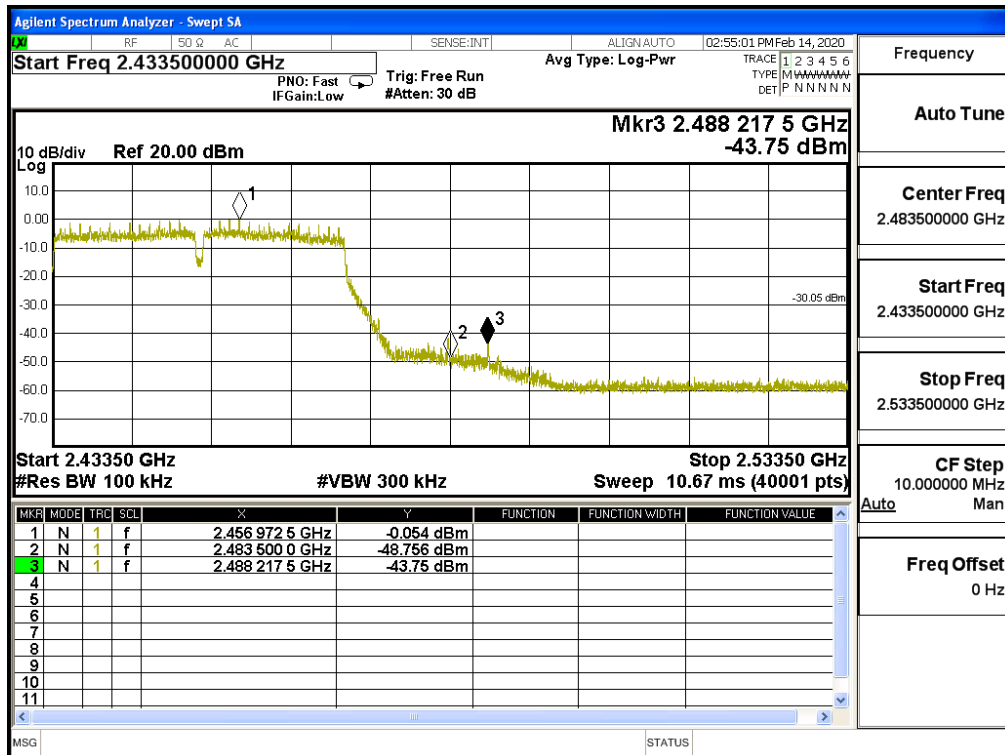
2442MHz



2447MHz

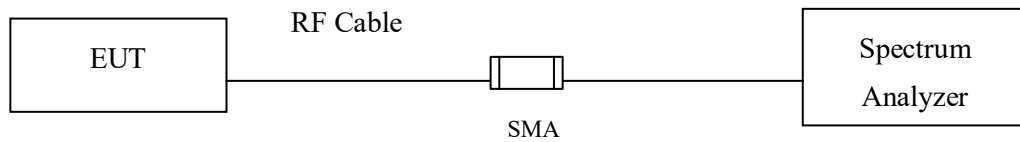


2452MHz



5. Duty Cycle

5.1. Test Setup



5.2. Test Procedure

The EUT was setup according to ANSI C63.10 2013; tested according to DTS test procedure of KDB558074 for compliance to FCC 47CFR 15.247 requirements.

5.3. Uncertainty

$\pm 2.31\text{msec}$

5.4. Test Result of Duty Cycle

Product : WiFi SOM Module
 Test Item : Duty Cycle
 Test Mode : Transmit

Duty Cycle Formula:

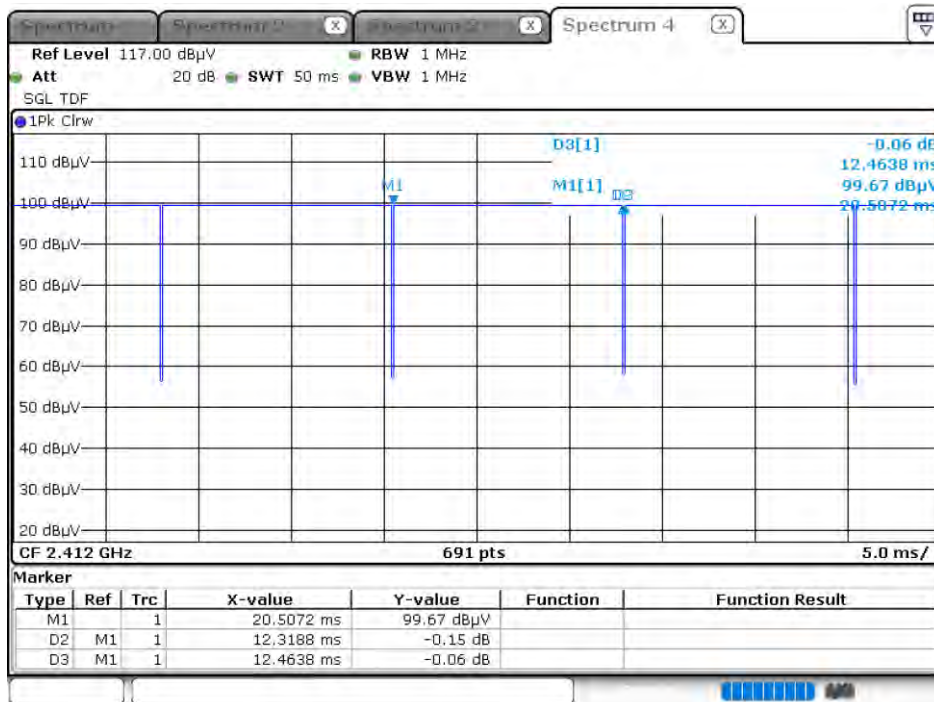
$$\text{Duty Cycle} = \text{Ton} / (\text{Ton} + \text{Toff})$$

$$\text{Duty Factor} = 10 \text{ Log} (1/\text{Duty Cycle})$$

Results:

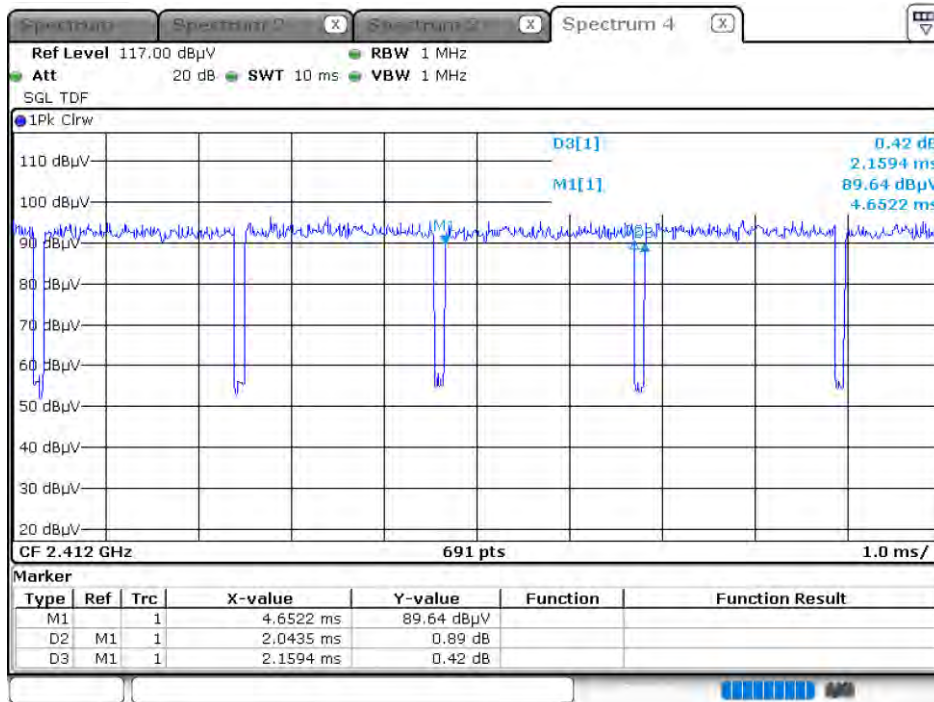
2.4GHz band	Ton (ms)	Ton + Toff (ms)	Duty Cycle (%)	Duty Factor (dB)
802.11b	12.3180	12.4638	98.83	0.05
802.11g	2.0435	2.1594	94.63	0.24
802.11n20	0.9710	1.0870	89.33	0.49
802.11n40	0.4928	0.5884	83.74	0.77

802.11b



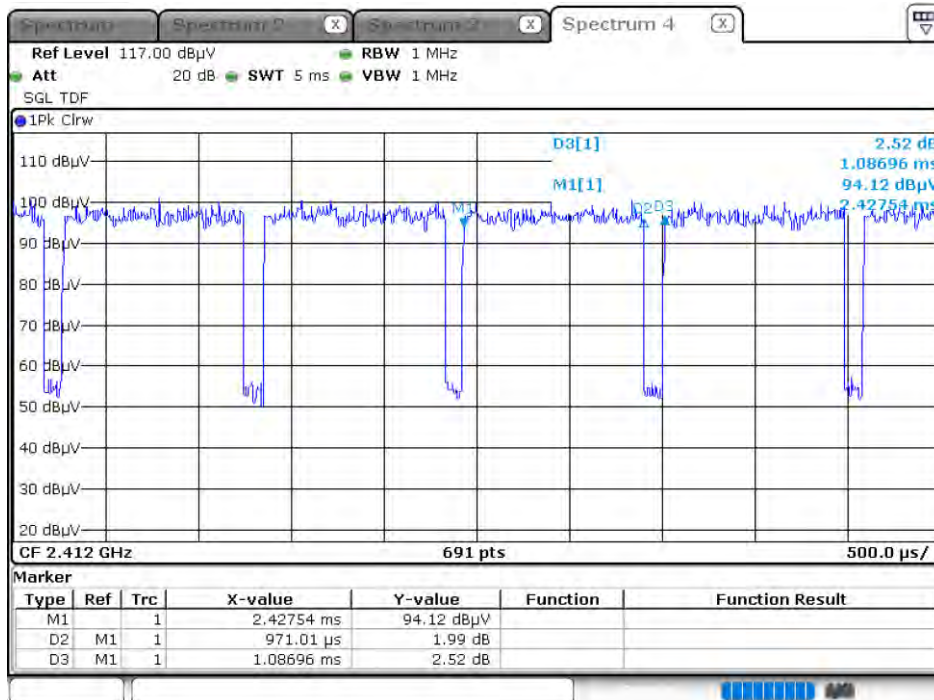
Date: 26.DEC.2019 20:58:58

802.11g



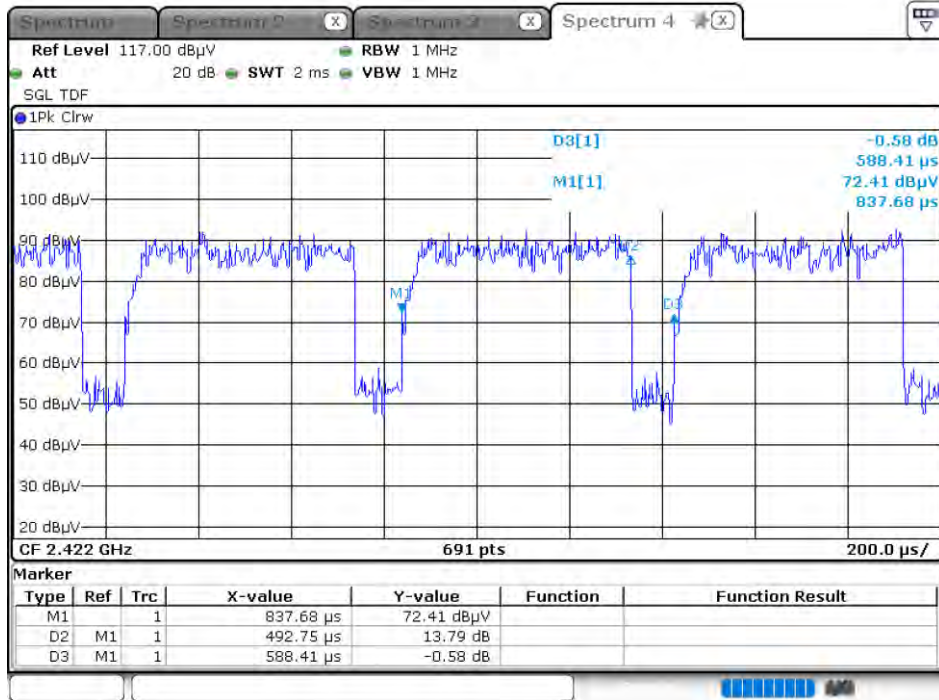
Date: 26.DEC.2019 21:25:01

802.11n20



Date: 26.DEC.2019 21:41:57

802.11n40



Date: 26.DEC.2019 22:12:09

6. EMI Reduction Method During Compliance Testing

No modification was made during testing.