





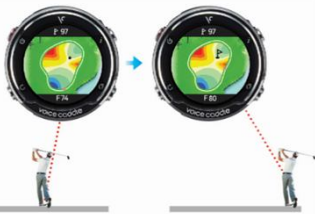


T5 Manual Book	Key Button Functions	How to Use the Golf Mode	Golf Course and Hole Recognition	How to use Green Undulation	How to Use Pin Reload																		
	<p>Full Touch Screen Power On/Off : Press and hold the power button for more than three seconds.</p> 	<p>Swipe left on the screen to enter the menu screen, then touch the 'golf mode' icon</p>  <p>Watch Screen Menu Screen</p>	<p>Automatic Hole Recognition once GPS signal is captured when touching the "Golf Mode" Icon</p> 	<p>Swipe left while in Distance Guide View to enter the Green Undulation view</p>  <p>Distance Guide View Green Undulation View</p> <p>It provides the slope of the green, height and distance information on the screen.</p>	<p>Touch the screen at the desired pin position to change pin position.</p>  <p>Touch the pin location to change Change pin position</p>																		
How to Use Smart Green View	Warranty Conditions	Notes	Caution	Caution	Warranty Conditions																		
<p>Automatically set the direction of approach based on the location of the player</p> 	<p>One Year Limited Warranty Voice Caddie warrants this hardware product against defects in materials and workmanship for a period of one year from the date of original purchase. If a defect exists, at its option Voice Caddie will (1)repair the product at no charge, (2)exchange the product with a product that is new or like-new and is at least functionally equivalent to the original product, or (3) refund the purchase price of the product. Voice Caddie shall have no obligation to repair, replace or refund until the customer returns the defective product to Voice Caddie. This warranty does not apply : (1) to damage caused by accident, abuse, misuse, misapplication, or non-Voice Caddie products; (2) to damage caused by service performed by anyone who is not a Voice Caddie Authorized Service Provider; or (3) to a product or part that has been modified without the written permission of Voice Caddie. For more information on Voice Caddie's warranty and return policy, please visit www.Voicecaddie.com</p>	<ul style="list-style-type: none"> * The time required to capture GPS satellite signals while in golf mode may vary depending on the environment (weather, topography). * The battery's usage time may be reduced during rounds in cold weather and in areas where satellite reception is poor. It is recommended to turn power on once outside and ready to begin your round to increase product usage time. * Do not leave the product in vehicles in hot temperatures or humid places as damage may occur. 	<p>This equipment has been tested and found to comply with the limits for a Class B digital device, pursuant to part 15 of the FCC Rules.</p> <p>These limits are designed to provide reasonable protection against harmful interference in a residential installation. This equipment generates, uses and can radiate radio frequency energy and, if not installed and used in accordance with the instructions, may cause harmful interference to radio communications. However, there is no guarantee that interference will not occur in a particular installation. If this equipment does cause harmful interference to radio or television reception, which can be determined by turning the equipment off and on, the user is encouraged to try to correct the interference by one or more of the following measures:</p>	<ul style="list-style-type: none"> *Reorient or relocate the receiving antenna. *Increase the separation between the equipment and receiver. *Connect the equipment into an outlet on a circuit different from that to which the receiver is connected. *Consult the dealer or an experienced radio/TV technician for help. *This device complies with part 15 of the FCC Rules. Operation is subject to the following two conditions: 1)This device may not cause harmful interference, and 2) this device must accept any interference received, including interference that may cause undesired operation. *Any changes or modifications not expressly approved by the party responsible for compliance could void the user's authority to operate this equipment. *FCC ID: 2ABTKT5 	<table border="1" data-bbox="1870 933 2206 1125"> <thead> <tr> <th>Product</th> <th>Voice Caddie</th> <th colspan="2">Warranty Period</th> </tr> </thead> <tbody> <tr> <td>Model</td> <td>T5</td> <td colspan="2" rowspan="4">One year after the date of purchase (other components is 6 months)</td> </tr> <tr> <td>Serial Number</td> <td></td> </tr> <tr> <td>Date of Purchase</td> <td></td> </tr> <tr> <td>Purchase's Address</td> <td></td> </tr> <tr> <td>Full Name</td> <td></td> <td>Telephone</td> <td></td> </tr> </tbody> </table> <p>voice caddie Ucomm Technology Inc.</p> <p>Call : 82) 1577-2862 A/S Center : Hyungjae B/D 6F, 18 (Yangjae-dong 351-5), Seocho-gu, Seoul</p>	Product	Voice Caddie	Warranty Period		Model	T5	One year after the date of purchase (other components is 6 months)		Serial Number		Date of Purchase		Purchase's Address		Full Name		Telephone	
Product	Voice Caddie	Warranty Period																					
Model	T5	One year after the date of purchase (other components is 6 months)																					
Serial Number																							
Date of Purchase																							
Purchase's Address																							
Full Name		Telephone																					

Supplier's Declaration of Conformity

Unique Identifier: (e.g., Trade Name, Model Number)

VoiceCaddie Watch T5

Party issuing Supplier's Declaration of Conformity

UCOMM TECHNOLOGY CO., LTD.

Street Address : #2108-2112, Pyeongchon

Smart Bay 123 Beolmal-Ro, Dongan-Gu

City, State : Anyang-Si, Gyeonggi-Do

Postal Code

Country : South Korea

Telephone number or internet contact

information : cjlee@ucommtech.com

Responsible Party – U.S. Contact Information

Street Address : 13951 Valley View Ave.

City, State : La Mirada, CA

Postal Code : 90638

United States : United States

Telephone number or internet contact

information : 562-926-3978 /

swoo@voicecaddie.com