

Appendix A. Setup Photographs

<Conducted Emission>


Mode 1




<Radiated Emission>

X Plane for 2.4GHz

LF




HF



Y Plane for 5GHz

LF



HF

