





















<div></div> <div>Monopod Bluetooth</div> <div>Podziękujemy za zakup monopodu Bluetooth. Prosimy o przeczytanie niniejszego poradnika, aby zapoznać się z funkcjami urządzenia, sposobami obsługi oraz o jego konserwacji. Wskazujemy na to, że niniejszy poradnik nie stanowi gwarancji, nie gwarantujemy, że informacje zawarte w nim są aktualne i nie ponosimy odpowiedzialności za ich niezgodność z rzeczywistością.</div>	<div> Zawartość zestawu</div> <div><ul style="list-style-type: none">• monopod• kabel USB</div> <div> Specyfikacja</div> <div><p>Wersja: mono USB</p><p>Cała szerokość: ~ 70 mm</p><p>Wysokość: ~ 100 mm</p><p>Waga: ~ 100 g</p></div> <div> Parametry Bluetooth</div> <div><p>Wersja: 4.0</p><p>Wersja: 4.0</p></div> <div> Parametry baterii</div> <div><p>Wersja: 4.0</p><p>Wersja: 4.0</p></div> <div> Parametry</div> <div><p>1. Włącz monopod (przełącznik ON/OFF).</p><p>2. Włącz monopod (przełącznik ON/OFF).</p><p>3. Włącz monopod (przełącznik ON/OFF).</p><p>4. Włącz monopod (przełącznik ON/OFF).</p></div>	<div> Instrukcja obsługi</div> <div><p>1. Włącz monopod (przełącznik ON/OFF).</p><p>2. Włącz monopod (przełącznik ON/OFF).</p><p>3. Włącz monopod (przełącznik ON/OFF).</p><p>4. Włącz monopod (przełącznik ON/OFF).</p></div> <div> Rozwiązywanie problemów</div> <div><p>1. Włącz monopod (przełącznik ON/OFF).</p><p>2. Włącz monopod (przełącznik ON/OFF).</p><p>3. Włącz monopod (przełącznik ON/OFF).</p><p>4. Włącz monopod (przełącznik ON/OFF).</p></div>
	<div></div>	<div></div>

<div></div> <div>Bluetooth monopod</div> <div>Thank you for buying our Bluetooth monopod. Before using the product, please read the manual carefully to learn more about the functions and operation. We do not warrant or accept the device by yourself. Using or using more than one device may cause damage to the device or the device may be damaged.</div>	<div> Content</div> <div><ul style="list-style-type: none">• monopod• USB charging cable</div> <div> Specification</div> <div><p>Wersja: mono USB</p><p>Wersja: 4.0</p><p>Wersja: 4.0</p><p>Wersja: 4.0</p></div> <div> Bluetooth parameters</div> <div><p>Wersja: 4.0</p><p>Wersja: 4.0</p></div> <div> Battery parameters</div> <div><p>Wersja: 4.0</p><p>Wersja: 4.0</p></div> <div> Pairing</div> <div><p>1. Turn on the device (press ON/OFF button).</p><p>2. Turn on the Bluetooth function in your mobile phone.</p><p>3. Turn on the Bluetooth function in your mobile phone.</p><p>4. Turn on the Bluetooth function in your mobile phone.</p></div>	<div> Taking photos</div> <div><p>1. Press the monopod (press ON/OFF button).</p><p>2. Press the monopod (press ON/OFF button).</p><p>3. Press the monopod (press ON/OFF button).</p><p>4. Press the monopod (press ON/OFF button).</p></div> <div> Troubleshooting</div> <div><p>1. Press the monopod (press ON/OFF button).</p><p>2. Press the monopod (press ON/OFF button).</p><p>3. Press the monopod (press ON/OFF button).</p><p>4. Press the monopod (press ON/OFF button).</p></div>
	<div></div>	<div></div>

FCC RF Radiation Exposure Statement:

This equipment complies with FCC radiation exposure limits set forth for an uncontrolled environment. End users must follow the specific operating instructions for satisfying RF exposure compliance. This transmitter must not be collocated or operating in conjunction with any other antenna or transmitter.

The device has been evaluated to meet general RF exposure requirement. The device can be used in portable exposure condition without restriction.

FCC Caution: Any changes or modifications not expressly approved by the party responsible for compliance could void the user's authority to operate this equipment.

This device complies with Part 15 of the FCC Rules. Operation is subject to the following two conditions: (1) This device may not cause harmful interference, and (2) this device must accept any interference received, including interference that may cause undesired

NOTE: This equipment has been tested and found to comply with the limits for a Class B digital device, pursuant to Part 15 of the FCC Rules.

These limits are

designed to provide reasonable protection against harmful interference in a residential installation. This equipment generates, uses and can radiate radio frequency energy and, if not installed and used in accordance with the instructions, may cause harmful interference to radio communications.

However, there is no guarantee that interference will not occur in a particular installation.

If this equipment does cause harmful interference to radio or television reception, which can be determined by turning the equipment off and on, the user is encouraged to