

Attachment 1

➤ Test Setup Photograph

<Conducted Emission>

Test Mode : Mode 1: 433.2MHz (Power by PC)

Description : Front View of Conducted Emission Test Setup



Test Mode : Mode 1: 433.2MHz (Power by PC)

Description : Back View of Conducted Emission Test Setup



Test Mode : Mode 3: 434.64MHz (Power by PC)
Description : Front View of Conducted Emission Test Setup




Test Mode : Mode 3: 434.64MHz (Power by PC)
Description : Back View of Conducted Emission Test Setup



<Radiated Emission>


Test Mode : Mode 1: 433.2MHz (Power by PC)

Description : Front View of Radiated Emission Test Setup (Bi-Log)




Test Mode : Mode 1: 433.2MHz (Power by PC)


Description : Back View of Radiated Emission Test Setup (Bi-Log)




Test Mode : Mode 2: 433.2MHz (Power by Battery)
Description : Front View of Radiated Emission Test Setup (Bi-Log)




Test Mode : Mode 2: 433.2MHz (Power by Battery)
Description : Back View of Radiated Emission Test Setup (Bi-Log)




Test Mode : Mode 3: 433.64MHz (Power by PC)
Description : Front View of Radiated Emission Test Setup (Bi-Log)




Test Mode : Mode 3: 433.64MHz (Power by PC)
Description : Back View of Radiated Emission Test Setup (Bi-Log)




Test Mode : Mode 4: 434.64MHz (Power by Battery)
Description : Front View of Radiated Emission Test Setup (Bi-Log)




Test Mode : Mode 4: 434.64MHz (Power by Battery)
Description : Back View of Radiated Emission Test Setup (Bi-Log)




Test Mode : Mode 1: 433.2MHz (Power by PC)
Description : Front View of Radiated Emission Test Setup (Horn)




Test Mode : Mode 1: 433.2MHz (Power by PC)
Description : Back View of Radiated Emission Test Setup (Horn)




Test Mode : Mode 2: 433.2MHz (Power by Battery)
Description : Front View of Radiated Emission Test Setup (Horn)




Test Mode : Mode 2: 433.2MHz (Power by Battery)
Description : Back View of Radiated Emission Test Setup (Horn)




Test Mode : Mode 3: 434.64MHz (Power by PC)
Description : Front View of Radiated Emission Test Setup (Horn)



Test Mode : Mode 3: 434.64MHz (Power by PC)
Description : Back View of Radiated Emission Test Setup (Horn)



Test Mode : Mode 4: 434.64MHz (Power by Battery)
Description : Front View of Radiated Emission Test Setup (Horn)



Test Mode : Mode 4: 434.64MHz (Power by Battery)
Description : Back View of Radiated Emission Test Setup (Horn)

