

2.8. Test Photo

Test Mode : Mode 1: 433.2MHz (Power by PC)

Description : Front View of Conducted Emission Test Setup



Test Mode : Mode 1: 433.2MHz (Power by PC)

Description : Back View of Conducted Emission Test Setup



Test Mode : Mode 3: 434.64MHz (Power by PC)
Description : Front View of Conducted Emission Test Setup




Test Mode : Mode 3: 434.64MHz (Power by PC)
Description : Back View of Conducted Emission Test Setup



3.8. Test Photo


Test Mode : Mode 1: 433.2MHz (Power by PC)

Description : Front View of Radiated Emission Test Setup (Bi-Log)




Test Mode : Mode 1: 433.2MHz (Power by PC)


Description : Back View of Radiated Emission Test Setup (Bi-Log)




Test Mode : Mode 2: 433.2MHz (Power by Battery)
Description : Front View of Radiated Emission Test Setup (Bi-Log)




Test Mode : Mode 2: 433.2MHz (Power by Battery)
Description : Back View of Radiated Emission Test Setup (Bi-Log)



Test Mode : Mode 3: 433.64MHz (Power by PC)
Description : Front View of Radiated Emission Test Setup (Bi-Log)




Test Mode : Mode 3: 433.64MHz (Power by PC)
Description : Back View of Radiated Emission Test Setup (Bi-Log)




Test Mode : Mode 4: 434.64MHz (Power by Battery)
Description : Front View of Radiated Emission Test Setup (Bi-Log)



Test Mode : Mode 4: 434.64MHz (Power by Battery)
Description : Back View of Radiated Emission Test Setup (Bi-Log)




Test Mode : Mode 1: 433.2MHz (Power by PC)
Description : Front View of Radiated Test (Horn)



Test Mode : Mode 1: 433.2MHz (Power by PC)
Description : Back View of Radiated Test (Horn)



Test Mode : Mode 3: 434.64MHz (Power by PC)
Description : Front View of Radiated Test (Horn)



Test Mode : Mode 3: 434.64MHz (Power by PC)
Description : Back View of Radiated Test (Horn)

