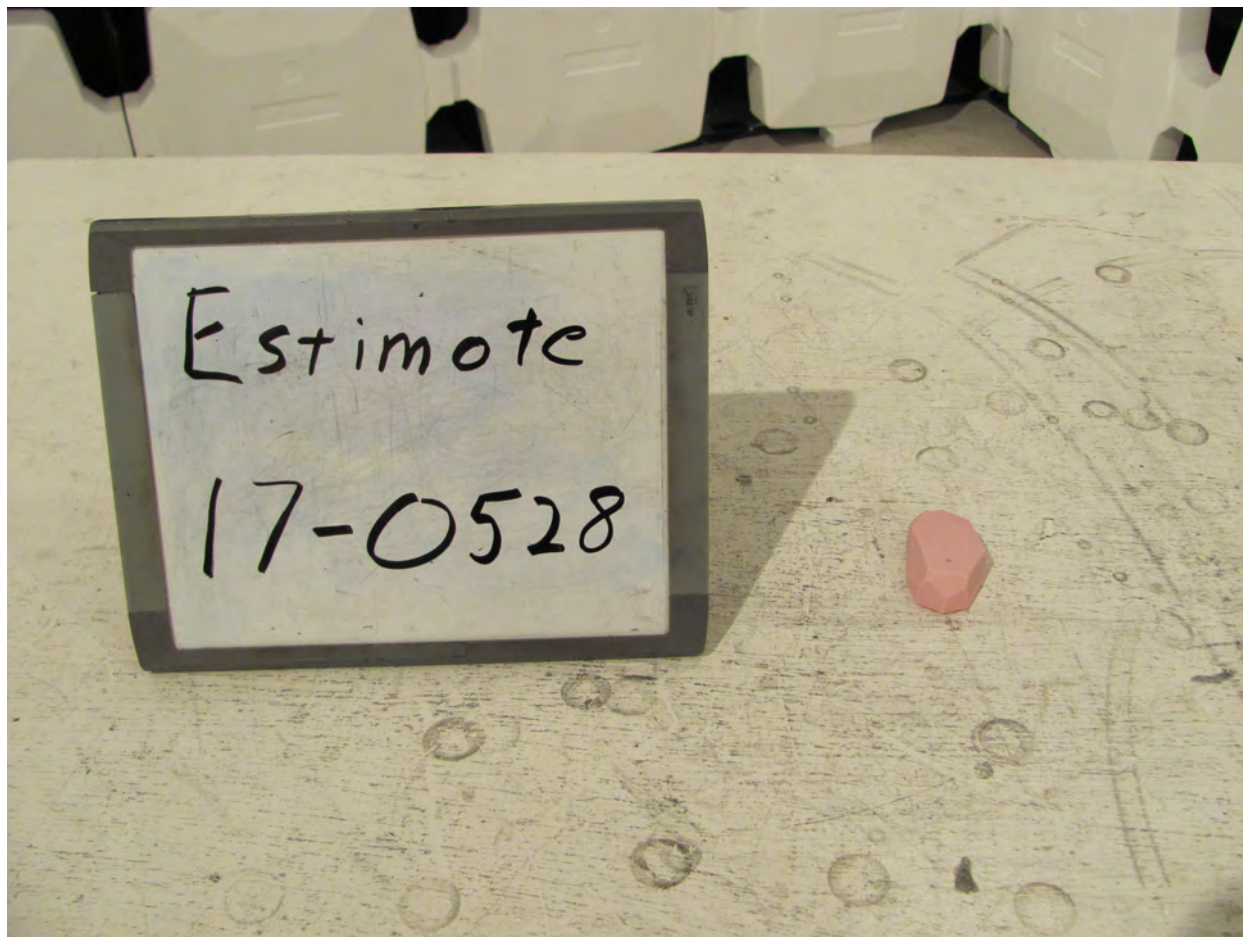


US Tech Test Report:  
FCC ID:  
IC:  
Test Report Number:  
Issue Date:  
Customer:  
Model:

FCC Part 15 Certification  
2ABP2-EST0317  
11753A-EST0317  
17-0528  
December 14, 2017  
Estimate  
F3.6


## TEST CONFIGURATION PHOTOGRAPHS



**Figure 1. Radiated Emission Test Setup, (80 cm Height)**

US Tech Test Report:  
FCC ID:  
IC:  
Test Report Number:  
Issue Date:  
Customer:  
Model:


FCC Part 15 Certification  
2ABP2-EST0317  
11753A-EST0317  
17-0528  
December 14, 2017  
Estimate  
F3.6



**Figure 2. Radiated Emissions Test Setup (150 cm Height)**

US Tech Test Report:  
FCC ID:  
IC:  
Test Report Number:  
Issue Date:  
Customer:  
Model:

FCC Part 15 Certification  
2ABP2-EST0317  
11753A-EST0317  
17-0528  
December 14, 2017  
Estimate  
F3.6




**Figure 3. Intentional Radiated Emissions Test Setup, Above 1GHz**



US Tech Test Report:  
FCC ID:  
IC:  
Test Report Number:  
Issue Date:  
Customer:  
Model:


FCC Part 15 Certification  
2ABP2-EST0317  
11753A-EST0317  
17-0528  
December 14, 2017  
Estimate  
F3.6



**Figure 4. Radiated Emissions Test Setup, Below 30 MHz (Loop)**

US Tech Test Report:  
FCC ID:  
IC:  
Test Report Number:  
Issue Date:  
Customer:  
Model:


FCC Part 15 Certification  
2ABP2-EST0317  
11753A-EST0317  
17-0528  
December 14, 2017  
Estimate  
F3.6



**Figure 5. Radiated Emissions Test Setup, 30 MHz to 200 MHz  
(For Both Intentional and Unintentional Emissions)**

US Tech Test Report:  
FCC ID:  
IC:  
Test Report Number:  
Issue Date:  
Customer:  
Model:

FCC Part 15 Certification  
2ABP2-EST0317  
11753A-EST0317  
17-0528  
December 14, 2017  
Estimate  
F3.6




**Figure 6. Radiated Emissions Test Setup, 200 MHz to 1000 MHz  
(For Both Intentional and Unintentional Emissions)**



US Tech Test Report:  
FCC ID:  
IC:  
Test Report Number:  
Issue Date:  
Customer:  
Model:

FCC Part 15 Certification  
2ABP2-EST0317  
11753A-EST0317  
17-0528  
December 14, 2017  
Estimate  
F3.6



**Figure 7. Unintentional Radiated Emissions Test Above 1 GHz**