


US Tech Test Report:
FCC ID:
Test Report Number:
Issue Date:
Customer:
Model:

FCC Part 15 Certification
2ABP2-EST0217
17-0238
July 19, 2017
Estimate
B0

TEST CONFIGURATION PHOTOGRAPHS



**Figure 1. Intentional Radiated Emissions Test Setup
(Worst Case Position)**

US Tech Test Report:
FCC ID:
Test Report Number:
Issue Date:
Customer:
Model:

FCC Part 15 Certification
2ABP2-EST0217
17-0238
July 19, 2017
Estimate
B0



Figure 2. Intentional Radiated Emissions Test Setup, Above 1GHz (Fundamental and Harmonics)

US Tech Test Report:
FCC ID:
Test Report Number:
Issue Date:
Customer:
Model:

FCC Part 15 Certification
2ABP2-EST0217
17-0238
July 19, 2017
Estimate
B0




Figure 3. Radiated Emissions Test Setup, Below 30 MHz (X-Position)

US Tech Test Report:
FCC ID:
Test Report Number:
Issue Date:
Customer:
Model:

FCC Part 15 Certification
2ABP2-EST0217
17-0238
July 19, 2017
Estimate
B0




Figure 4. Radiated Emissions Test Setup, Below 30 MHz (Y-Position)

US Tech Test Report:
FCC ID:
Test Report Number:
Issue Date:
Customer:
Model:

FCC Part 15 Certification
2ABP2-EST0217
17-0238
July 19, 2017
Estimate
B0




Figure 5. Radiated Emissions Test Setup, Below 30 MHz (Z-Position)

US Tech Test Report:
FCC ID:
Test Report Number:
Issue Date:
Customer:
Model:


FCC Part 15 Certification
2ABP2-EST0217
17-0238
July 19, 2017
Estimate
B0



Figure 6. Unintentional Radiated Emissions Test Configuration Setup

US Tech Test Report:
FCC ID:
Test Report Number:
Issue Date:
Customer:
Model:


FCC Part 15 Certification
2ABP2-EST0217
17-0238
July 19, 2017
Estimate
B0



**Figure 7. Radiated Emissions Test Setup, 30 MHz to 200 MHz
(For Both Intentional and Unintentional Emissions)**

US Tech Test Report:
FCC ID:
Test Report Number:
Issue Date:
Customer:
Model:

FCC Part 15 Certification
2ABP2-EST0217
17-0238
July 19, 2017
Estimate
B0



**Figure 8. Radiated Emissions Test Setup, 200 MHz to 1000 MHz
(For Both Intentional and Unintentional Emissions)**

US Tech Test Report:
FCC ID:
Test Report Number:
Issue Date:
Customer:
Model:

FCC Part 15 Certification
2ABP2-EST0217
17-0238
July 19, 2017
Estimote
B0




Figure 9. Unintentional Radiated Emissions Test Above 1 GHz