

US Tech Test Report:
FCC ID:
IC:
Test Report Number:
Issue Date:
Customer:
Model:

FCC Part 15 Certification
2ABP2-EST0117
11753A-EST0217
17-0142
June 21, 2017
Estimote
Beacon G1.12

TEST CONFIGURATION PHOTOGRAPHS



**Figure 1. Intentional Radiated Emissions Test Setup
(Worst Case Position)**

US Tech Test Report:
FCC ID:
IC:
Test Report Number:
Issue Date:
Customer:
Model:

FCC Part 15 Certification
2ABP2-EST0117
11753A-EST0217
17-0142
June 21, 2017
Estimote
Beacon G1.12



Figure 2. Intentional Radiated Emissions Test Setup, Above 1GHz

US Tech Test Report:
FCC ID:
IC:
Test Report Number:
Issue Date:
Customer:
Model:

FCC Part 15 Certification
2ABP2-EST0117
11753A-EST0217
17-0142
June 21, 2017
Estimote
Beacon G1.12




Figure 3. Radiated Emissions Test Setup, Below 30 MHz (X-Position)

US Tech Test Report:
FCC ID:
IC:
Test Report Number:
Issue Date:
Customer:
Model:

FCC Part 15 Certification
2ABP2-EST0117
11753A-EST0217
17-0142
June 21, 2017
Estimote
Beacon G1.12




Figure 4. Radiated Emissions Test Setup, Below 30 MHz (Y-Position)

US Tech Test Report:
FCC ID:
IC:
Test Report Number:
Issue Date:
Customer:
Model:

FCC Part 15 Certification
2ABP2-EST0117
11753A-EST0217
17-0142
June 21, 2017
Estimate
Beacon G1.12




Figure 5. Radiated Emissions Test Setup, Below 30 MHz (Z-Position)

US Tech Test Report:
FCC ID:
IC:
Test Report Number:
Issue Date:
Customer:
Model:


FCC Part 15 Certification
2ABP2-EST0117
11753A-EST0217
17-0142
June 21, 2017
Estimote
Beacon G1.12



**Figure 6. Radiated Emissions Test Setup, 30 MHz to 200 MHz
(For Both Intentional and Unintentional Emissions)**

US Tech Test Report:
FCC ID:
IC:
Test Report Number:
Issue Date:
Customer:
Model:

FCC Part 15 Certification
2ABP2-EST0117
11753A-EST0217
17-0142
June 21, 2017
Estimote
Beacon G1.12



**Figure 7. Radiated Emissions Test Setup, 200 MHz to 1000 MHz
(For Both Intentional and Unintentional Emissions)**

US Tech Test Report:
FCC ID:
IC:
Test Report Number:
Issue Date:
Customer:
Model:

FCC Part 15 Certification
2ABP2-EST0117
11753A-EST0217
17-0142
June 21, 2017
Estimote
Beacon G1.12




Figure 8. Unintentional Radiated Emissions Test Above 1 GHz

US Tech Test Report:
FCC ID:
IC:
Test Report Number:
Issue Date:
Customer:
Model:

FCC Part 15 Certification
2ABP2-EST0117
11753A-EST0217
17-0142
June 21, 2017
Estimote
Beacon G1.12



Figure 9. Unintentional Radiated Emission Test Setup, Front