



**FCC PART 27**  
**FCC PART 22H, PART 24E**  
**MEASUREMENT AND TEST REPORT**

For

**Sky Phone LLC**

1348 Washington Av. Suite 350, Miami Beach, Florida, United States

**FCC ID: 2ABOSSKYPLATM5**

|   |  |
|---|--|
| <b>Report Type:</b><br>Original Report  | <b>Product Type:</b><br>3G Smart Phone |
| <b>Report Number:</b> RSZ171228008-00D  |  |
| <b>Report Date:</b> 2018-02-02  |  |
| <b>Reviewed By:</b> RF Engineer   | Rocky Kang<br><i>Rocky Kang</i>        |
| <b>Prepared By:</b> Bay Area Compliance Laboratories Corp. (Shenzhen)<br>6/F., West Wing, Third Phase of Wanli Industrial Building, Shihua Road, Futian Free Trade Zone, Shenzhen, Guangdong, China<br>Tel: +86-755-33320018<br>Fax: +86-755-33320008<br><a href="http://www.baclcorp.com.cn">www.baclcorp.com.cn</a> |  |

**Note:** This report must not be used by the customer to claim product certification, approval, or endorsement by NVLAP\* or any agency of the Federal Government. \* This report may contain data that are not covered by the NVLAP accreditation and are marked with an asterisk “\*”.

## TABLE OF CONTENTS

|   |           |
|---|-----------|
| <b>GENERAL INFORMATION.....</b>   | <b>4</b>  |
| PRODUCT DESCRIPTION FOR EQUIPMENT UNDER TEST (EUT) .....  | 4         |
| OBJECTIVE .....   | 4         |
| RELATED SUBMITTAL(S)/GRANT(S).....  | 4         |
| TEST METHODOLOGY .....  | 4         |
| MEASUREMENT UNCERTAINTY.....  | 5         |
| TEST FACILITY .....   | 5         |
| <b>SYSTEM TEST CONFIGURATION.....</b>   | <b>6</b>  |
| DESCRIPTION OF TEST CONFIGURATION .....   | 6         |
| EQUIPMENT MODIFICATIONS .....   | 6         |
| SUPPORT EQUIPMENT LIST AND DETAILS .....  | 6         |
| BLOCK DIAGRAM OF TEST SETUP .....   | 6         |
| <b>SUMMARY OF TEST RESULTS .....</b>  | <b>7</b>  |
| <b>TEST EQUIPMENT LIST .....</b>  | <b>8</b>  |
| <b>FCC §1.1307(B) &amp; §2.1093 - RF EXPOSURE INFORMATION.....</b>  | <b>9</b>  |
| APPLICABLE STANDARD .....   | 9         |
| TEST RESULT .....   | 9         |
| <b>FCC §2.1047 - MODULATION CHARACTERISTIC .....</b>  | <b>10</b> |
| <b>FCC § 2.1046, § 22.913 (A) &amp; § 24.232 (C); §27.50 (D) - RF OUTPUT POWER.....</b>                             | <b>11</b> |
| APPLICABLE STANDARD .....   | 11        |
| TEST PROCEDURE .....  | 11        |
| TEST DATA .....   | 11        |
| <b>FCC §2.1049, §22.917, §22.905 &amp; §24.238 &amp; §27.53 - OCCUPIED BANDWIDTH.....</b>                           | <b>18</b> |
| APPLICABLE STANDARD .....   | 18        |
| TEST PROCEDURE .....  | 18        |
| TEST DATA .....   | 18        |
| <b>FCC §2.1051, §22.917(A) &amp; §24.238(A); §27.53 (H) (M) - SPURIOUS EMISSIONS AT ANTENNA<br/>TERMINALS .....</b> | <b>26</b> |
| APPLICABLE STANDARD .....   | 26        |
| TEST PROCEDURE .....  | 26        |
| TEST DATA .....   | 26        |
| <b>FCC § 2.1053; § 22.917 (A);§ 24.238 (A); §27.53 (H)(M) SPURIOUS RADIATED EMISSIONS.....</b>                      | <b>34</b> |
| APPLICABLE STANDARD .....   | 34        |
| TEST PROCEDURE .....  | 34        |
| TEST DATA .....   | 34        |
| <b>FCC § 22.917 (A); § 24.238 (A); §27.53 (H)(M) - BAND EDGES .....</b>   | <b>37</b> |
| APPLICABLE STANDARD .....   | 37        |
| TEST PROCEDURE .....  | 37        |
| TEST DATA .....   | 37        |

**FCC § 2.1055; § 22.355; § 24.235; §27.54; - FREQUENCY STABILITY .....49**  
APPLICABLE STANDARD .....49  
TEST PROCEDURE .....49  
TEST DATA .....50

## GENERAL INFORMATION

---

### Product Description for Equipment under Test (EUT)

The *Sky Phone LLC*'s product, model number: Platinum A5 (FCC ID: 2ABOSSKYPLATM5) or the "EUT" in this report was a 3G Smart Phone, which was measured approximately: 14.52cm (L) × 7.21 cm (W) × 0.95 cm (H), rated with input voltage: DC 3.7 V battery or DC 5.0V from adapter.

#### Adapter Information:

Model: D31-02051000

Input: AC 100-240V, 50/60Hz, 0.2A

Output: DC 5.0V, 1.0A

*Notes: This series products model: Platinum M5 and Platinum A5 are electrically identical; the difference among them is only model number due to marketing purpose. Model Platinum A5 was selected for fully testing, the detailed information can be referred to the declaration letter which was stated and guaranteed by the applicant.*

*\*All measurement and test data in this report was gathered from production sample serial number: 1702891 (Assigned by BACL, Shenzhen). The EUT supplied by the applicant was received on 2017-12-28.*

### Objective

This test report is prepared on behalf of *Sky Phone LLC* in accordance with Part 2-Subpart J, Part 22-Subpart H and Part 24-Subpart E and Subpart 27 of the Federal Communication Commissions rules.

The objective is to determine the compliance of EUT with FCC rules for output power, modulation characteristic, occupied bandwidth, and spurious emission at antenna terminal, spurious radiated emission, frequency stability, and band edge.

### Related Submittal(s)/Grant(s)

FCC Part 15B JBP, Part 15.247 DSS & DTS submissions with FCC ID: 2ABOSSKYPLATM5

### Test Methodology

All tests and measurements indicated in this document were performed in accordance with the Code of Federal Regulations Title 47 Part 2, Sub-Part J as well as the following parts:

Part 22 Subpart H - Public Mobile Services

Part 24 Subpart E - Personal Communication Services

Part 27 – Miscellaneous wireless communications services

Applicable Standards: TIA/EIA 603-D and KDB 971168 D01 v03.

All emissions measurement was performed at Bay Area Compliance Laboratories Corp. (Shenzhen). The radiated testing was performed at an antenna-to-EUT distance of 3 meters.

**Measurement Uncertainty**

| Parameter                    |            | uncertainty |
|------------------------------|------------|-------------|
| Occupied Channel Bandwidth   |            | ±5%         |
| RF output power, conducted   |            | ±1.5dB      |
| Unwanted Emission, conducted |            | ±1.5dB      |
| Emissions,<br>radiated       | Below 1GHz | ±4.70dB     |
|                              | Above 1GHz | ±4.80dB     |
| Temperature                  |            | ±1 °C       |
| Supply voltages              |            | ±0.4%       |

**Test Facility**

The Test site used by Bay Area Compliance Laboratories Corp. (Shenzhen) to collect test data is located on the 6/F., West Wing, Third Phase of Wanli Industrial Building, Shihua Road, Futian Free Trade Zone, Shenzhen, Guangdong, China.

The test site has been approved by the FCC under the KDB 974614 D01 and is listed in the FCC Public Access Link (PAL) database, FCC Registration No. : 382179, the FCC Designation No. : CN5001.

The test site has been registered with ISED Canada under ISED Canada Registration Number 3062B.

## SYSTEM TEST CONFIGURATION

### Description of Test Configuration

The EUT was configured for testing according to TIA/EIA-603-D.

The final qualification test was performed with the EUT operating at normal mode.

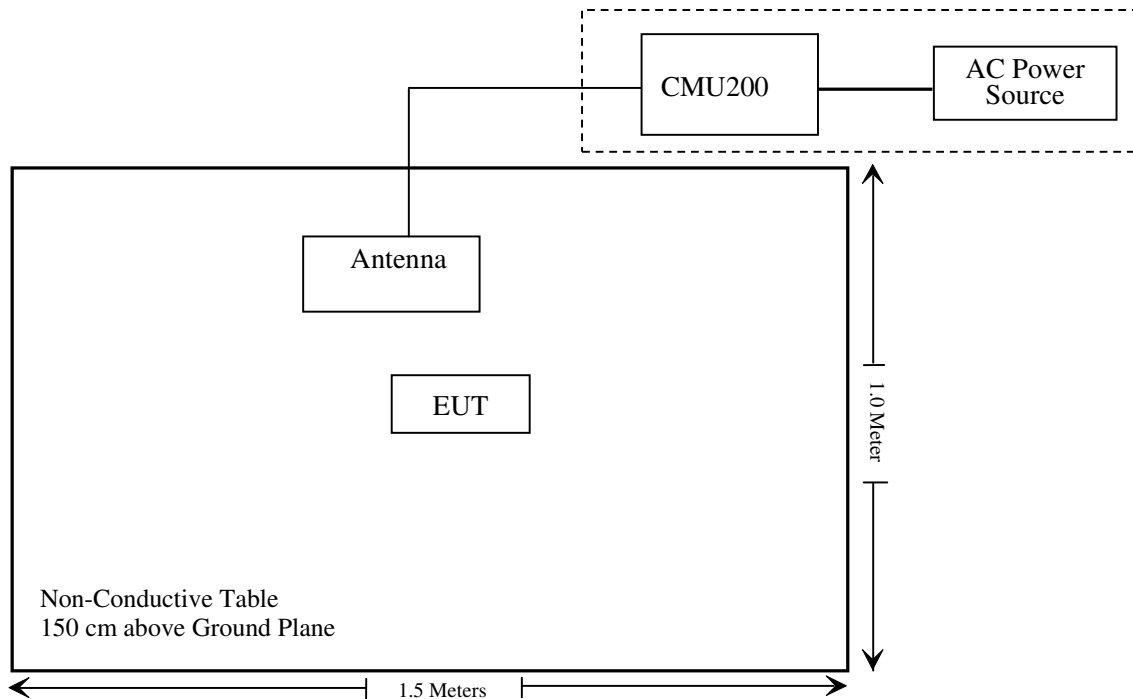
### Equipment Modifications

No modification was made to the EUT.

### Support Equipment List and Details

| Manufacturer    | Description                          | Model  | Serial Number |
|-----------------|--------------------------------------|--------|---------------|
| Rohde & Schwarz | Universal Radio Communication Tester | CMU200 | 106891        |

### Block Diagram of Test Setup



## SUMMARY OF TEST RESULTS

| FCC Rules   | Description of Test                    | Result         |
|---|--|----------------|
| §1.1307, §2.1093  | RF Exposure (SAR)                      | Compliance*    |
| §2.1046; § 22.913 (a);<br>§ 24.232 (c); §27.50 (d)<br>(h) | RF Output Power                        | Compliance     |
| § 2.1047  | Modulation Characteristics             | Not Applicable |
| § 2.1049; § 22.905;<br>§ 22.917; § 24.238; §27.53         | Occupied Bandwidth                     | Compliance     |
| § 2.1051; § 22.917 (a);<br>§ 24.238 (a); §27.53 (h)(m)    | Spurious Emissions at Antenna Terminal | Compliance     |
| § 2.1053; § 22.917 (a);<br>§ 24.238 (a); §27.53 (h)(m)    | Field Strength of Spurious Radiation   | Compliance     |
| § 22.917 (a);<br>§ 24.238 (a); §27.53 (h)(m)              | Band Edge                              | Compliance     |
| § 2.1055; § 22.355;<br>§ 24.235; §27.54;                  | Frequency stability                    | Compliance     |

Compliance\*: Please refer to SAR report released by BA CL, report number: RSZ171228008-20A.

**TEST EQUIPMENT LIST**

| Manufacturer                  | Description                         | Model                 | Serial Number       | Calibration Date | Calibration Due Date |
|-------------------------------|-------------------------------------|-----------------------|---------------------|------------------|----------------------|
| <b>Radiated Emission Test</b> |                                     |                       |                     |                  |                      |
| A.H.System                    | Horn Antenna                        | SAS-200/571           | 135                 | 2015-08-18       | 2018-08-17           |
| Rohde & Schwarz               | Signal Analyzer                     | FSIQ26                | 8386001028          | 2017-04-24       | 2018-04-24           |
| Sunol Sciences                | Bi-log Antenna                      | JB1                   | A040904-2           | 2017-12-17       | 2020-12-16           |
| Mini                          | Pre-amplifier                       | ZVA-183-S+            | 5969001149          | 2017-05-21       | 2018-05-21           |
| HP                            | Amplifier                           | HP8447E               | 1937A01046          | 2017-11-19       | 2018-05-21           |
| Anritsu                       | Signal Generator                    | 68369B                | 004114              | 2017-12-05       | 2018-12-05           |
| Rohde & Schwarz               | EMI Test Receiver                   | ESCI                  | 101120              | 2017-12-07       | 2018-12-07           |
| Rohde & Schwarz               | Auto test Software                  | EMC32                 | V9.10               | NCR              | NCR                  |
| COM POWER                     | Dipole Antenna                      | AD-100                | 041000              | NCR              | NCR                  |
| A.H. System                   | Horn Antenna                        | SAS-200/571           | 135                 | 2015-08-18       | 2018-08-17           |
| Ducommun technologies         | RF Cable                            | UFA210A-1-4724-30050U | MFR64369 223410-001 | 2017-12-07       | 2018-12-07           |
| Ducommun technologies         | RF Cable                            | 104PEA                | 218124002           | 2017-11-19       | 2018-05-21           |
| Ducommun technologies         | RF Cable                            | RG-214                | 1                   | 2017-11-19       | 2018-05-21           |
| Ducommun technologies         | RF Cable                            | RG-214                | 2                   | 2017-11-22       | 2018-05-22           |
| Ducommun Technologies         | Horn Antenna                        | ARH-4223-02           | 1007726-04          | 2017-12-29       | 2018-12-28           |
| Ducommun technologies         | Horn Antenna                        | ARH-4223-02           | 1007726-03          | 2017-12-29       | 2018-12-28           |
| Ducommun technologies         | Pre-amplifier                       | ALN-22093530-01       | 991373-01           | 2017-08-03       | 2018-08-03           |
| <b>RF Conducted Test</b>      |                                     |                       |                     |                  |                      |
| Rohde & Schwarz               | SPECTRUM ANALYZER                   | FSU26                 | 200120              | 2017-12-05       | 2018-12-05           |
| ESPEC                         | Temperature & Humidity Chamber      | EL-10KA               | 09107726            | 2017-11-22       | 2018-11-22           |
| Long Wei                      | DC Power Supply                     | TPR-6420D             | 398363              | NCR              | NCR                  |
| Rohde & Schwarz               | Wideband Radio Communication Tester | CMU200                | 106891              | 2017-10-18       | 2018-10-18           |
| Ducommun technologies         | RF Cable                            | RG-214                | 3                   | 2017-11-22       | 2018-05-22           |
| WEINSCHHEL                    | 3dB Attenuator                      | N/A                   | N/A                 | 2017-11-22       | 2018-05-23           |
| N/A                           | Power Splitter                      | N/A                   | N/A                 | 2017-05-21       | 2018-05-21           |

\* Statement of Traceability: Bay Area Compliance Laboratories Corp. (Shenzhen) attests that all calibrations have been performed in accordance to requirements that traceable to National Primary Standards and International System of Units (SI).



---

## **FCC §1.1307(b) & §2.1093 - RF EXPOSURE INFORMATION**

---

### **Applicable Standard**

FCC§1.1310 and §2.1093.

### **Test Result**

Compliance, please refer to the SAR report: RSZ171228008-20A.

---

## **FCC §2.1047 - MODULATION CHARACTERISTIC**

---

According to FCC § 2.1047(d), Part 22H, 24E and 27 there is no specific requirement for digital modulation, therefore modulation characteristic is not presented.

**FCC § 2.1046, § 22.913 (a) & § 24.232 (c); §27.50 (d) - RF OUTPUT POWER**

**Applicable Standard**

According to FCC §2.1046 and §22.913 (a), the ERP of mobile transmitters and auxiliary test transmitters must not exceed 7 watts.

According to FCC §2.1046 and §24.232 (C), mobile and portable stations are limited to 2 watts EIRP and the equipment must employ a means for limiting power to the minimum necessary for successful communications.

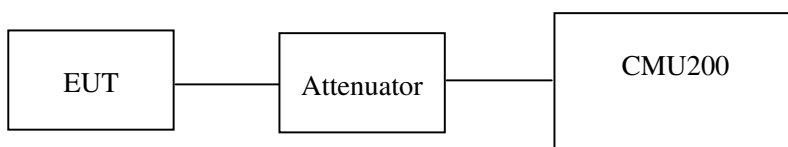
The peak-to-average power ratio (PAPR) of the transmitter output power must not exceed 13 dB.

According to §27.50(d), the maximum EIRP must not exceed 1Watts (30dBm) for 1710-1755MHz.

**Test Procedure**

*Conducted method:*

The RF output of the transmitter was connected to the CMU200 through sufficient attenuation.



*Radiated method:*

TIA 603-D section 2.2.17

**Test Data**

**Environmental Conditions**

|                           |           |
|---------------------------|-----------|
| <b>Temperature:</b>       | 25 °C     |
| <b>Relative Humidity:</b> | 52 %      |
| <b>ATM Pressure:</b>      | 101.0 kPa |

*The testing was performed by Dylan Li on 2018-01-05.*

**Conducted Power**

**Cellular Band (Part 22H)**

| Mode | Channel | Frequency (MHz) | Average Output Power (dBm) | Limit (dBm) |
|------|---------|-----------------|----------------------------|-------------|
| GSM  | 128     | 824.2           | 32.93                      | 38.45       |
|      | 190     | 836.6           | 32.97                      | 38.45       |
|      | 251     | 848.8           | 32.99                      | 38.45       |

| Mode | Channel | Frequency (MHz) | Average Output Power (dBm) |         |         |         | Limit (dBm) |
|------|---------|-----------------|----------------------------|---------|---------|---------|-------------|
|      |         |                 | 1 slot                     | 2 slots | 3 slots | 4 slots |             |
| GPRS | 128     | 824.2           | 32.98                      | 30.85   | 28.97   | 27.46   | 38.45       |
|      | 190     | 836.6           | 33.05                      | 30.91   | 29.04   | 27.56   | 38.45       |
|      | 251     | 848.8           | 33.03                      | 30.94   | 29.09   | 27.63   | 38.45       |

| Mode           | Test Mode | 3GPP Sub Test | Average Output Power (dBm) |                  |                |
|----------------|-----------|---------------|----------------------------|------------------|----------------|
|                |           |               | Low Frequency              | Middle Frequency | High Frequency |
| WCDMA (Band V) | RMC       |               | 22.68                      | 22.34            | 22.46          |
|                | HSDPA     | 1             | 21.45                      | 21.84            | 21.49          |
|                |           | 2             | 21.36                      | 21.77            | 21.43          |
|                |           | 3             | 21.52                      | 21.89            | 21.57          |
|                |           | 4             | 21.41                      | 21.72            | 21.39          |
|                | HSUPA     | 1             | 21.62                      | 21.74            | 21.57          |
|                |           | 2             | 21.58                      | 21.66            | 21.52          |
|                |           | 3             | 21.73                      | 21.79            | 21.62          |
|                |           | 4             | 21.50                      | 21.65            | 21.49          |
|                |           | 5             | 21.68                      | 21.82            | 21.66          |
|                | HSPA+     | 1             | 21.03                      | 21.07            | 21.10          |

**PCS Band (Part 24E)**

| Mode | Channel | Frequency (MHz) | Average Output Power (dBm) | Limit (dBm) |
|------|---------|-----------------|----------------------------|-------------|
| GSM  | 512     | 1850.2          | 29.20                      | 33          |
|      | 661     | 1880.0          | 28.80                      | 33          |
|      | 810     | 1909.8          | 28.71                      | 33          |

| Mode | Channel | Frequency (MHz) | Average Output Power (dBm) |         |         |         | Limit (dBm) |
|------|---------|-----------------|----------------------------|---------|---------|---------|-------------|
|      |         |                 | 1 slot                     | 2 slots | 3 slots | 4 slots |             |
| GPRS | 512     | 1850.2          | 29.08                      | 26.84   | 25.88   | 24.36   | 33          |
|      | 661     | 1880.0          | 28.86                      | 26.58   | 25.59   | 24.10   | 33          |
|      | 810     | 1909.8          | 28.73                      | 26.39   | 25.40   | 23.91   | 33          |

| Mode            | Test Mode | 3GPP Sub Test | Average Output Power (dBm) |                  |                |
|-----------------|-----------|---------------|----------------------------|------------------|----------------|
|                 |           |               | Low Frequency              | Middle Frequency | High Frequency |
| WCDMA (Band II) | RMC       |               | 21.76                      | 21.66            | 21.55          |
|                 | HSDPA     | 1             | 21.17                      | 20.83            | 20.87          |
|                 |           | 2             | 21.13                      | 20.73            | 20.84          |
|                 |           | 3             | 21.20                      | 20.91            | 20.95          |
|                 |           | 4             | 21.11                      | 20.73            | 20.80          |
|                 | HSUPA     | 1             | 20.59                      | 21.05            | 21.13          |
|                 |           | 2             | 20.56                      | 20.95            | 21.05          |
|                 |           | 3             | 20.72                      | 21.15            | 21.25          |
|                 |           | 4             | 20.50                      | 20.95            | 21.01          |
|                 |           | 5             | 20.70                      | 21.12            | 21.19          |
|                 | HSPA+     | 1             | 21.12                      | 21.15            | 21.16          |

**AWS Band (Part 27)**

| Mode            | Test Mode | 3GPP Sub Test | Average Output Power (dBm) |                  |                |
|-----------------|-----------|---------------|----------------------------|------------------|----------------|
|                 |           |               | Low Frequency              | Middle Frequency | High Frequency |
| WCDMA (Band IV) | RMC       |               | 22.09                      | 21.96            | 22.01          |
|                 | HSDPA     | 1             | 20.77                      | 21.50            | 21.02          |
|                 |           | 2             | 20.71                      | 21.43            | 20.90          |
|                 |           | 3             | 20.81                      | 21.57            | 21.12          |
|                 |           | 4             | 20.64                      | 21.39            | 20.99          |
|                 | HSUPA     | 1             | 21.29                      | 21.02            | 21.43          |
|                 |           | 2             | 21.24                      | 20.98            | 21.32          |
|                 |           | 3             | 21.33                      | 21.05            | 21.54          |
|                 |           | 4             | 21.21                      | 20.92            | 21.31          |
|                 |           | 5             | 21.37                      | 21.09            | 21.50          |
|                 | HSPA+     | 1             | 21.09                      | 21.06            | 21.11          |

**Peak-to-average ratio (PAR)****Cellular Band**

| Mode | Channel | PAR (dB) | Limit (dB) |
|------|---------|----------|------------|
| GSM  | Low     | 0.21     | 13         |
|      | Middle  | 0.13     | 13         |
|      | High    | 0.22     | 13         |

| Mode          | Channel | PAR (dB) | Limit (dB) |
|---------------|---------|----------|------------|
| WCDMA (BPSK)  | Low     | 3.35     | 13         |
|               | Middle  | 3.13     | 13         |
|               | High    | 3.37     | 13         |
| HSDPA (16QAM) | Low     | 3.37     | 13         |
|               | Middle  | 3.13     | 13         |
|               | High    | 3.31     | 13         |
| HSUPA (BPSK)  | Low     | 3.32     | 13         |
|               | Middle  | 3.13     | 13         |
|               | High    | 3.34     | 13         |
| HSPA+         | Low     | 3.44     | 13         |
|               | Middle  | 3.27     | 13         |
|               | High    | 3.16     | 13         |

**PCS Band**

| Mode | Channel | PAR (dB) | Limit (dB) |
|------|---------|----------|------------|
| GSM  | Low     | 0.22     | 13         |
|      | Middle  | 0.19     | 13         |
|      | High    | 0.17     | 13         |

| Mode          | Channel | PAR (dB) | Limit (dB) |
|---------------|---------|----------|------------|
| WCDMA (BPSK)  | Low     | 4.12     | 13         |
|               | Middle  | 3.98     | 13         |
|               | High    | 4.15     | 13         |
| HSDPA (16QAM) | Low     | 4.17     | 13         |
|               | Middle  | 3.92     | 13         |
|               | High    | 4.14     | 13         |
| HSUPA (BPSK)  | Low     | 4.15     | 13         |
|               | Middle  | 3.95     | 13         |
|               | High    | 4.16     | 13         |
| HSPA+         | Low     | 3.37     | 13         |
|               | Middle  | 3.51     | 13         |
|               | High    | 3.24     | 13         |

**AWS Band**

| Mode          | Channel | PAR (dB) | Limit (dB) |
|---------------|---------|----------|------------|
| WCDMA (BPSK)  | Low     | 3.52     | 13         |
|               | Middle  | 3.32     | 13         |
|               | High    | 3.54     | 13         |
| HSDPA (16QAM) | Low     | 3.57     | 13         |
|               | Middle  | 3.37     | 13         |
|               | High    | 3.56     | 13         |
| HSUPA (BPSK)  | Low     | 3.55     | 13         |
|               | Middle  | 3.52     | 13         |
|               | High    | 3.32     | 13         |
| HSPA+         | Low     | 3.04     | 13         |
|               | Middle  | 3.53     | 13         |
|               | High    | 3.77     | 13         |



**Radiated Power**

**GSM Mode:**

| Frequency (MHz)                                  | Receiver Reading (dBµV) | Turntable Angle Degree | Rx Antenna |             | Substituted |                 |                   | Absolute Level (dBm) | FCC Part 22H/24E |             |
|--|-------------------------|------------------------|------------|-------------|-------------|-----------------|-------------------|----------------------|------------------|-------------|
|  |                         |                        | Height (m) | Polar (H/V) | Level (dBm) | Cable loss (dB) | Antenna Gain (dB) |                      | Limit (dBm)      | Margin (dB) |
| ERP for Cellular Band (Part 22H), Middle Channel |                         |                        |            |             |             |                 |                   |                      |                  |             |
| 836.6  | 81.05                   | 333                    | 1.2        | H           | 19.1        | 0.7             | 0.0               | 18.40                | 38.45            | 20.05       |
| 836.6  | 91.85                   | 275                    | 2.1        | V           | 31.9        | 0.7             | 0.0               | 31.20                | 38.45            | 7.25        |
| EIRP for PCS Band (Part 24E), Middle Channel     |                         |                        |            |             |             |                 |                   |                      |                  |             |
| 1880.00  | 89.12                   | 273                    | 1.2        | H           | 19.1        | 1.30            | 8.50              | 26.30                | 33               | 6.7         |
| 1880.00  | 89.44                   | 199                    | 2.1        | V           | 19.2        | 1.30            | 8.50              | 26.40                | 33               | 6.6         |

**WCDMA Mode:**

| Frequency (MHz)                                   | Receiver Reading (dBµV) | Turntable Angle Degree | Rx Antenna |             | Substituted |                 |                   | Absolute Level (dBm) | FCC Part 22H/24E/27 |             |
|---|-------------------------|------------------------|------------|-------------|-------------|-----------------|-------------------|----------------------|---------------------|-------------|
|   |                         |                        | Height (m) | Polar (H/V) | Level (dBm) | Cable loss (dB) | Antenna Gain (dB) |                      | Limit (dBm)         | Margin (dB) |
| ERP for WCDMA Band V (Part 22H), Middle Channel   |                         |                        |            |             |             |                 |                   |                      |                     |             |
| 836.6   | 81.26                   | 127                    | 2.2        | H           | 19.3        | 0.7             | 0.0               | 18.60                | 38.45               | 19.85       |
| 836.6   | 84.69                   | 108                    | 1.3        | V           | 24.7        | 0.7             | 0.0               | 24.00                | 38.45               | 14.45       |
| EIRP for WCDMA Band II (Part 24E), Middle Channel |                         |                        |            |             |             |                 |                   |                      |                     |             |
| 1880.00   | 86.53                   | 258                    | 1.8        | H           | 16.5        | 1.30            | 8.50              | 23.70                | 33                  | 9.3         |
| 1880.00   | 84.05                   | 304                    | 1.5        | V           | 13.8        | 1.30            | 8.50              | 21.00                | 33                  | 12.0        |
| EIRP for WCDMA Band IV (Part 27), Middle Channel  |                         |                        |            |             |             |                 |                   |                      |                     |             |
| 1732.60   | 86.17                   | 176                    | 2.1        | H           | 10.0        | 1.30            | 9.10              | 20.80                | 30                  | 9.2         |
| 1732.60   | 83.31                   | 105                    | 1.2        | V           | 10.7        | 1.30            | 9.10              | 18.50                | 30                  | 11.5        |

**Note:**

All above data were tested with no amplifier.

Absolute Level = Substituted Level - Cable loss + Antenna Gain

Margin = Limit - Absolute Level

## FCC §2.1049, §22.917, §22.905 & §24.238 & §27.53 - OCCUPIED BANDWIDTH

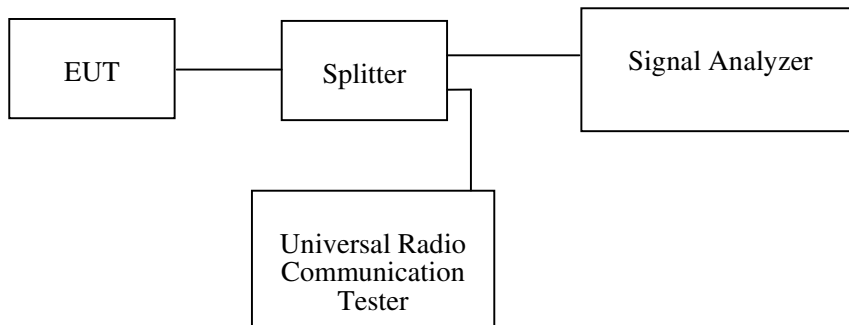
### Applicable Standard

FCC 47 §2.1049, §22.917, §22.905, §24.238 and §27.53.

### Test Procedure

The RF output of the transmitter was connected to the simulator and the spectrum analyzer through sufficient attenuation.

The resolution bandwidth of the spectrum analyzer was set at 5 kHz (GSM) & 100 kHz (WCDMA) and the 26 dB & 99% bandwidth was recorded.



### Test Data

#### Environmental Conditions

|                           |           |
|---------------------------|-----------|
| <b>Temperature:</b>       | 25 °C     |
| <b>Relative Humidity:</b> | 52 %      |
| <b>ATM Pressure:</b>      | 101.0 kPa |

The testing was performed by Dylan Li on 2018-01-05.

*EUT operation mode: Transmitting*

Test Result: Compliance. Please refer to the following tables and plots.

**Cellular Band (Part 22H)**

| Mode      | Frequency (MHz) | 99% Occupied Bandwidth (kHz) | 26 dB Emission Bandwidth (kHz) |
|-----------|-----------------|------------------------------|--------------------------------|
| GSM(GMSK) | 836.6           | 243.13                       | 324.20                         |

| Mode          | Frequency (MHz) | 99% Occupied Bandwidth (MHz) | 26 dB Emission Bandwidth (MHz) |
|---------------|-----------------|------------------------------|--------------------------------|
| RMC (BPSK)    | 836.6           | 4.081                        | 4.674                          |
| HSUPA (BPSK)  | 836.6           | 4.153                        | 5.369                          |
| HSDPA (16QAM) | 836.6           | 4.081                        | 4.660                          |

**PCS Band (Part 24E)**

| Mode      | Frequency (MHz) | 99% Occupied Bandwidth (kHz) | 26 dB Emission Bandwidth (kHz) |
|-----------|-----------------|------------------------------|--------------------------------|
| GSM(GMSK) | 1880            | 246.02                       | 321.30                         |

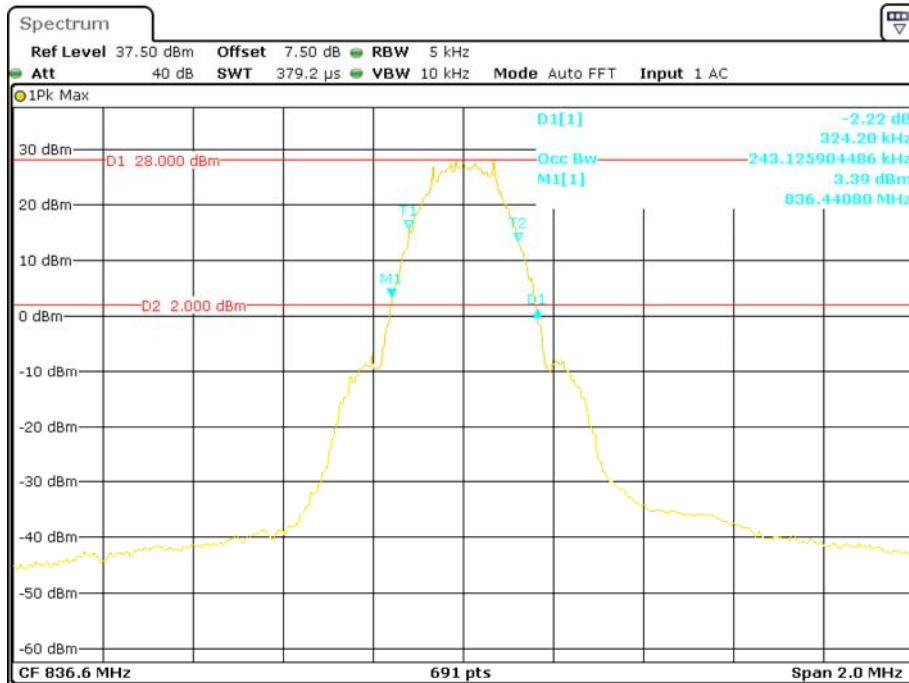
| Mode          | Frequency (MHz) | 99% Occupied Bandwidth (MHz) | 26 dB Emission Bandwidth (MHz) |
|---------------|-----------------|------------------------------|--------------------------------|
| RMC (BPSK)    | 1880.0          | 4.096                        | 4.660                          |
| HSUPA (BPSK)  | 1880.0          | 4.110                        | 4.674                          |
| HSDPA (16QAM) | 1880.0          | 4.096                        | 4.732                          |

**AWS Band (Part 27)**

| Mode          | Frequency (MHz) | 99% Occupied Bandwidth (MHz) | 26 dB Emission Bandwidth (MHz) |
|---------------|-----------------|------------------------------|--------------------------------|
| RMC (BPSK)    | 1732.6          | 4.110                        | 4.689                          |
| HSUPA (BPSK)  | 1732.6          | 4.110                        | 4.674                          |
| HSDPA (16QAM) | 1732.6          | 4.096                        | 4.732                          |

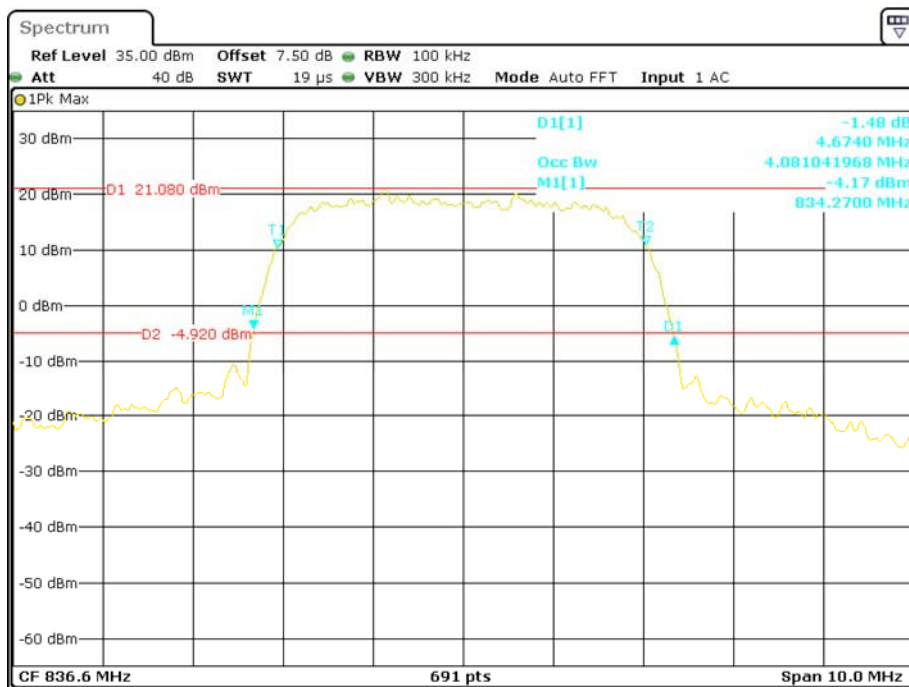
**Cellular Band (Part 22H)**

**26 dB Emissions & 99% Occupied Bandwidth for GSM (GMSK) Mode**



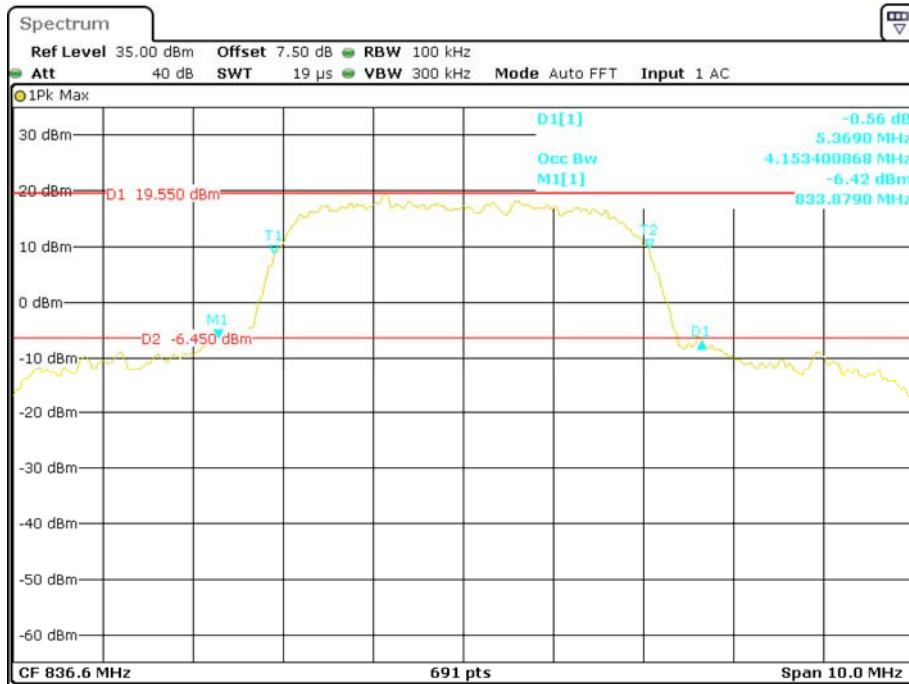
Date: 5.JAN.2018 13:50:32

**26 dB Emissions & 99% Occupied Bandwidth for RMC (BPSK) Mode**



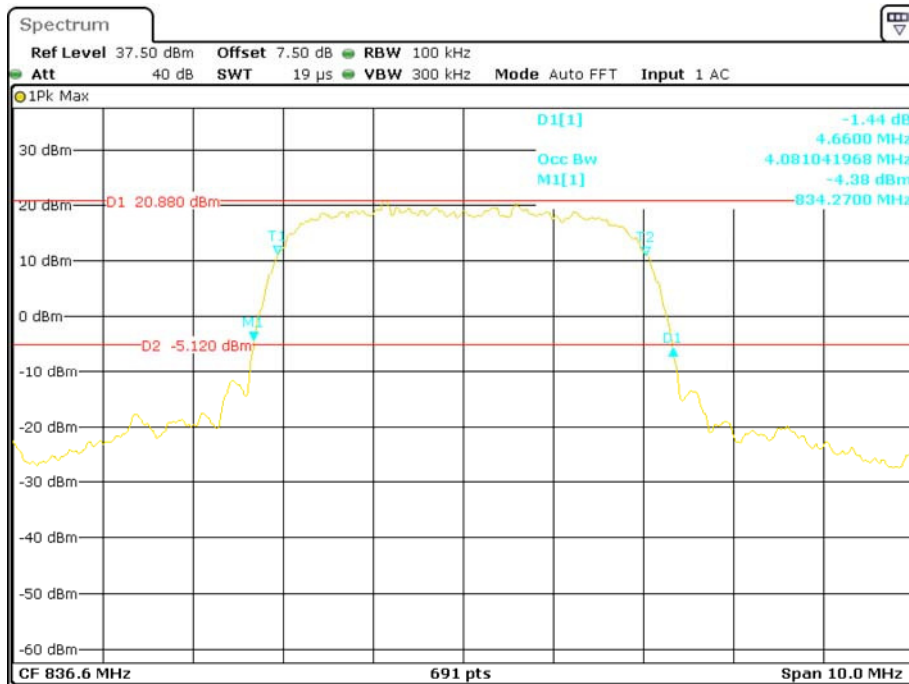
Date: 5.JAN.2018 15:00:04

**26 dB Emissions & 99% Occupied Bandwidth for HSUPA (BPSK) Mode**



Date: 5.JAN.2018 14:36:41

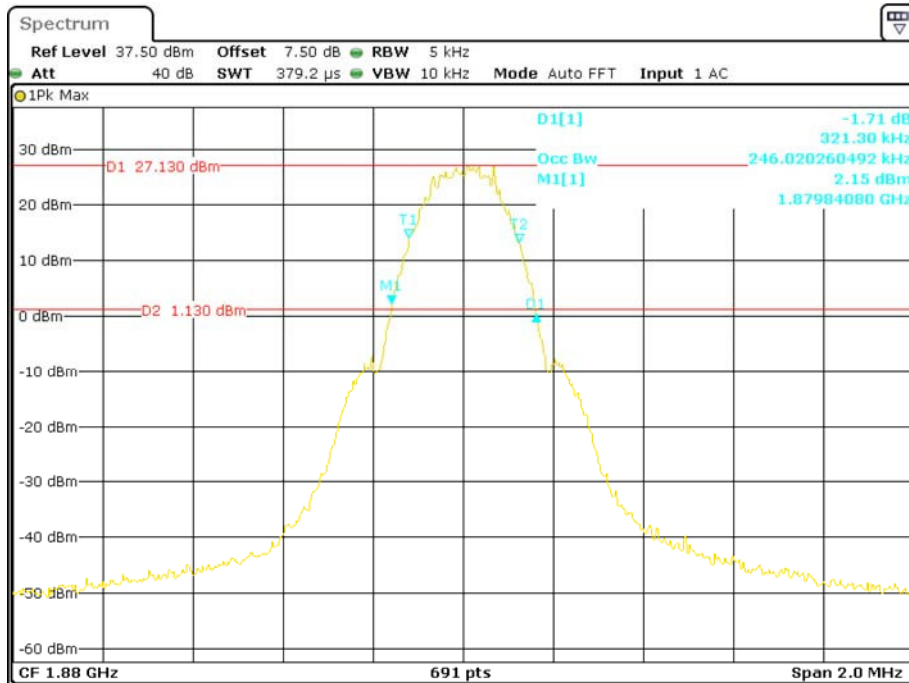
**26 dB Emissions & 99% Occupied Bandwidth for HSDPA (16QAM) Mode**



Date: 5.JAN.2018 14:12:22

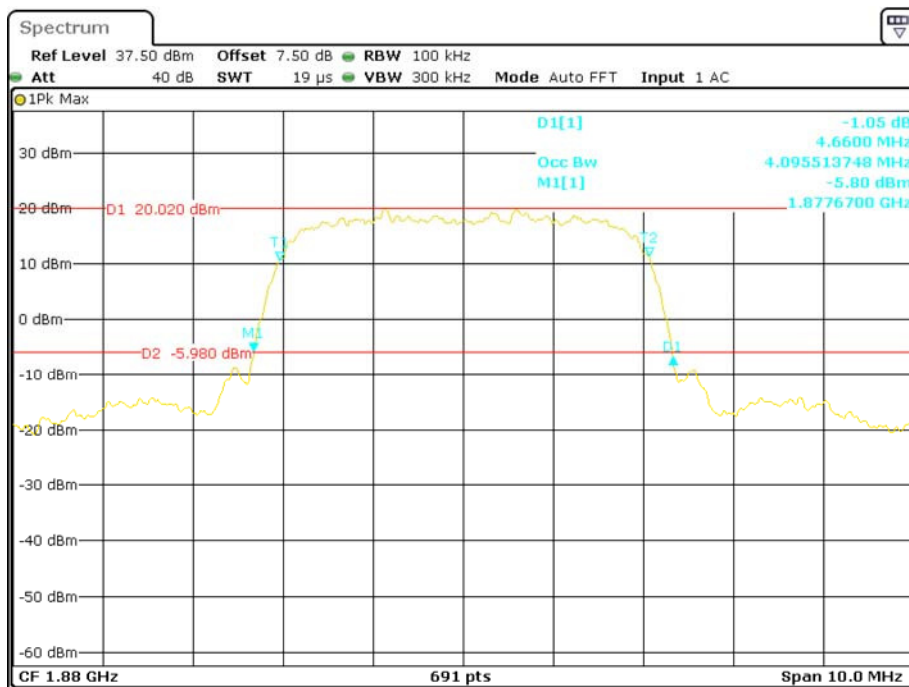
**PCS Band (Part 24E)**

**26 dB Emissions & 99% Occupied Bandwidth for GSM (GMSK) Mode**



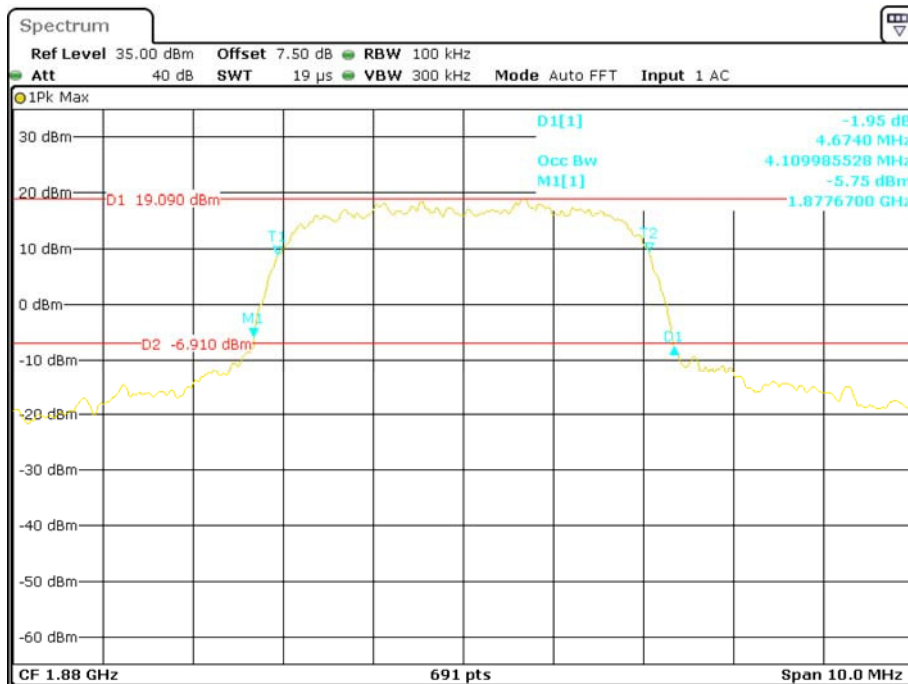
Date: 5.JAN.2018 14:00:13

**26 dB Emissions & 99% Occupied Bandwidth for RMC (BPSK) Mode**



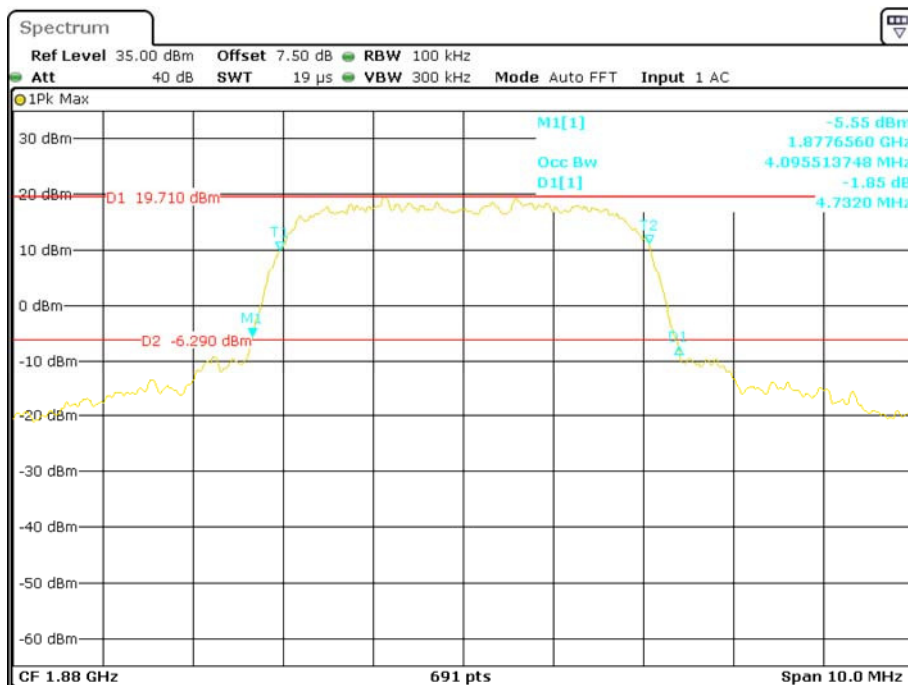
Date: 5.JAN.2018 14:14:48

**26 dB Emissions & 99% Occupied Bandwidth for HSUPA (BPSK) Mode**



Date: 5.JAN.2018 14:39:14

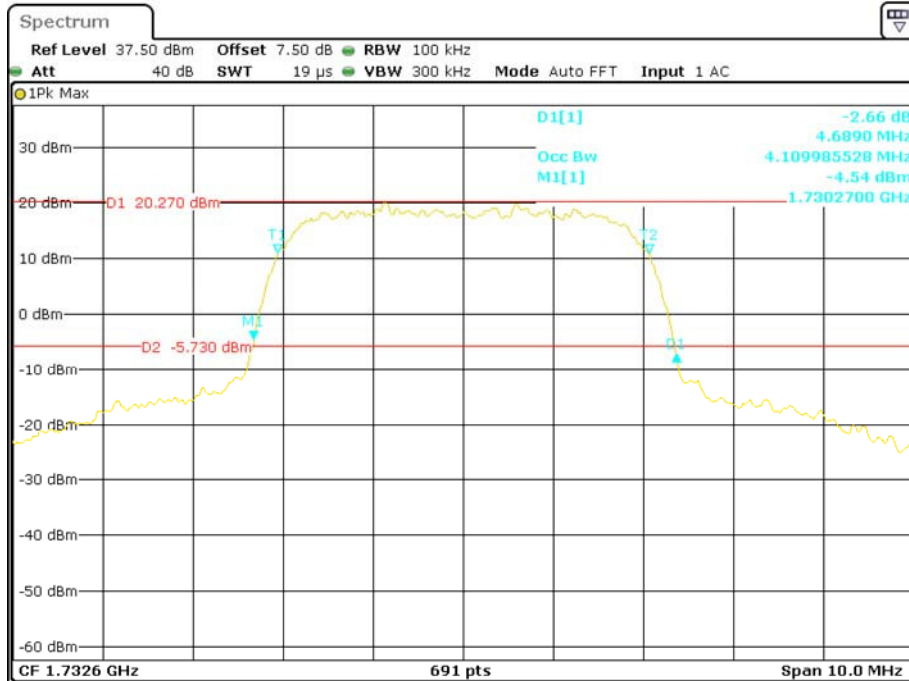
**26 dB Emissions & 99% Occupied Bandwidth for HSDPA (16QAM) Mode**



Date: 5.JAN.2018 15:01:33

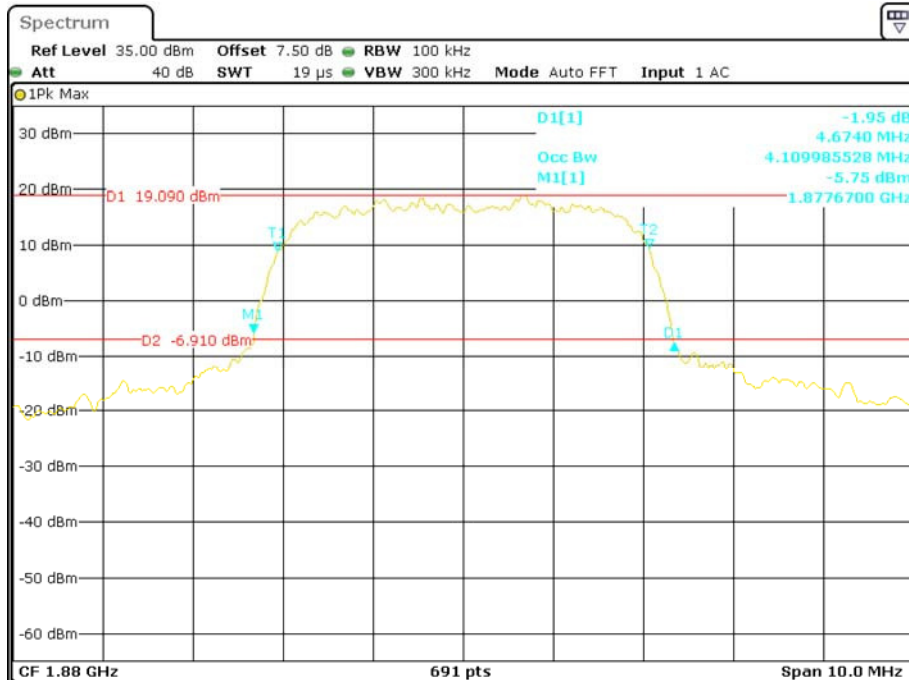
**AWS Band (Part 27)**

**26 dB Emissions & 99% Occupied Bandwidth for RMC (BPSK) Mode**



Date: 5.JAN.2018 14:16:06

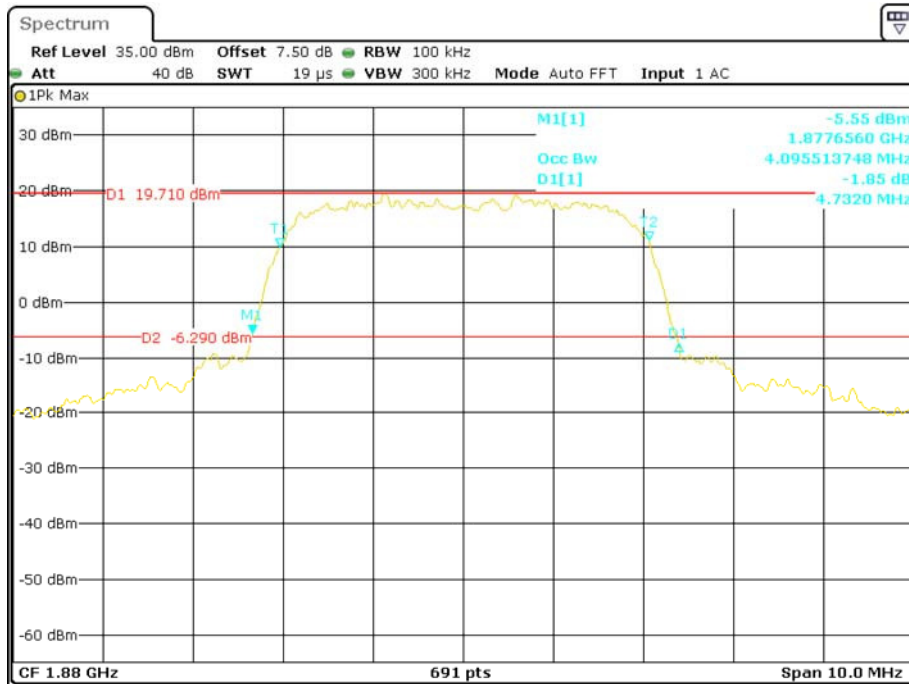
**26 dB Emissions & 99% Occupied Bandwidth for HSUPA (BPSK) Mode**



Date: 5.JAN.2018 14:39:14



### 26 dB Emissions & 99% Occupied Bandwidth for HSDPA (16QAM) Mode



Date: 5.JAN.2018 15:01:33

**FCC §2.1051, §22.917(a) & §24.238(a); §27.53 (h) (m) - SPURIOUS EMISSIONS AT ANTENNA TERMINALS**

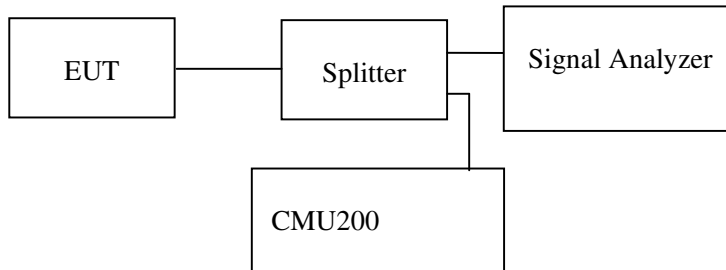
**Applicable Standard**

FCC §2.1051, §22.917(a) and §24.238(a) and §27.53(h) (m).

The spectrum was to be investigated to the tenth harmonics of the highest fundamental frequency as specified in § 2.1051.

**Test Procedure**

The RF output of the transceiver was connected to a spectrum analyzer and simulator through appropriate attenuation. The resolution bandwidth of the spectrum analyzer was set at 100kHz for below 1GHz and 1MHz for above 1GHz. Sufficient scans were taken to show any out of band emissions up to 10<sup>th</sup> harmonic.



**Test Data**

**Environmental Conditions**

|                           |                 |
|---------------------------|-----------------|
| <b>Temperature:</b>       | 22~25 °C        |
| <b>Relative Humidity:</b> | 51~52 %         |
| <b>ATM Pressure:</b>      | 100.0~101.0 kPa |

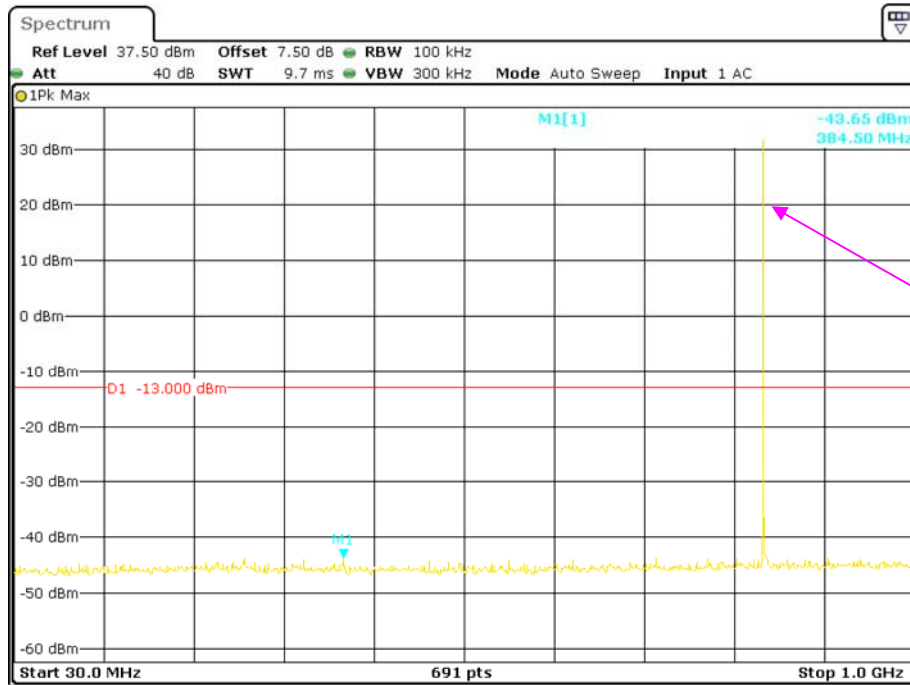
The testing was performed by Dylan Li on 2018-01-05 and 2018-01-30.

*EUT operation mode: Transmitting*

*Test result: Compliance, please refer to the following plots.*

Cellular Band (Part 22H)

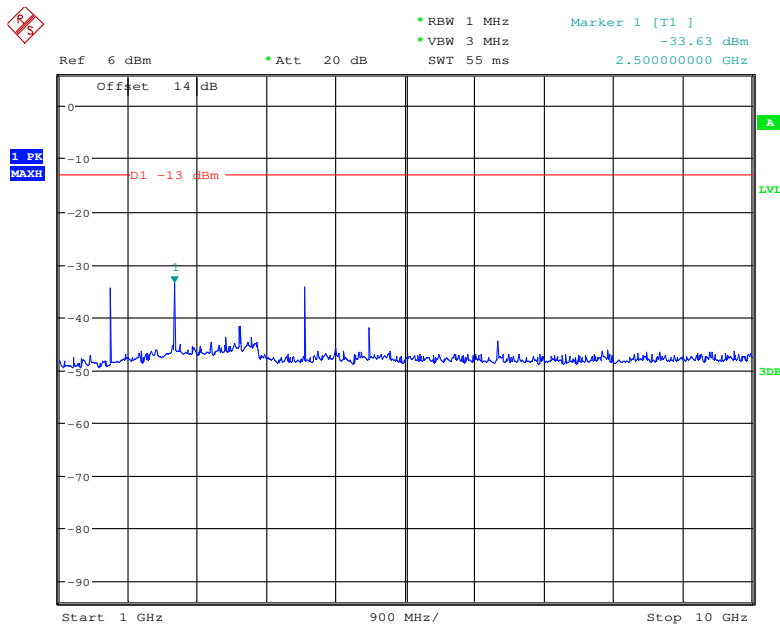
30 MHz – 1 GHz (GSM Mode)



Date: 5.JAN.2018 13:56:11

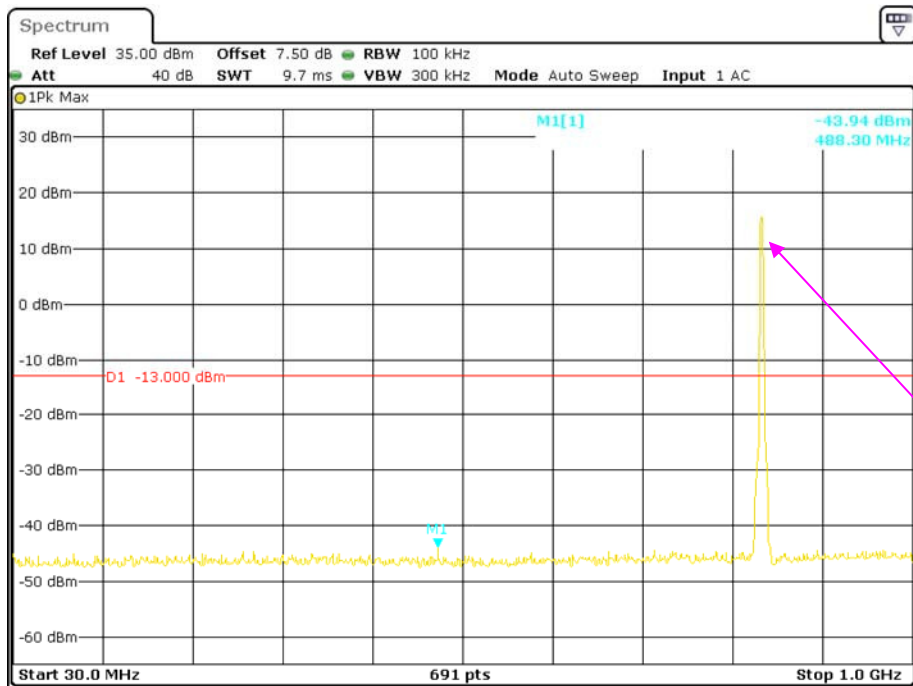
Fundamental test

1 GHz – 10 GHz (GSM Mode)



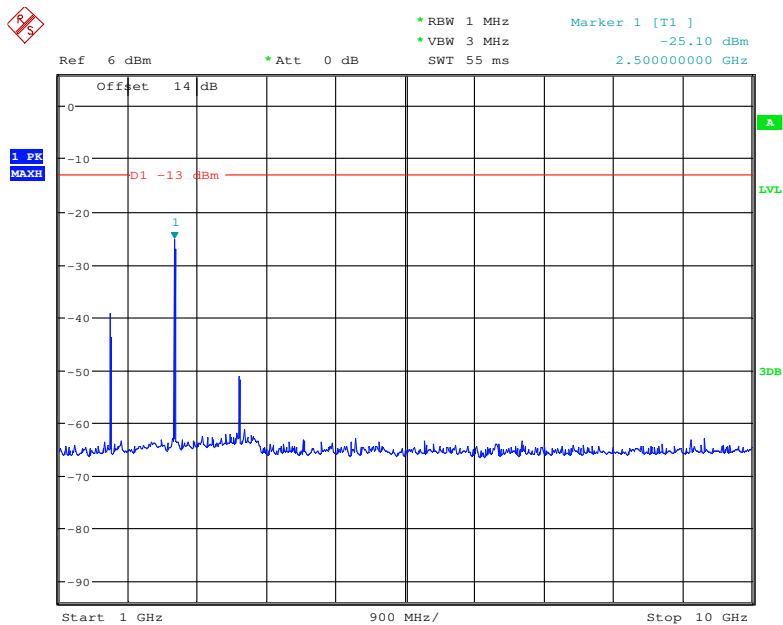
Date: 30.JAN.2018 21:49:49

### 30 MHz – 1 GHz (WCDMA Mode)



Date: 5.JAN.2018 14:33:02

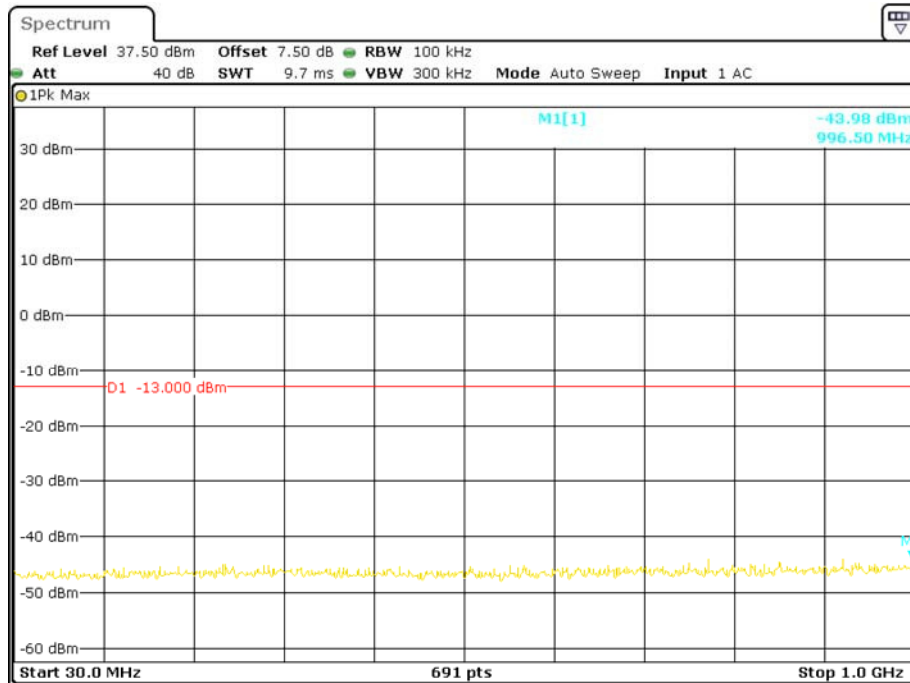
### 1 GHz – 10 GHz (WCDMA Mode)



Date: 30.JAN.2018 21:55:04

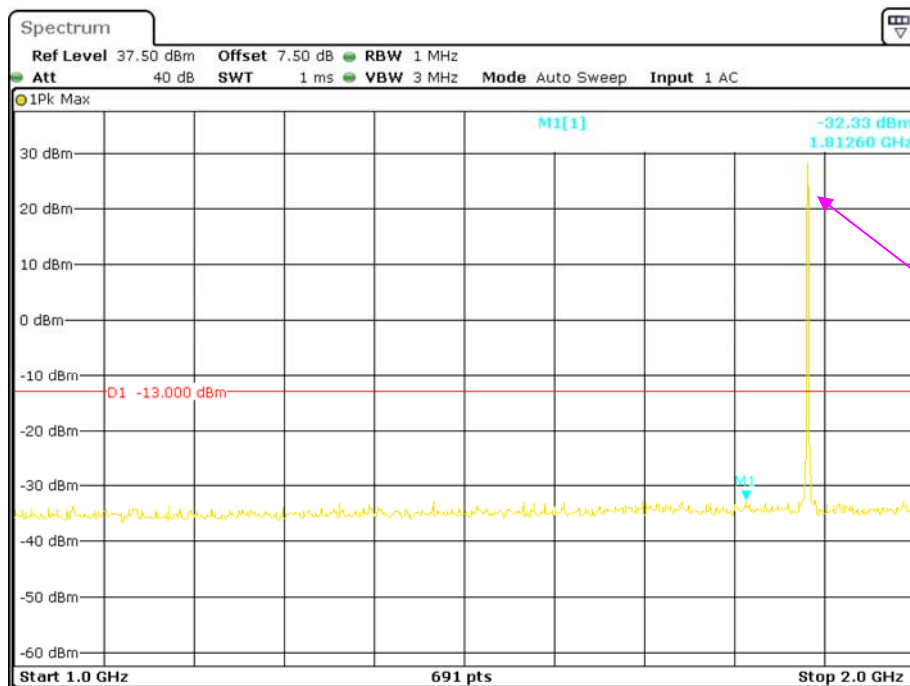
PCS Band (Part 24E)

30 MHz – 1 GHz (GSM Mode)



Date: 5.JAN.2018 14:04:52

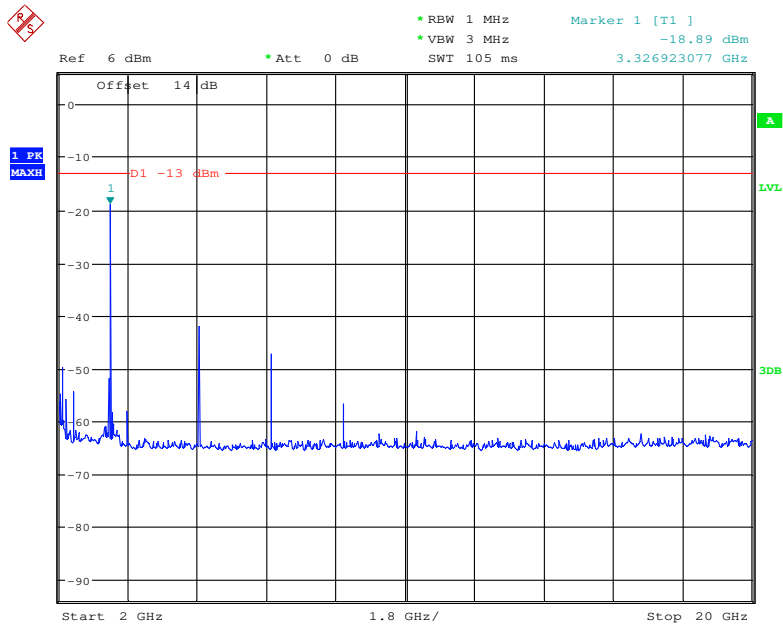
1 GHz – 2 GHz (GSM Mode)



Fundamental test

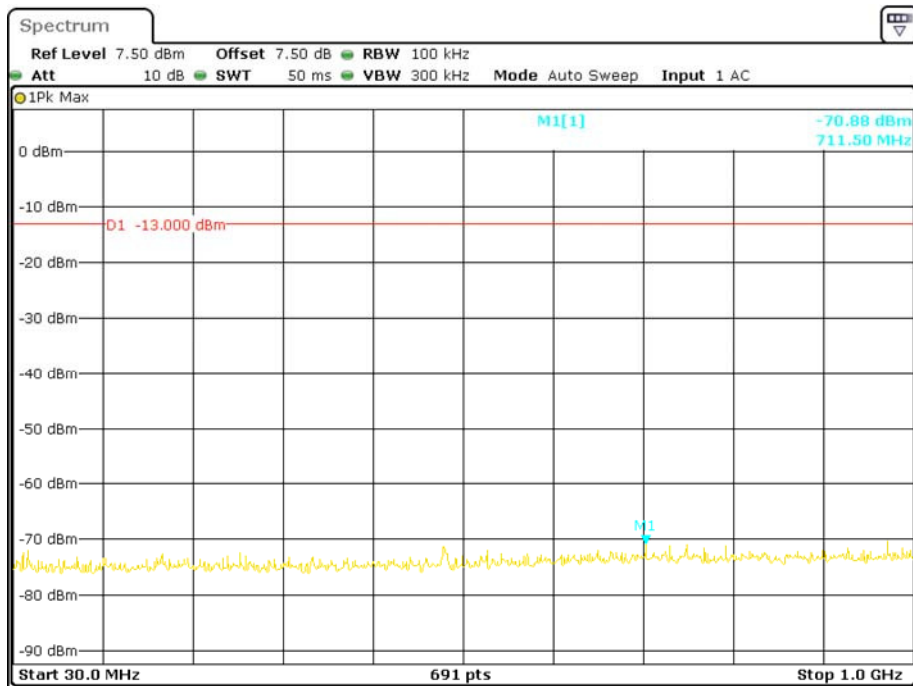
Date: 5.JAN.2018 14:05:36

2 GHz – 20 GHz (GSM Mode)



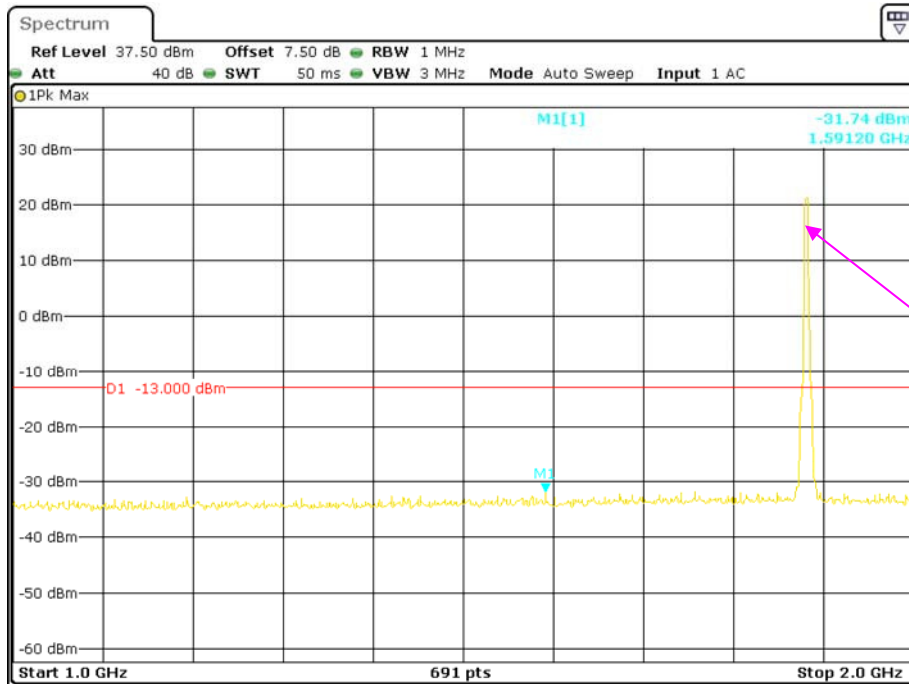
Date: 30.JAN.2018 21:51:53

30 MHz – 1 GHz (WCDMA Mode)



Date: 5.JAN.2018 14:23:32

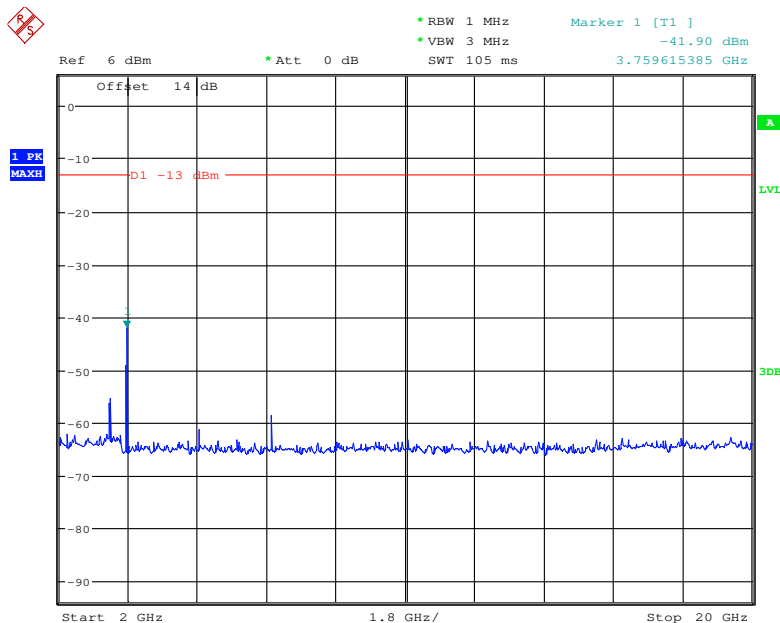
### 1 GHz – 2 GHz (WCDMA Mode)



Date: 5.JAN.2018 14:22:31

Fundamental test

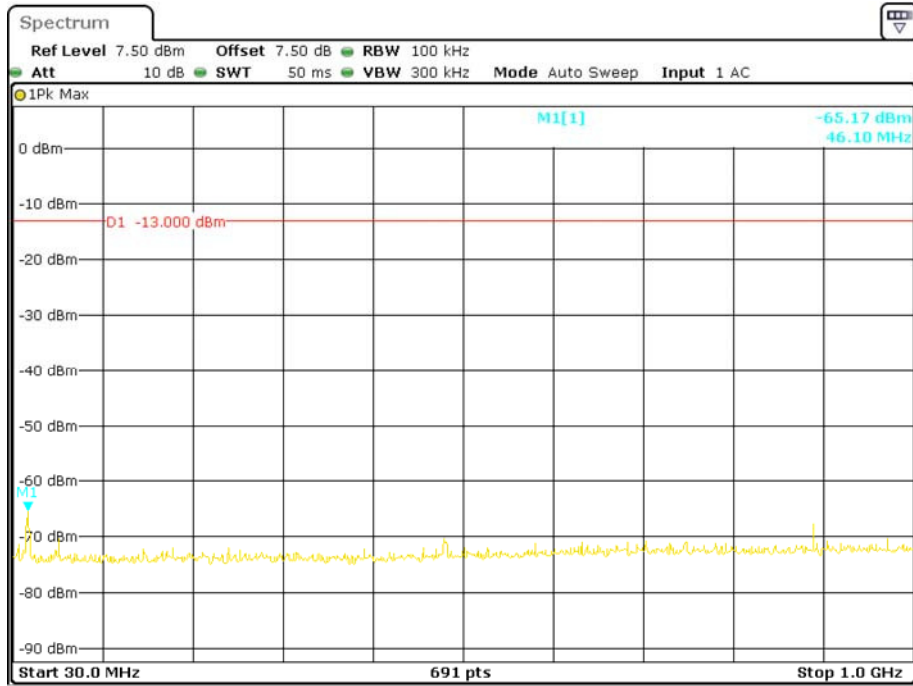
### 2 GHz – 20 GHz (WCDMA Mode)



Date: 30.JAN.2018 21:53:13

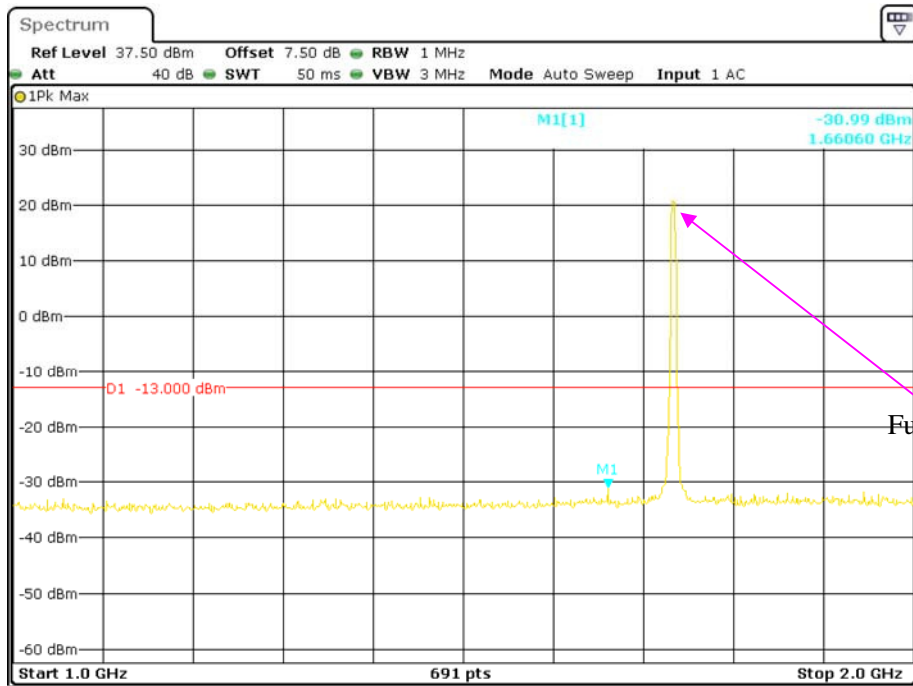
**AWS Band (Part 27)**

**30 MHz – 1 GHz (WCDMA Mode)**



Date: 5.JAN.2018 14:24:32

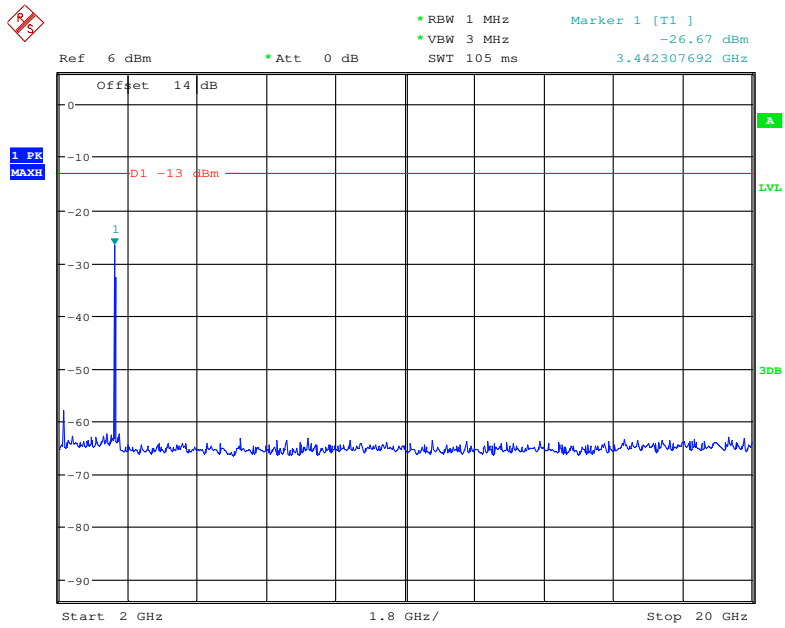
**1 GHz – 2 GHz (WCDMA Mode)**



Date: 5.JAN.2018 14:21:34



### 2 GHz – 20 GHz (WCDMA Mode)



Date: 30.JAN.2018 21:54:32

## FCC § 2.1053; § 22.917 (a); § 24.238 (a); § 27.53 (h)(m) SPURIOUS RADIATED EMISSIONS

### Applicable Standard

FCC § 2.1053, § 22.917(a) and § 24.238(a) and § 27.53(h)(m)

### Test Procedure

The transmitter was placed on a wooden turntable, and it was transmitting into a non-radiating load which was also placed on the turntable.

The measurement antenna was placed at a distance of 3 meters from the EUT. During the tests, the receiving antenna height and polarization as well as EUT azimuth were varied in order to identify the maximum level of emissions from the EUT. The test was performed by placing the EUT on 3-orthogonal axis.

The frequency range up to tenth harmonic of the fundamental frequency was investigated.

Remove the EUT and replace it with substitution antenna. A signal generator was connected to the substitution antenna by a non-radiating cable. The absolute levels of the spurious emissions were measured by the substitution.

Spurious emissions in dB =  $10 \lg(\text{TX pwr in Watts}/0.001)$  – the absolute level

Spurious attenuation limit in dB =  $43 + 10 \text{Log}_{10}(\text{power out in Watts})$

### Test Data

#### Environmental Conditions

|                           |           |
|---------------------------|-----------|
| <b>Temperature:</b>       | 25 °C     |
| <b>Relative Humidity:</b> | 52 %      |
| <b>ATM Pressure:</b>      | 101.0 kPa |

*The testing was performed by Dylan Li on 2018-01-30.*

*EUT operation mode: Transmitting*

Pre-scan with Low, Middle and High channel, the worst case as below:

30 MHz ~ 10 GHz:

**Cellular Band (Part 22H)**

| Frequency (MHz)            | Receiver Reading (dBµV) | Turntable Angle Degree | Rx Antenna |             | Substituted |                 |                   | Absolute Level (dBm) | Limit (dBm) | Margin (dB) |
|----------------------------|-------------------------|------------------------|------------|-------------|-------------|-----------------|-------------------|----------------------|-------------|-------------|
|                            |                         |                        | Height (m) | Polar (H/V) | Level (dBm) | Cable Loss (dB) | Antenna Gain (dB) |                      |             |             |
| GSM Mode, Middle channel   |                         |                        |            |             |             |                 |                   |                      |             |             |
| 215.32                     | 35.14                   | 175                    | 2.1        | V           | -59.9       | 0.3             | 0.0               | -60.20               | -13         | 47.20       |
| 215.32                     | 36.25                   | 168                    | 1.4        | H           | -58.8       | 0.3             | 0.0               | -59.10               | -13         | 46.10       |
| 1673.20                    | 56.6                    | 205                    | 1.0        | H           | -50.5       | 1.30            | 9.10              | -42.70               | -13         | 29.70       |
| 1673.20                    | 58.53                   | 318                    | 1.7        | V           | -47.9       | 1.30            | 9.10              | -40.10               | -13         | 27.10       |
| 2509.80                    | 54.51                   | 86                     | 1.7        | H           | -49.0       | 2.60            | 9.30              | -42.30               | -13         | 29.30       |
| 2509.80                    | 56.58                   | 75                     | 1.0        | V           | -46.3       | 2.60            | 9.30              | -39.60               | -13         | 26.60       |
| WCDMA Mode, Middle channel |                         |                        |            |             |             |                 |                   |                      |             |             |
| 208.35                     | 35.69                   | 33                     | 2.4        | V           | -59.3       | 0.3             | 0.0               | -59.60               | -13         | 46.60       |
| 208.36                     | 36.94                   | 337                    | 2.1        | H           | -58.1       | 0.3             | 0.0               | -58.40               | -13         | 45.40       |
| 1673.20                    | 48.21                   | 210                    | 2.0        | H           | -58.9       | 1.30            | 9.10              | -51.10               | -13         | 38.10       |
| 1673.20                    | 49.68                   | 351                    | 1.6        | V           | -56.8       | 1.30            | 9.10              | -49.00               | -13         | 36.00       |
| 2509.80                    | 46.48                   | 338                    | 1.1        | H           | -57.0       | 2.60            | 9.30              | -50.30               | -13         | 37.30       |
| 2509.80                    | 46.31                   | 350                    | 1.2        | V           | -56.6       | 2.60            | 9.30              | -49.90               | -13         | 36.90       |

**30 MHz ~ 20 GHz:**

**PCS Band (Part 24E)**

| Frequency (MHz)            | Receiver Reading (dBμV) | Turntable Angle Degree | Rx Antenna |             | Substituted |                 |                   | Absolute Level (dBm) | Limit (dBm) | Margin (dB) |
|----------------------------|-------------------------|------------------------|------------|-------------|-------------|-----------------|-------------------|----------------------|-------------|-------------|
|                            |                         |                        | Height (m) | Polar (H/V) | Level (dBm) | Cable Loss (dB) | Antenna Gain (dB) |                      |             |             |
| GSM Mode, middle channel   |                         |                        |            |             |             |                 |                   |                      |             |             |
| 215.32                     | 35.26                   | 158                    | 1.3        | V           | -59.7       | 0.3             | 0.0               | -60.00               | -13         | 47.00       |
| 215.32                     | 37.01                   | 343                    | 1.2        | H           | -58.0       | 0.3             | 0.0               | -58.30               | -13         | 45.30       |
| 3760.00                    | 52.49                   | 209                    | 2.5        | H           | -48.7       | 1.50            | 9.70              | -40.50               | -13         | 27.50       |
| 3760.00                    | 51.6                    | 326                    | 1.7        | V           | -49.2       | 1.50            | 9.70              | -41.00               | -13         | 28.00       |
| 9400.00                    | 56.98                   | 235                    | 1.5        | H           | -38.3       | 2.20            | 12.50             | -28.00               | -13         | 15.00       |
| 9400.00                    | 59.69                   | 16                     | 2.5        | V           | -35.8       | 2.20            | 12.50             | -25.50               | -13         | 12.50       |
| WCDMA Mode, Middle channel |                         |                        |            |             |             |                 |                   |                      |             |             |
| 208.35                     | 36.01                   | 287                    | 2.3        | V           | -59.0       | 0.3             | 0.0               | -59.30               | -13         | 46.30       |
| 208.36                     | 37.12                   | 257                    | 1.9        | H           | -57.9       | 0.3             | 0.0               | -58.20               | -13         | 45.20       |
| 3760.00                    | 48.09                   | 285                    | 2.4        | H           | -53.1       | 1.50            | 9.70              | -44.90               | -13         | 31.90       |
| 3760.00                    | 47.99                   | 118                    | 1.7        | V           | -52.8       | 1.50            | 9.70              | -44.60               | -13         | 31.60       |

**AWS Band (Part 27)**

| Frequency (MHz)            | Receiver Reading (dBμV) | Turntable Angle Degree | Rx Antenna |             | Substituted |                 |                   | Absolute Level (dBm) | Limit (dBm) | Margin (dB) |
|----------------------------|-------------------------|------------------------|------------|-------------|-------------|-----------------|-------------------|----------------------|-------------|-------------|
|                            |                         |                        | Height (m) | Polar (H/V) | Level (dBm) | Cable Loss (dB) | Antenna Gain (dB) |                      |             |             |
| WCDMA Mode, Middle channel |                         |                        |            |             |             |                 |                   |                      |             |             |
| 208.35                     | 35.57                   | 343                    | 1.1        | V           | -59.4       | 0.3             | 0.0               | -59.70               | -13         | 46.70       |
| 208.36                     | 36.59                   | 37                     | 1.8        | H           | -58.4       | 0.3             | 0.0               | -58.70               | -13         | 45.70       |
| 3465.20                    | 42.24                   | 250                    | 1.1        | H           | -58.1       | 1.50            | 9.70              | -49.90               | -13         | 36.90       |
| 3465.20                    | 42.51                   | 323                    | 2.4        | V           | -58.6       | 1.50            | 9.70              | -50.40               | -13         | 37.40       |

**Note:**

- 1) Absolute Level = Substituted Level - Cable loss + Antenna Gain
- 2) Margin = Limit- Absolute Level

**FCC § 22.917 (a); § 24.238 (a); §27.53 (h)(m) - BAND EDGES**

**Applicable Standard**

According to § 22.917(a), the power of any emissions outside of the authorized operating frequency ranges must be attenuated below the transmitting power (P) by a factor of at least  $43 + 10 \log(P)$  dB.

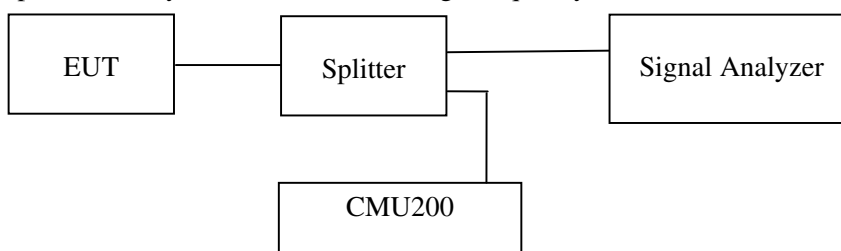
According to §24.238(a), the power of any emissions outside of the authorized operating frequency ranges must be attenuated below the transmitting power (P) by a factor of at least  $43 + 10 \log(P)$  dB.

According to FCC §27.53 (h)(m), the power of any emission outside of the authorized operating frequency ranges must be attenuated below the transmitting power (P) by a factor of at least  $43 + 10 \log(P)$  dB.

**Test Procedure**

The RF output of the transmitter was connected to the input of the spectrum analyzer through sufficient attenuation.

The center of the spectrum analyzer was set to block edge frequency



**Test Data**

**Environmental Conditions**

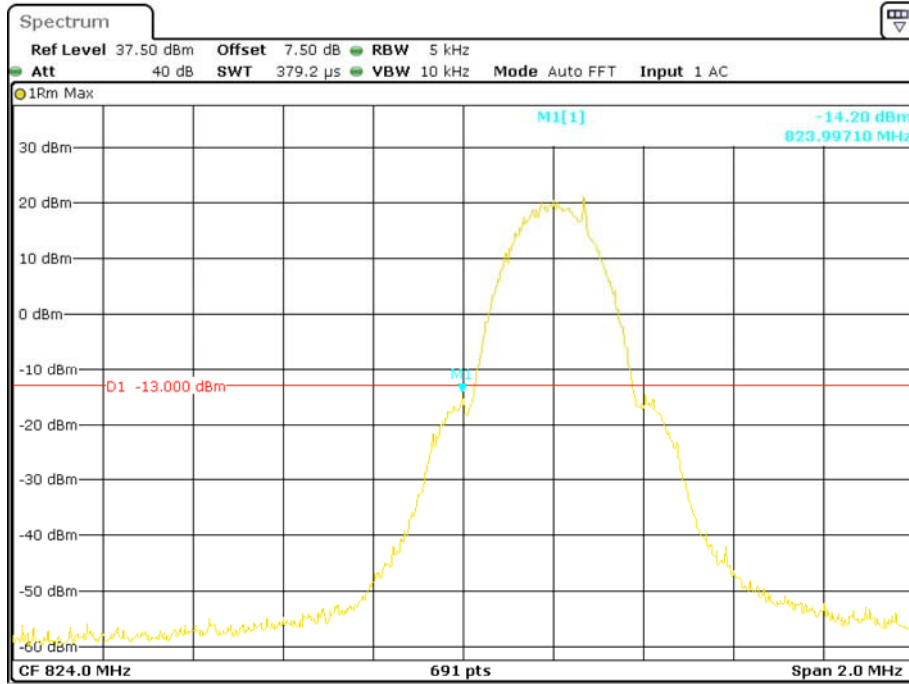
|                           |           |
|---------------------------|-----------|
| <b>Temperature:</b>       | 25 °C     |
| <b>Relative Humidity:</b> | 52 %      |
| <b>ATM Pressure:</b>      | 101.0 kPa |

*The testing was performed by Dylan Li on 2018-01-05.*

*EUT operation mode: Transmitting*

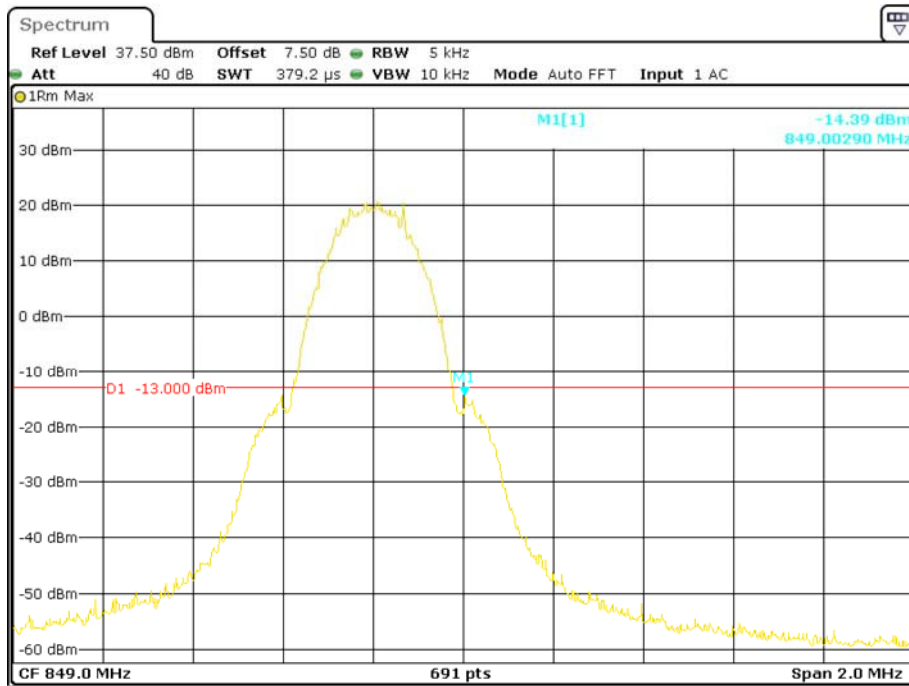
*Test Result: Compliance. Please refer to the following plots.*

### Cellular Band, Left Band Edge for GSM (GMSK) Mode



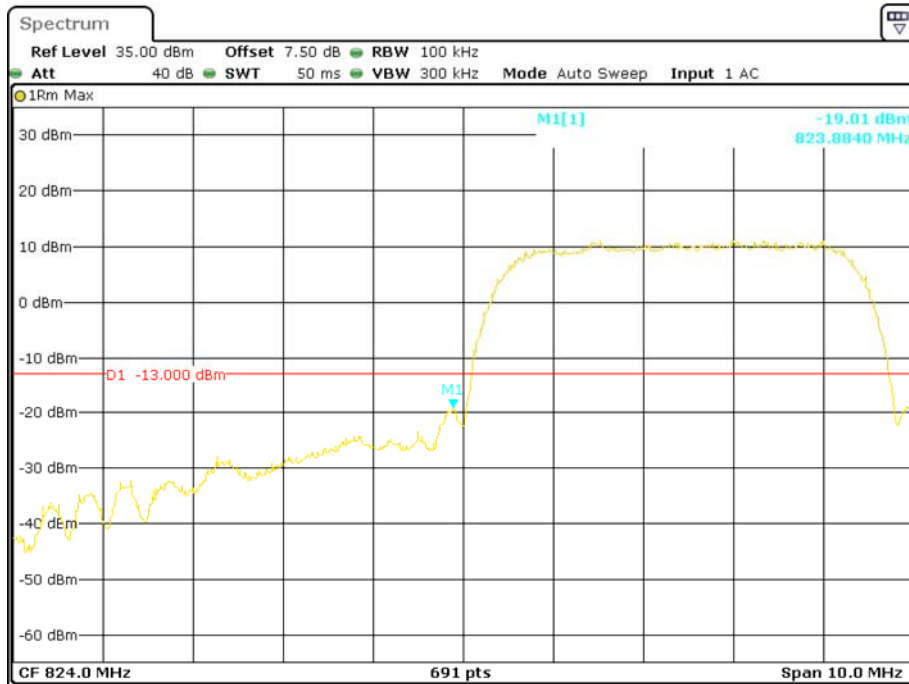
Date: 5.JAN.2018 13:53:11

### Cellular Band, Right Band Edge for GSM (GMSK) Mode



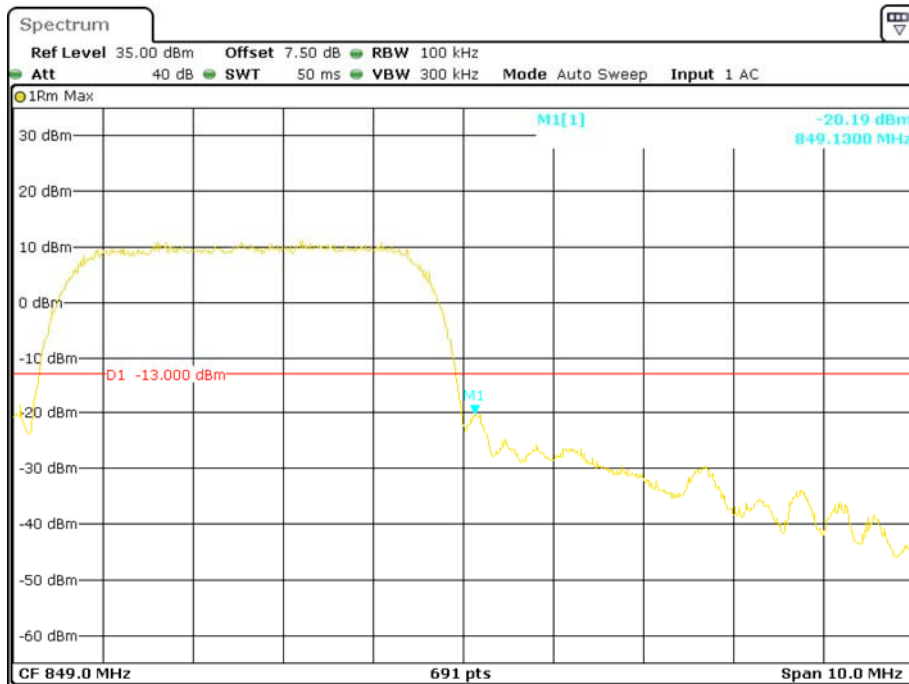
Date: 5.JAN.2018 13:53:48

### Cellular Band, Left Band Edge for WCDMA (BPSK) Mode



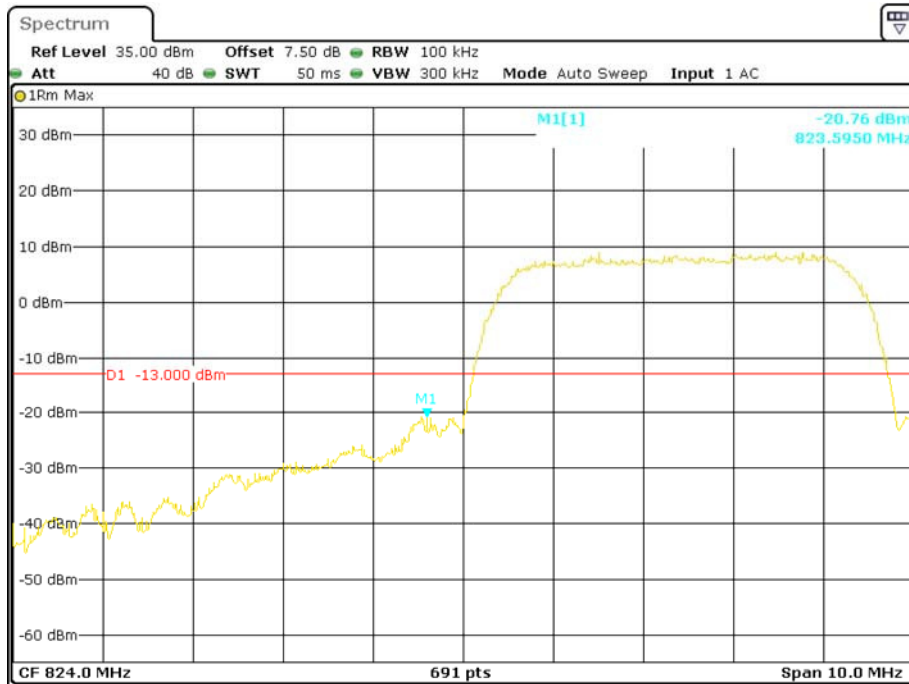
Date: 5.JAN.2018 14:30:45

### Cellular Band, Right Band Edge for WCDMA (BPSK) Mode



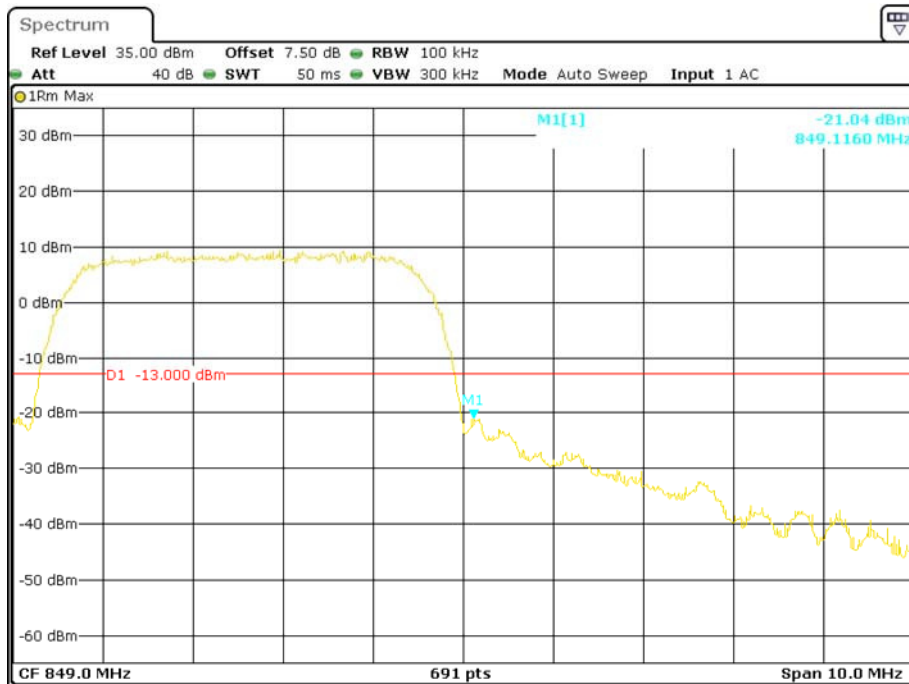
Date: 5.JAN.2018 14:29:30

### Cellular Band, Left Band Edge for HSDPA (16QAM) Mode



Date: 5.JAN.2018 14:51:50

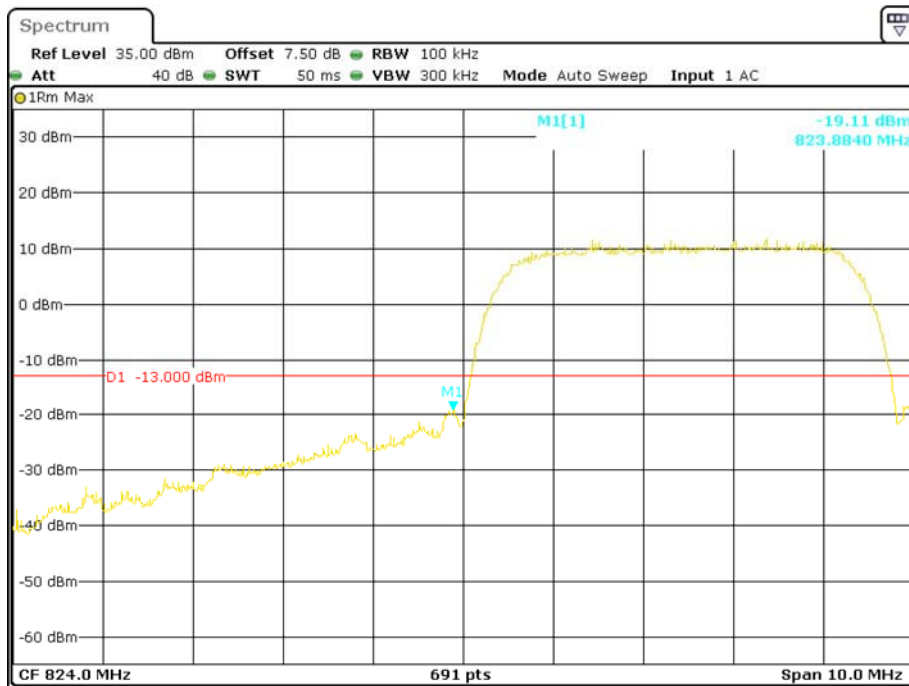
### Cellular Band, Right Band Edge for HSDPA (16QAM) Mode



Date: 5.JAN.2018 14:50:36

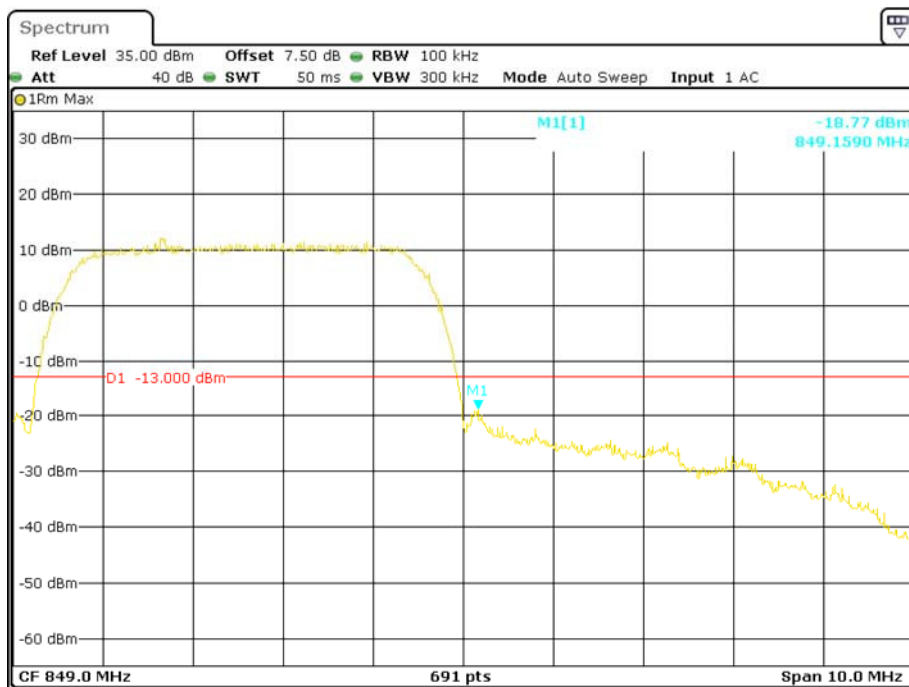


### Cellular Band, Left Band Edge for HSUPA (BPSK) Mode



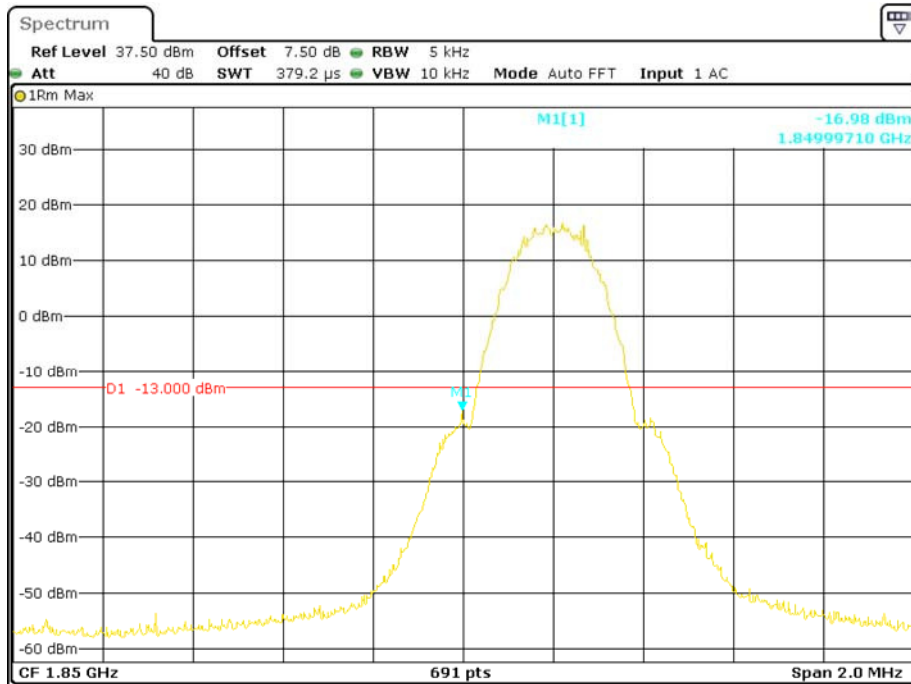
Date: 5.JAN.2018 14:47:55

### Cellular Band, Right Band Edge for HSUPA (BPSK) Mode



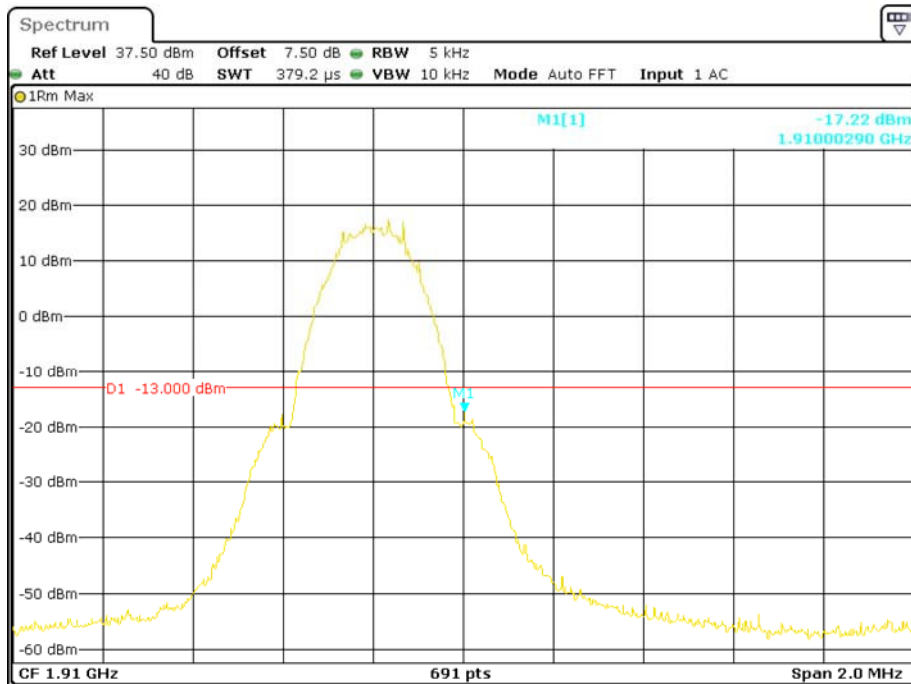
Date: 5.JAN.2018 14:48:35

### PCS Band, Left Band Edge for GSM (GMSK) Mode



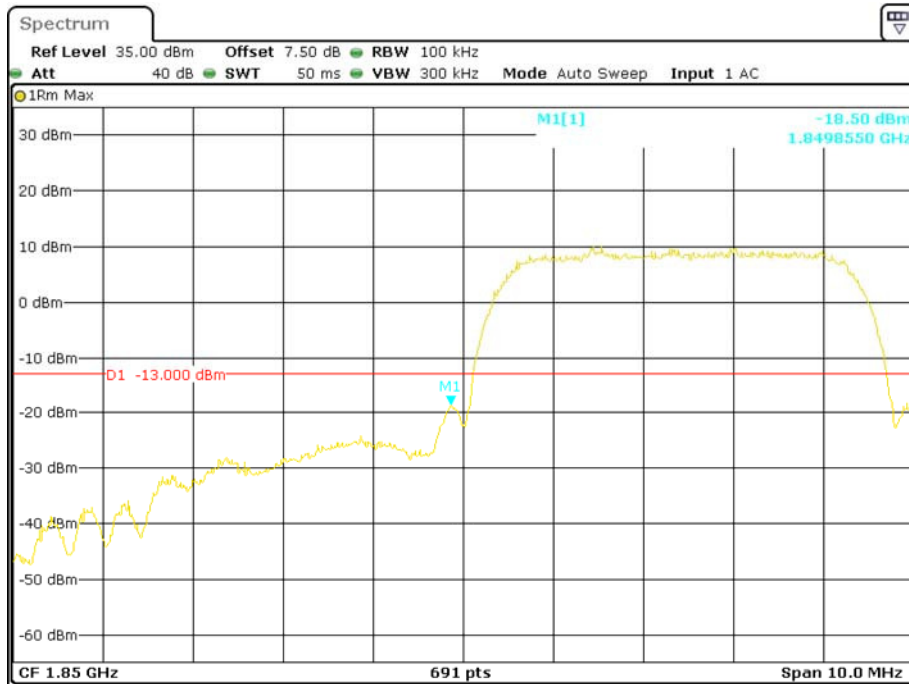
Date: 5.JAN.2018 14:02:05

### PCS Band, Right Band Edge for GSM (GMSK) Mode



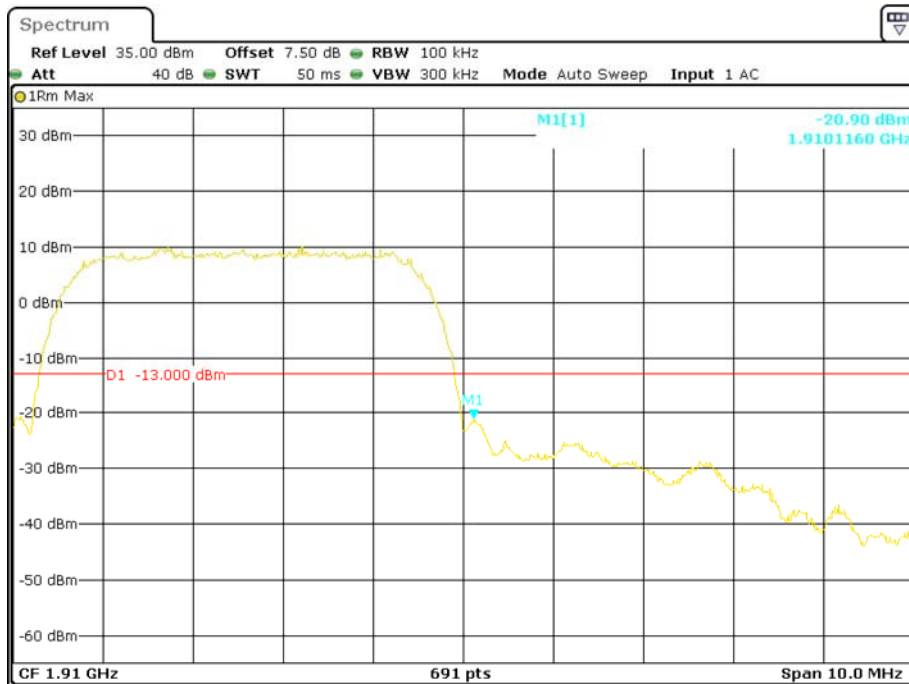
Date: 5.JAN.2018 14:03:00

### PCS Band, Left Band Edge for WCDMA (BPSK) Mode



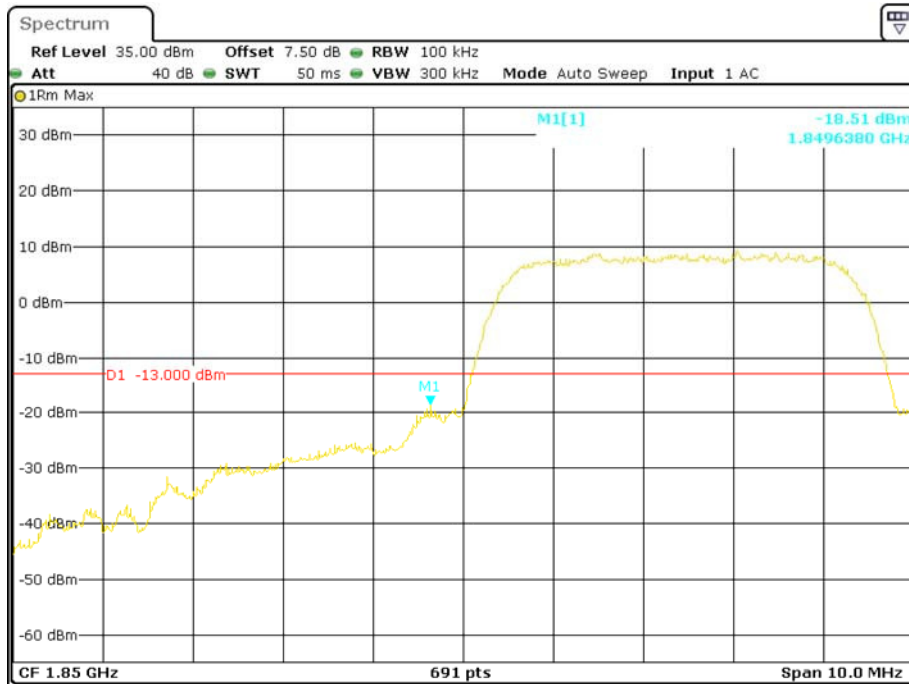
Date: 5.JAN.2018 14:26:25

### PCS Band, Right Band Edge for WCDMA (BPSK) Mode



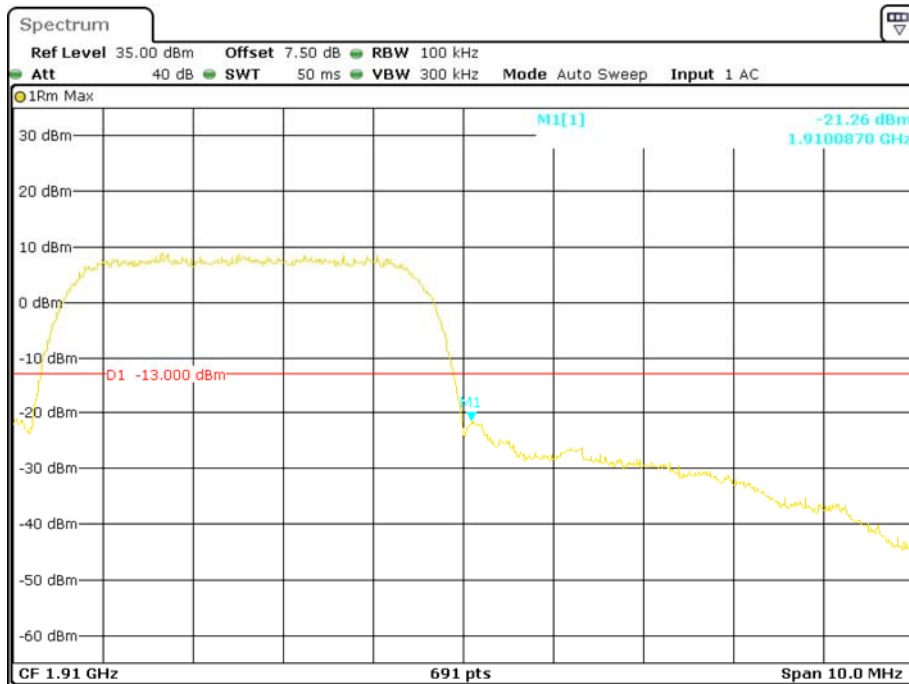
Date: 5.JAN.2018 14:27:46

### PCS Band, Left Band Edge for HSDPA (16QAM) Mode



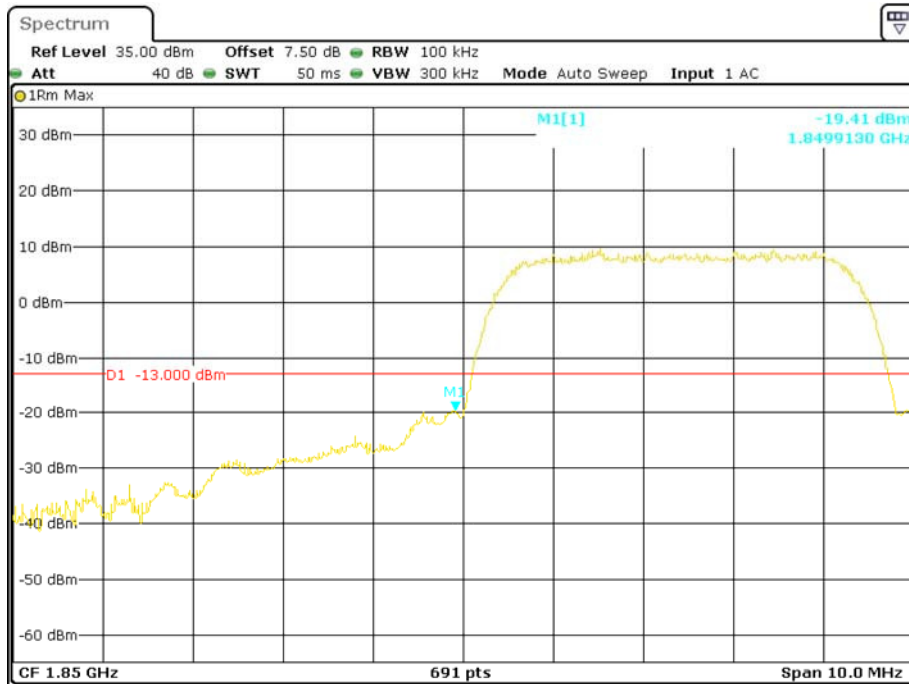
Date: 5.JAN.2018 14:53:51

### PCS Band, Right Band Edge for HSDPA (16QAM) Mode



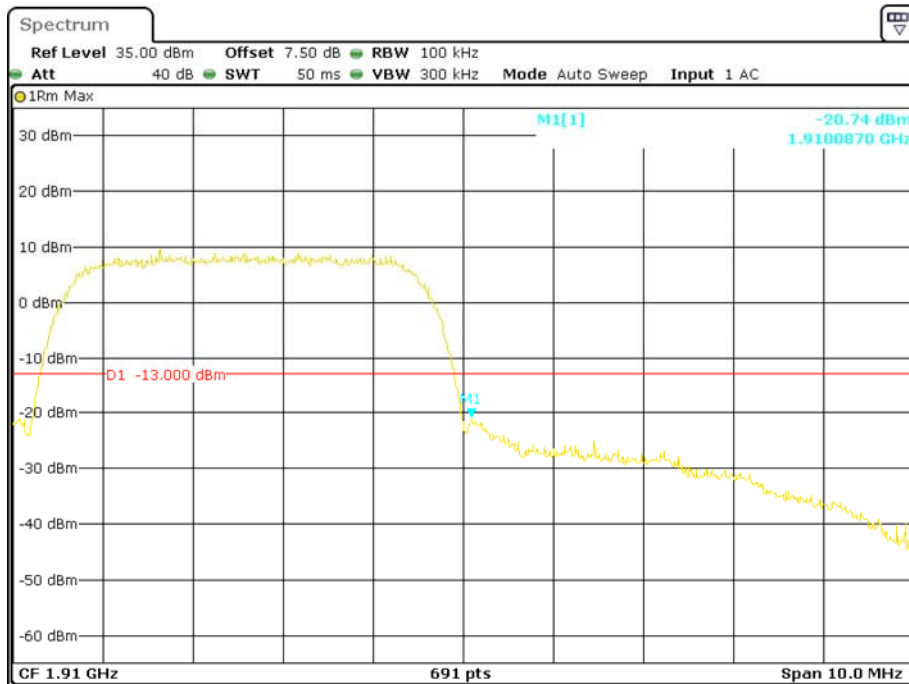
Date: 5.JAN.2018 14:54:57

### PCS Band, Left Band Edge for HSUPA (BPSK) Mode



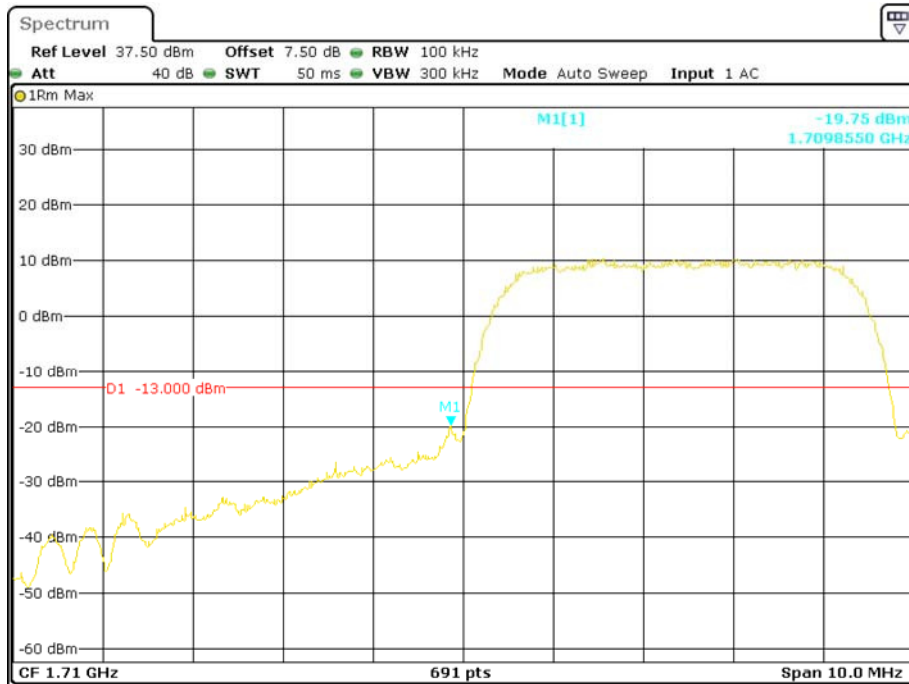
Date: 5.JAN.2018 14:46:55

### PCS Band, Right Band Edge for HSUPA (BPSK) Mode



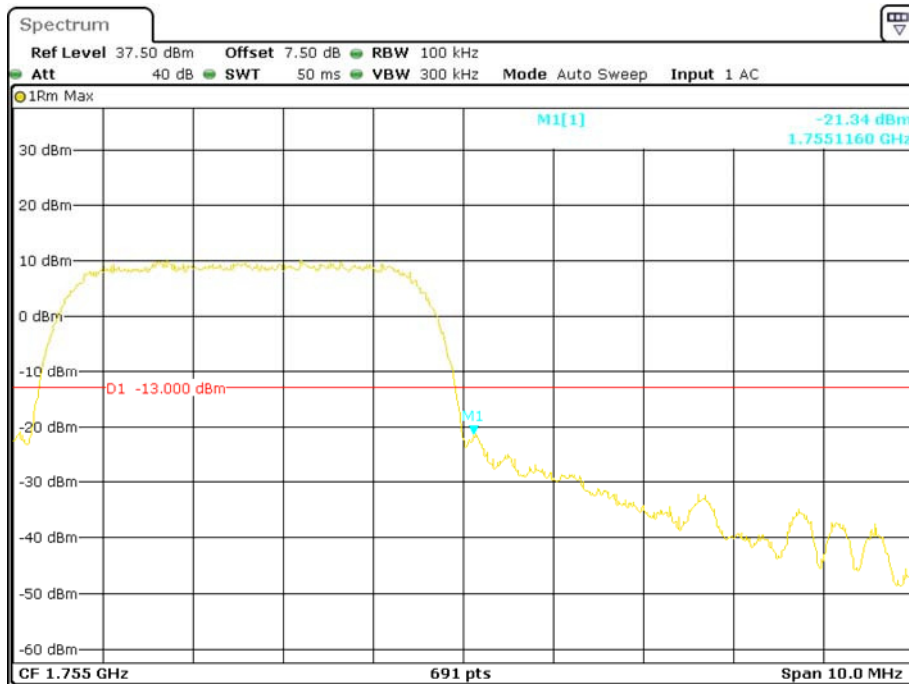
Date: 5.JAN.2018 14:45:58

### AWS Band, Left Band Edge for WCDMA (BPSK) Mode



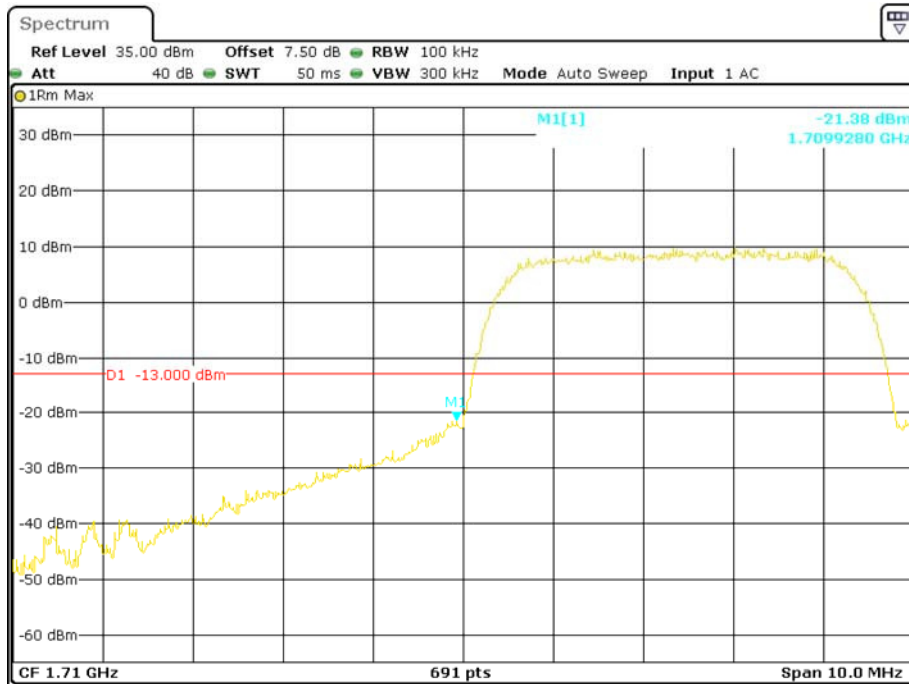
Date: 5.JAN.2018 14:18:00

### AWS Band, Right Band Edge for WCDMA (BPSK) Mode



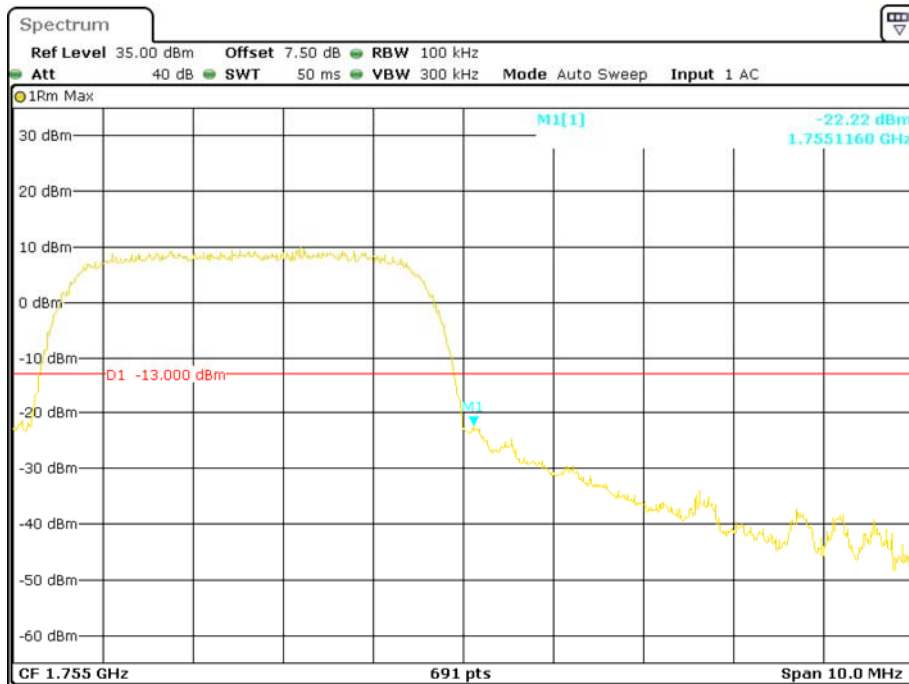
Date: 5.JAN.2018 14:19:10

### AWS Band, Left Band Edge for HSDPA (16QAM) Mode



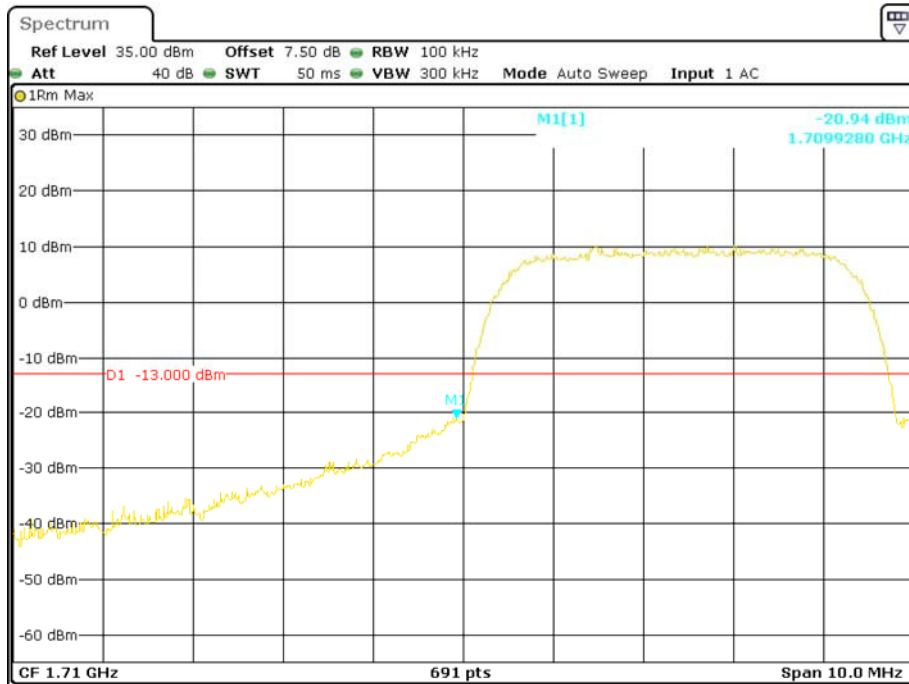
Date: 5.JAN.2018 14:56:38

### AWS Band, Right Band Edge for HSDPA (16QAM) Mode



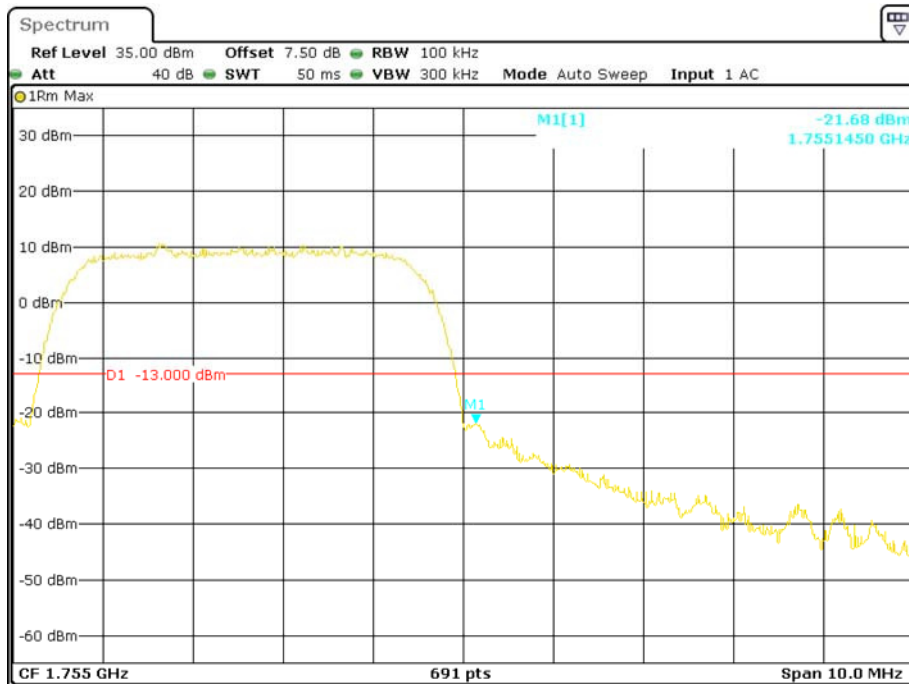
Date: 5.JAN.2018 14:55:56

### AWSS Band, Left Band Edge for HSUPA (BPSK) Mode



Date: 5.JAN.2018 14:42:43

### AWS Band, Right Band Edge for HSUPA (BPSK) Mode



Date: 5.JAN.2018 14:44:42



**FCC § 2.1055; § 22.355; § 24.235; §27.54; - FREQUENCY STABILITY**

**Applicable Standard**

FCC § 2.1055, §22.355, §24.235 and & §27.54.

According to FCC §2.1055, the frequency stability shall be sufficient to ensure that the fundamental emissions stay within the authorized bands of operation.

According to §22.355, the carrier frequency of each transmitter in the Public Mobile Services must be maintained within the tolerances given in Table below:

Frequency Tolerance for Transmitters in the Public Mobile Services

| Frequency Range (MHz) | Base, fixed (ppm) | Mobile ≤ 3 watts (ppm) | Mobile > 3 watts (ppm) |
|-----------------------|-------------------|------------------------|------------------------|
| 25 to 50              | 20.0              | 20.0                   | 50.0                   |
| 50 to 450             | 5.0               | 5.0                    | 50.0                   |
| 450 to 512            | 2.5               | 5.0                    | 5.0                    |
| 821 to 896            | 1.5               | 2.5                    | 2.5                    |
| 928 to 929.           | 5.0               | N/A                    | N/A                    |
| 929 to 960.           | 1.5               | N/A                    | N/A                    |
| 2110 to 2220          | 10.0              | N/A                    | N/A                    |

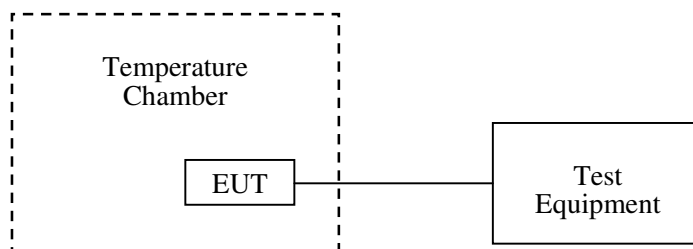
According to §24.235, the frequency stability shall be sufficient to ensure that the fundamental emissions stays within the authorized frequency block.

**Test Procedure**

Frequency Stability vs. Temperature: The equipment under test was connected to an external DC power supply and the RF output was connected to communication test set via feed-through attenuators. The EUT was placed inside the temperature chamber. The DC leads and RF output cable exited the chamber through an opening made for the purpose.

After the temperature stabilized for approximately 20 minutes, the frequency output was recorded from the communication test set.

Frequency Stability vs. Voltage: For hand carried, battery powered equipment; reduce primary supply voltage to the battery operating end point which shall be specified by the manufacturer.



**Test Data**

**Environmental Conditions**

|                           |           |
|---------------------------|-----------|
| <b>Temperature:</b>       | 25 °C     |
| <b>Relative Humidity:</b> | 52 %      |
| <b>ATM Pressure:</b>      | 101.0 kPa |

The testing was performed by Dylan Li on 2018-01-05.

EUT operation mode: Transmitting

Test Result: Compliance. Please refer to the following tables.

**Cellular Band (Part 22H)**

**GSM Mode**

| Middle Channel, $f_0=836.6\text{MHz}$ |                                   |                      |                       |             |
|---------------------------------------|-----------------------------------|----------------------|-----------------------|-------------|
| Temperature (°C)                      | Power Supplied (V <sub>DC</sub> ) | Frequency Error (Hz) | Frequency Error (ppm) | Limit (ppm) |
| -30                                   | 3.7                               | -4                   | -0.0048               | 2.5         |
| -20                                   |                                   | -4                   | -0.0048               | 2.5         |
| -10                                   |                                   | -3                   | -0.0036               | 2.5         |
| 0                                     |                                   | -3                   | -0.0036               | 2.5         |
| 10                                    |                                   | -7                   | -0.0084               | 2.5         |
| 20                                    |                                   | 5                    | 0.0060                | 2.5         |
| 30                                    |                                   | -3                   | -0.0036               | 2.5         |
| 40                                    |                                   | -4                   | -0.0048               | 2.5         |
| 50                                    |                                   | 4                    | 0.0048                | 2.5         |
| 25                                    | V min.= 3.5                       | -4                   | -0.0048               | 2.5         |
| 25                                    | V max.= 4.2                       | -1                   | -0.0012               | 2.5         |

**WCDMA Mode**

| Middle Channel, $f_0 = 836.6\text{MHz}$ |                                   |                      |                       |             |
|---|-----------------------------------|----------------------|-----------------------|-------------|
| Temperature (°C)                        | Power Supplied (V <sub>DC</sub> ) | Frequency Error (Hz) | Frequency Error (ppm) | Limit (ppm) |
| -30                                     | 3.7                               | 8                    | 0.00956               | 2.5         |
| -20                                     |                                   | 8                    | 0.00956               | 2.5         |
| -10                                     |                                   | 6                    | 0.00717               | 2.5         |
| 0                                       |                                   | 6                    | 0.00717               | 2.5         |
| 10                                      |                                   | 6                    | 0.00717               | 2.5         |
| 20                                      |                                   | 3                    | 0.00359               | 2.5         |
| 30                                      |                                   | 6                    | 0.00717               | 2.5         |
| 40                                      |                                   | 8                    | 0.00956               | 2.5         |
| 50                                      |                                   | 11                   | 0.01315               | 2.5         |
| 25                                      |                                   | V min.= 3.5          | 12                    | 0.01434     |
| 25                                      | V max.= 4.2                       | 13                   | 0.01554               | 2.5         |

**PCS Band (Part 24E)**

**GSM Mode**

| Middle Channel, $f_0 = 1880.0\text{ MHz}$ |                                   |                      |                       |        |
|---|-----------------------------------|----------------------|-----------------------|--------|
| Temperature (°C)                          | Power Supplied (V <sub>DC</sub> ) | Frequency Error (Hz) | Frequency Error (ppm) | Result |
| -30                                       | 3.7                               | 15                   | 0.0080                | pass   |
| -20                                       |                                   | 8                    | 0.0043                | pass   |
| -10                                       |                                   | 18                   | 0.0096                | pass   |
| 0   |                                   | 10                   | 0.0053                | pass   |
| 10  |                                   | 8                    | 0.0043                | pass   |
| 20  |                                   | 16                   | 0.0085                | pass   |
| 30  |                                   | 7                    | 0.0037                | pass   |
| 40  |                                   | 9                    | 0.0048                | pass   |
| 50  |                                   | 6                    | 0.0032                | pass   |
| 25  |                                   | V min.= 3.5          | 4                     | 0.0021 |
| 25  | V max.= 4.2                       | 6                    | 0.0032                | pass   |

**WCDMA Mode**

| <b>Middle Channel, f<sub>0</sub> =1880.0 MHz</b> |  |                             |                              |               |
|--|--|-----------------------------|------------------------------|---------------|
| <b>Temperature (°C)</b>                          | <b>Power Supplied (V<sub>DC</sub>)</b> | <b>Frequency Error (Hz)</b> | <b>Frequency Error (ppm)</b> | <b>Result</b> |
| -30  | 3.7                                    | -4                          | -0.00213                     | pass          |
| -20  |  | -4                          | -0.00213                     | pass          |
| -10  |  | -2                          | -0.00106                     | pass          |
| 0  |  | -2                          | -0.00106                     | pass          |
| 10   |  | -2                          | -0.00106                     | pass          |
| 20   |  | -1                          | -0.00053                     | pass          |
| 30   |  | -4                          | -0.00213                     | pass          |
| 40   |  | -8                          | -0.00426                     | pass          |
| 50   |  | -10                         | -0.00532                     | pass          |
| 25   | V min.= 3.5                            | -15                         | -0.00798                     | pass          |
| 25   | V max.= 4.2                            | -20                         | -0.01064                     | pass          |

**AWS Band (Part 27)**

| <b>Middle Channel, f<sub>0</sub> =1732.6 MHz</b> |  |                             |                              |               |
|--|--|-----------------------------|------------------------------|---------------|
| <b>Temperature (°C)</b>                          | <b>Power Supplied (V<sub>DC</sub>)</b> | <b>Frequency Error (Hz)</b> | <b>Frequency Error (ppm)</b> | <b>Result</b> |
| -30  | 3.7                                    | -4                          | -0.00213                     | pass          |
| -20  |  | -4                          | -0.00213                     | pass          |
| -10  |  | -2                          | -0.00106                     | pass          |
| 0  |  | -2                          | -0.00106                     | pass          |
| 10   |  | -2                          | -0.00106                     | pass          |
| 20   |  | -1                          | -0.00053                     | pass          |
| 30   |  | -4                          | -0.00213                     | pass          |
| 40   |  | -8                          | -0.00426                     | pass          |
| 50   |  | -10                         | -0.00532                     | pass          |
| 25   | V min.= 3.5                            | -15                         | -0.00798                     | pass          |
| 25   | V max.= 4.2                            | -20                         | -0.01064                     | pass          |

**\*\*\*\*\* END OF REPORT \*\*\*\*\***