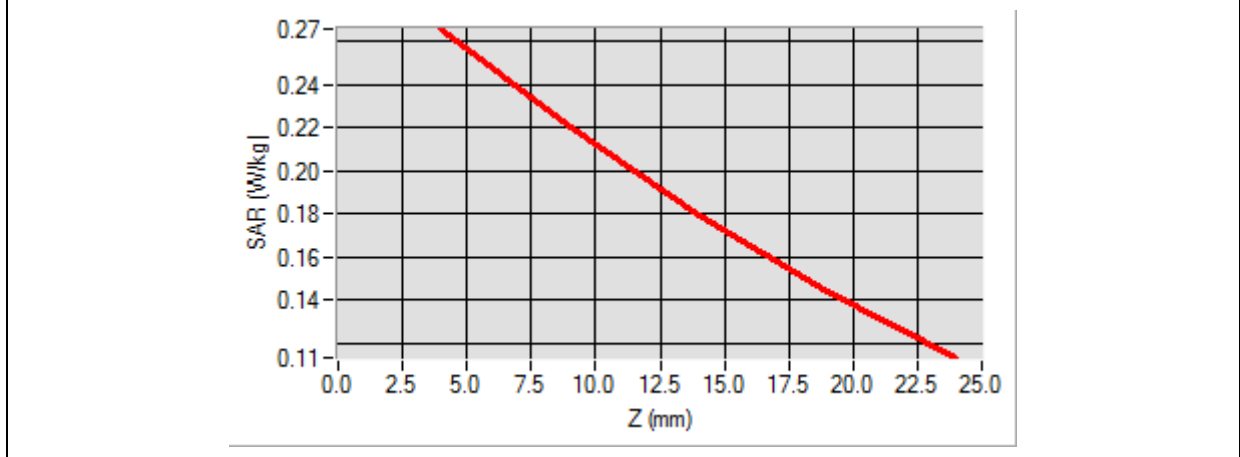
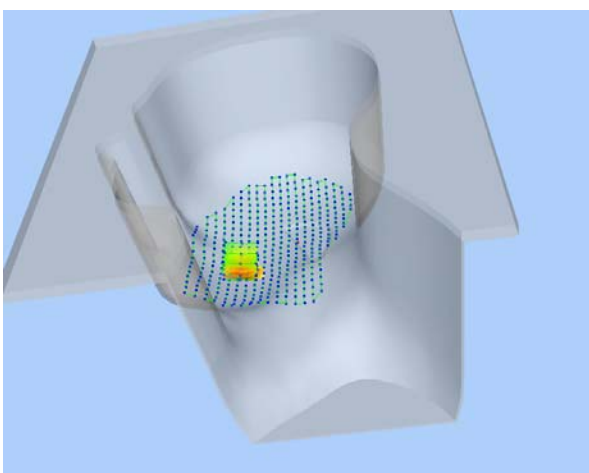



Maximum location: X=-54.00, Y=-33.00

SAR 10g (W/Kg)	0.193228
SAR 1g (W/Kg)	0.254650

Z (mm)	0.00	4.00	9.00	14.00	19.00
SAR (W/Kg)	0.0000	0.2660	0.2201	0.1798	0.1444



3D screen shot	Hot spot position
	

MEASUREMENT 24

Type: Phone measurement (Complete)

Date of measurement: 10/12/2015

Measurement duration: 12 minutes 3 seconds

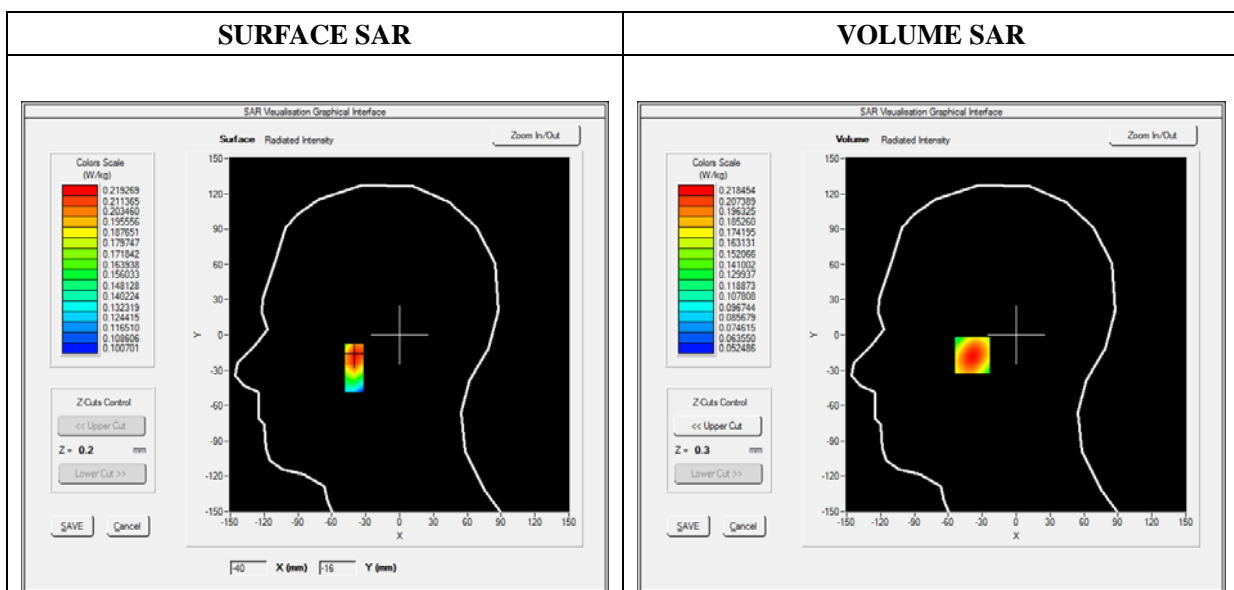
E-field Probe: SSE5 - SN 09/13 EP168; ConvF: 6.93; Calibrated: 06/03/2015

A. Experimental conditions

Area Scan	sam_direct_droit2_surf8mm.txt
Phantom	Right head
Device Position	Tilt
Band	WCDMA850_RMC
Channels	Middle
Signal	Duty Cycle 1:1

B. SAR Measurement Results

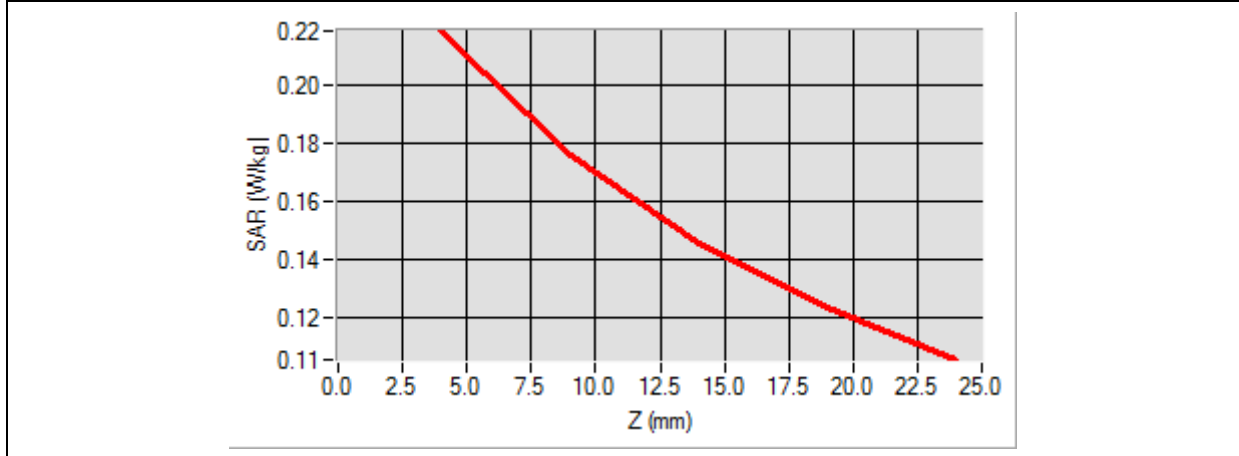
Frequency (MHz)	836.600000
Relative Permittivity (real part)	41.110245
Conductivity (S/m)	0.871245
Power Variation (%)	1.763994
Ambient Temperature	21.1
Liquid Temperature	21.3

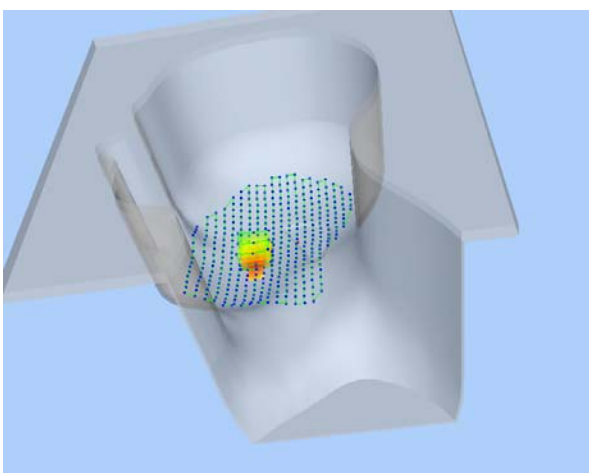



Maximum location: X=-39.00, Y=-17.00

SAR 10g (W/Kg)	0.158729
SAR 1g (W/Kg)	0.209135

Z (mm)	0.00	4.00	9.00	14.00	19.00
SAR (W/Kg)	0.0000	0.2185	0.1758	0.1450	0.1229



3D screen shot	Hot spot position
	

MEASUREMENT 25

Type: Phone measurement (Complete)

Date of measurement: 10/12/2015

Measurement duration: 12 minutes 3 seconds

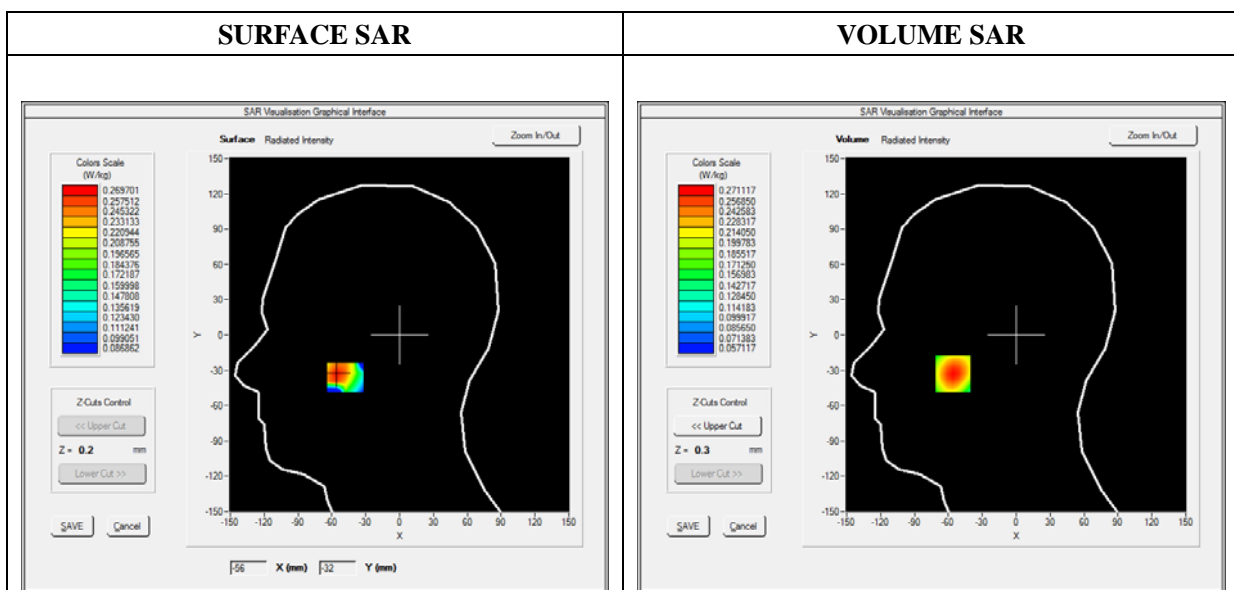
E-field Probe: SSE5 - SN 09/13 EP168; ConvF: 6.93; Calibrated: 06/03/2015

A. Experimental conditions

Area Scan	sam_direct_droit2_surf8mm.txt
Phantom	Left head
Device Position	Cheek
Band	WCDMA850_RMC
Channels	Middle
Signal	Duty Cycle 1:1

B. SAR Measurement Results

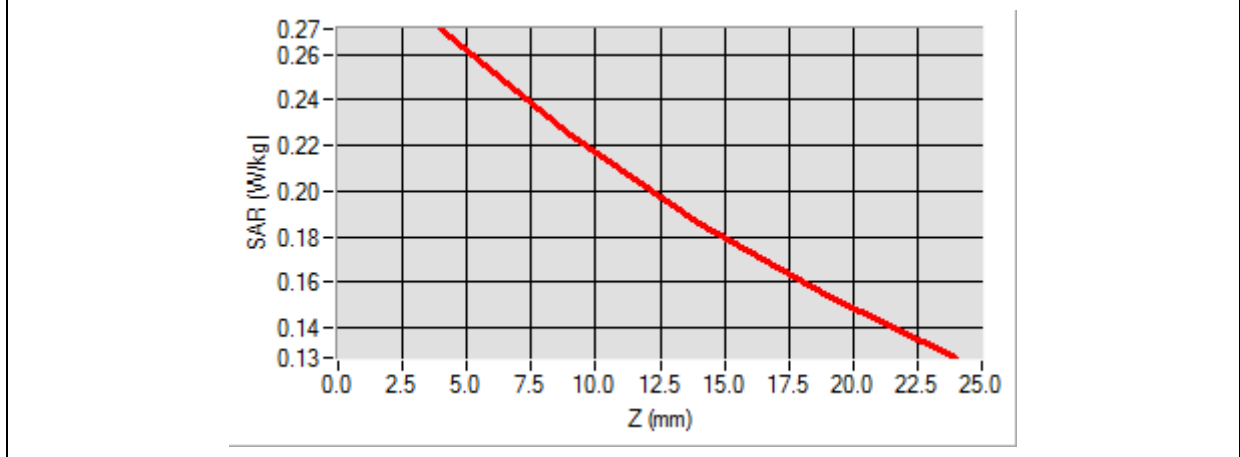
Frequency (MHz)	836.600000
Relative Permittivity (real part)	41.110245
Conductivity (S/m)	0.871245
Power Variation (%)	1.748740
Ambient Temperature	21.1
Liquid Temperature	21.3

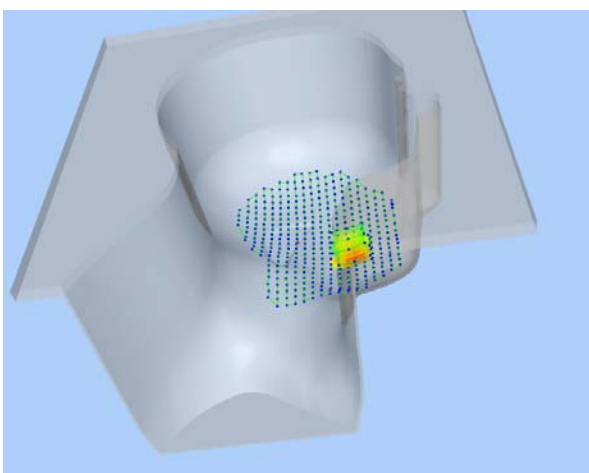



Maximum location: X=-56.00, Y=-33.00

SAR 10g (W/Kg)	0.195993
SAR 1g (W/Kg)	0.258538

Z (mm)	0.00	4.00	9.00	14.00	19.00
SAR (W/Kg)	0.0000	0.2711	0.2243	0.1859	0.1542



3D screen shot	Hot spot position
	

MEASUREMENT 26

Type: Phone measurement (Complete)

Date of measurement: 10/12/2015

Measurement duration: 12 minutes 3 seconds

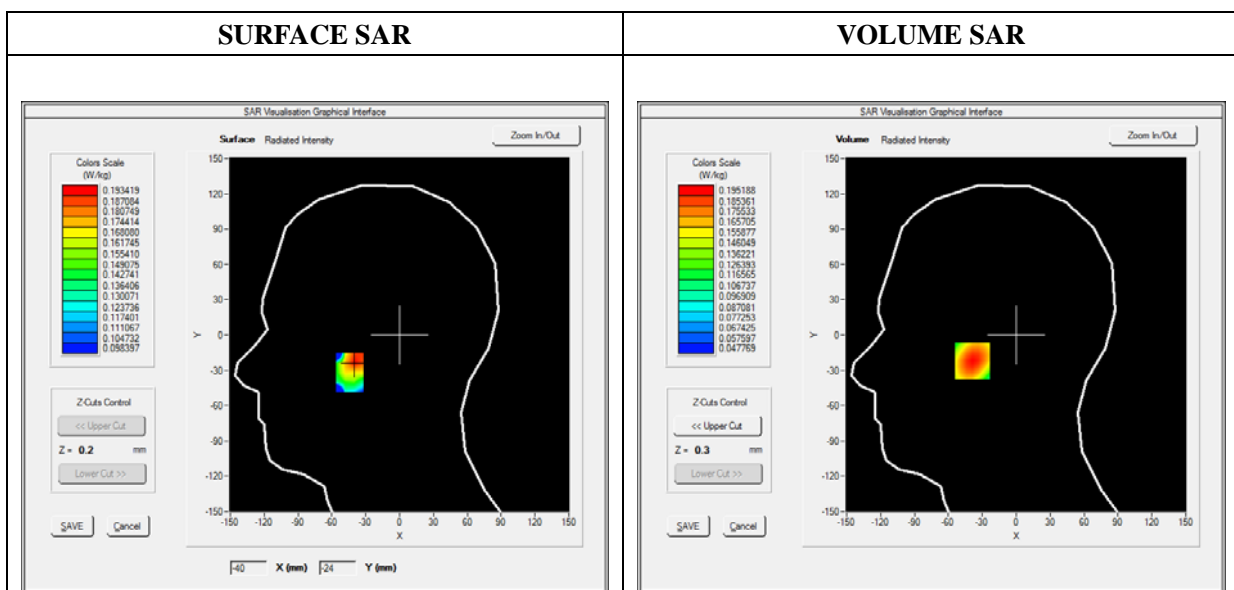
E-field Probe: SSE5 - SN 09/13 EP168; ConvF: 6.93; Calibrated: 06/03/2015

A. Experimental conditions

Area Scan	sam_direct_droit2_surf8mm.txt
Phantom	Left head
Device Position	Tilt
Band	WCDMA850_RMC
Channels	Middle
Signal	Duty Cycle 1:1

B. SAR Measurement Results

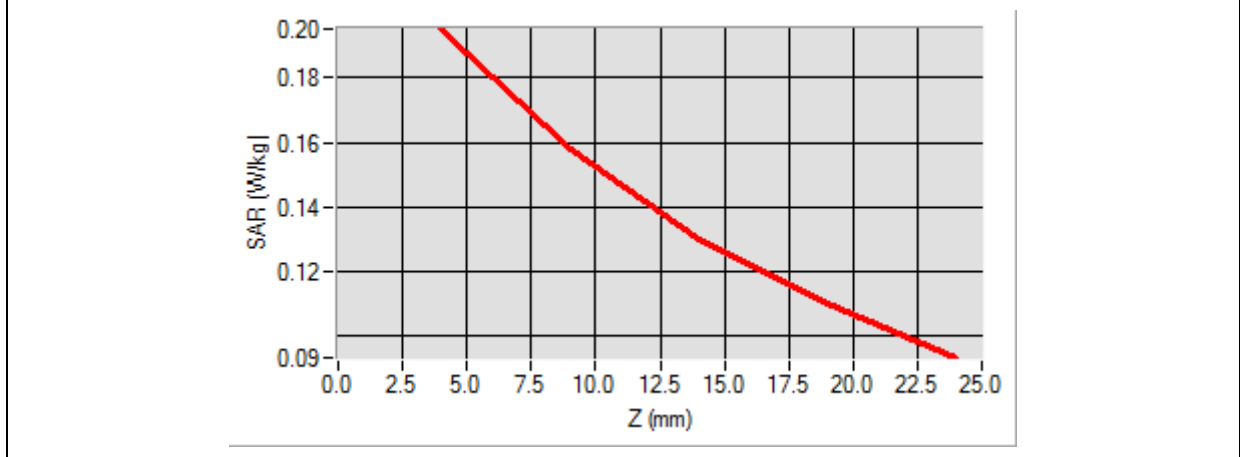
Frequency (MHz)	836.600000
Relative Permittivity (real part)	41.110245
Conductivity (S/m)	0.871245
Power Variation (%)	1.527482
Ambient Temperature	21.1
Liquid Temperature	21.3

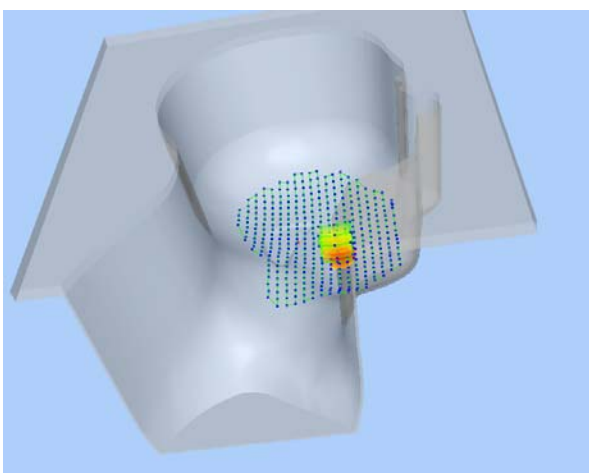



Maximum location: X=-39.00, Y=-22.00

SAR 10g (W/Kg)	0.142546
SAR 1g (W/Kg)	0.186840

Z (mm)	0.00	4.00	9.00	14.00	19.00
SAR (W/Kg)	0.0000	0.1952	0.1578	0.1302	0.1098



3D screen shot	Hot spot position
	

MEASUREMENT 27

Type: Phone measurement (Complete)

Date of measurement: 10/12/2015

Measurement duration: 12 minutes 3 seconds

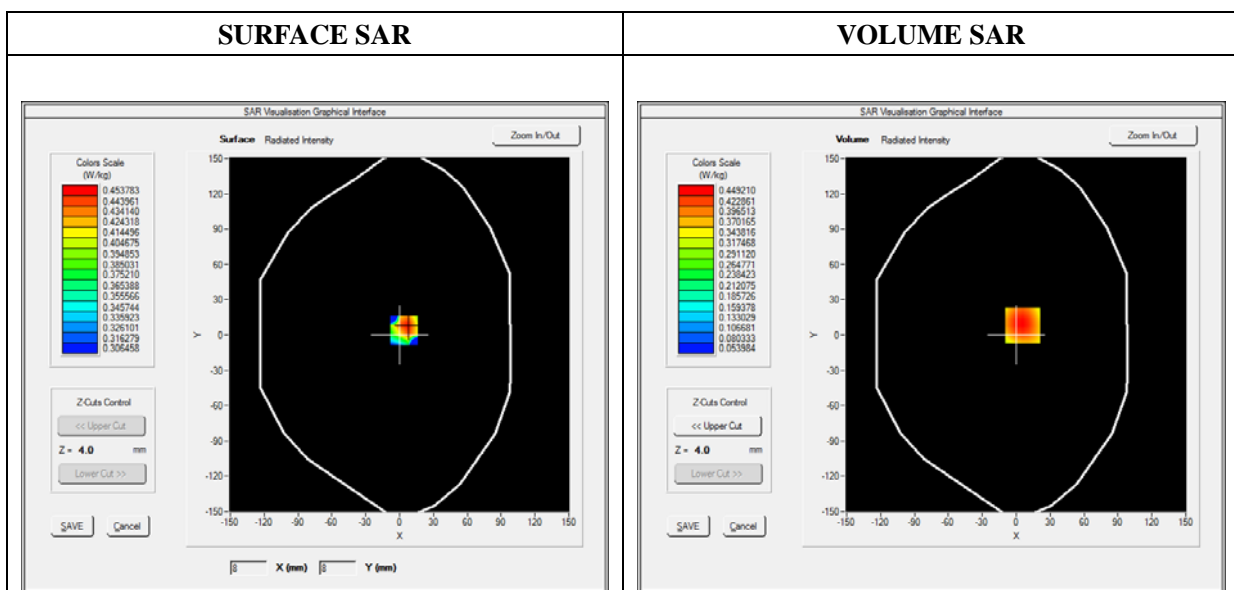
E-field Probe: SSE5 - SN 09/13 EP168; ConvF: 7.13; Calibrated: 06/03/2015

A. Experimental conditions

Area Scan	sam_direct_droit2_surf8mm.txt
Phantom	Flat Plane
Device Position	Back
Band	WCDMA850_RMC
Channels	Middle
Signal	Duty Cycle 1:1

B. SAR Measurement Results

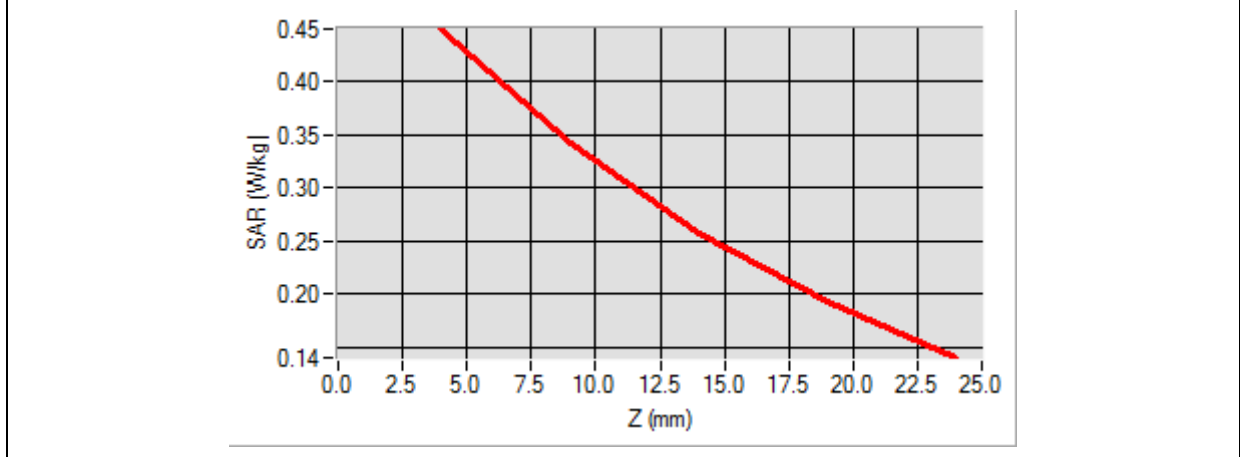
Frequency (MHz)	836.600000
Relative Permittivity (real part)	54.851214
Conductivity (S/m)	0.951454
Power Variation (%)	0.745986
Ambient Temperature	21.1
Liquid Temperature	21.3

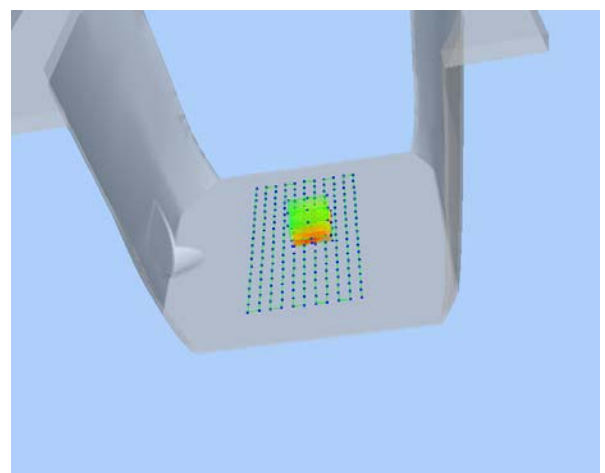



Maximum location: X=6.00, Y=8.00

SAR 10g (W/Kg)	0.313051
SAR 1g (W/Kg)	0.431144

Z (mm)	0.00	4.00	9.00	14.00	19.00
SAR (W/Kg)	0.0000	0.4492	0.3415	0.2580	0.1931



3D screen shot	Hot spot position
	

MEASUREMENT 28

Type: Phone measurement (Complete)

Date of measurement: 10/12/2015

Measurement duration: 12 minutes 3 seconds

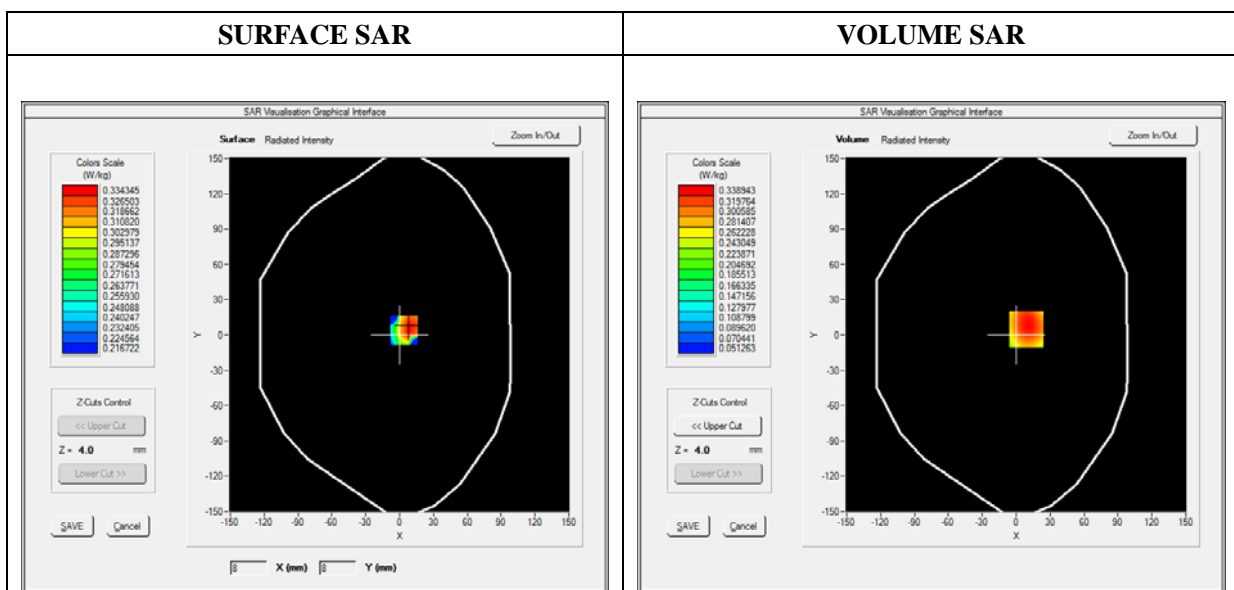
E-field Probe: SSE5 - SN 09/13 EP168; ConvF: 7.13; Calibrated: 06/03/2015

A. Experimental conditions

Area Scan	sam_direct_droit2_surf8mm.txt
Phantom	Flat Plane
Device Position	Front
Band	WCDMA850_RMC
Channels	Middle
Signal	Duty Cycle 1:1

B. SAR Measurement Results

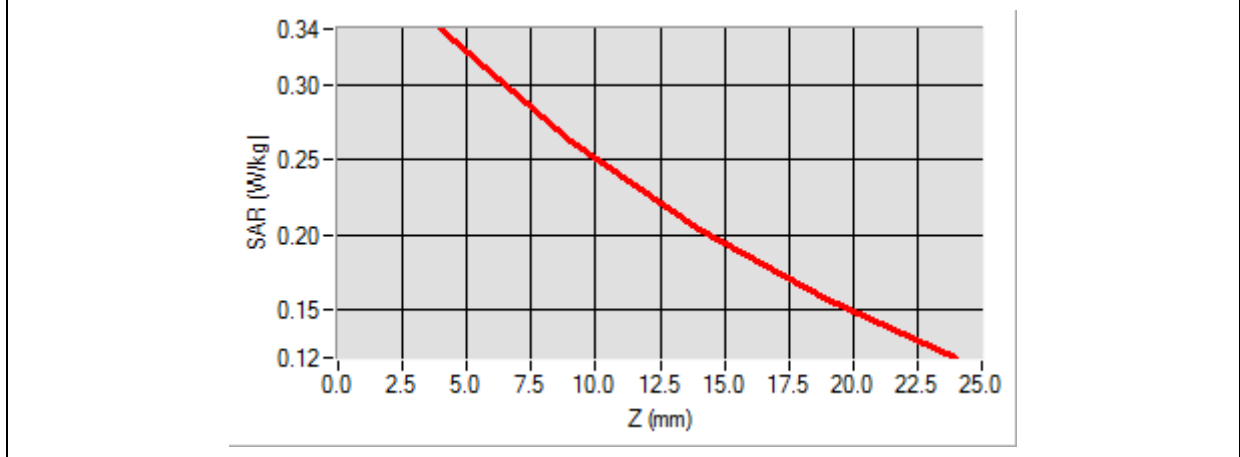
Frequency (MHz)	836.600000
Relative Permittivity (real part)	54.851214
Conductivity (S/m)	0.951454
Power Variation (%)	0.769460
Ambient Temperature	21.1
Liquid Temperature	21.3

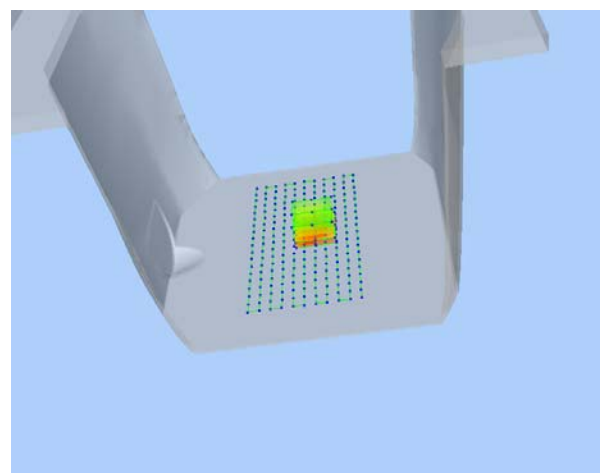



Maximum location: X=9.00, Y=5.00

SAR 10g (W/Kg)	0.241206
SAR 1g (W/Kg)	0.326503

Z (mm)	0.00	4.00	9.00	14.00	19.00
SAR (W/Kg)	0.0000	0.3370	0.2621	0.2031	0.1566



3D screen shot	Hot spot position
	

MEASUREMENT 29

Type: Phone measurement (Complete)

Date of measurement: 10/12/2015

Measurement duration: 12 minutes 3 seconds

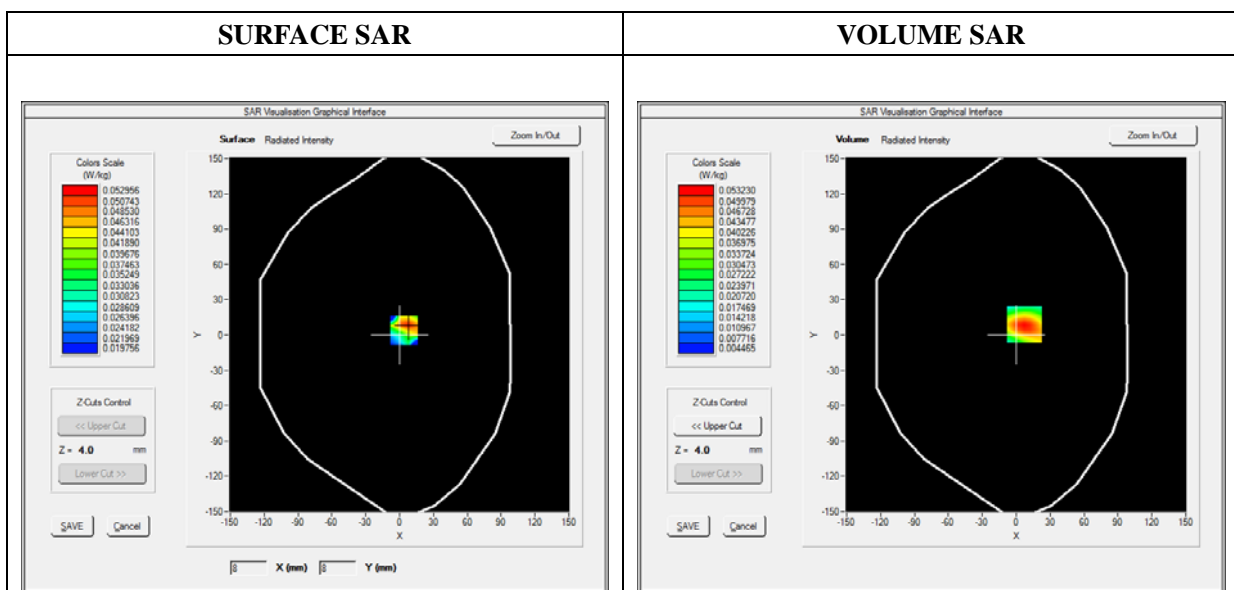
E-field Probe: SSE5 - SN 09/13 EP168; ConvF: 7.13; Calibrated: 06/03/2015

A. Experimental conditions

Area Scan	sam_direct_droit2_surf8mm.txt
Phantom	Flat Plane
Device Position	Bottom
Band	WCDMA850_RMC
Channels	Middle
Signal	Duty Cycle 1:1

B. SAR Measurement Results

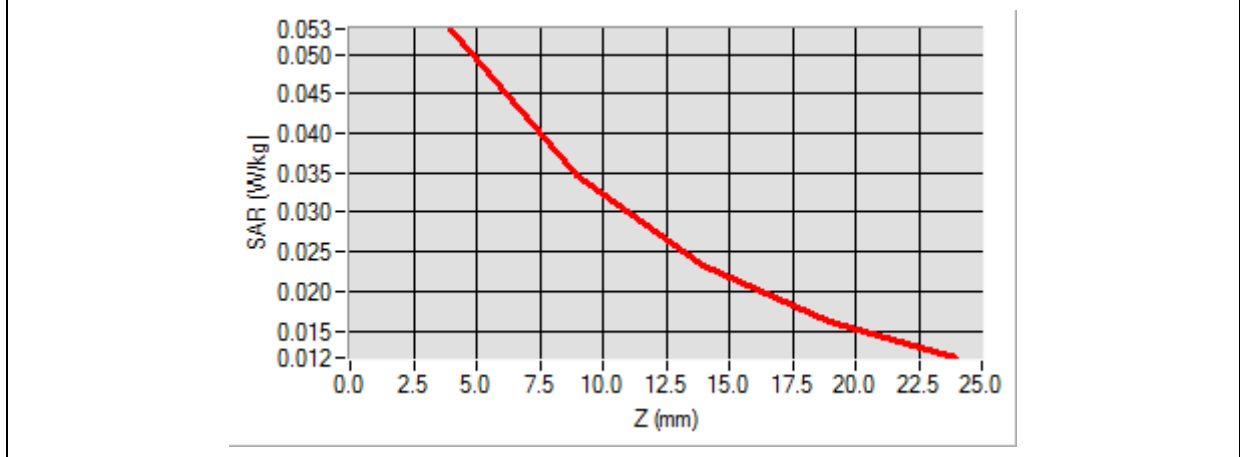
Frequency (MHz)	836.600000
Relative Permittivity (real part)	54.851214
Conductivity (S/m)	0.951454
Power Variation (%)	0.769489
Ambient Temperature	21.1
Liquid Temperature	21.3

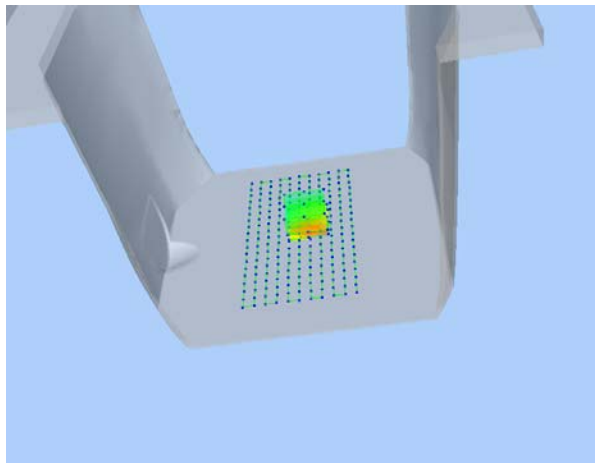
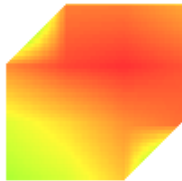


Maximum location: X=7.00, Y=9.00

SAR 10g (W/Kg)	0.031061
SAR 1g (W/Kg)	0.049575

Z (mm)	0.00	4.00	9.00	14.00	19.00
SAR (W/Kg)	0.0000	0.0532	0.0346	0.0232	0.0163



<p>3D screen shot</p>	<p>Hot spot position</p>
	

MEASUREMENT 30

Type: Phone measurement (Complete)

Date of measurement: 10/12/2015

Measurement duration: 12 minutes 3 seconds

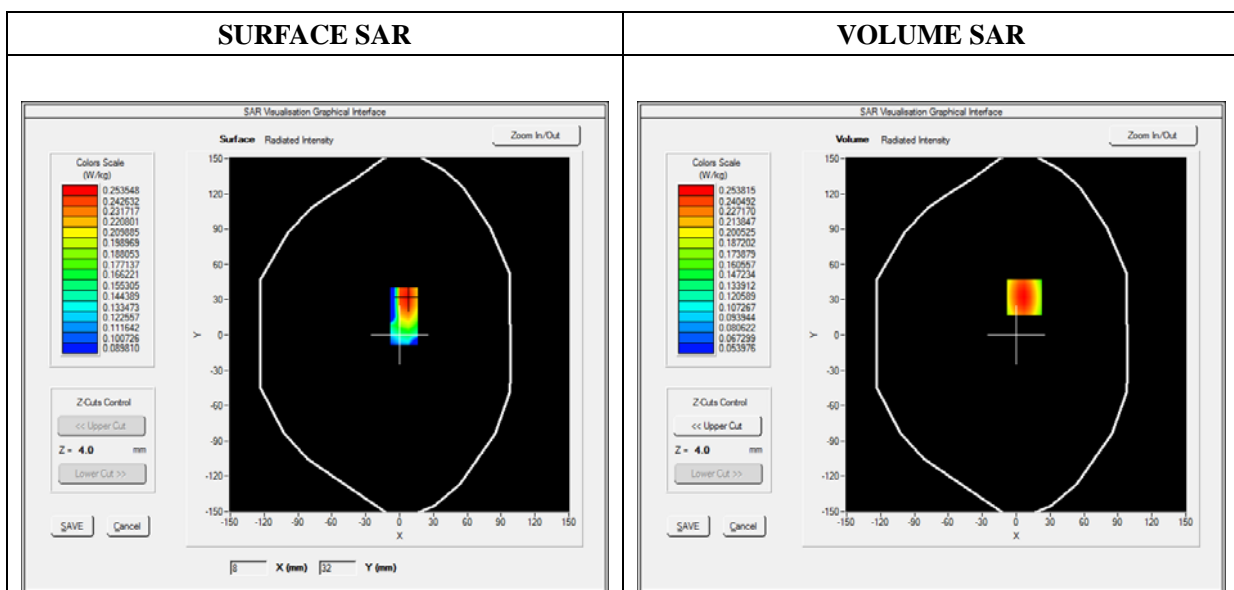
E-field Probe: SSE5 - SN 09/13 EP168; ConvF: 7.13; Calibrated: 06/03/2015

A. Experimental conditions

Area Scan	sam_direct_droit2_surf8mm.txt
Phantom	Flat Plane
Device Position	Right side
Band	WCDMA850_RMC
Channels	Middle
Signal	Duty Cycle 1:1

B. SAR Measurement Results

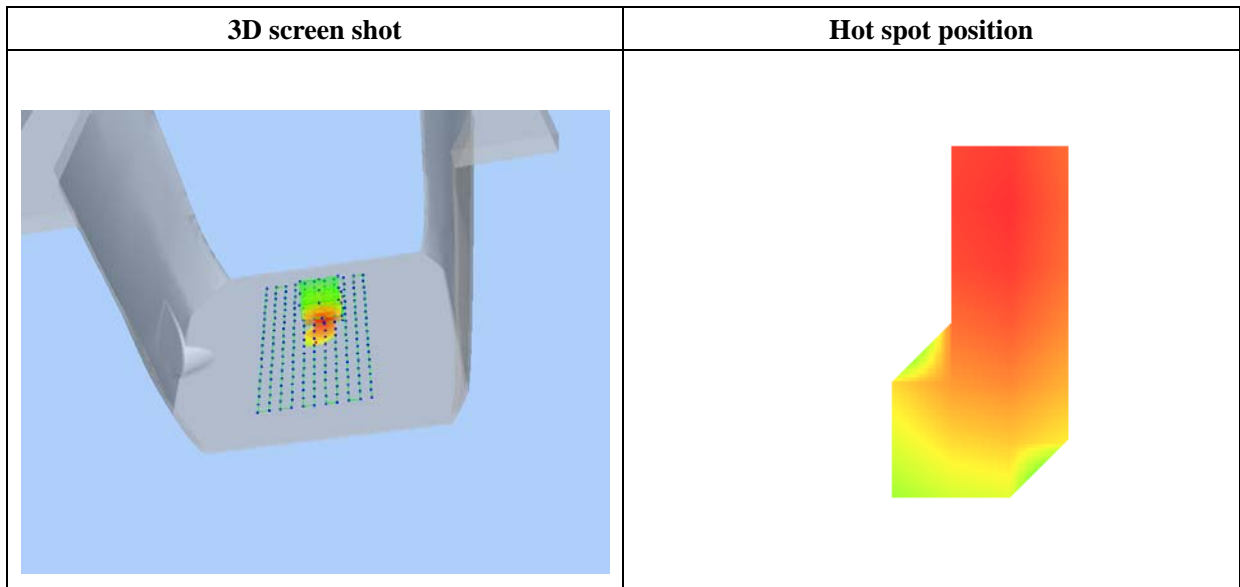
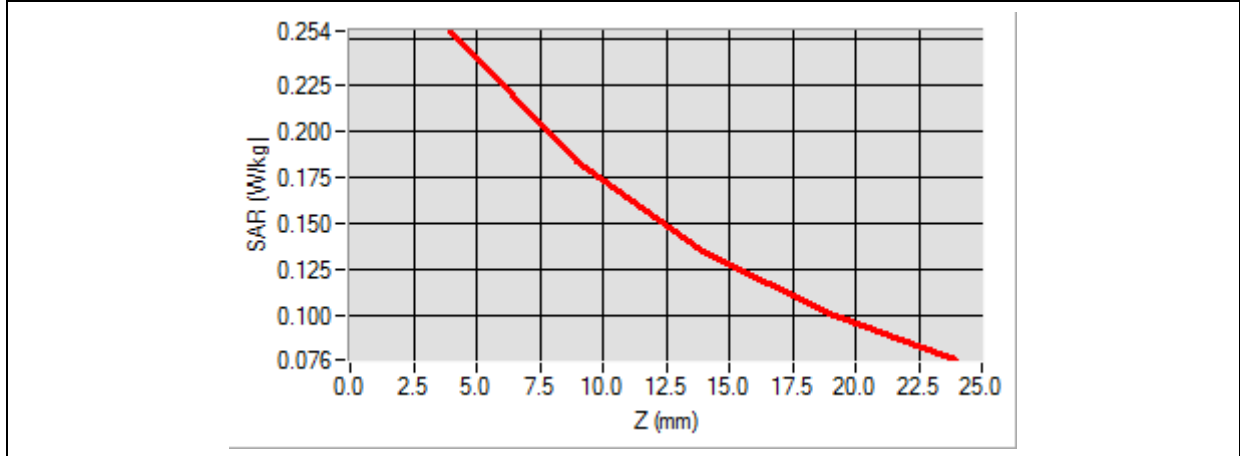
Frequency (MHz)	836.600000
Relative Permittivity (real part)	54.851214
Conductivity (S/m)	0.951454
Power Variation (%)	0.653592
Ambient Temperature	21.1
Liquid Temperature	21.3



Maximum location: X=7.00, Y=32.00

SAR 10g (W/Kg)	0.168898
SAR 1g (W/Kg)	0.241677

Z (mm)	0.00	4.00	9.00	14.00	19.00
SAR (W/Kg)	0.0000	0.2538	0.1837	0.1351	0.1016



MEASUREMENT 31

Type: Phone measurement (Complete)

Date of measurement: 10/12/2015

Measurement duration: 12 minutes 3 seconds

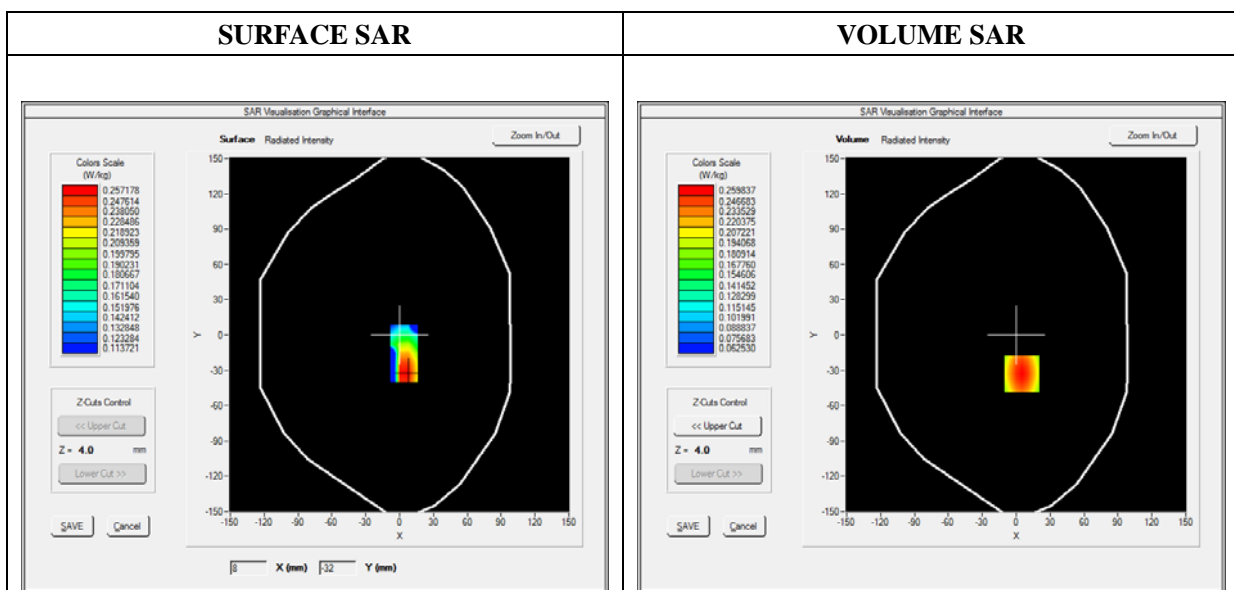
E-field Probe: SSE5 - SN 09/13 EP168; ConvF: 7.13; Calibrated: 06/03/2015

A. Experimental conditions

Area Scan	sam_direct_droit2_surf8mm.txt
Phantom	Flat Plane
Device Position	Left side
Band	WCDMA850_RMC
Channels	Middle
Signal	Duty Cycle 1:1

B. SAR Measurement Results

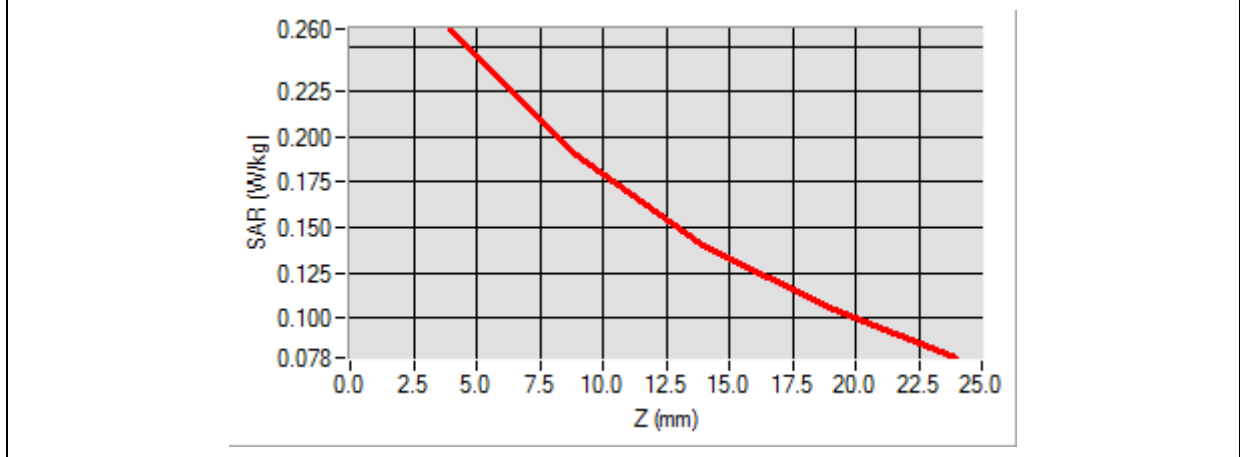
Frequency (MHz)	836.600000
Relative Permittivity (real part)	54.851214
Conductivity (S/m)	0.951454
Power Variation (%)	0.892199
Ambient Temperature	21.1
Liquid Temperature	21.3

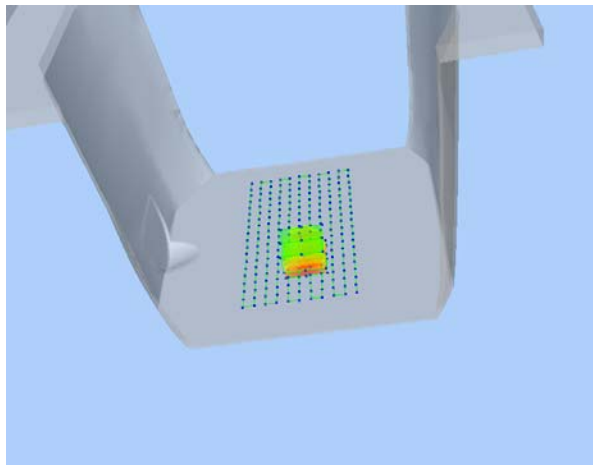



Maximum location: X=5.00, Y=-33.00

SAR 10g (W/Kg)	0.174505
SAR 1g (W/Kg)	0.247386

Z (mm)	0.00	4.00	9.00	14.00	19.00
SAR (W/Kg)	0.0000	0.2598	0.1901	0.1404	0.1051



3D screen shot	Hot spot position
	

MEASUREMENT 32

Type: Phone measurement (Complete)

Date of measurement: 10/12/2015

Measurement duration: 12 minutes 3 seconds

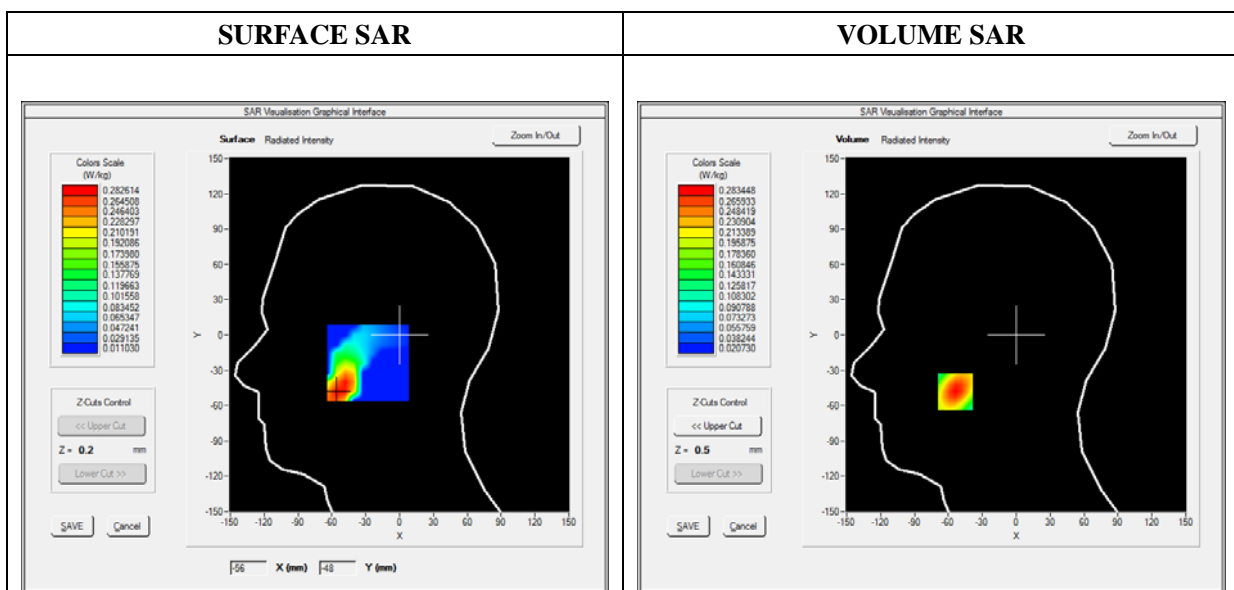
E-field Probe: SSE5 - SN 09/13 EP168; ConvF: 6.35; Calibrated: 06/03/2015

A. Experimental conditions

Area Scan	sam_direct_droit2_surf8mm.txt
Phantom	Right head
Device Position	Cheek
Band	WCDMA1900_RMC
Channels	High
Signal	Duty Cycle 1:1

B. SAR Measurement Results

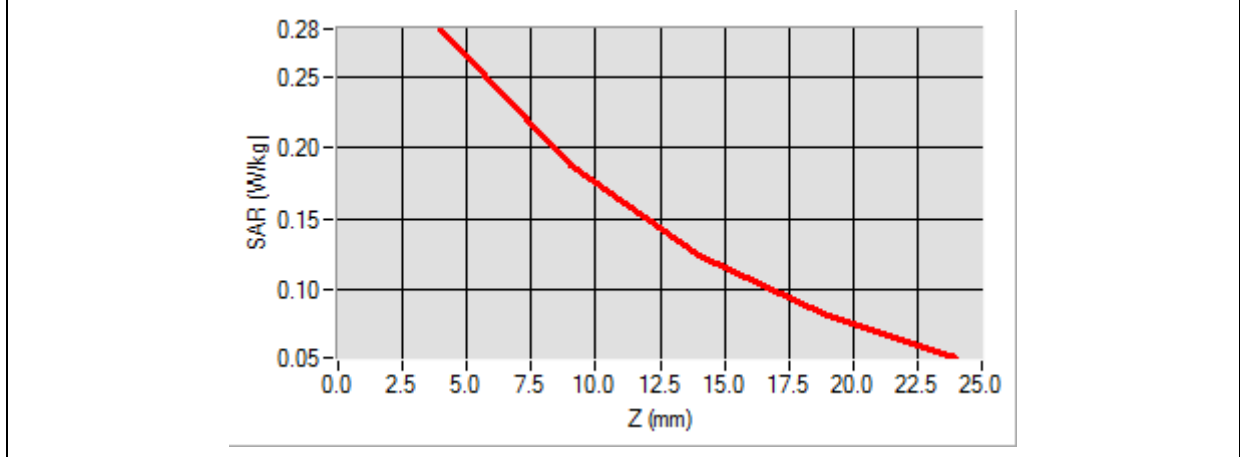
Frequency (MHz)	1709.600000
Relative Permittivity (real part)	38.560124
Conductivity (S/m)	1.380369
Power Variation (%)	1.087690
Ambient Temperature	21.1
Liquid Temperature	21.3

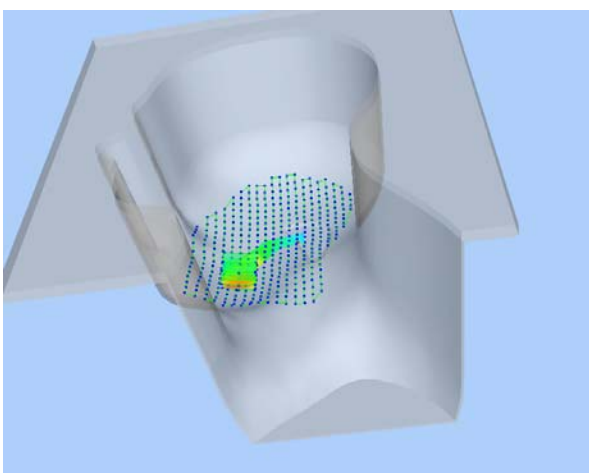



Maximum location: X=-54.00, Y=-48.00

SAR 10g (W/Kg)	0.164384
SAR 1g (W/Kg)	0.265220

Z (mm)	0.00	4.00	9.00	14.00	19.00
SAR (W/Kg)	0.0000	0.2834	0.1875	0.1239	0.0823



3D screen shot	Hot spot position
	

MEASUREMENT 33

Type: Phone measurement (Complete)

Date of measurement: 10/12/2015

Measurement duration: 12 minutes 3 seconds

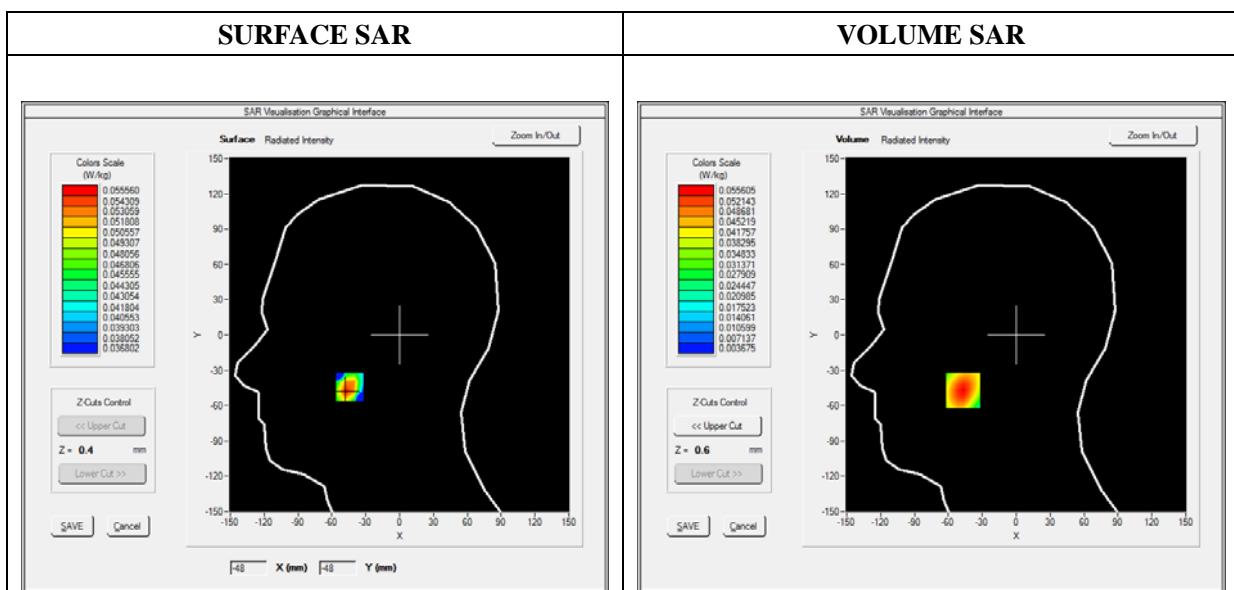
E-field Probe: SSE5 - SN 09/13 EP168; ConvF: 6.35; Calibrated: 06/03/2015

A. Experimental conditions

Area Scan	sam_direct_droit2_surf8mm.txt
Phantom	Right head
Device Position	Tilt
Band	WCDMA1900_RMC
Channels	High
Signal	Duty Cycle 1:1

B. SAR Measurement Results

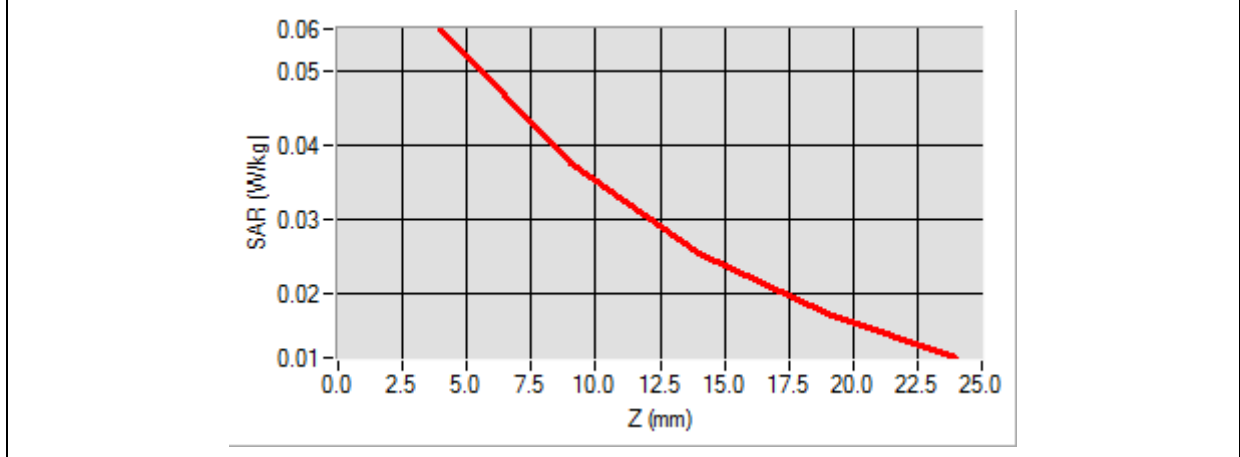
Frequency (MHz)	1709.600000
Relative Permittivity (real part)	38.560124
Conductivity (S/m)	1.380369
Power Variation (%)	1.025770
Ambient Temperature	21.1
Liquid Temperature	21.3

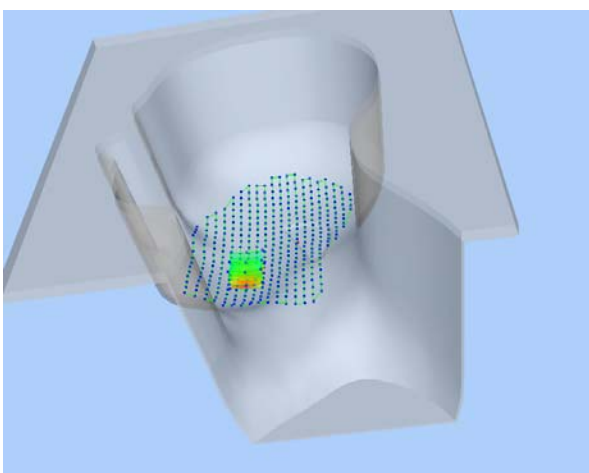



Maximum location: X=-47.00, Y=-47.00

SAR 10g (W/Kg)	0.032985
SAR 1g (W/Kg)	0.052157

Z (mm)	0.00	4.00	9.00	14.00	19.00
SAR (W/Kg)	0.0000	0.0556	0.0375	0.0253	0.0172



3D screen shot	Hot spot position
	

MEASUREMENT 34

Type: Phone measurement (Complete)

Date of measurement: 10/12/2015

Measurement duration: 12 minutes 3 seconds

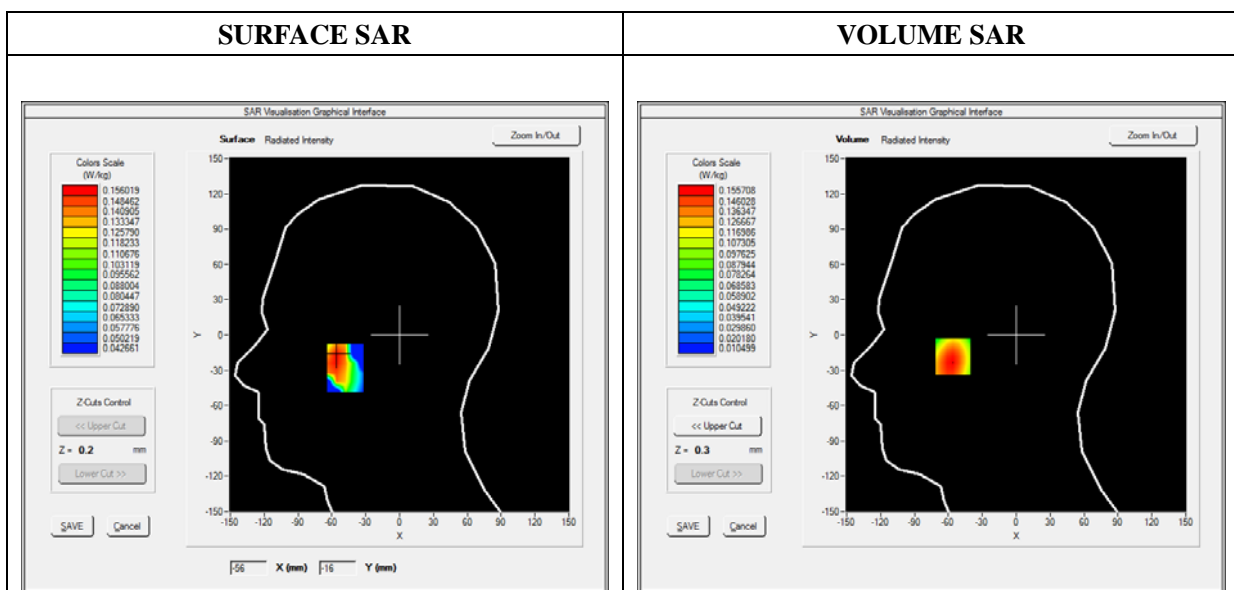
E-field Probe: SSE5 - SN 09/13 EP168; ConvF: 6.35; Calibrated: 06/03/2015

A. Experimental conditions

Area Scan	sam_direct_droit2_surf8mm.txt
Phantom	Left head
Device Position	Cheek
Band	WCDMA1900_RMC
Channels	High
Signal	Duty Cycle 1:1

B. SAR Measurement Results

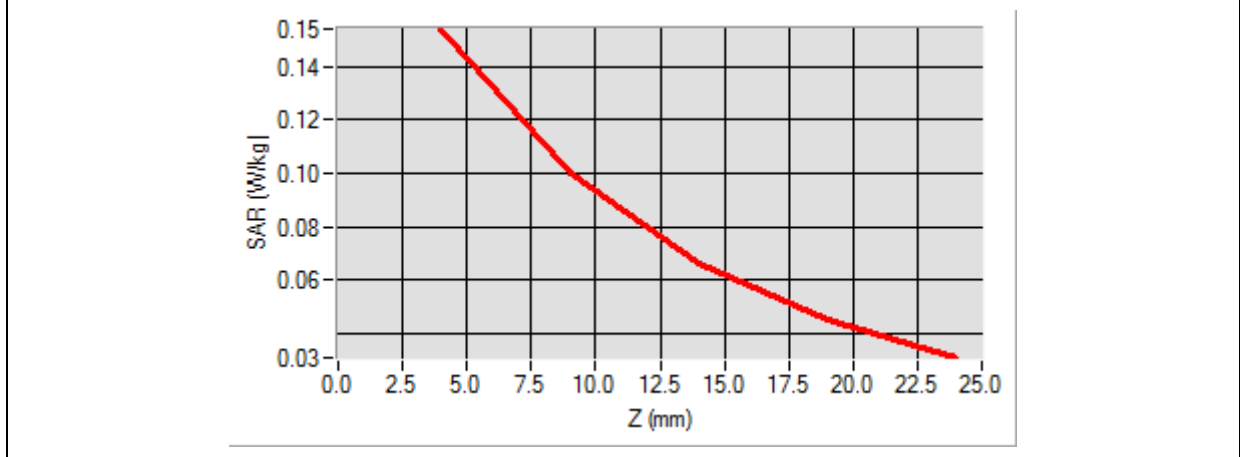
Frequency (MHz)	1709.600000
Relative Permittivity (real part)	38.560124
Conductivity (S/m)	1.380369
Power Variation (%)	1.942359
Ambient Temperature	21.1
Liquid Temperature	21.3

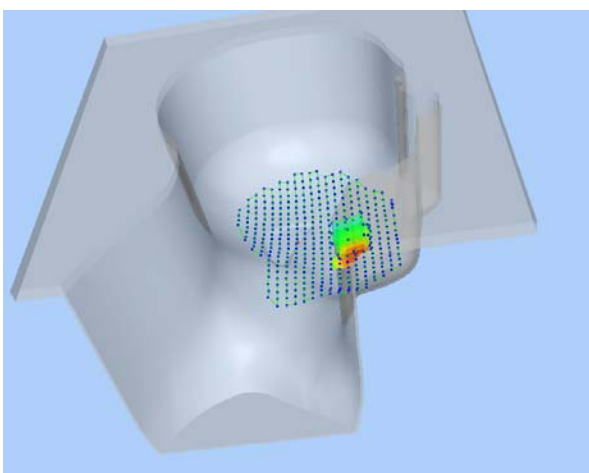



Maximum location: X=-56.00, Y=-18.00

SAR 10g (W/Kg)	0.095179
SAR 1g (W/Kg)	0.148125

Z (mm)	0.00	4.00	9.00	14.00	19.00
SAR (W/Kg)	0.0000	0.1540	0.1002	0.0664	0.0455



3D screen shot	Hot spot position
	

MEASUREMENT 35

Type: Phone measurement (Complete)

Date of measurement: 10/12/2015

Measurement duration: 12 minutes 3 seconds

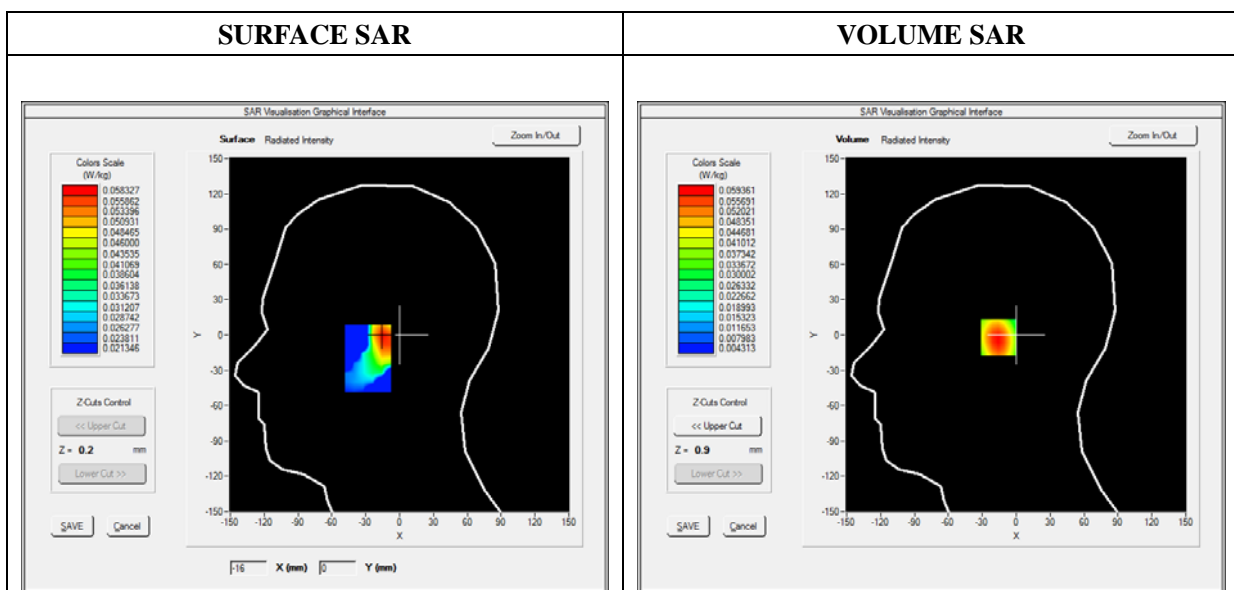
E-field Probe: SSE5 - SN 09/13 EP168; ConvF: 6.35; Calibrated: 06/03/2015

A. Experimental conditions

Area Scan	sam_direct_droit2_surf8mm.txt
Phantom	Left head
Device Position	Tilt
Band	WCDMA1900_RMC
Channels	High
Signal	Duty Cycle 1:1

B. SAR Measurement Results

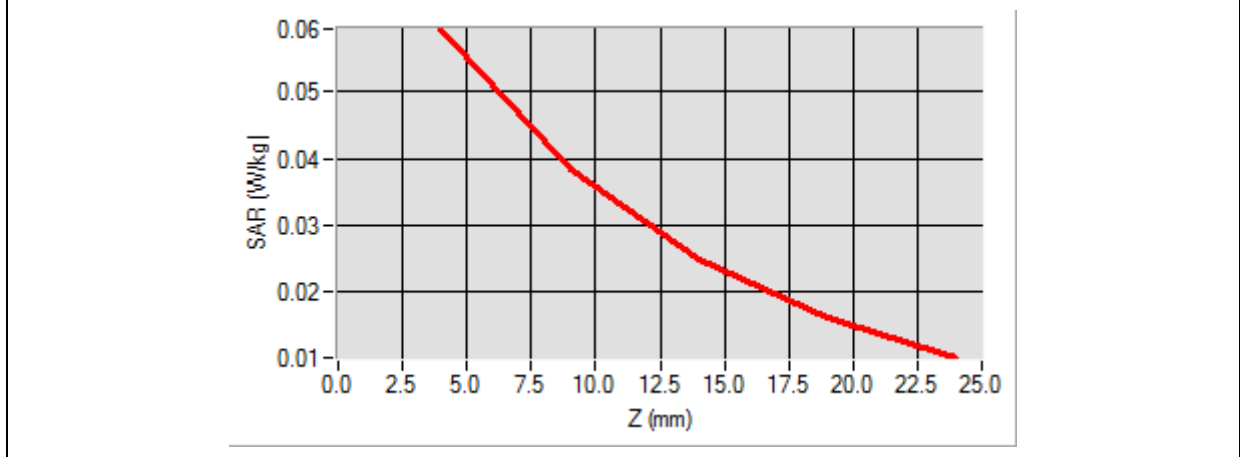
Frequency (MHz)	1709.600000
Relative Permittivity (real part)	38.560124
Conductivity (S/m)	1.380369
Power Variation (%)	1.056342
Ambient Temperature	21.1
Liquid Temperature	21.3

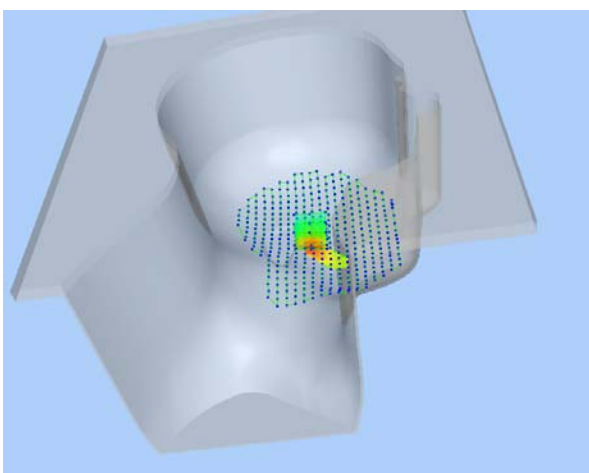



Maximum location: X=-14.00, Y=-2.00

SAR 10g (W/Kg)	0.034718
SAR 1g (W/Kg)	0.055899

Z (mm)	0.00	4.00	9.00	14.00	19.00
SAR (W/Kg)	0.0000	0.0594	0.0383	0.0248	0.0162



3D screen shot	Hot spot position
	

MEASUREMENT 36

Type: Phone measurement (Complete)

Date of measurement: 10/12/2015

Measurement duration: 12 minutes 3 seconds

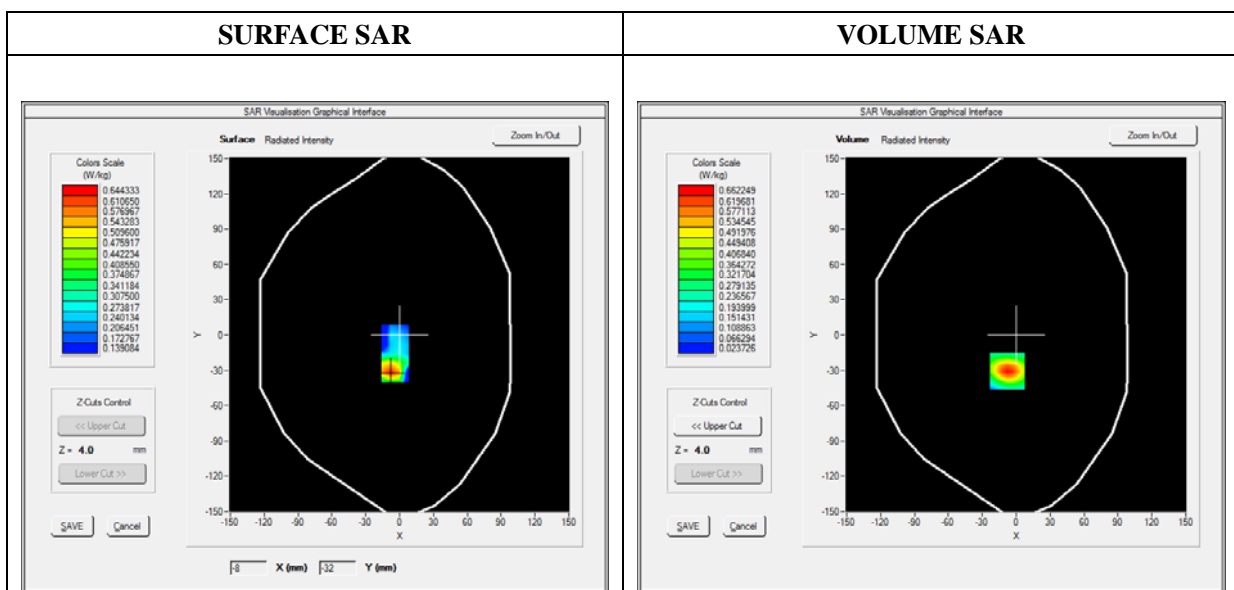
E-field Probe: SSE5 - SN 09/13 EP168; ConvF: 6.55; Calibrated: 06/03/2015

A. Experimental conditions

Area Scan	sam_direct_droit2_surf8mm.txt
Phantom	Flat Plane
Device Position	Back
Band	WCDMA1900_RMC
Channels	High
Signal	Duty Cycle 1:1

B. SAR Measurement Results

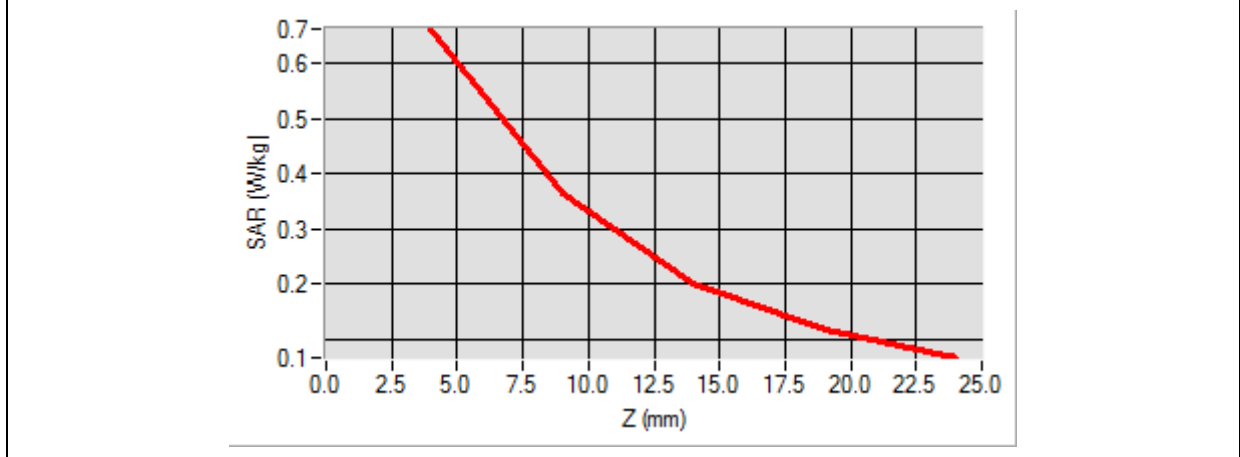
Frequency (MHz)	1709.600000
Relative Permittivity (real part)	52.420415
Conductivity (S/m)	1.501966
Power Variation (%)	0.734538
Ambient Temperature	21.1
Liquid Temperature	21.3

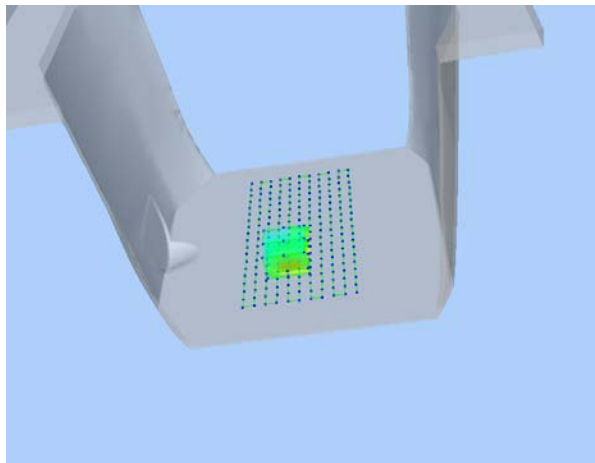



Maximum location: X=-8.00, Y=-31.00

SAR 10g (W/Kg)	0.308108
SAR 1g (W/Kg)	0.599690

Z (mm)	0.00	4.00	9.00	14.00	19.00
SAR (W/Kg)	0.0000	0.6622	0.3634	0.2003	0.1155



3D screen shot	Hot spot position
	

MEASUREMENT 37

Type: Phone measurement (Complete)

Date of measurement: 10/12/2015

Measurement duration: 12 minutes 3 seconds

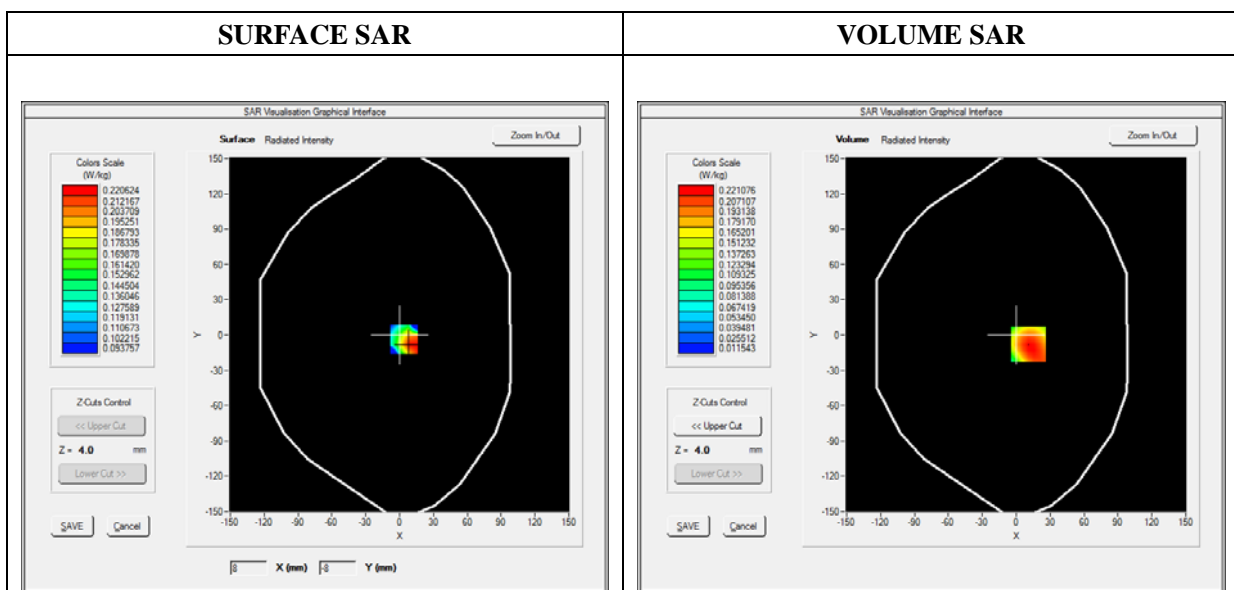
E-field Probe: SSE5 - SN 09/13 EP168; ConvF: 6.55; Calibrated: 06/03/2015

A. Experimental conditions

Area Scan	sam_direct_droit2_surf8mm.txt
Phantom	Flat Plane
Device Position	Front
Band	WCDMA1900_RMC
Channels	High
Signal	Duty Cycle 1:1

B. SAR Measurement Results

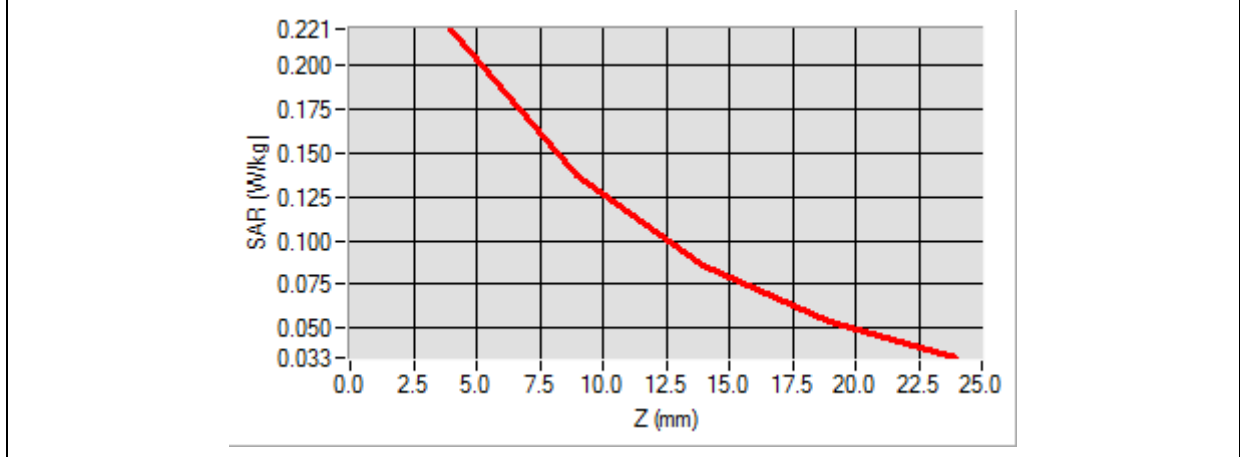
Frequency (MHz)	1709.600000
Relative Permittivity (real part)	52.420415
Conductivity (S/m)	1.501966
Power Variation (%)	0.587858
Ambient Temperature	21.1
Liquid Temperature	21.3

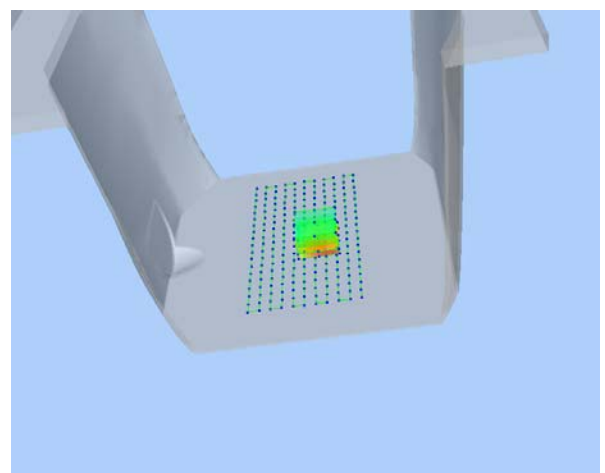
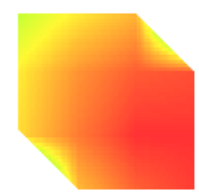


Maximum location: X=11.00, Y=-8.00

SAR 10g (W/Kg)	0.128301
SAR 1g (W/Kg)	0.210923

Z (mm)	0.00	4.00	9.00	14.00	19.00
SAR (W/Kg)	0.0000	0.2211	0.1376	0.0857	0.0542



3D screen shot	Hot spot position
	

MEASUREMENT 38

Type: Phone measurement (Complete)

Date of measurement: 10/12/2015

Measurement duration: 12 minutes 3 seconds

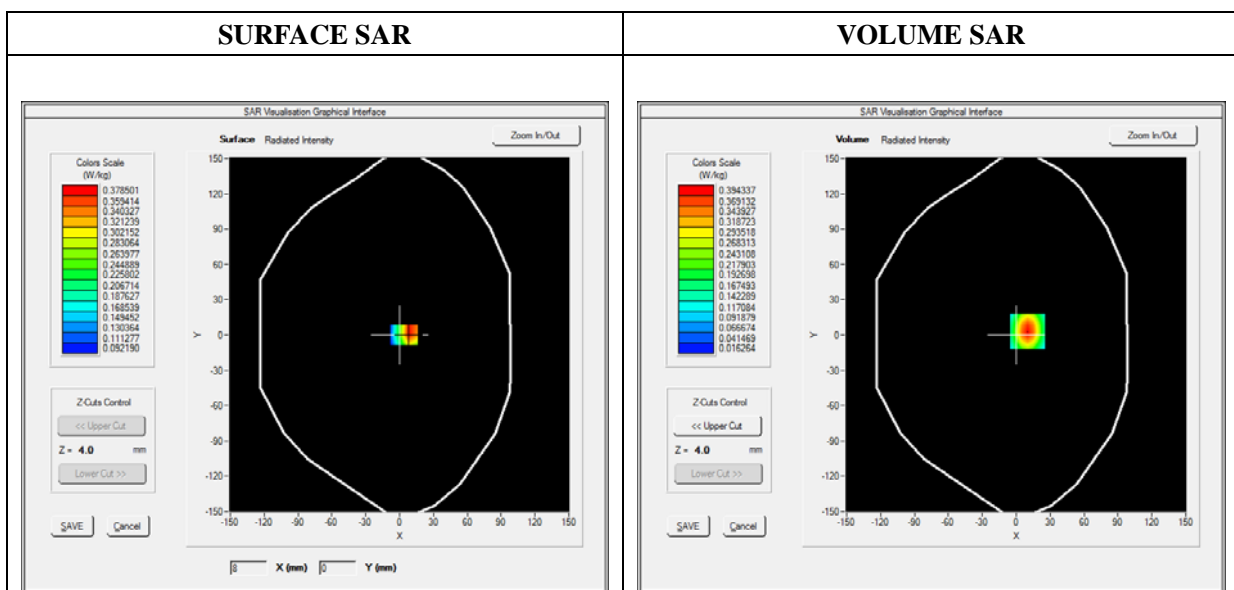
E-field Probe: SSE5 - SN 09/13 EP168; ConvF: 6.55; Calibrated: 06/03/2015

A. Experimental conditions

Area Scan	sam_direct_droit2_surf8mm.txt
Phantom	Flat Plane
Device Position	Bottom
Band	WCDMA1900_RMC
Channels	High
Signal	Duty Cycle 1:1

B. SAR Measurement Results

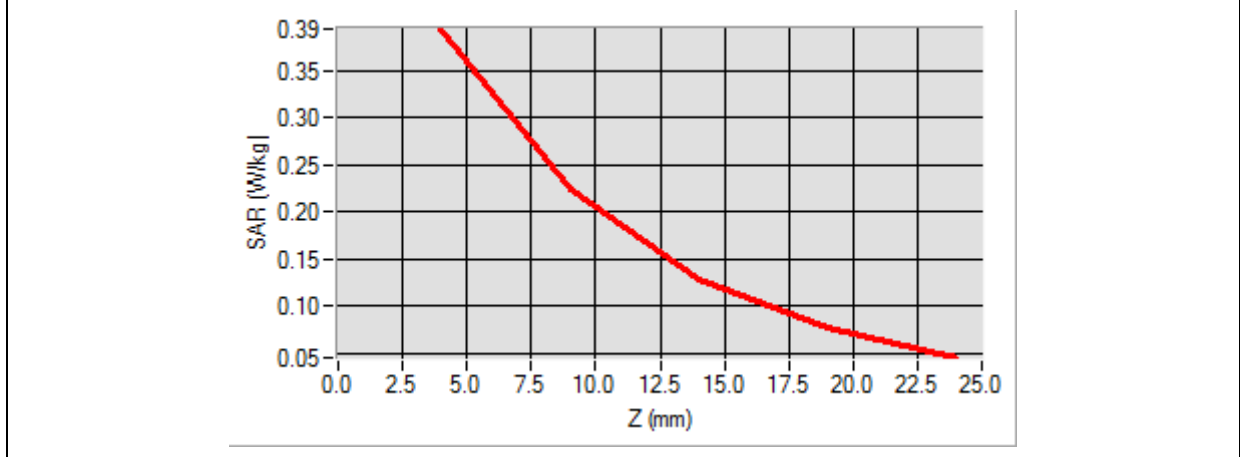
Frequency (MHz)	1709.600000
Relative Permittivity (real part)	52.420415
Conductivity (S/m)	1.501966
Power Variation (%)	0.658347
Ambient Temperature	21.1
Liquid Temperature	21.3

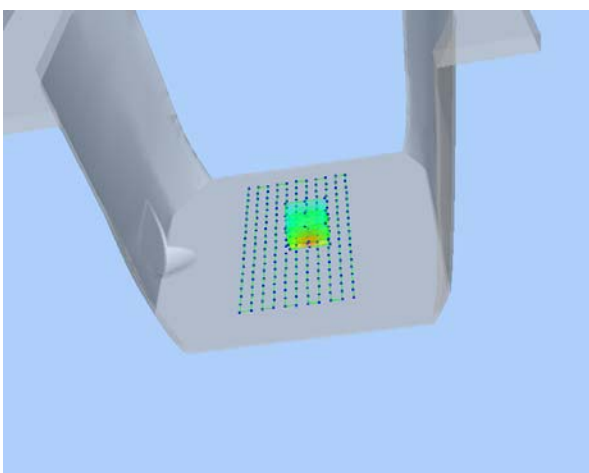



Maximum location: X=10.00, Y=3.00

SAR 10g (W/Kg)	0.191416
SAR 1g (W/Kg)	0.359131

Z (mm)	0.00	4.00	9.00	14.00	19.00
SAR (W/Kg)	0.0000	0.3943	0.2242	0.1285	0.0769



3D screen shot	Hot spot position
	

MEASUREMENT 39

Type: Phone measurement (Complete)

Date of measurement: 10/12/2015

Measurement duration: 12 minutes 3 seconds

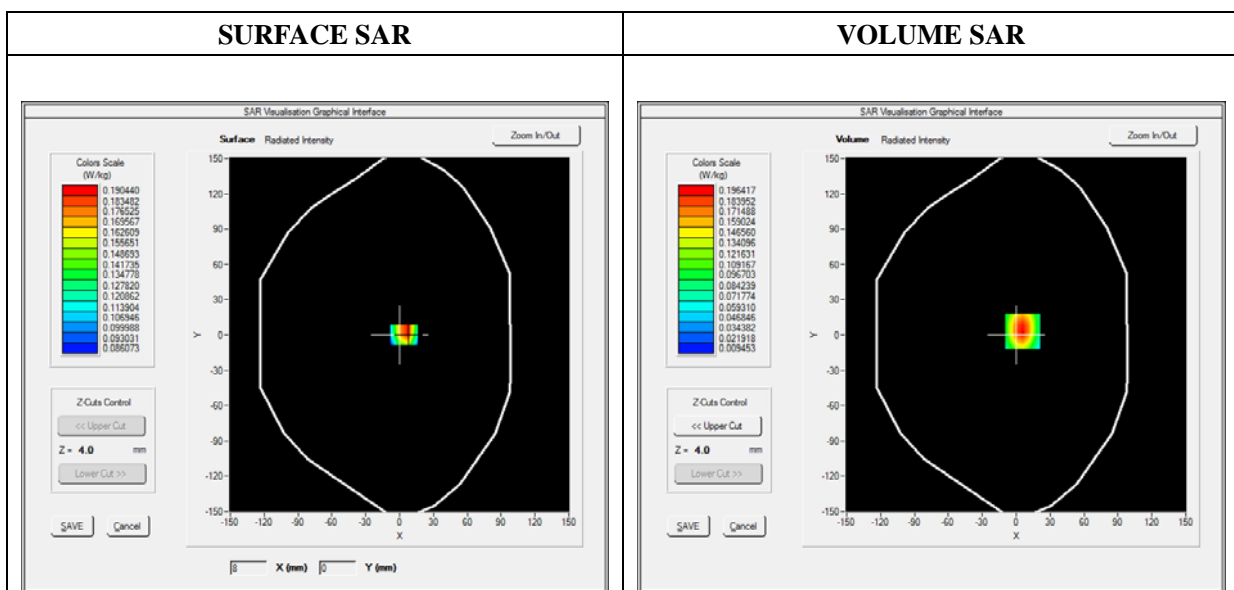
E-field Probe: SSE5 - SN 09/13 EP168; ConvF: 6.55; Calibrated: 06/03/2015

A. Experimental conditions

Area Scan	sam_direct_droit2_surf8mm.txt
Phantom	Flat Plane
Device Position	Right side
Band	WCDMA1900_RMC
Channels	High
Signal	Duty Cycle 1:1

B. SAR Measurement Results

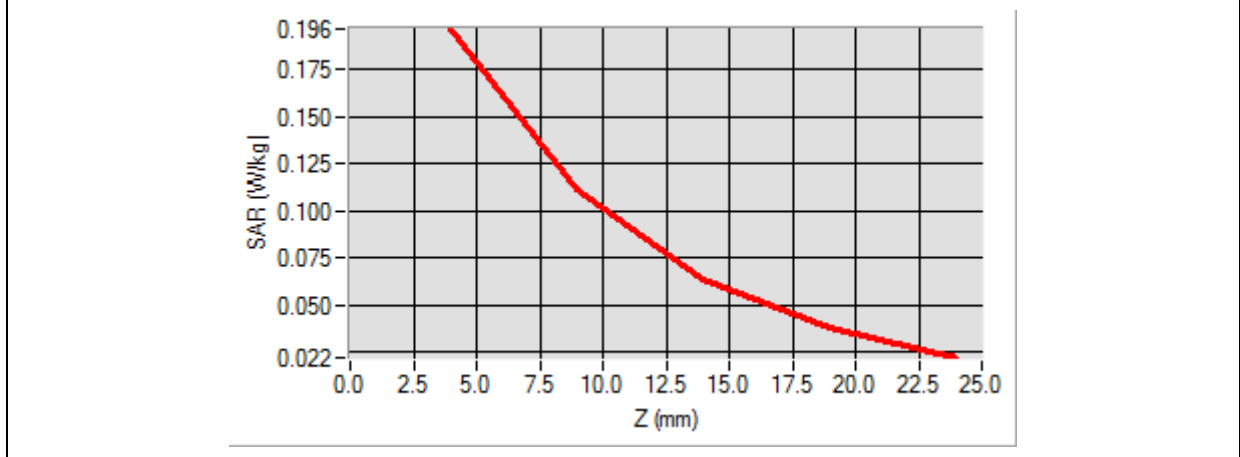
Frequency (MHz)	1709.600000
Relative Permittivity (real part)	52.420415
Conductivity (S/m)	1.501966
Power Variation (%)	0.537929
Ambient Temperature	21.1
Liquid Temperature	21.3

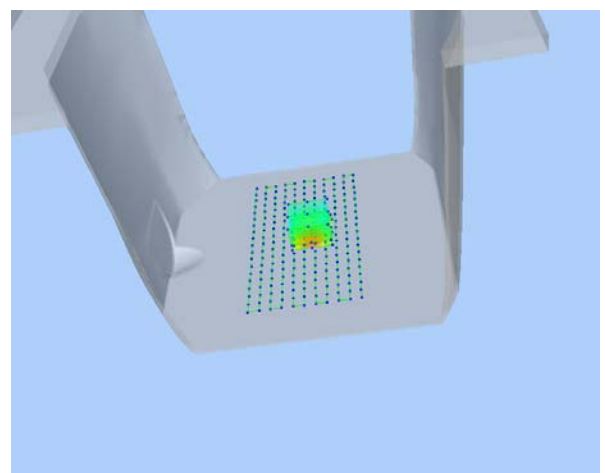



Maximum location: X=6.00, Y=3.00

SAR 10g (W/Kg)	0.099135
SAR 1g (W/Kg)	0.181503

Z (mm)	0.00	4.00	9.00	14.00	19.00
SAR (W/Kg)	0.0000	0.1964	0.1117	0.0638	0.0378



3D screen shot	Hot spot position
	

MEASUREMENT 40

Type: Phone measurement (Complete)

Date of measurement: 10/12/2015

Measurement duration: 12 minutes 3 seconds

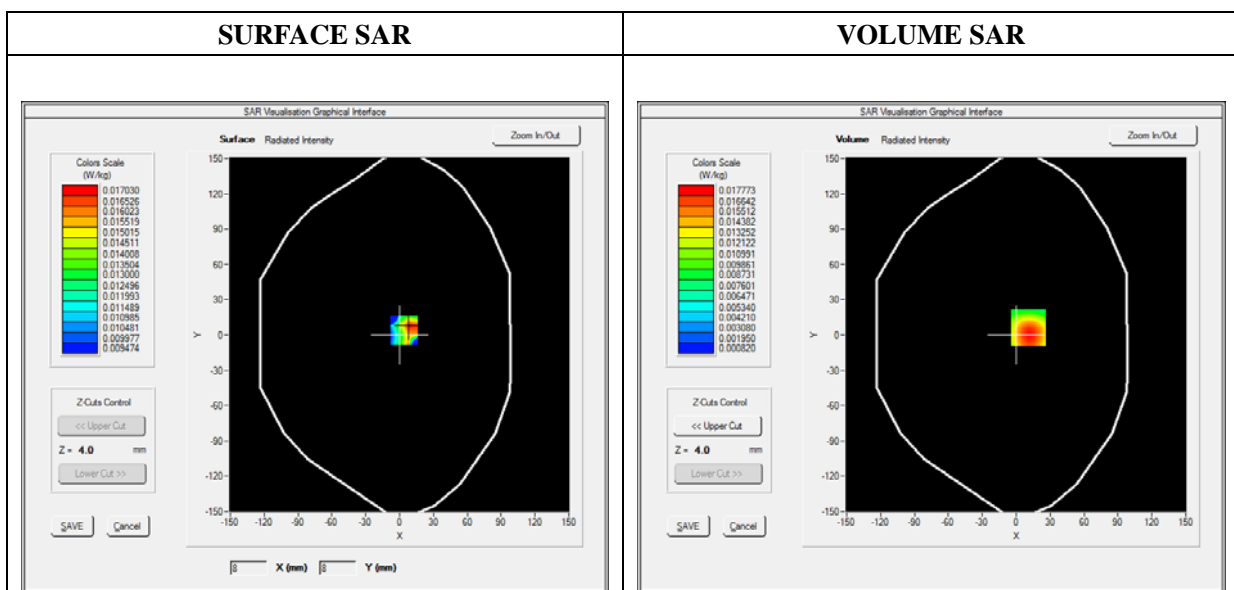
E-field Probe: SSE5 - SN 09/13 EP168; ConvF: 6.55; Calibrated: 06/03/2015

A. Experimental conditions

Area Scan	sam_direct_droit2_surf8mm.txt
Phantom	Flat Plane
Device Position	Left side
Band	WCDMA1900_RMC
Channels	High
Signal	Duty Cycle 1:1

B. SAR Measurement Results

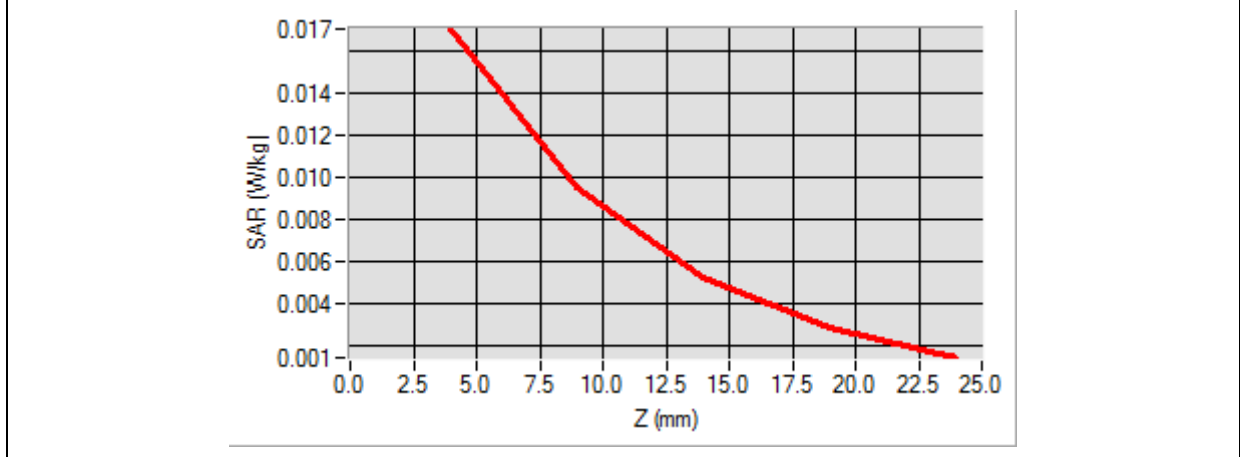
Frequency (MHz)	1709.600000
Relative Permittivity (real part)	52.420415
Conductivity (S/m)	1.501966
Power Variation (%)	0.652859
Ambient Temperature	21.1
Liquid Temperature	21.3

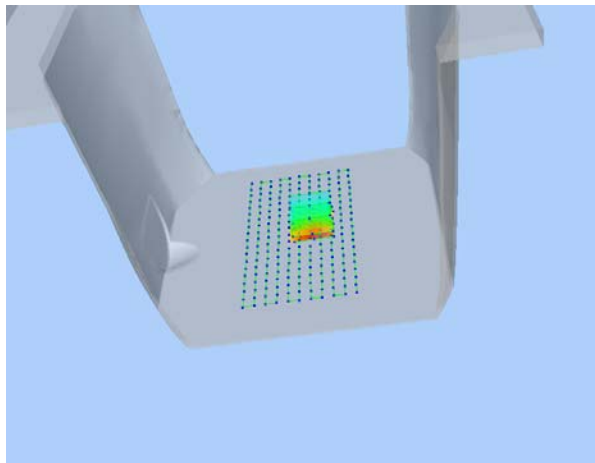



Maximum location: X=11.00, Y=6.00

SAR 10g (W/Kg)	0.009473
SAR 1g (W/Kg)	0.016714

Z (mm)	0.00	4.00	9.00	14.00	19.00
SAR (W/Kg)	0.0000	0.0170	0.0095	0.0052	0.0028



3D screen shot	Hot spot position
	

MEASUREMENT 41

Type: Phone measurement (Complete)

Date of measurement: 10/12/2015

Measurement duration: 12 minutes 3 seconds

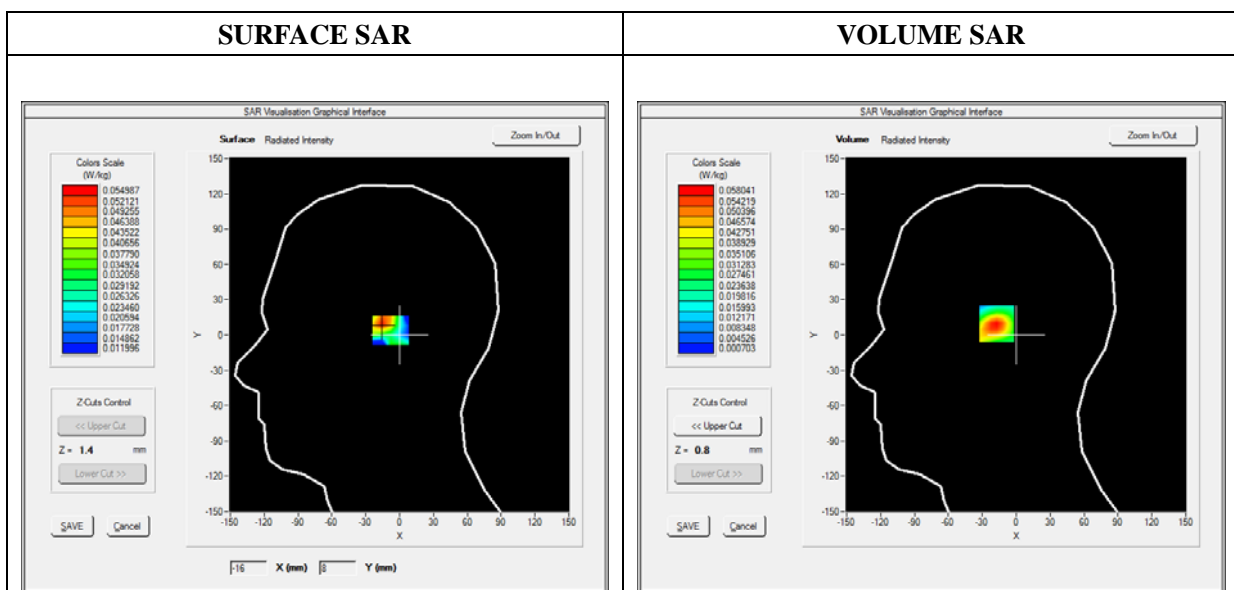
E-field Probe: SSE5 - SN 09/13 EP168; ConvF: 5.64; Calibrated: 06/03/2015

A. Experimental conditions

Area Scan	sam_direct_droit2_surf8mm.txt
Phantom	Right head
Device Position	Cheek
Band	WiFi_802.11b
Channels	High
Signal	Duty Cycle: 1.00 (Crest factor: 1.00)

B. SAR Measurement Results

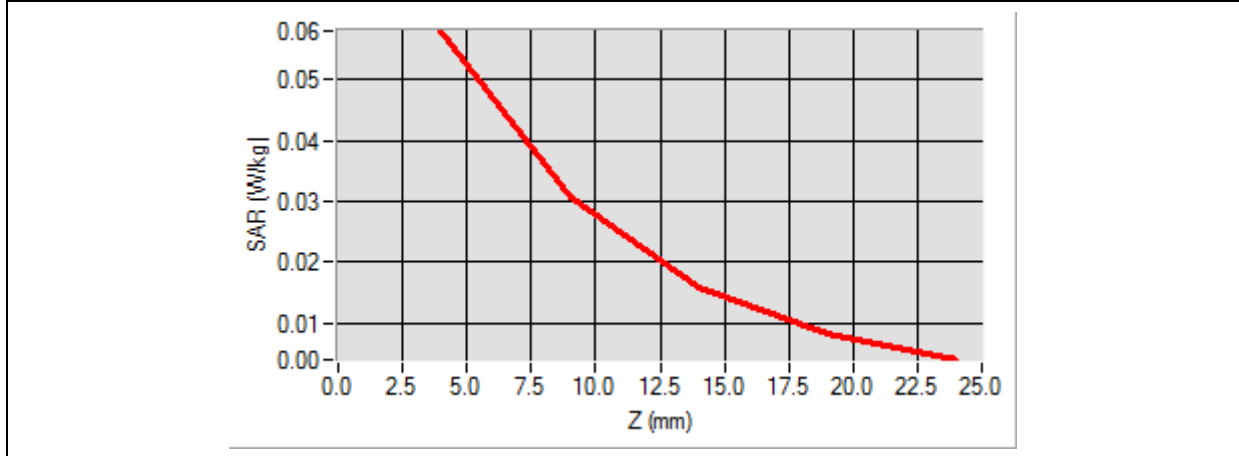
Frequency (MHz)	2462.000000
Relative Permittivity (real part)	38.611212
Conductivity (S/m)	1.761202
Power Variation (%)	1.144120
Ambient Temperature	21.1
Liquid Temperature	21.2

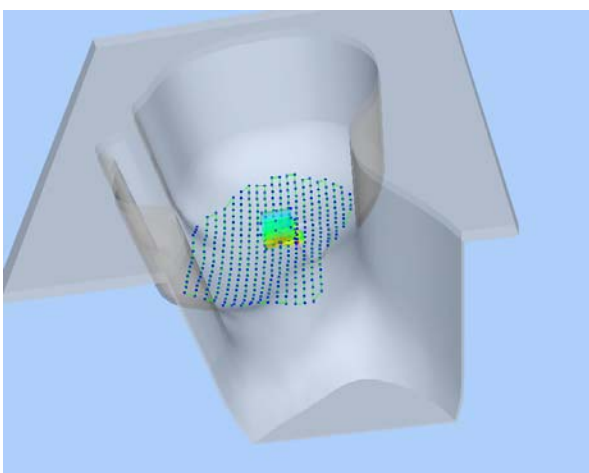



Maximum location: X=-16.00, Y=10.00

SAR 10g (W/Kg)	0.026850
SAR 1g (W/Kg)	0.052954

Z (mm)	0.00	4.00	9.00	14.00	19.00
SAR (W/Kg)	0.0000	0.0580	0.0307	0.0159	0.0083



3D screen shot	Hot spot position
	

MEASUREMENT 42

Type: Phone measurement (Complete)

Date of measurement: 10/12/2015

Measurement duration: 12 minutes 3 seconds

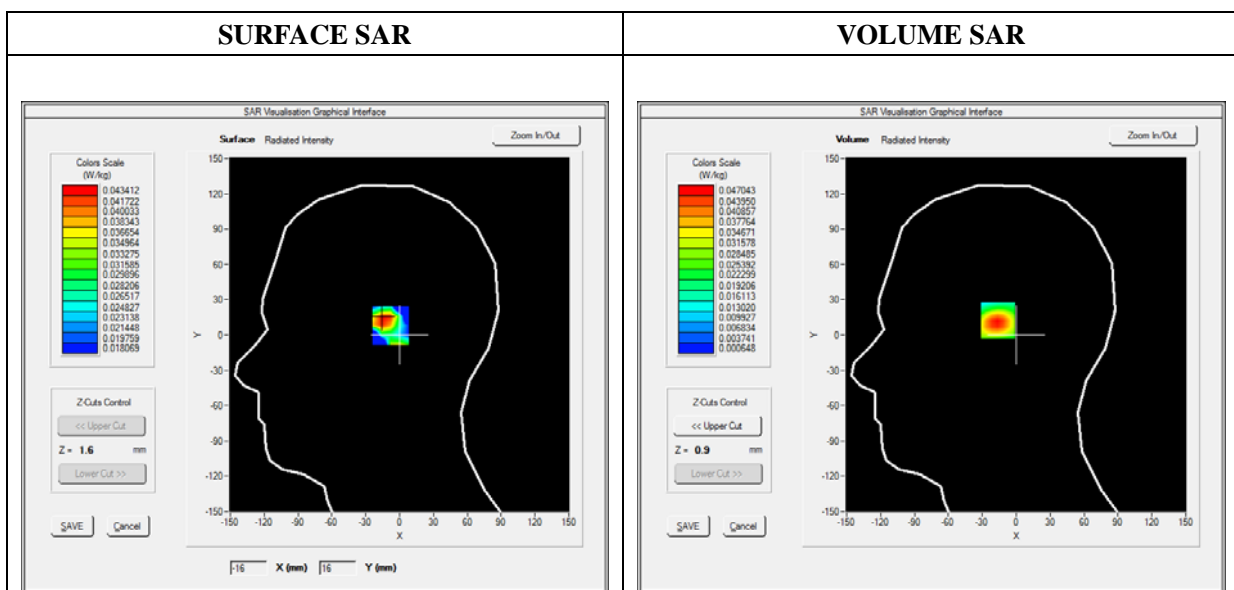
E-field Probe: SSE5 - SN 09/13 EP168; ConvF: 5.64; Calibrated: 06/03/2015

A. Experimental conditions

Area Scan	sam_direct_droit2_surf8mm.txt
Phantom	Right head
Device Position	Tilt
Band	WiFi_802.11b
Channels	High
Signal	Duty Cycle: 1.00 (Crest factor: 1.00)

B. SAR Measurement Results

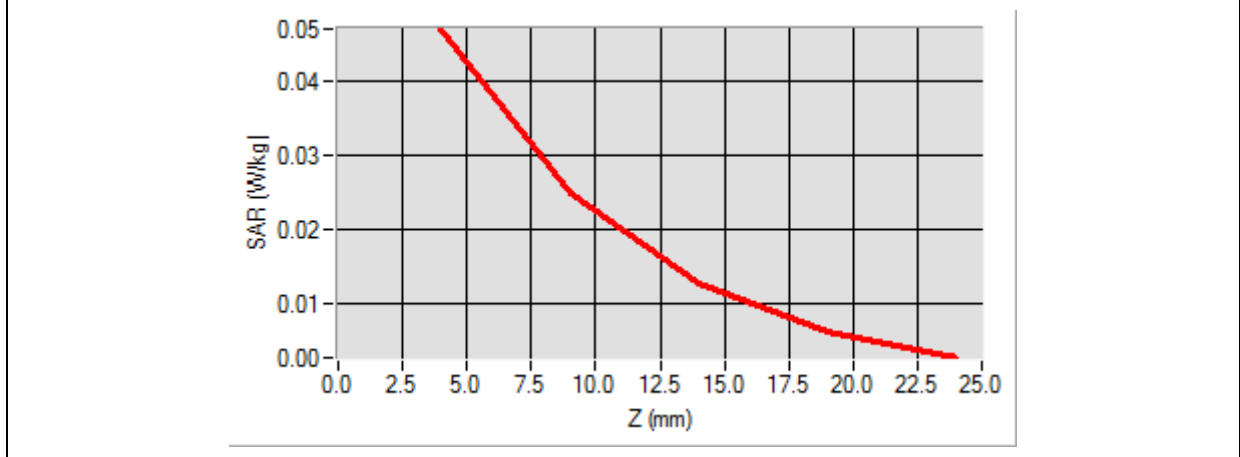
Frequency (MHz)	2462.000000
Relative Permittivity (real part)	38.611212
Conductivity (S/m)	1.761202
Power Variation (%)	1.425462
Ambient Temperature	21.1
Liquid Temperature	21.2

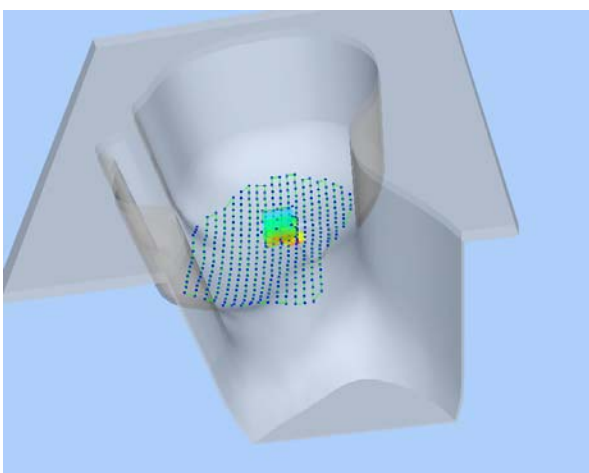
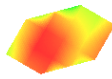


Maximum location: X=-15.00, Y=13.00

SAR 10g (W/Kg)	0.022234
SAR 1g (W/Kg)	0.043220

Z (mm)	0.00	4.00	9.00	14.00	19.00
SAR (W/Kg)	0.0000	0.0470	0.0250	0.0128	0.0064



3D screen shot	Hot spot position
	

MEASUREMENT 43

Type: Phone measurement (Complete)

Date of measurement: 10/12/2015

Measurement duration: 12 minutes 3 seconds

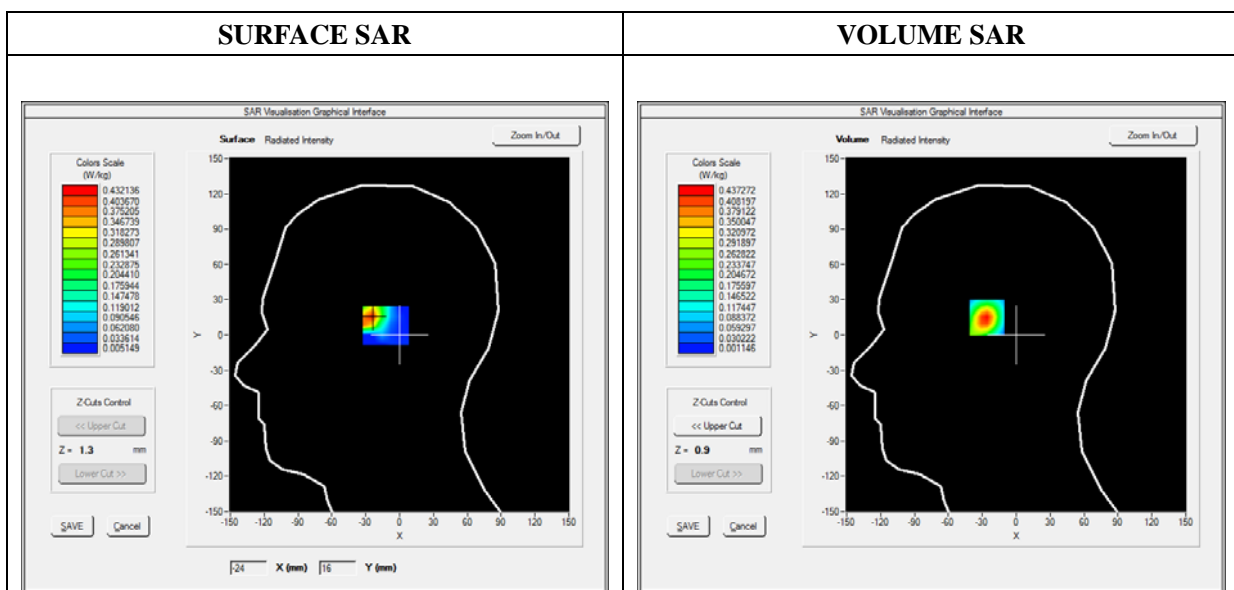
E-field Probe: SSE5 - SN 09/13 EP168; ConvF: 5.64; Calibrated: 06/03/2015

A. Experimental conditions

Area Scan	sam_direct_droit2_surf8mm.txt
Phantom	Left head
Device Position	Cheek
Band	WiFi_802.11b
Channels	High
Signal	Duty Cycle: 1.00 (Crest factor: 1.00)

B. SAR Measurement Results

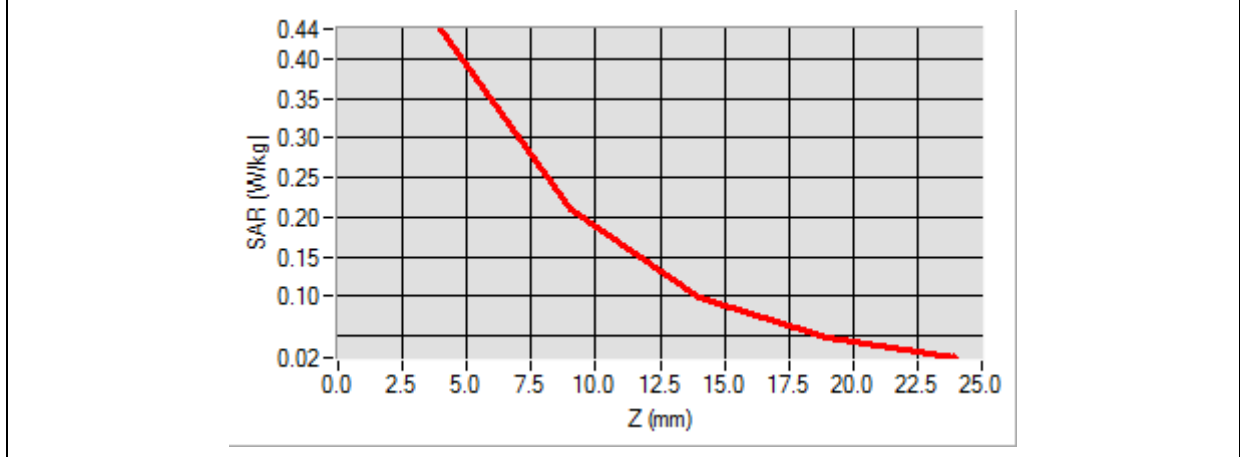
Frequency (MHz)	2462.000000
Relative Permittivity (real part)	38.611212
Conductivity (S/m)	1.761202
Power Variation (%)	1.067237
Ambient Temperature	21.1
Liquid Temperature	21.2

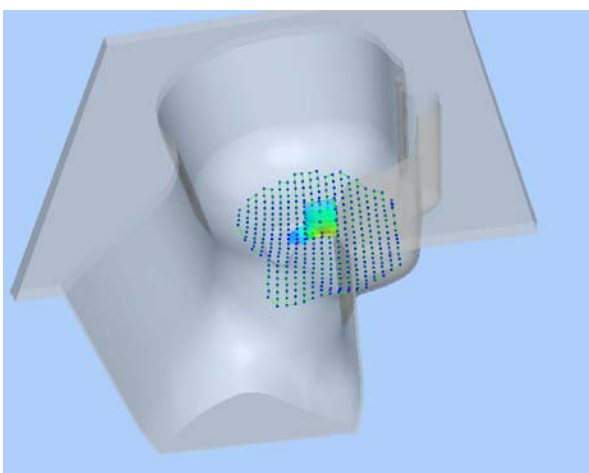



Maximum location: X=-25.00, Y=16.00

SAR 10g (W/Kg)	0.183179
SAR 1g (W/Kg)	0.193921

Z (mm)	0.00	4.00	9.00	14.00	19.00
SAR (W/Kg)	0.0000	0.4373	0.2104	0.0989	0.0484



3D screen shot	Hot spot position
	

MEASUREMENT 44

Type: Phone measurement (Complete)

Date of measurement: 10/12/2015

Measurement duration: 12 minutes 3 seconds

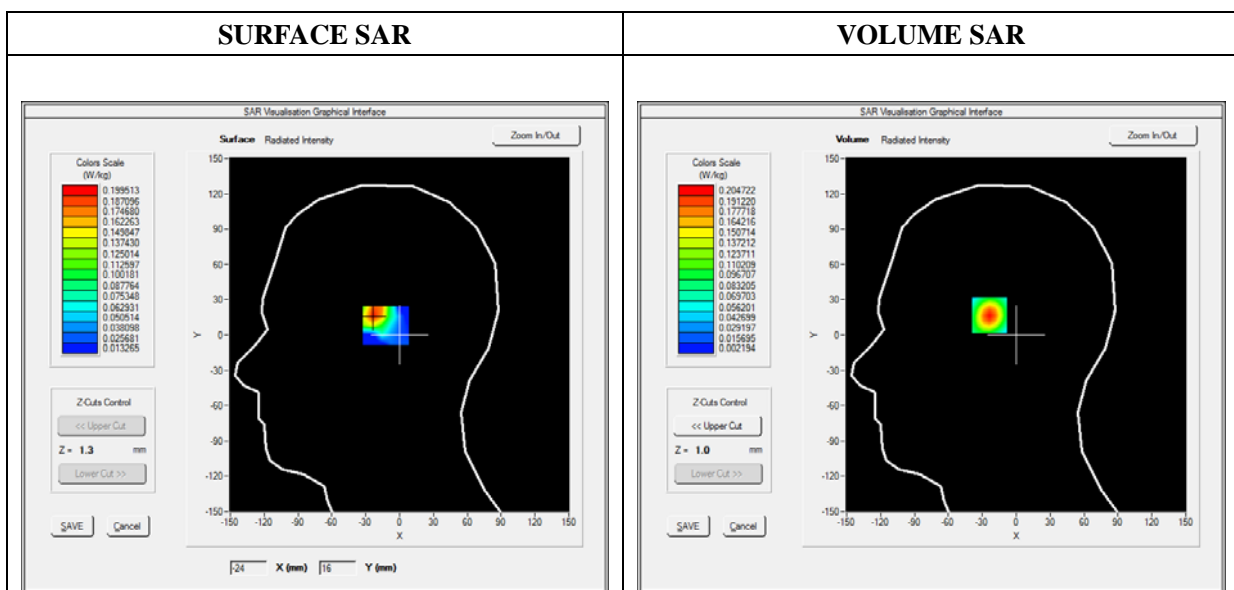
E-field Probe: SSE5 - SN 09/13 EP168; ConvF: 5.64; Calibrated: 06/03/2015

A. Experimental conditions

Area Scan	sam_direct_droit2_surf8mm.txt
Phantom	Left head
Device Position	Tilt
Band	WiFi_802.11b
Channels	High
Signal	Duty Cycle: 1.00 (Crest factor: 1.00)

B. SAR Measurement Results

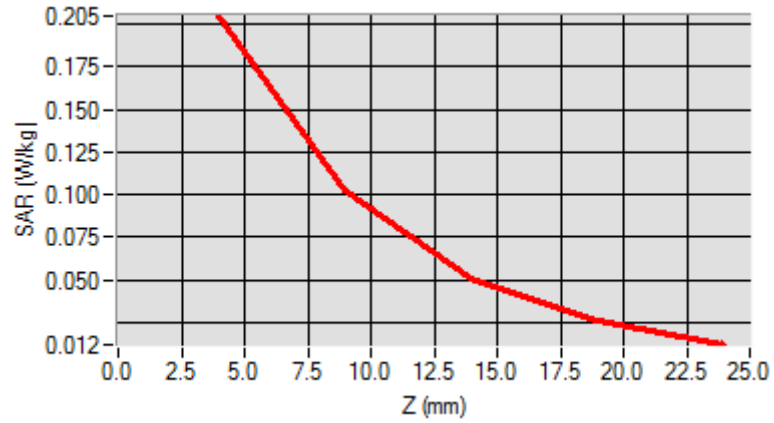
Frequency (MHz)	2462.000000
Relative Permittivity (real part)	38.611212
Conductivity (S/m)	1.761202
Power Variation (%)	1.543265
Ambient Temperature	21.1
Liquid Temperature	21.2

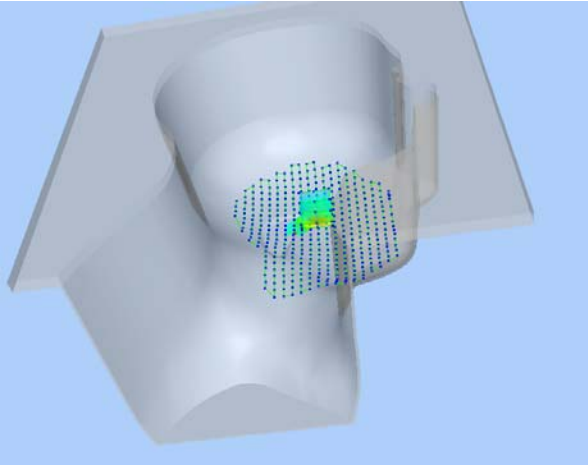



Maximum location: X=-23.00, Y=18.00

SAR 10g (W/Kg)	0.089819
SAR 1g (W/Kg)	0.184723

Z (mm)	0.00	4.00	9.00	14.00	19.00
SAR (W/Kg)	0.0000	0.2047	0.1031	0.0508	0.0257



3D screen shot	Hot spot position
	

MEASUREMENT 45

Type: Phone measurement (Complete)

Date of measurement: 10/12/2015

Measurement duration: 12 minutes 3 seconds

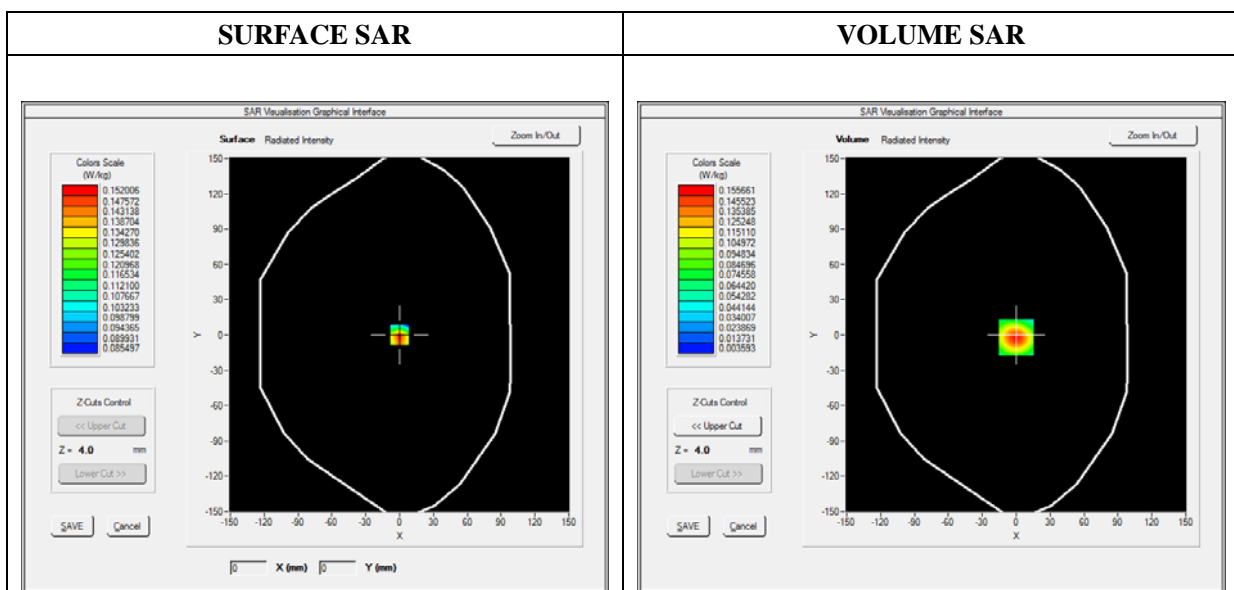
E-field Probe: SSE5 - SN 09/13 EP168; ConvF: 5.80; Calibrated: 06/03/2015

A. Experimental conditions

Area Scan	sam_direct_droit2_surf8mm.txt
Phantom	Flat Plane
Device Position	Back
Band	WiFi_802.11b
Channels	High
Signal	Duty Cycle: 1.00 (Crest factor: 1.00)

B. SAR Measurement Results

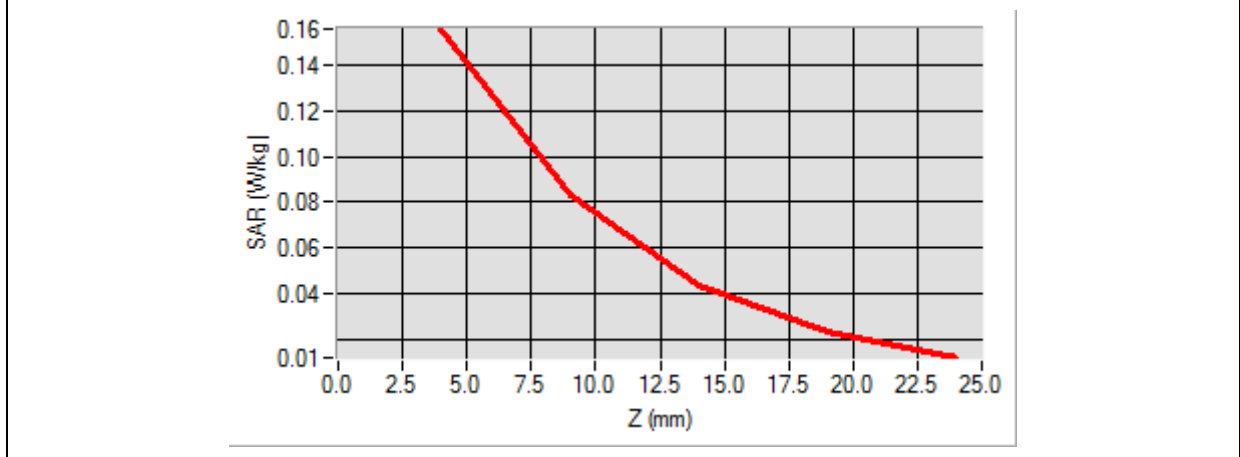
Frequency (MHz)	2462.000000
Relative Permittivity (real part)	52.315622
Conductivity (S/m)	2.001255
Power Variation (%)	0.462345
Ambient Temperature	21.1
Liquid Temperature	21.2

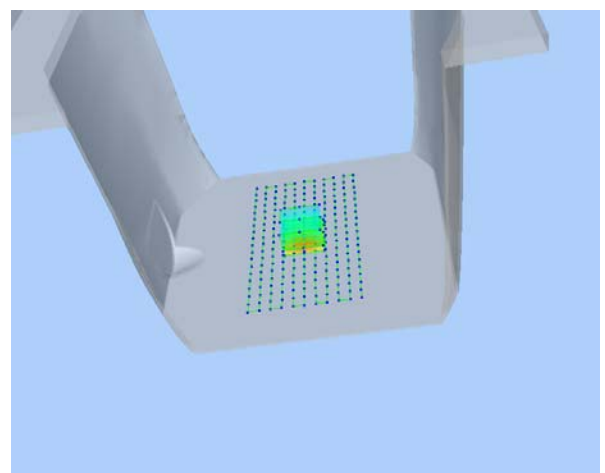



Maximum location: X=0.00, Y=-2.00

SAR 10g (W/Kg)	0.074263
SAR 1g (W/Kg)	0.142693

Z (mm)	0.00	4.00	9.00	14.00	19.00
SAR (W/Kg)	0.0000	0.1557	0.0833	0.0441	0.0238



3D screen shot	Hot spot position
	

MEASUREMENT 46

Type: Phone measurement (Complete)

Date of measurement: 10/12/2015

Measurement duration: 12 minutes 3 seconds

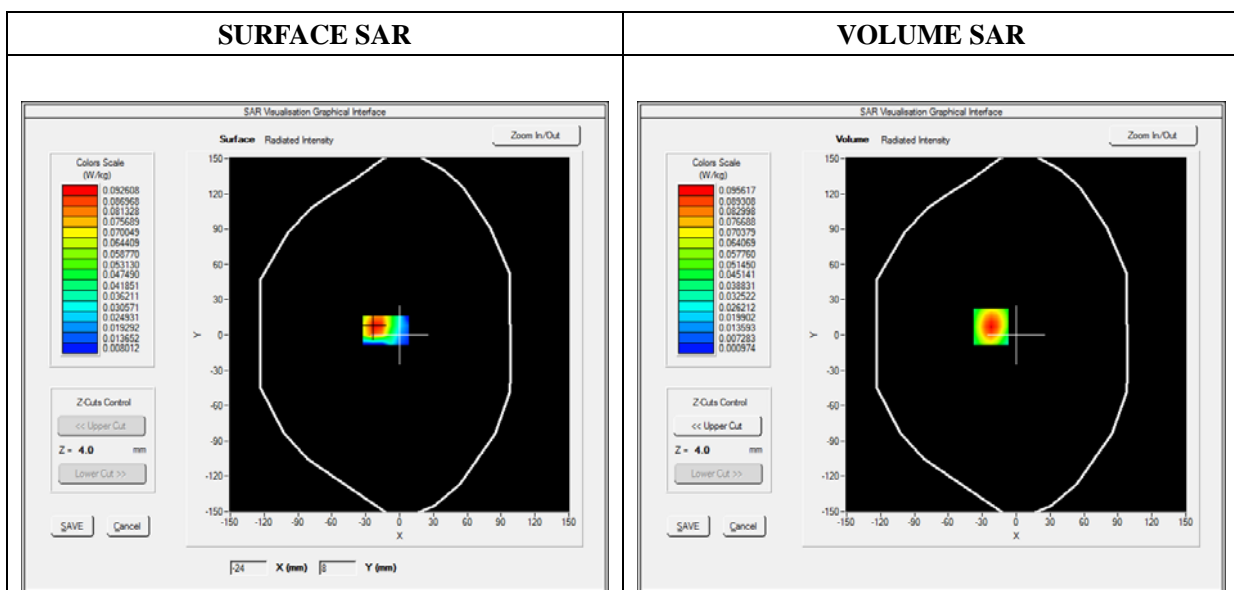
E-field Probe: SSE5 - SN 09/13 EP168; ConvF: 5.80; Calibrated: 06/03/2015

A. Experimental conditions

Area Scan	sam_direct_droit2_surf8mm.txt
Phantom	Flat Plane
Device Position	Front
Band	WiFi_802.11b
Channels	High
Signal	Duty Cycle: 1.00 (Crest factor: 1.00)

B. SAR Measurement Results

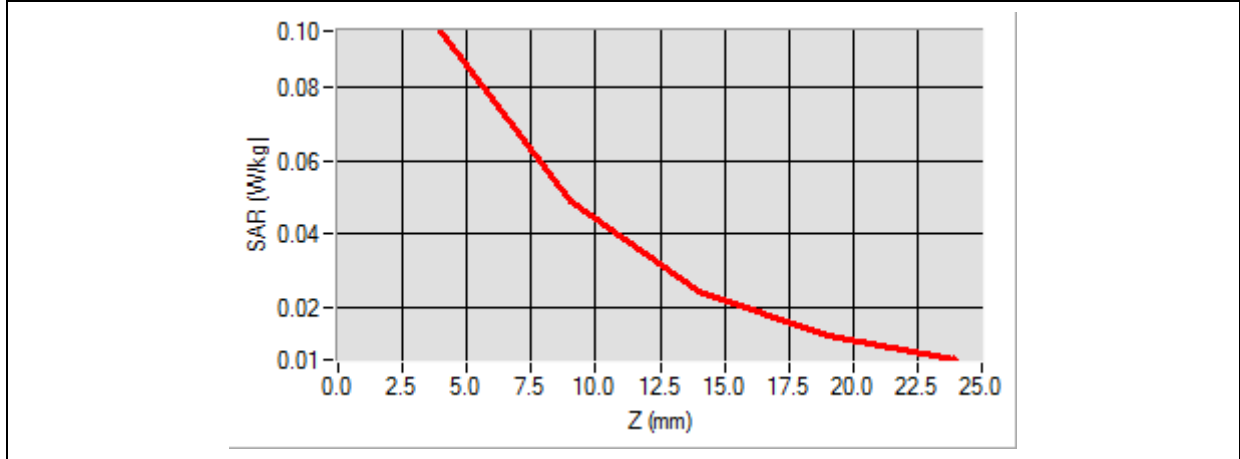
Frequency (MHz)	2462.000000
Relative Permittivity (real part)	52.315622
Conductivity (S/m)	2.001255
Power Variation (%)	0.598795
Ambient Temperature	21.1
Liquid Temperature	21.2

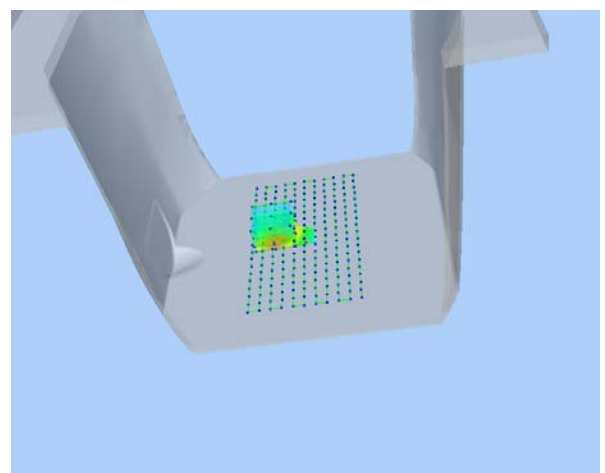



Maximum location: X=-22.00, Y=7.00

SAR 10g (W/Kg)	0.045328
SAR 1g (W/Kg)	0.088225

Z (mm)	0.00	4.00	9.00	14.00	19.00
SAR (W/Kg)	0.0000	0.0956	0.0487	0.0241	0.0121



3D screen shot	Hot spot position
	

MEASUREMENT 47

Type: Phone measurement (Complete)

Date of measurement: 10/12/2015

Measurement duration: 12 minutes 3 seconds

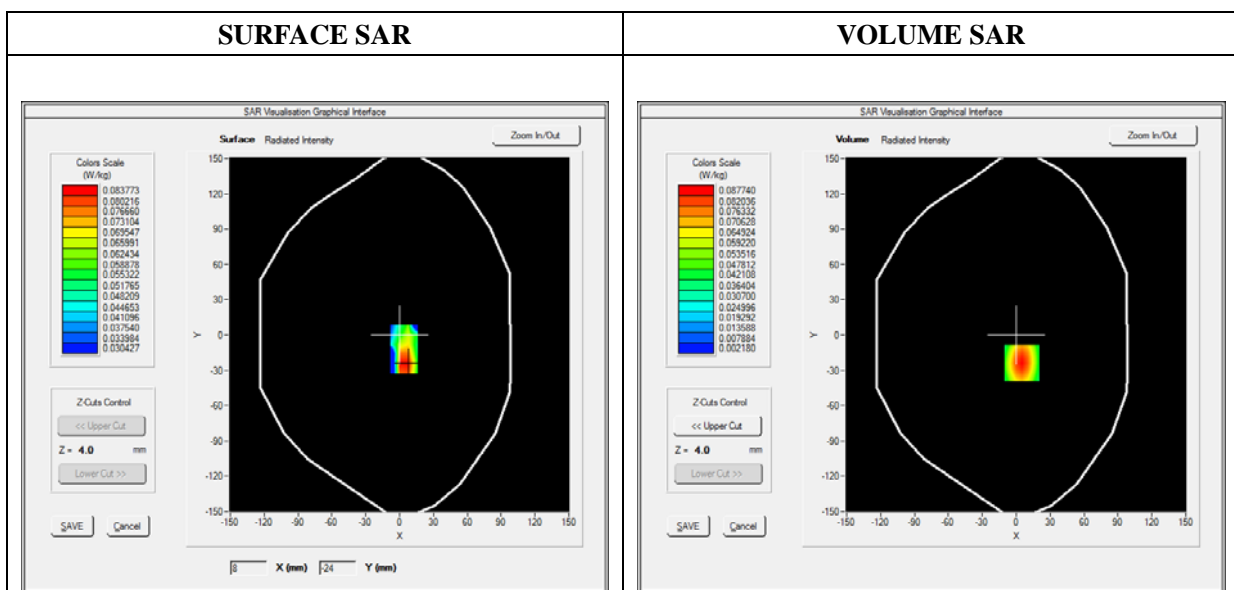
E-field Probe: SSE5 - SN 09/13 EP168; ConvF: 5.80; Calibrated: 06/03/2015

A. Experimental conditions

Area Scan	sam_direct_droit2_surf8mm.txt
Phantom	Flat Plane
Device Position	Left Side
Band	WiFi_802.11b
Channels	High
Signal	Duty Cycle: 1.00 (Crest factor: 1.00)

B. SAR Measurement Results

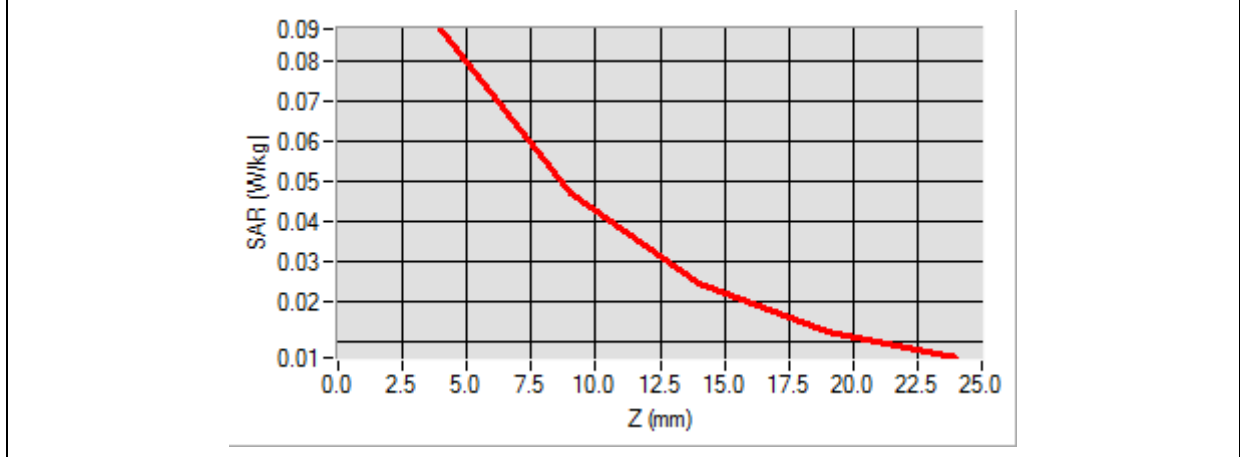
Frequency (MHz)	2462.000000
Relative Permittivity (real part)	52.315622
Conductivity (S/m)	2.001255
Power Variation (%)	0.768459
Ambient Temperature	21.1
Liquid Temperature	21.2

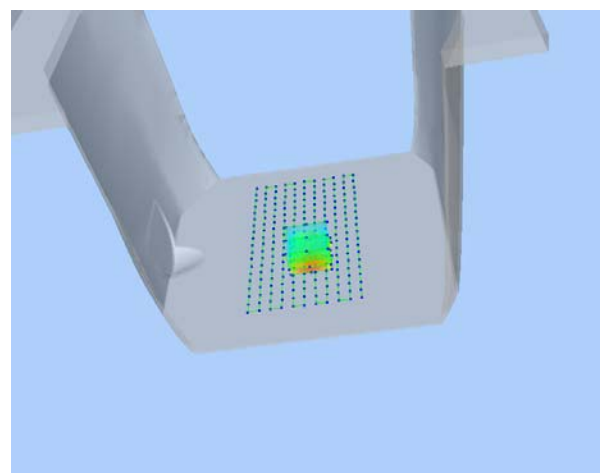
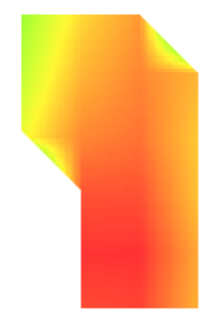


Maximum location: X=5.00, Y=-24.00

SAR 10g (W/Kg)	0.043231
SAR 1g (W/Kg)	0.081182

Z (mm)	0.00	4.00	9.00	14.00	19.00
SAR (W/Kg)	0.0000	0.0877	0.0468	0.0244	0.0128



3D screen shot	Hot spot position
	

MEASUREMENT 48

Type: Phone measurement (Complete)

Date of measurement: 10/12/2015

Measurement duration: 12 minutes 3 seconds

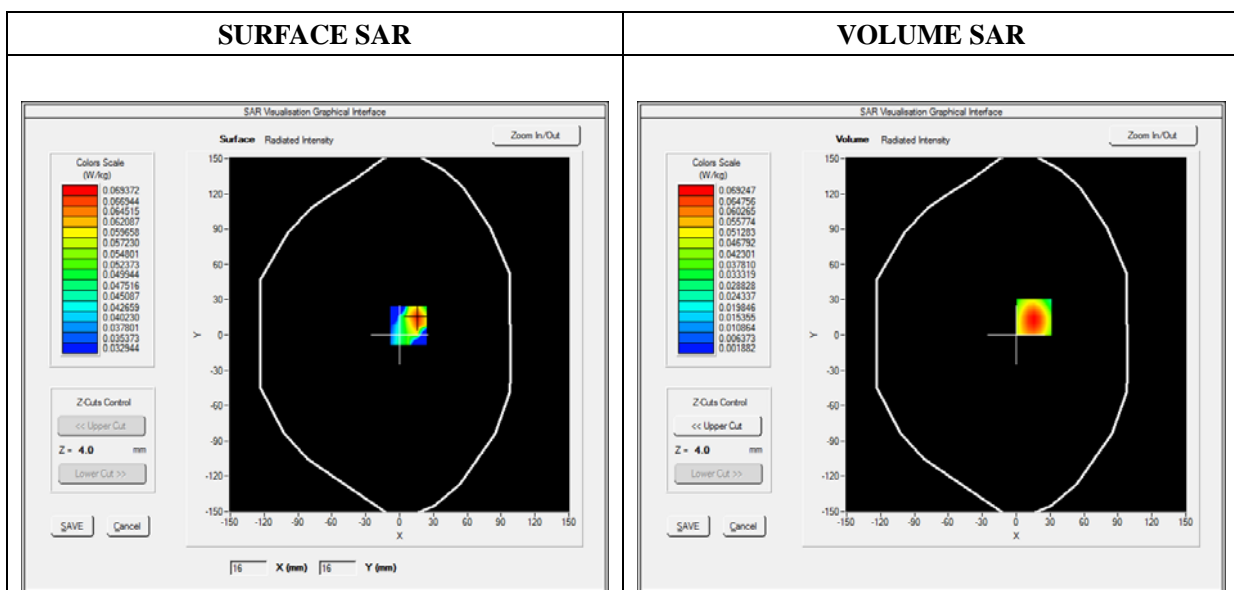
E-field Probe: SSE5 - SN 09/13 EP168; ConvF: 5.80; Calibrated: 06/03/2015

A. Experimental conditions

Area Scan	sam_direct_droit2_surf8mm.txt
Phantom	Flat Plane
Device Position	Top Side
Band	WiFi_802.11b
Channels	High
Signal	Duty Cycle: 1.00 (Crest factor: 1.00)

B. SAR Measurement Results

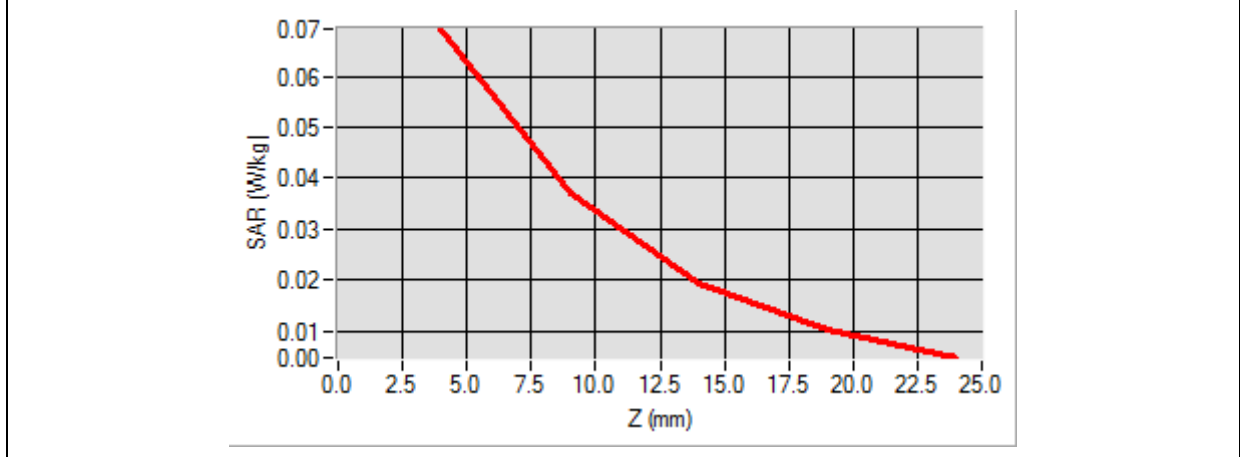
Frequency (MHz)	2462.000000
Relative Permittivity (real part)	52.315622
Conductivity (S/m)	2.001255
Power Variation (%)	0.808693
Ambient Temperature	21.1
Liquid Temperature	21.2

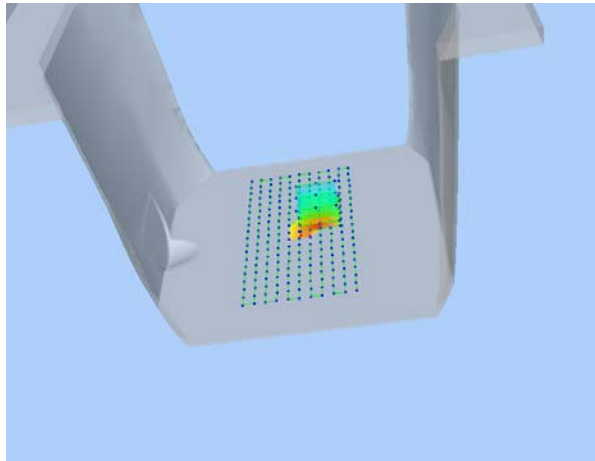



Maximum location: X=16.00, Y=15.00

SAR 10g (W/Kg)	0.035193
SAR 1g (W/Kg)	0.064821

Z (mm)	0.00	4.00	9.00	14.00	19.00
SAR (W/Kg)	0.0000	0.0692	0.0371	0.0194	0.0101



3D screen shot	Hot spot position
	

Annex C. EUT Photos


EUT View Front



EUT View Back



Antenna View




Annex D. Test Setup Photos

Head Exposure Conditions


Cheek




Tilt



Cheek




Tilt




Body-worn & Hotspot mode Exposure Conditions

Body Front



Body Back




Hotspot Exposure Conditions

Body Left



Body Right



Body Top



Body Bottom



Annex E. Calibration Certificate

Please refer to the Exhibit for the Calibration Certificate

******* END OF REPORT *******