

AppendixA: Effective (Isotropic) Radiated Power Output Data

Test Result(WCDMA)

Band	Type	Channel	Conducted Power (dBm)	ERP/EIRP (dBm)	ERP/EIRP Limit (dBm)	Verdict
Band2	TestMode	9262	22.47	19.39	33.01	PASS
Band2	TestMode	9400	22.26	19.18	33.01	PASS
Band2	TestMode	9538	21.78	18.7	33.01	PASS
Band5	TestMode	4132	23.14	20.3	38.45	PASS
Band5	TestMode	4183	23.26	20.42	38.45	PASS
Band5	TestMode	4233	23.30	20.46	38.45	PASS

Test Result(HSDPA)

Band	Channel	SubTest	Conducted Power (dBm)	ERP/EIRP (dBm)	ERP/EIRP Limit (dBm)	Verdict
Band2	9262	1	21.39	18.31	33.01	PASS
Band2	9262	2	20.54	17.46	33.01	PASS
Band2	9262	3	20.63	17.55	33.01	PASS
Band2	9262	4	20.59	17.51	33.01	PASS
Band2	9400	1	21.72	18.64	33.01	PASS
Band2	9400	2	20.75	17.67	33.01	PASS
Band2	9400	3	20.77	17.69	33.01	PASS
Band2	9400	4	20.81	17.73	33.01	PASS
Band2	9538	1	20.89	17.81	33.01	PASS
Band2	9538	2	20.25	17.17	33.01	PASS
Band2	9538	3	20.35	17.27	33.01	PASS
Band2	9538	4	20.40	17.32	33.01	PASS
Band5	4132	1	22.13	19.29	38.5	PASS
Band5	4132	2	21.54	18.7	38.5	PASS
Band5	4132	3	21.74	18.9	38.5	PASS
Band5	4132	4	21.56	18.72	38.5	PASS
Band5	4183	1	22.21	19.37	38.5	PASS
Band5	4183	2	21.76	18.92	38.5	PASS
Band5	4183	3	21.72	18.88	38.5	PASS
Band5	4183	4	21.67	18.83	38.5	PASS
Band5	4233	1	22.20	19.36	38.5	PASS
Band5	4233	2	21.73	18.89	38.5	PASS
Band5	4233	3	21.77	18.93	38.5	PASS
Band5	4233	4	21.89	19.05	38.5	PASS

Test Result(HSUPA)

Band	Channel	SubTest	Conducted Power (dBm)	ERP/EIRP (dBm)	ERP/EIRP Limit (dBm)	Verdict
Band2	9262	1	19.46	16.38	33.01	PASS
Band2	9262	2	19.98	16.9	33.01	PASS
Band2	9262	3	20.38	17.3	33.01	PASS
Band2	9262	4	19.55	16.47	33.01	PASS
Band2	9262	5	21.53	18.45	33.01	PASS
Band2	9400	1	19.64	16.56	33.01	PASS
Band2	9400	2	20.19	17.11	33.01	PASS
Band2	9400	3	20.68	17.6	33.01	PASS
Band2	9400	4	19.75	16.67	33.01	PASS
Band2	9400	5	21.71	18.63	33.01	PASS
Band2	9538	1	19.19	16.11	33.01	PASS
Band2	9538	2	19.74	16.66	33.01	PASS
Band2	9538	3	20.22	17.14	33.01	PASS
Band2	9538	4	19.25	16.17	33.01	PASS
Band2	9538	5	21.24	18.16	33.01	PASS
Band5	4132	1	20.22	17.38	38.5	PASS
Band5	4132	2	20.71	17.87	38.5	PASS
Band5	4132	3	21.22	18.38	38.5	PASS
Band5	4132	4	20.25	17.41	38.5	PASS
Band5	4132	5	22.20	19.36	38.5	PASS
Band5	4183	1	20.39	17.55	38.5	PASS
Band5	4183	2	20.86	18.02	38.5	PASS
Band5	4183	3	21.38	18.54	38.5	PASS
Band5	4183	4	20.41	17.57	38.5	PASS
Band5	4183	5	22.36	19.52	38.5	PASS
Band5	4233	1	20.41	17.57	38.5	PASS
Band5	4233	2	20.91	18.07	38.5	PASS
Band5	4233	3	21.39	18.55	38.5	PASS
Band5	4233	4	20.46	17.62	38.5	PASS
Band5	4233	5	22.40	19.56	38.5	PASS

Remark: EIRP (dBm) = Conducted power (dBm) + Antenna Gain (dBi). (For Band2)

ERP (dBm) = EIRP (dBm) - 2.15 (dB). (For Band5)

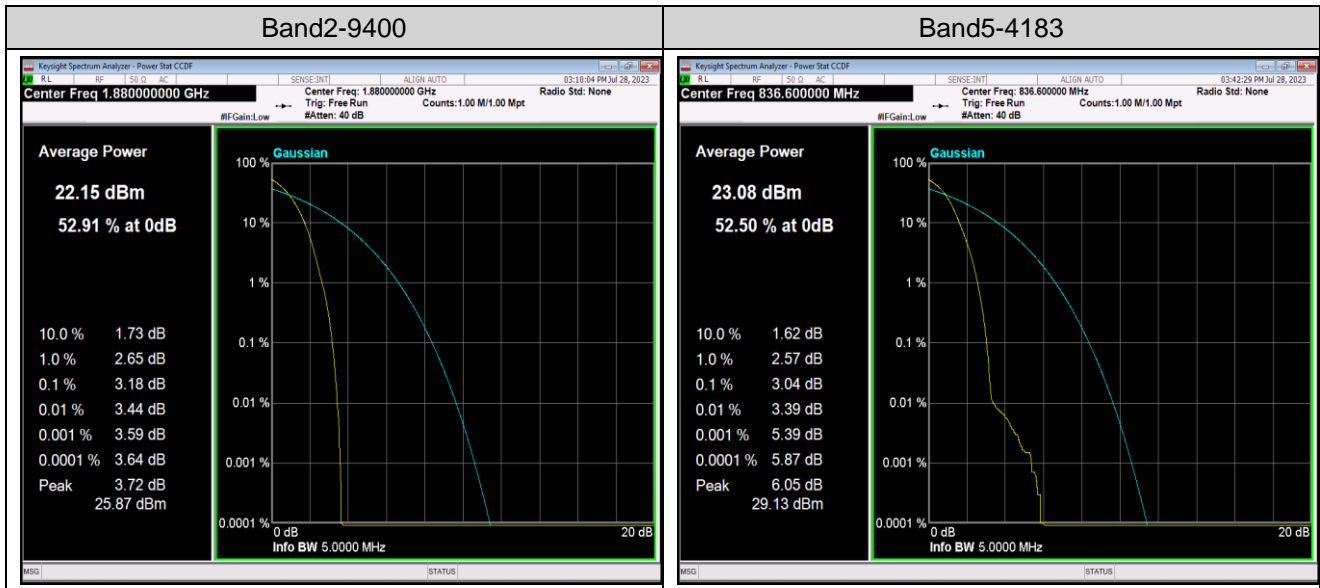
AppendixB:Peak-to-Average Ratio

Test Result(WCDMA)

Band	Channel	Peak-to-Average Ratio(dB)	Limit(dB)	Verdict
Band2	9400	3.18	13	PASS
Band5	4183	3.04	13	PASS

Remark: All channel had been tested, but only the worst case data displayed in this report.

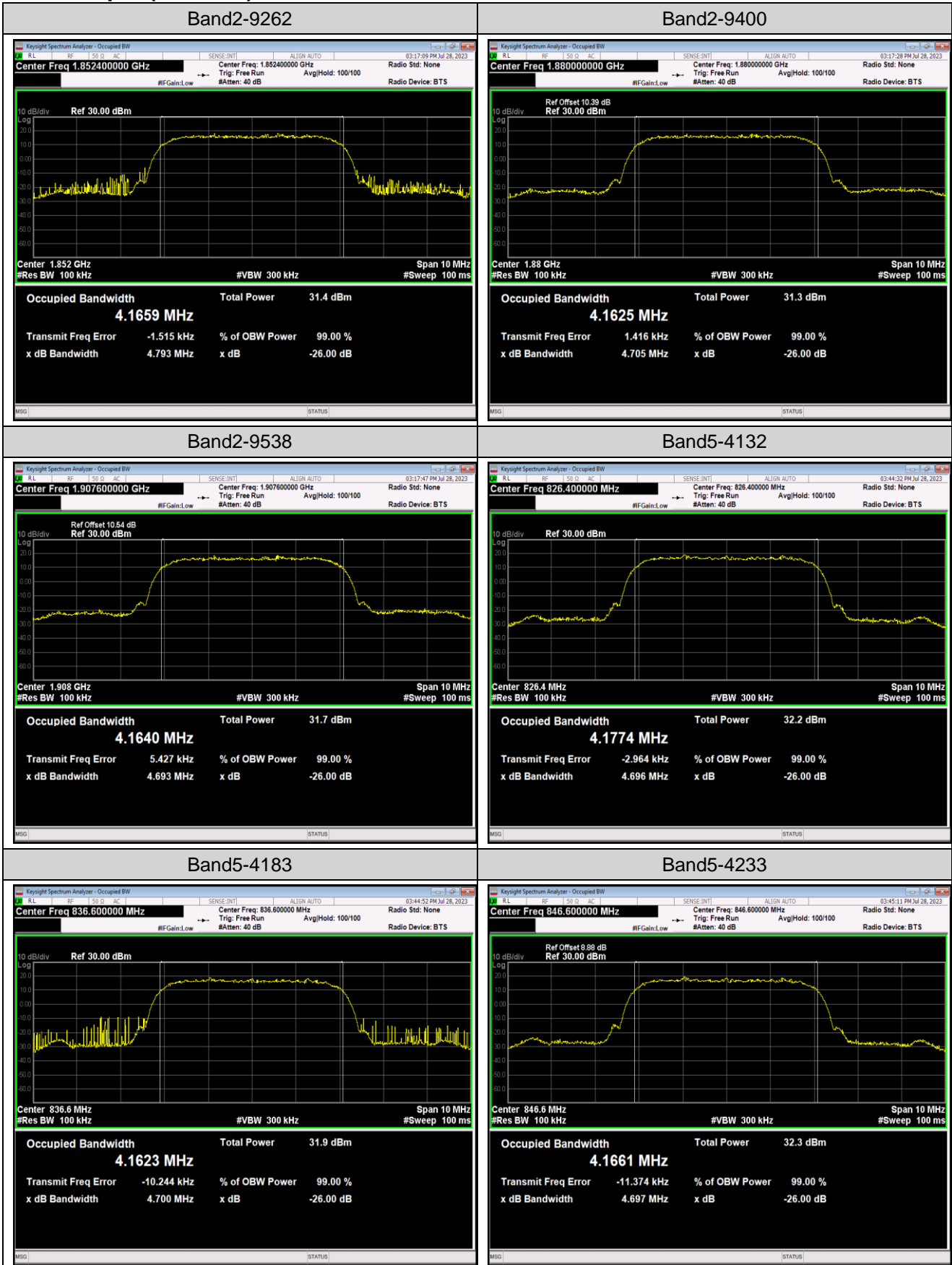
Test Graphs(WCDMA)



AppendixC:26dB Bandwidth andOccupied Bandwidth**Test Result(WCDMA)**

Band	Channel	Occupied Bandwidth (MHz)	26dB Bandwidth (MHz)	Limit(kHz)	Verdict
Band2	9262	4.1659	4.793	---	PASS
Band2	9400	4.1625	4.705	---	PASS
Band2	9538	4.1640	4.693	---	PASS
Band5	4132	4.1774	4.696	---	PASS
Band5	4183	4.1623	4.700	---	PASS
Band5	4233	4.1661	4.697	---	PASS

Test Graphs(WCDMA)

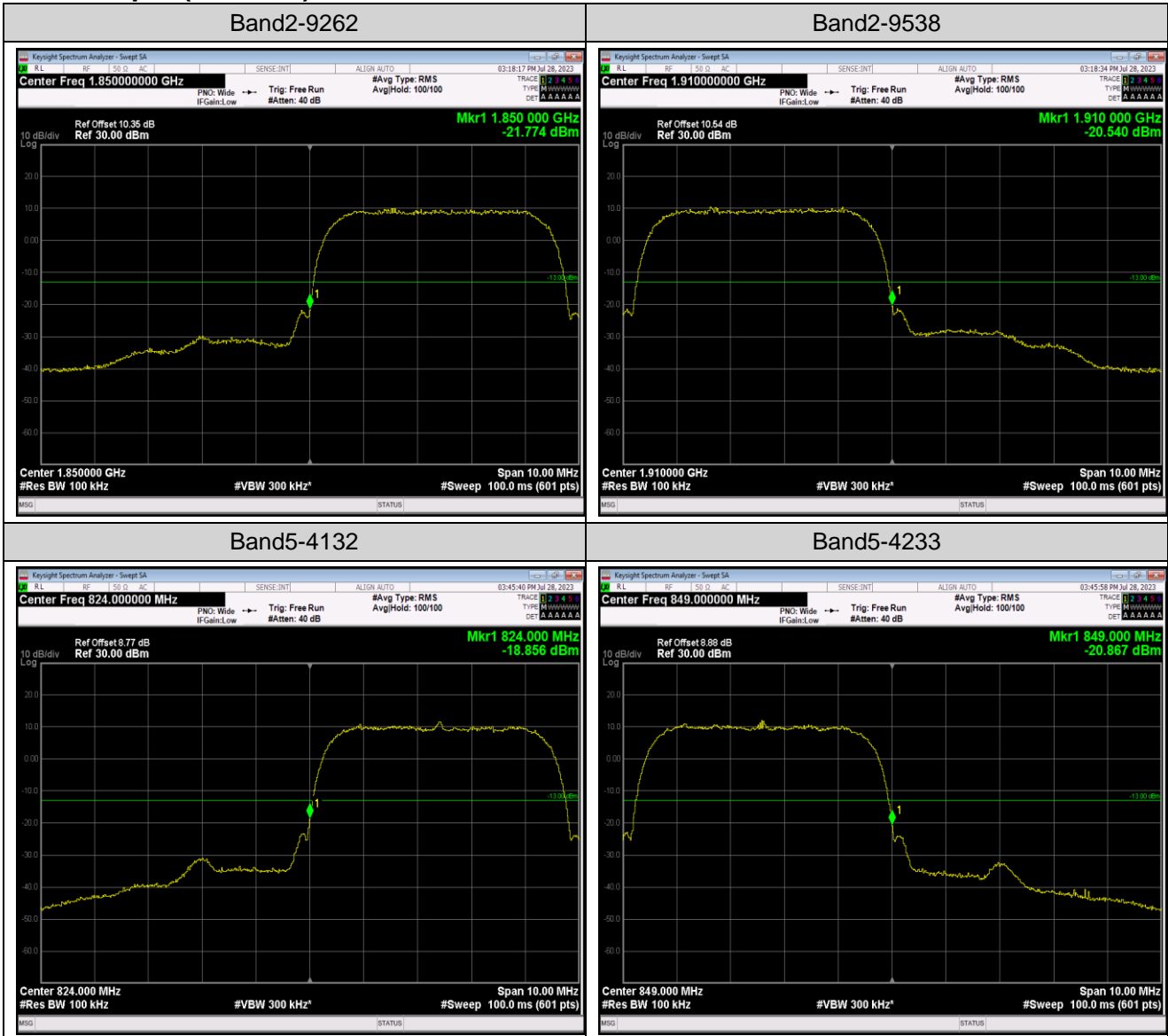


AppendixD:Band Edge

Test Result(WCDMA)

Band	Channel	Frequency (MHz)	Result (dBm)	Limit(dBm)	Verdict
Band2	9262	1850.00	-21.77	-13	PASS
Band2	9538	1910.00	-20.54	-13	PASS
Band5	4132	824.00	-18.86	-13	PASS
Band5	4233	849.00	-20.87	-13	PASS

Test Graphs(WCDMA)

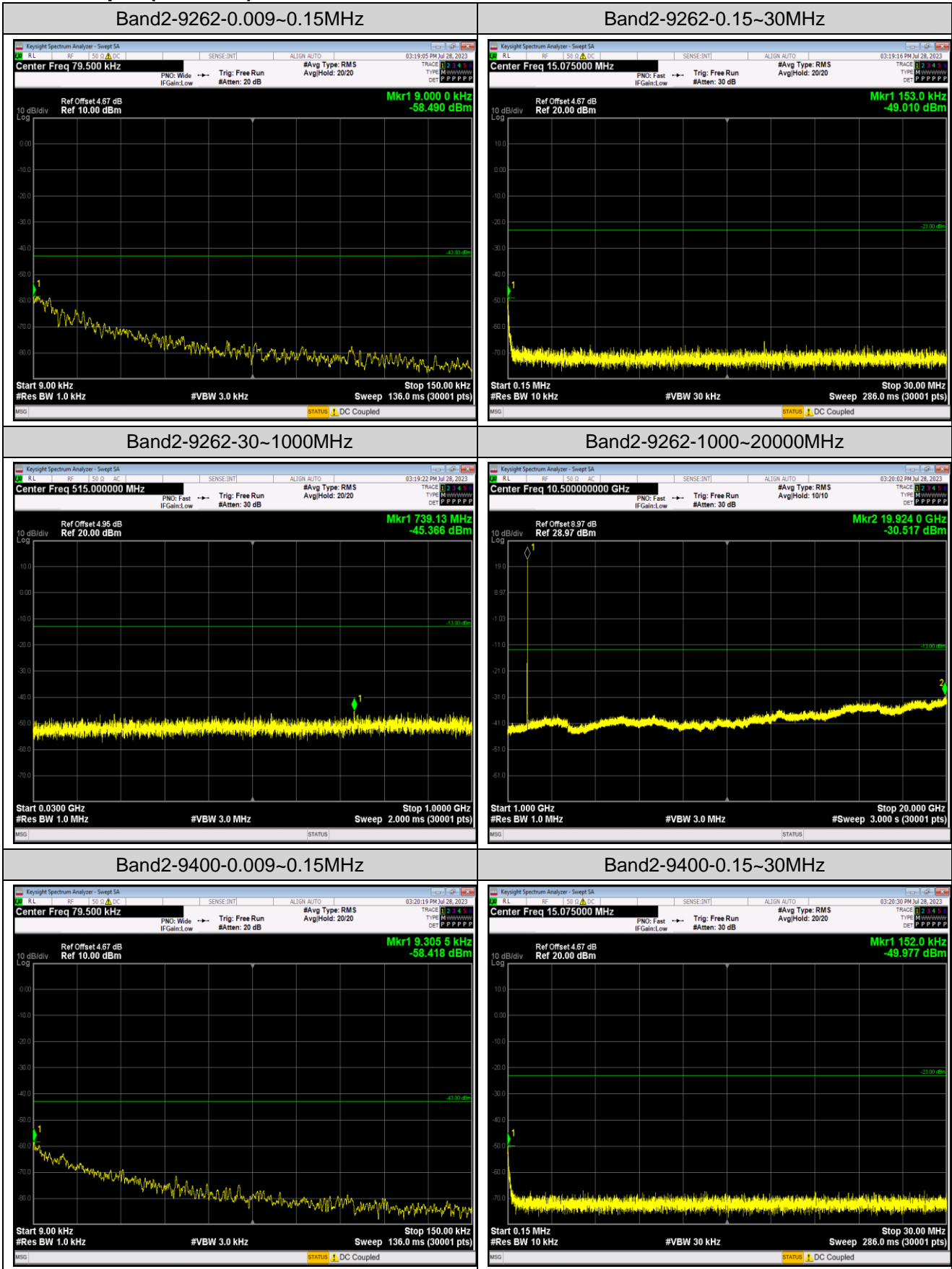


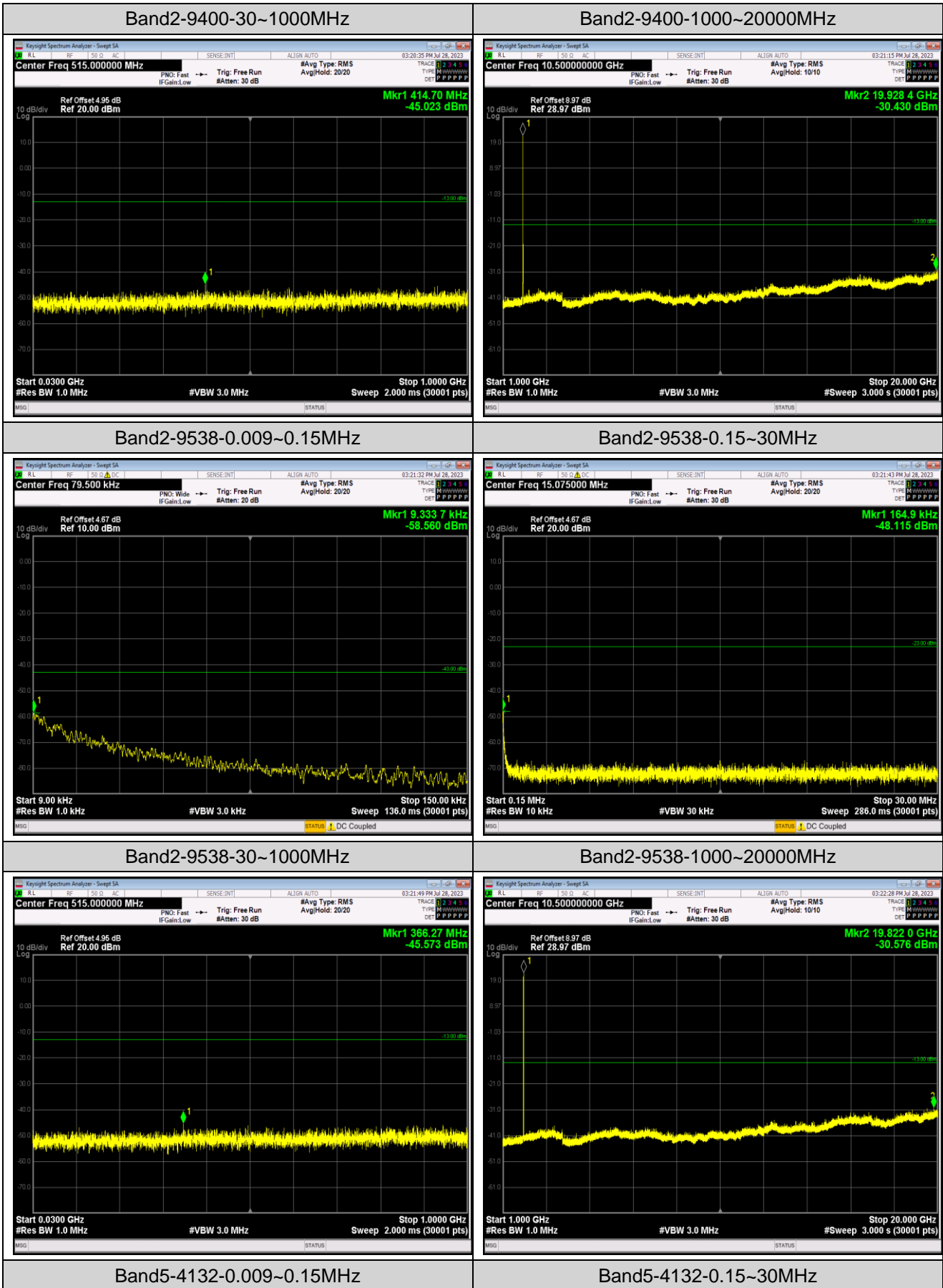
Appendix E: Conducted Spurious Emission

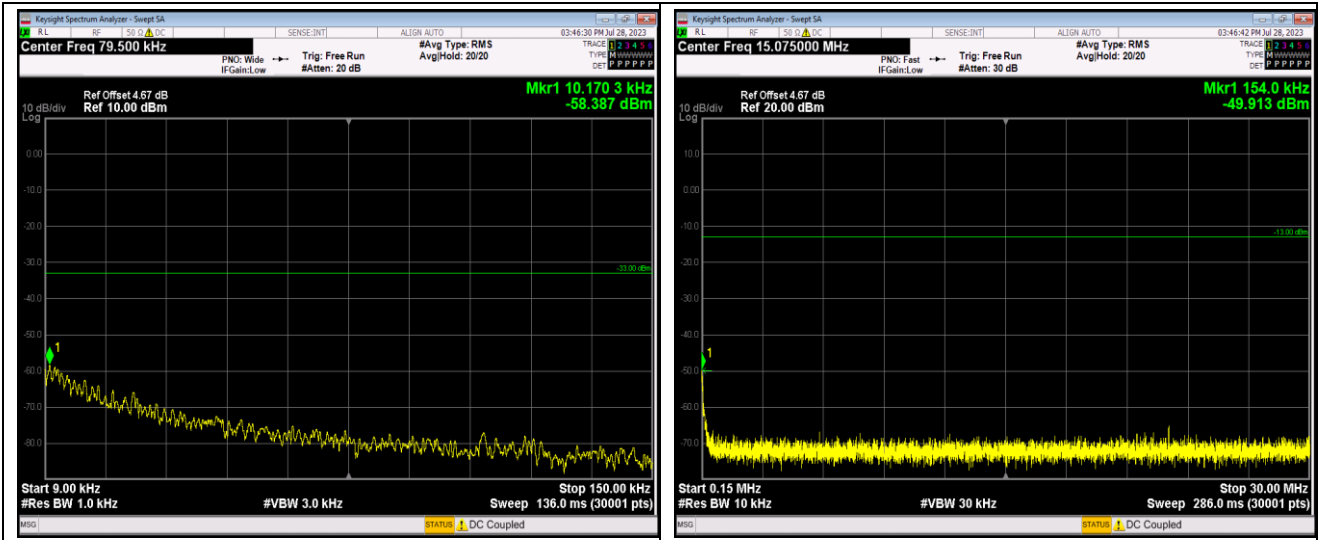
Test Result(WCDMA)

Band	Channel	Frequency Range (Mhz)	Frequency (dBm)	Result (dBm)	Limit (dBm)	Verdict
Band2	9262	0.009~0.15MHz	0.01	-58.49	-43	PASS
Band2	9262	0.15~30MHz	0.15	-49.01	-23	PASS
Band2	9262	30~1000MHz	739.13	-45.37	-13	PASS
Band2	9262	1000~20000MHz	19924	-30.52	-13	PASS
Band2	9400	0.009~0.15MHz	0.01	-58.42	-43	PASS
Band2	9400	0.15~30MHz	0.15	-49.98	-23	PASS
Band2	9400	30~1000MHz	414.7	-45.02	-13	PASS
Band2	9400	1000~20000MHz	19928.43	-30.43	-13	PASS
Band2	9538	0.009~0.15MHz	0.01	-58.56	-43	PASS
Band2	9538	0.15~30MHz	0.16	-48.12	-23	PASS
Band2	9538	30~1000MHz	366.27	-45.57	-13	PASS
Band2	9538	1000~20000MHz	19822.03	-30.58	-13	PASS
Band5	4132	0.009~0.15MHz	0.01	-58.39	-33	PASS
Band5	4132	0.15~30MHz	0.15	-49.91	-13	PASS
Band5	4132	30~1000MHz	716.53	-55.83	-13	PASS
Band5	4132	1000~10000MHz	1654.9	-33.41	-13	PASS
Band5	4183	0.009~0.15MHz	0.01	-56.47	-33	PASS
Band5	4183	0.15~30MHz	0.15	-51.17	-13	PASS
Band5	4183	30~1000MHz	520.27	-55.08	-13	PASS
Band5	4183	1000~10000MHz	1671.1	-32.54	-13	PASS
Band5	4233	0.009~0.15MHz	0.01	-58.54	-33	PASS
Band5	4233	0.15~30MHz	0.15	-49.06	-13	PASS
Band5	4233	30~1000MHz	979.08	-55.35	-13	PASS
Band5	4233	1000~10000MHz	1695.4	-32.95	-13	PASS

Test Graphs(WCDMA)

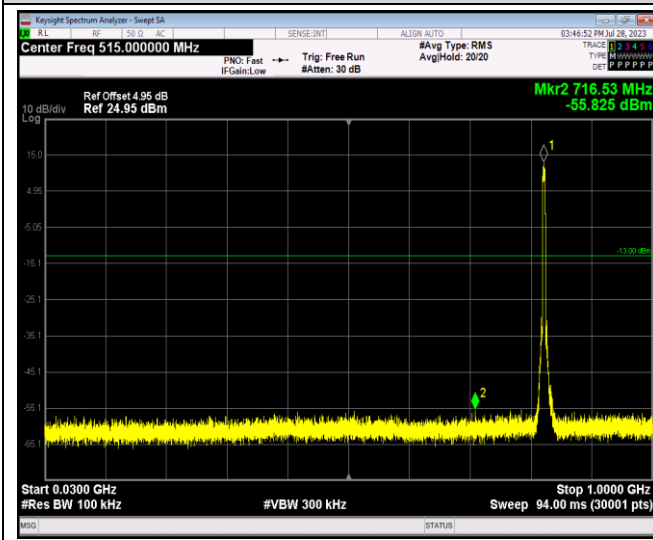




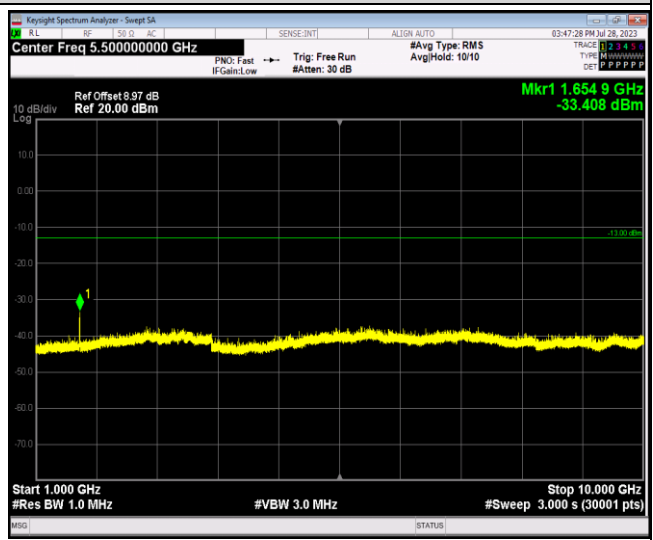


Band5-4132-30~1000MHz

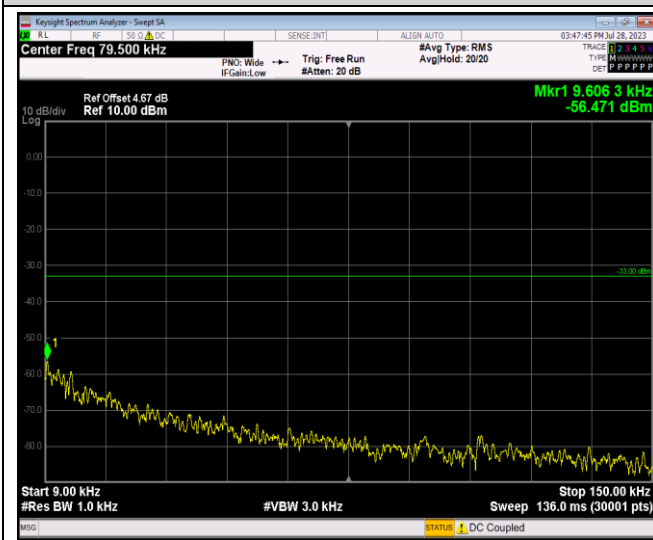
Band5-4132-1000~10000MHz



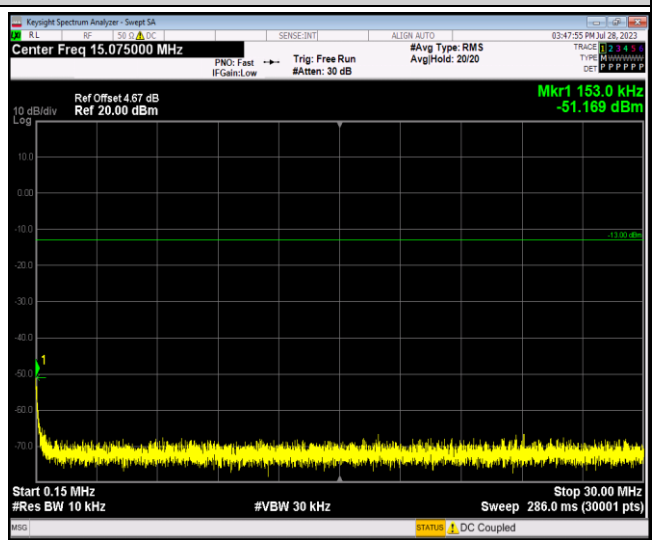
Band5-4183-0.009~0.15MHz



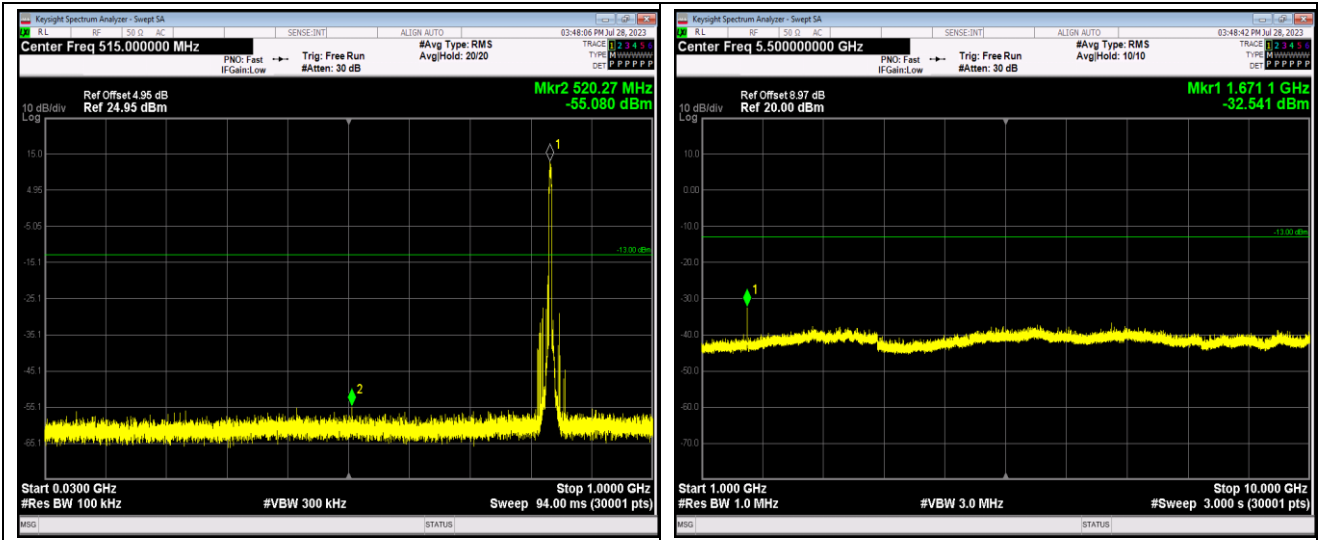
Band5-4183-0.15~30MHz



Band5-4183-30~1000MHz

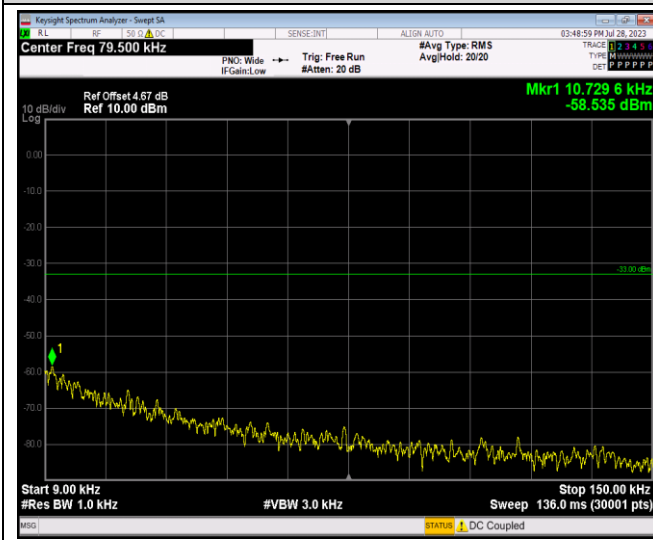


Band5-4183-1000~10000MHz

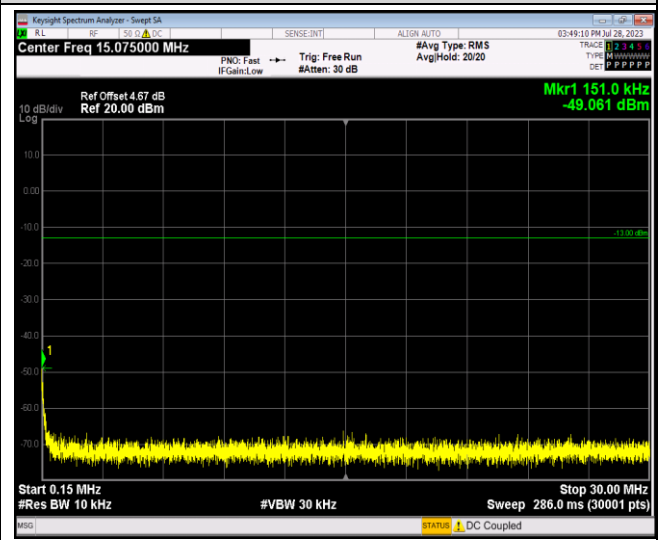


Band5-4233-0.009~0.15MHz

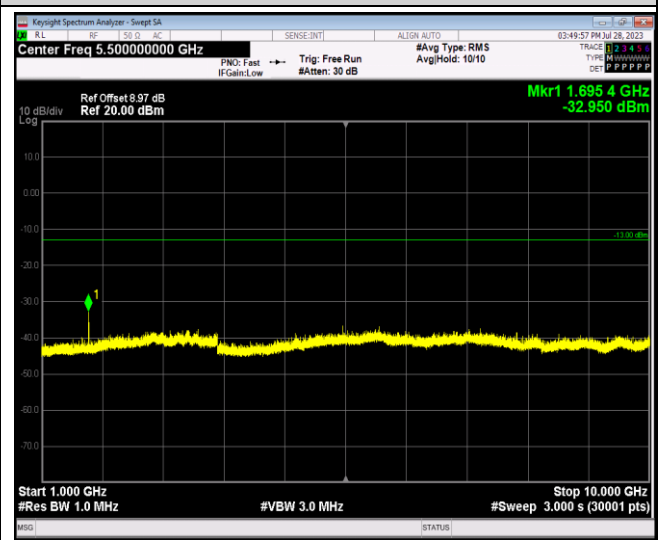
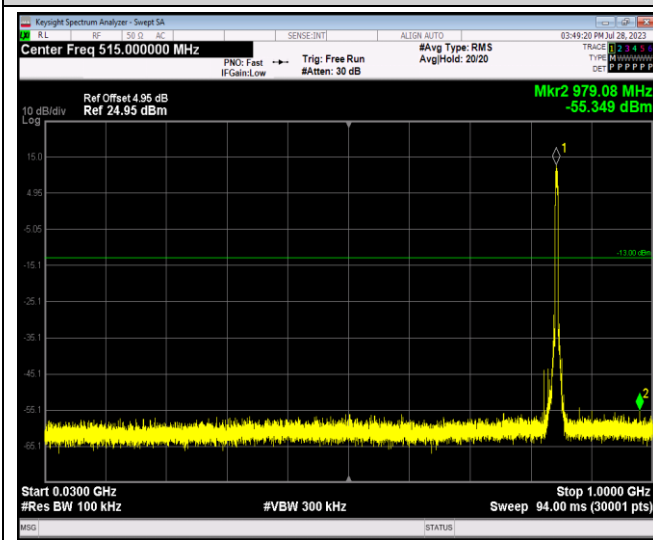
Band5-4233-0.15~30MHz



Band5-4233-30~1000MHz



Band5-4233-1000~10000MHz



AppendixF:Frequency Stability

Test Result

Reference Frequency: WCDMA BAND V 12.2k RMC Middle channel=4183 Frequency=836.6MHz					
Temperature					
Power supplied (Vdc)	Temperature (°C)	Frequency error		Limit (ppm)	Result
		Hz	ppm		
3.80	-30	-11.60	-0.013866	±2.5	Pass
	-20	-8.78	-0.010495		
	-10	-10.59	-0.012658		
	0	-13.96	-0.016687		
	10	-14.09	-0.016842		
	20	-12.68	-0.015157		
	30	-13.91	-0.016627		
	40	-13.01	-0.015551		
	50	-10.40	-0.012431		
Voltage					
Temperature (°C)	Power supplied (Vdc)	Frequency error		Limit (ppm)	Result
		Hz	ppm		
25	3.50	-9.88	-0.011810	±2.5	Pass
	3.80	-13.18	-0.015754		
	4.35	-12.09	-0.014451		
Remark: All channel had been tested, but only the worst case data displayed in this report.					

Reference Frequency: WCDMA BAND II 12.2k RMC Middle Frequency=9400 channel=1880MHz					
Temperature					
Power supplied (Vdc)	Temperature (°C)	Frequency error		Limit (ppm)	Result
		Hz	ppm		
3.80	-30	-12.02	-0.006394	Within authorized band for BAND II	Pass
	-20	-11.84	-0.006298		
	-10	-14.82	-0.007883		
	0	-13.39	-0.007122		
	10	-11.99	-0.006378		
	20	-13.76	-0.007319		
	30	-10.73	-0.005707		
	40	-14.00	-0.007447		
	50	-11.24	-0.005979		
Voltage					
Temperature (°C)	Power supplied (Vdc)	Frequency error		Limit (ppm)	Result
		Hz	ppm		
25	3.50	-11.07	-0.005888	Within authorized band for BAND II	Pass
	3.80	-12.92	-0.006872		
	4.35	-15.10	-0.008032		
<i>Remark: All channel had been tested, but only the worst case data displayed in this report.</i>					

Appendix G: Modulation Characteristics

Test Result

Band	Channel	Result	Verdict
Band2	9400	PASS	PASS
Band5	4183	PASS	PASS

Remark: All channel had been tested, but only the worst case data displayed in this report.

Test Graphs

