

AppendixA: Effective (Isotropic) Radiated Power Output Data

Test Result(WCDMA)

Band	Type	Channel	Conducted Power (dBm)	ERP/EIRP (dBm)	ERP/EIRP Limit (dBm)	Verdict
Band2	Voice	9262	21.01	21.56	33.01	PASS
Band2	TestMode	9262	21.16	21.71	33.01	PASS
Band2	Voice	9400	20.96	21.51	33.01	PASS
Band2	TestMode	9400	21.20	21.75	33.01	PASS
Band2	Voice	9538	20.85	21.40	33.01	PASS
Band2	TestMode	9538	20.84	21.39	33.01	PASS
Band5	Voice	4132	21.42	19.42	38.45	PASS
Band5	TestMode	4132	21.45	19.45	38.45	PASS
Band5	Voice	4183	21.61	19.61	38.45	PASS
Band5	TestMode	4183	21.64	19.64	38.45	PASS
Band5	Voice	4233	21.48	19.48	38.45	PASS
Band5	TestMode	4233	21.57	19.57	38.45	PASS

Test Result(HSDPA)

Band	Channel	SubTest	Conducted Power (dBm)	ERP/EIRP (dBm)	ERP/EIRP Limit (dBm)	Verdict
Band2	9262	1	21.99	22.54	33.01	PASS
Band2	9262	2	21.71	22.26	33.01	PASS
Band2	9262	3	20.22	20.77	33.01	PASS
Band2	9262	4	20.54	21.09	33.01	PASS
Band2	9400	1	21.41	21.96	33.01	PASS
Band2	9400	2	21.05	21.60	33.01	PASS
Band2	9400	3	19.81	20.36	33.01	PASS
Band2	9400	4	19.90	20.45	33.01	PASS
Band2	9538	1	20.94	21.49	33.01	PASS
Band2	9538	2	20.63	21.18	33.01	PASS
Band2	9538	3	19.34	19.89	33.01	PASS
Band2	9538	4	19.55	20.10	33.01	PASS
Band5	4132	1	22.21	20.21	38.5	PASS
Band5	4132	2	21.39	19.39	38.5	PASS
Band5	4132	3	19.94	17.94	38.5	PASS
Band5	4132	4	19.93	17.93	38.5	PASS
Band5	4183	1	22.34	20.34	38.5	PASS
Band5	4183	2	21.60	19.6	38.5	PASS
Band5	4183	3	19.97	17.97	38.5	PASS

Band5	4183	4	19.97	17.97	38.5	PASS
Band5	4233	1	22.56	20.56	38.5	PASS
Band5	4233	2	21.14	19.14	38.5	PASS
Band5	4233	3	20.02	18.02	38.5	PASS
Band5	4233	4	20.02	18.02	38.5	PASS

Test Result(HSUPA)

Band	Channel	SubTest	Conducted Power (dBm)	ERP/EIRP (dBm)	ERP/EIRP Limit (dBm)	Verdict
Band2	9262	1	19.23	19.78	33.01	PASS
Band2	9262	2	19.53	20.08	33.01	PASS
Band2	9262	3	19.02	19.57	33.01	PASS
Band2	9262	4	19.24	19.79	33.01	PASS
Band2	9262	5	21.30	21.85	33.01	PASS
Band2	9400	1	19.11	19.66	33.01	PASS
Band2	9400	2	19.16	19.71	33.01	PASS
Band2	9400	3	19.32	19.87	33.01	PASS
Band2	9400	4	19.15	19.70	33.01	PASS
Band2	9400	5	21.05	21.60	33.01	PASS
Band2	9538	1	18.66	19.21	33.01	PASS
Band2	9538	2	19.00	19.55	33.01	PASS
Band2	9538	3	18.97	19.52	33.01	PASS
Band2	9538	4	18.72	19.27	33.01	PASS
Band2	9538	5	20.55	21.10	33.01	PASS
Band5	4132	1	19.07	17.07	38.5	PASS
Band5	4132	2	19.40	17.40	38.5	PASS
Band5	4132	3	19.25	17.25	38.5	PASS
Band5	4132	4	19.15	17.15	38.5	PASS
Band5	4132	5	22.38	20.38	38.5	PASS
Band5	4183	1	19.18	17.18	38.5	PASS
Band5	4183	2	19.38	17.38	38.5	PASS
Band5	4183	3	18.86	16.86	38.5	PASS
Band5	4183	4	19.03	17.03	38.5	PASS
Band5	4183	5	22.62	20.62	38.5	PASS
Band5	4233	1	19.33	17.33	38.5	PASS
Band5	4233	2	19.55	17.55	38.5	PASS
Band5	4233	3	19.15	17.15	38.5	PASS
Band5	4233	4	19.15	17.15	38.5	PASS
Band5	4233	5	22.74	20.74	38.5	PASS

Remark: EIRP (dBm) = Conducted power (dBm) + Antenna Gain (dBi). (For Band2)

ERP (dBm) = EIRP (dBm) - 2.15 (dB). (For Band5)

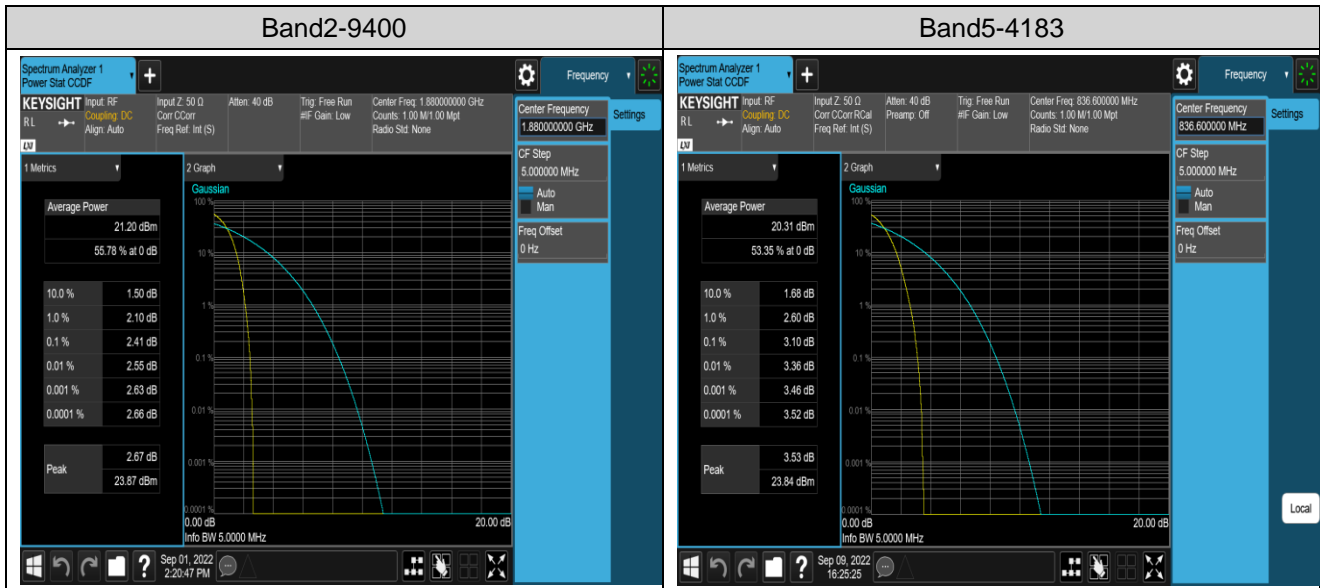
AppendixB:Peak-to-Average Ratio

Test Result(WCDMA)

Band	Channel	Peak-to-Average Ratio(dB)	Limit(dB)	Verdict
Band2	9400	2.41	13	PASS
Band5	4183	3.1	13	PASS

Remark: All channel had been tested, but only the worst case data displayed in this report.

Test Graphs(WCDMA)

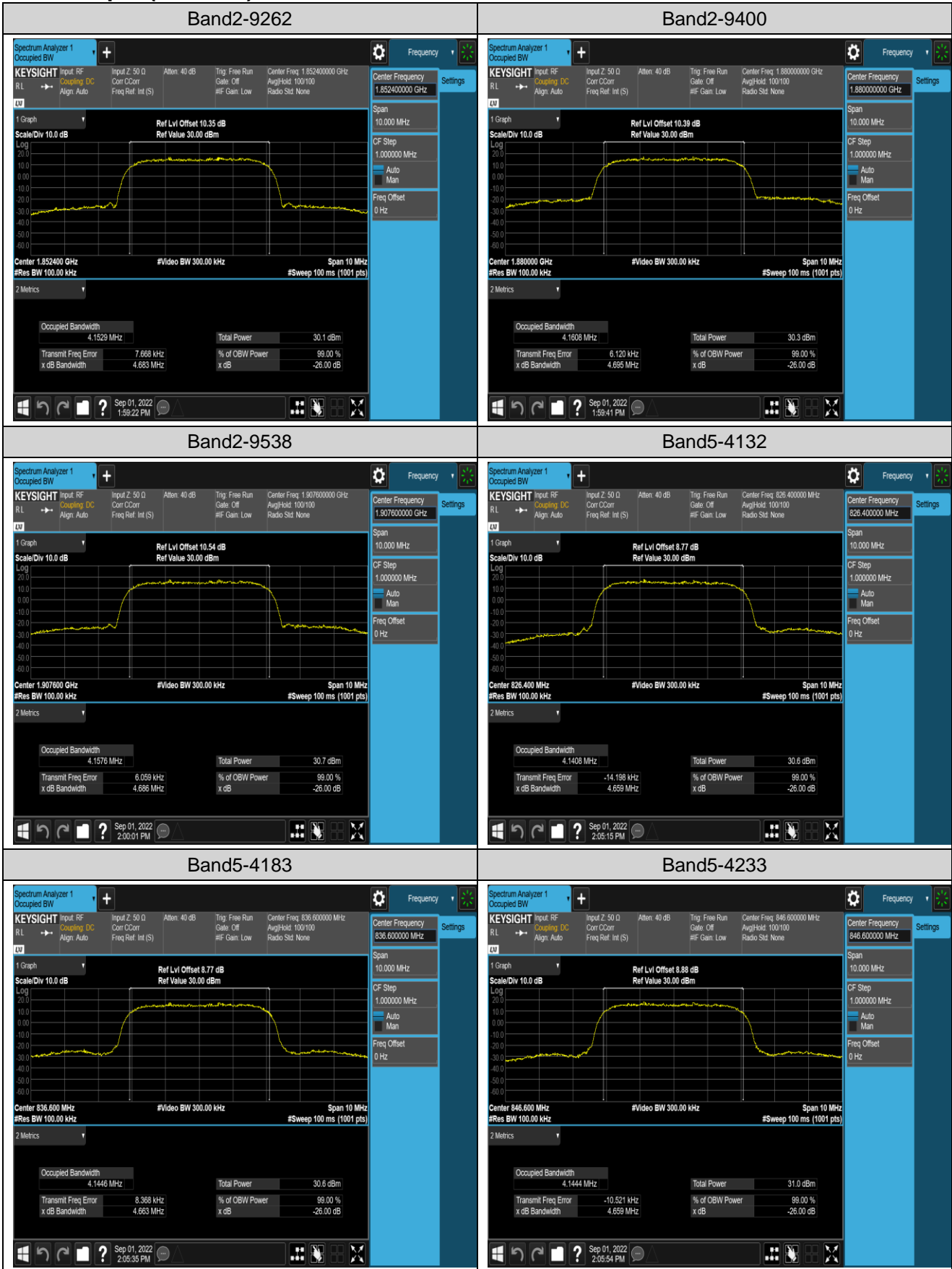


AppendixC:26dB Bandwidth andOccupied Bandwidth

Test Result(WCDMA)

Band	Channel	Occupied Bandwidth (MHz)	26dB Bandwidth (MHz)	Limit(kHz)	Verdict
Band2	9262	4.1529	4.683	---	PASS
Band2	9400	4.1608	4.695	---	PASS
Band2	9538	4.1576	4.686	---	PASS
Band5	4132	4.1408	4.659	---	PASS
Band5	4183	4.1446	4.663	---	PASS
Band5	4233	4.1444	4.659	---	PASS

Test Graphs(WCDMA)



AppendixD:Band Edge

Test Result(WCDMA)

Band	Channel	Frequency (MHz)	Result (dBm)	Limit(dBm)	Verdict
Band2	9262	1850.00	-23.68	-13	PASS
Band2	9538	1910.00	-21.57	-13	PASS
Band5	4132	824.00	-24.20	-13	PASS
Band5	4233	849.00	-24.73	-13	PASS

Test Graphs(WCDMA)

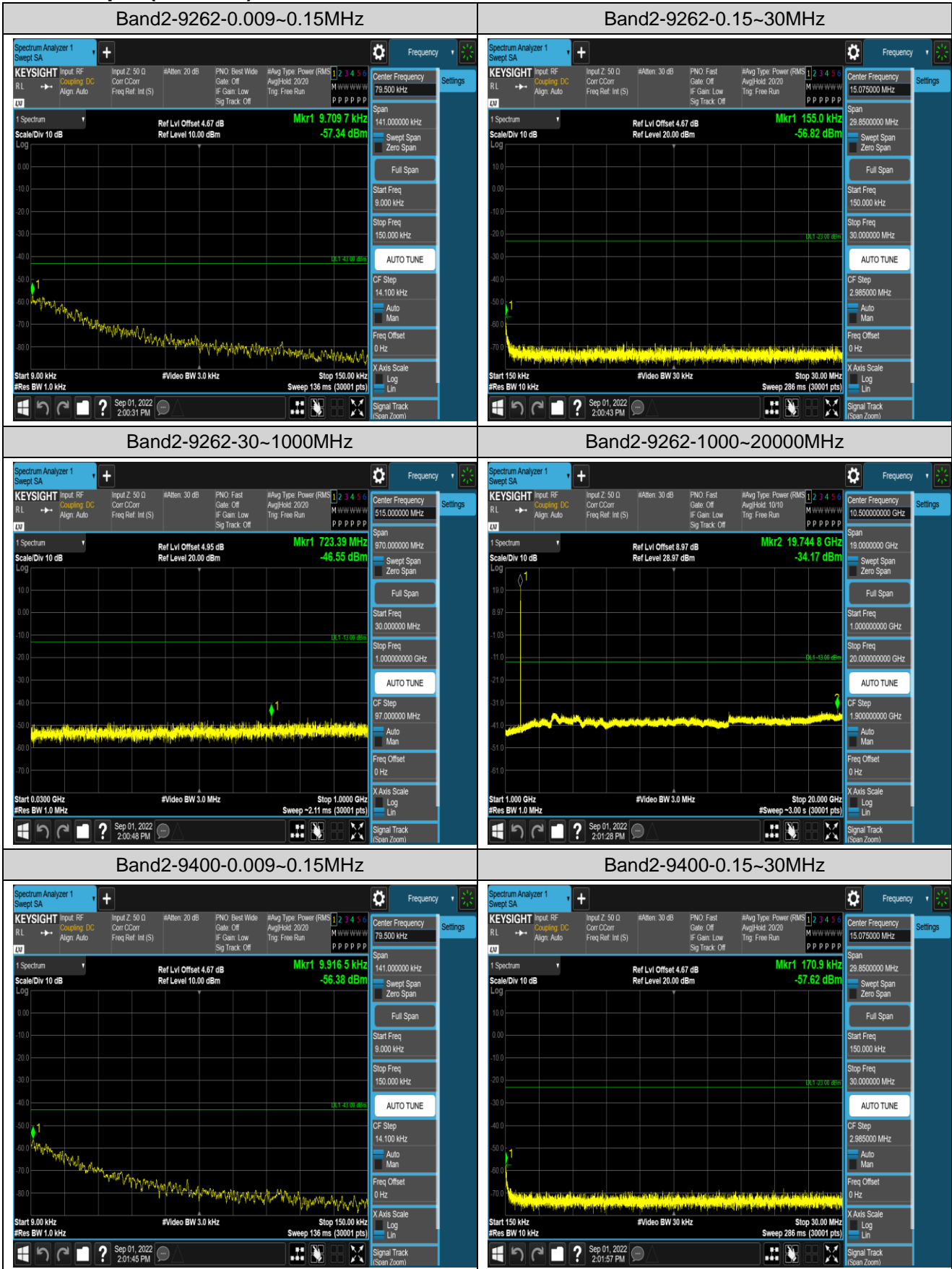


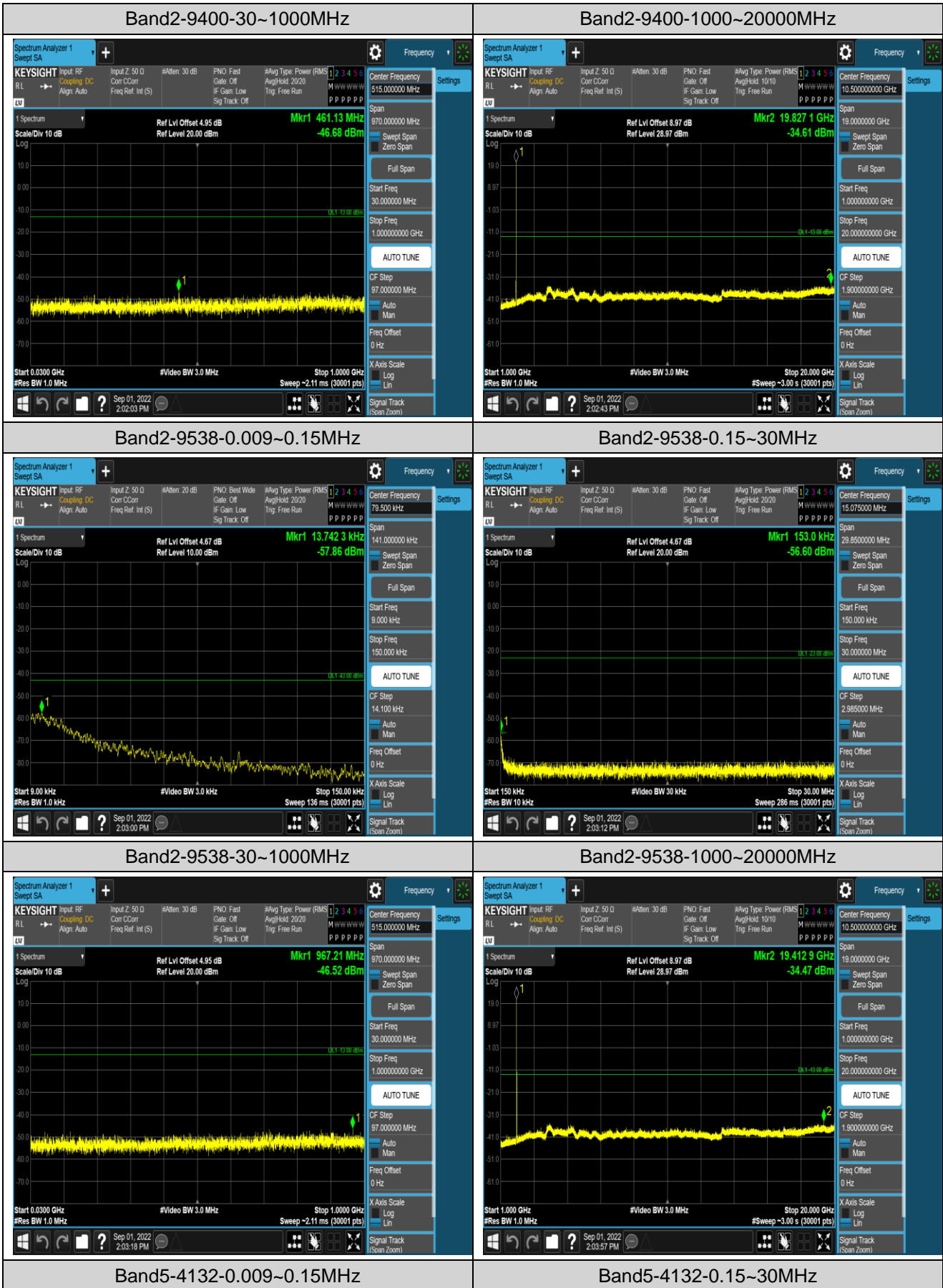
Appendix E: Conducted Spurious Emission

Test Result(WCDMA)

Band	Channel	Frequency Range (Mhz)	Frequency (dBm)	Result (dBm)	Limit (dBm)	Verdict
Band2	9262	0.009~0.15MHz	0.01	-57.34	-43	PASS
Band2	9262	0.15~30MHz	0.15	-56.82	-23	PASS
Band2	9262	30~1000MHz	723.39	-46.55	-13	PASS
Band2	9262	1000~20000MHz	19744.77	-34.17	-13	PASS
Band2	9400	0.009~0.15MHz	0.01	-56.38	-43	PASS
Band2	9400	0.15~30MHz	0.17	-57.62	-23	PASS
Band2	9400	30~1000MHz	461.13	-46.68	-13	PASS
Band2	9400	1000~20000MHz	19827.1	-34.61	-13	PASS
Band2	9538	0.009~0.15MHz	0.01	-57.86	-43	PASS
Band2	9538	0.15~30MHz	0.15	-56.6	-23	PASS
Band2	9538	30~1000MHz	967.21	-46.52	-13	PASS
Band2	9538	1000~20000MHz	19412.9	-34.47	-13	PASS
Band5	4132	0.009~0.15MHz	0.01	-57.3	-33	PASS
Band5	4132	0.15~30MHz	0.16	-56.99	-13	PASS
Band5	4132	30~1000MHz	972	-55	-13	PASS
Band5	4132	1000~10000MHz	3741.1	-34.3	-13	PASS
Band5	4183	0.009~0.15MHz	0.01	-56.1	-33	PASS
Band5	4183	0.15~30MHz	0.17	-55.79	-13	PASS
Band5	4183	30~1000MHz	679.77	-55.79	-13	PASS
Band5	4183	1000~10000MHz	3783.1	-34.8	-13	PASS
Band5	4233	0.009~0.15MHz	0.01	-57.23	-33	PASS
Band5	4233	0.15~30MHz	0.15	-54.41	-13	PASS
Band5	4233	30~1000MHz	988.07	-55.55	-13	PASS
Band5	4233	1000~10000MHz	3799.3	-34.14	-13	PASS

Test Graphs(WCDMA)

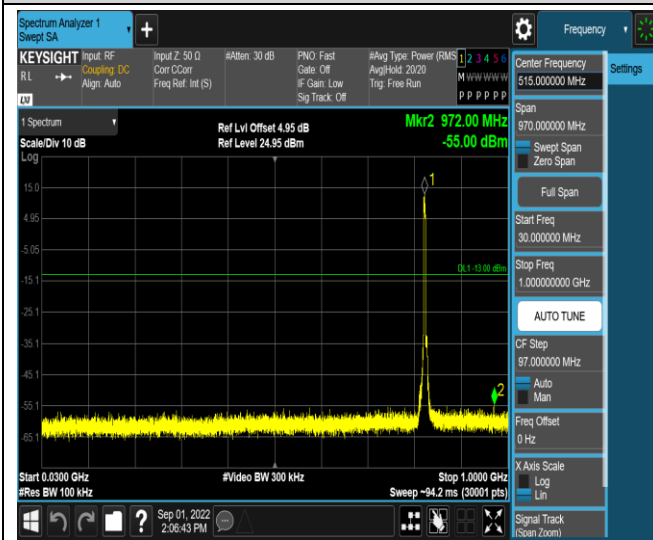






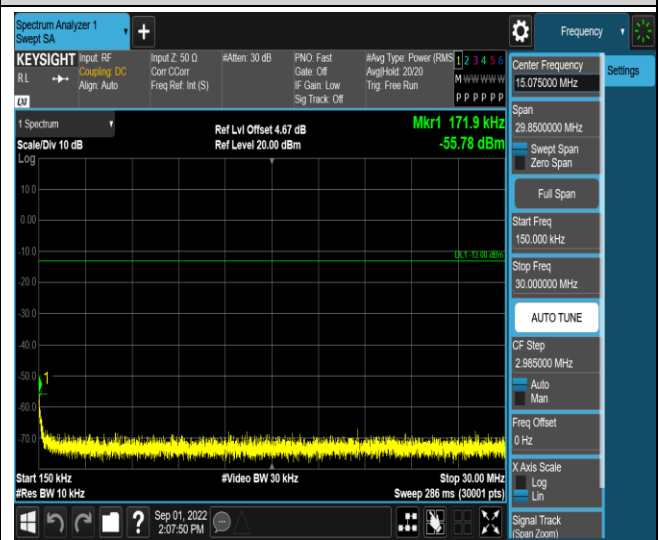
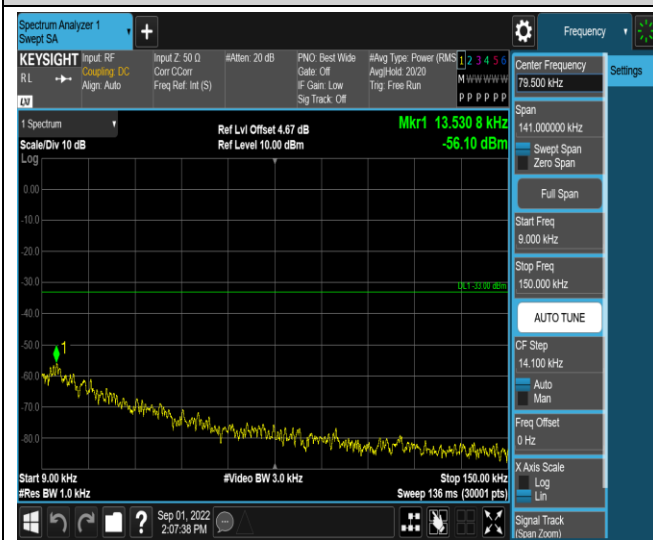
Band5-4132-30~1000MHz

Band5-4132-1000~10000MHz



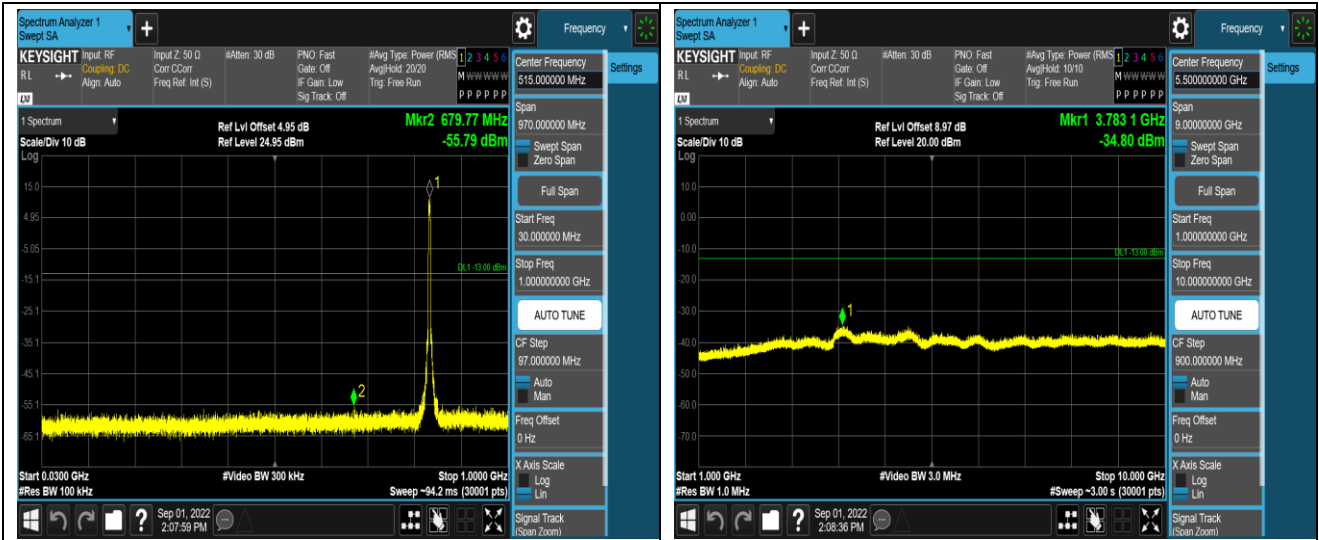
Band5-4183-0.009~0.15MHz

Band5-4183-0.15~30MHz



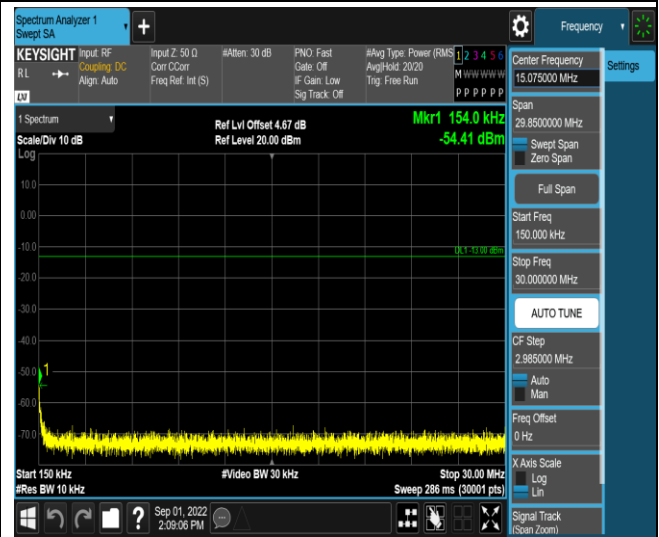
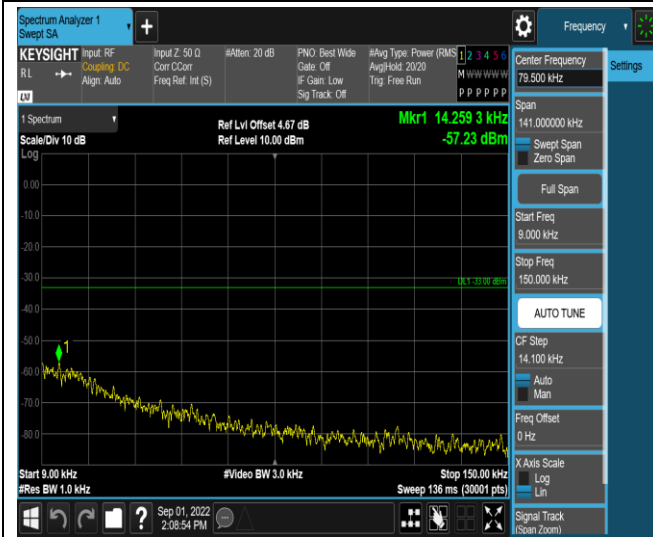
Band5-4183-30~1000MHz

Band5-4183-1000~10000MHz



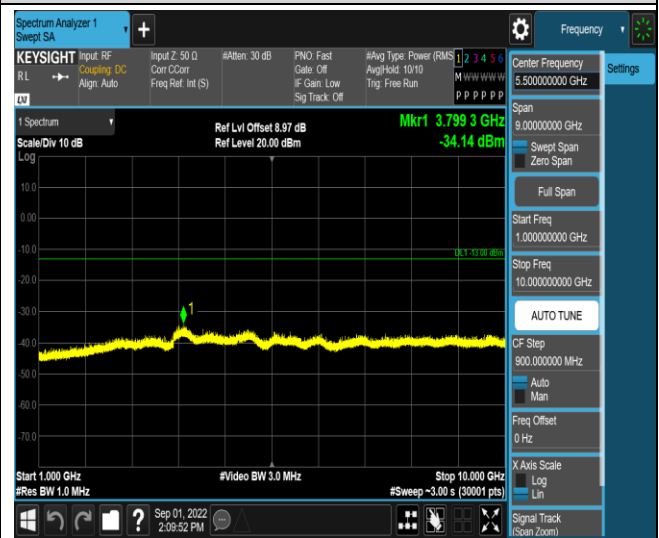
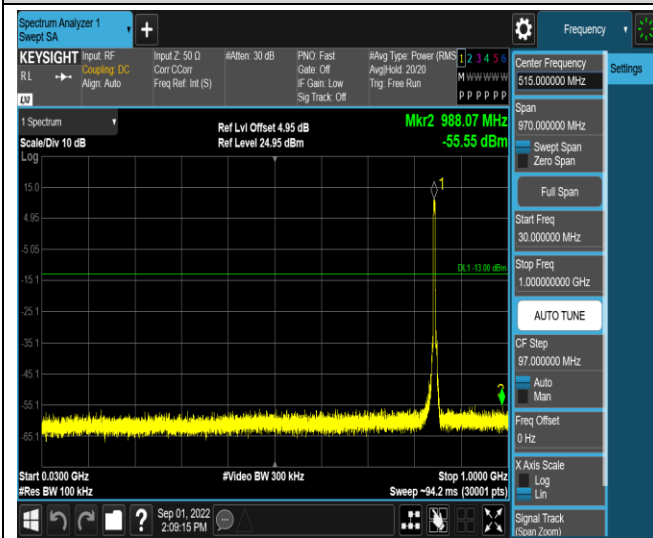
Band5-4233-0.009~0.15MHz

Band5-4233-0.15~30MHz



Band5-4233-30~1000MHz

Band5-4233-1000~10000MHz



AppendixF:Frequency Stability

Test Result

Reference Frequency: WCDMA BAND V 12.2k RMC Middle channel=4183 Frequency=836.6MHz					
Temperature					
Power supplied (Vdc)	Temperature (°C)	Frequency error		Limit (ppm)	Result
		Hz	ppm		
3.70	-30	1.10	0.001315	±2.5	Pass
	-20	0.50	0.000598		
	-10	0.16	0.000191		
	0	1.81	0.002164		
	10	-0.20	-0.000239		
	20	0.24	0.000287		
	30	2.55	0.003048		
	40	1.76	0.002104		
	50	-1.34	-0.001602		
Voltage					
Temperature (°C)	Power supplied (Vdc)	Frequency error		Limit (ppm)	Result
		Hz	ppm		
25	3.50	0.94	0.001124	±2.5	Pass
	3.70	0.89	0.001064		
	4.20	-0.27	-0.000323		
Remark: All channel had been tested, but only the worst case data displayed in this report.					

Reference Frequency: WCDMA BAND II 12.2k RMC Middle Frequency=9400 channel=1880MHz					
Temperature					
Power supplied (Vdc)	Temperature (°C)	Frequency error		Limit (ppm)	Result
		Hz	ppm		
3.70	-30	5.02	0.002670	Within authorized band for BAND II	Pass
	-20	-7.84	-0.004170		
	-10	0.60	0.000319		
	0	0.83	0.000441		
	10	-3.45	-0.001835		
	20	-0.82	-0.000436		
	30	-3.26	-0.001734		
	40	8.22	0.004372		
	50	-4.47	-0.002378		
Voltage					
Temperature (°C)	Power supplied (Vdc)	Frequency error		Limit (ppm)	Result
		Hz	ppm		
25	3.50	2.91	0.001548	Within authorized band for BAND II	Pass
	3.70	-2.58	-0.001372		
	4.20	-7.15	-0.003803		
<i>Remark: All channel had been tested, but only the worst case data displayed in this report.</i>					

Appendix G: Modulation Characteristics

Test Result

Band	Channel	Result	Verdict
Band2	9400	PASS	PASS
Band5	4183	PASS	PASS

Remark: All channel had been tested, but only the worst case data displayed in this report.

Test Graphs

