

## AppendixA: Effective (Isotropic) Radiated Power Output Data

### Test Result(WCDMA)

Band	Type	Channel	Conducted Power (dBm)	ERP/EIRP (dBm)	ERP/EIRP Limit (dBm)	Verdict
Band2	TestMode	9262	22.85	23.25	33.01	PASS
Band2	Voice	9262	22.89	23.29	33.01	PASS
Band2	Voice	9400	22.82	23.22	33.01	PASS
Band2	TestMode	9400	22.82	23.22	33.01	PASS
Band2	Voice	9538	23.05	23.45	33.01	PASS
Band2	TestMode	9538	23.00	23.40	33.01	PASS
Band5	Voice	4132	22.68	19.23	38.45	PASS
Band5	TestMode	4132	22.61	19.16	38.45	PASS
Band5	Voice	4183	23.05	19.60	38.45	PASS
Band5	TestMode	4183	22.93	19.48	38.45	PASS
Band5	Voice	4233	23.00	19.55	38.45	PASS
Band5	TestMode	4233	22.93	19.48	38.45	PASS

### Test Result(HSDPA)

Band	Channel	SubTest	Conducted Power (dBm)	ERP/EIRP (dBm)	ERP/EIRP Limit (dBm)	Verdict
Band2	9262	1	21.91	22.31	33.01	PASS
Band2	9262	2	21.47	21.87	33.01	PASS
Band2	9262	3	21.32	21.72	33.01	PASS
Band2	9262	4	21.30	21.70	33.01	PASS
Band2	9400	1	21.90	22.30	33.01	PASS
Band2	9400	2	21.37	21.77	33.01	PASS
Band2	9400	3	21.30	21.70	33.01	PASS
Band2	9400	4	21.25	21.65	33.01	PASS
Band2	9538	1	22.06	22.46	33.01	PASS
Band2	9538	2	21.55	21.95	33.01	PASS
Band2	9538	3	21.45	21.85	33.01	PASS
Band2	9538	4	21.48	21.88	33.01	PASS
Band5	4132	1	21.70	18.25	38.5	PASS
Band5	4132	2	21.15	17.7	38.5	PASS
Band5	4132	3	21.17	17.72	38.5	PASS
Band5	4132	4	21.19	17.74	38.5	PASS
Band5	4183	1	21.98	18.53	38.5	PASS
Band5	4183	2	21.50	18.05	38.5	PASS
Band5	4183	3	21.52	18.07	38.5	PASS

Band5	4183	4	21.53	18.08	38.5	PASS
Band5	4233	1	21.99	18.54	38.5	PASS
Band5	4233	2	21.49	18.04	38.5	PASS
Band5	4233	3	21.52	18.07	38.5	PASS
Band5	4233	4	21.51	18.06	38.5	PASS

**Test Result(HSUPA)**

Band	Channel	SubTest	Conducted Power (dBm)	ERP/EIRP (dBm)	ERP/EIRP Limit (dBm)	Verdict
Band2	9262	1	19.84	20.24	33.01	PASS
Band2	9262	2	20.34	20.74	33.01	PASS
Band2	9262	3	20.89	21.29	33.01	PASS
Band2	9262	4	19.87	20.27	33.01	PASS
Band2	9262	5	21.88	22.28	33.01	PASS
Band2	9400	1	19.80	20.20	33.01	PASS
Band2	9400	2	20.30	20.70	33.01	PASS
Band2	9400	3	20.82	21.22	33.01	PASS
Band2	9400	4	19.82	20.22	33.01	PASS
Band2	9400	5	21.78	22.18	33.01	PASS
Band2	9538	1	19.97	20.37	33.01	PASS
Band2	9538	2	20.48	20.88	33.01	PASS
Band2	9538	3	21.00	21.40	33.01	PASS
Band2	9538	4	20.00	20.40	33.01	PASS
Band2	9538	5	21.97	22.37	33.01	PASS
Band5	4132	1	19.68	16.23	38.5	PASS
Band5	4132	2	20.18	16.73	38.5	PASS
Band5	4132	3	20.69	17.24	38.5	PASS
Band5	4132	4	19.72	16.27	38.5	PASS
Band5	4132	5	21.73	18.28	38.5	PASS
Band5	4183	1	20.05	16.6	38.5	PASS
Band5	4183	2	20.54	17.09	38.5	PASS
Band5	4183	3	21.03	17.58	38.5	PASS
Band5	4183	4	20.07	16.62	38.5	PASS
Band5	4183	5	22.01	18.56	38.5	PASS
Band5	4233	1	20.02	16.57	38.5	PASS
Band5	4233	2	20.52	17.07	38.5	PASS
Band5	4233	3	21.03	17.58	38.5	PASS
Band5	4233	4	20.04	16.59	38.5	PASS
Band5	4233	5	22.02	18.57	38.5	PASS

Remark: EIRP (dBm) = Conducted power (dBm) + Antenna Gain (dBi). (For Band2)

ERP (dBm) = EIRP (dBm) - 2.15 (dB). (For Band5)

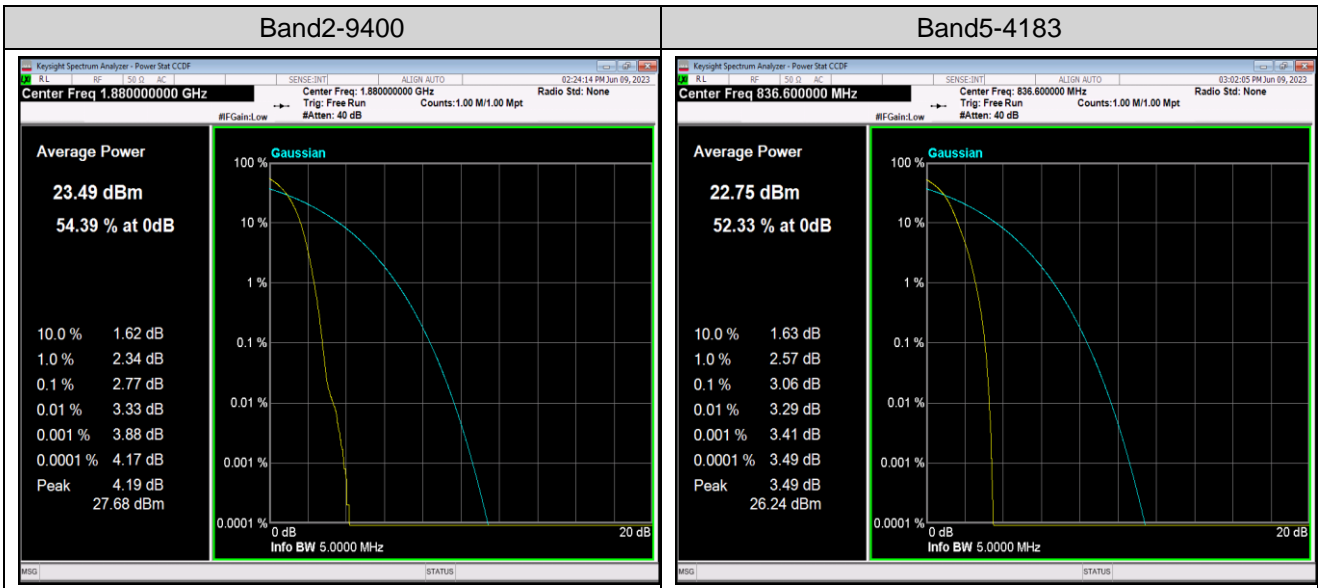
## AppendixB:Peak-to-Average Ratio

### Test Result(WCDMA)

Band	Channel	Peak-to-Average Ratio(dB)	Limit(dB)	Verdict
Band2	9400	2.77	13	PASS
Band5	4183	3.06	13	PASS

Remark: All channel had been tested, but only the worst case data displayed in this report.

### Test Graphs(WCDMA)

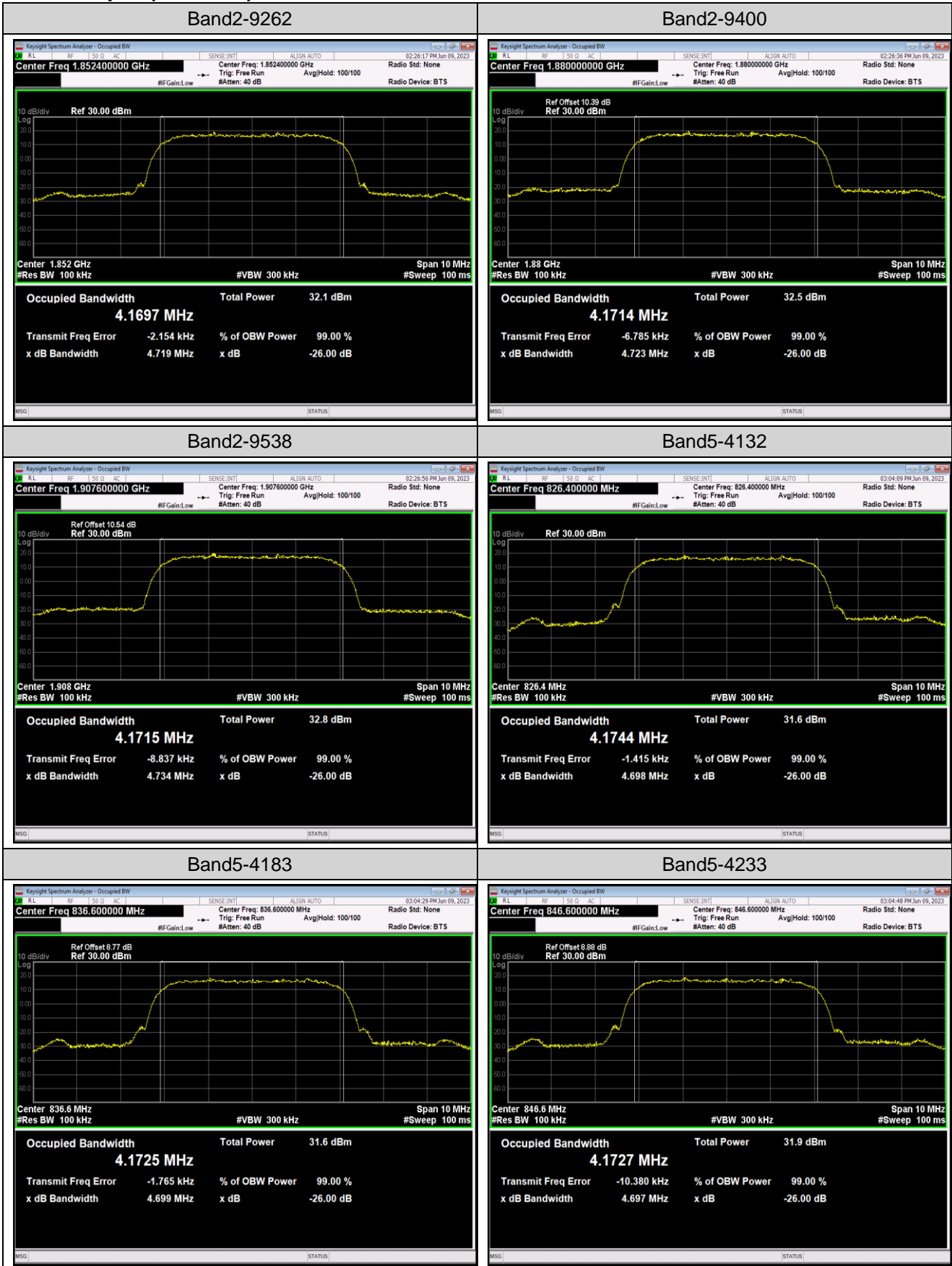


## AppendixC:26dB Bandwidth andOccupied Bandwidth

### Test Result(WCDMA)

Band	Channel	Occupied Bandwidth (MHz)	26dB Bandwidth (MHz)	Limit(kHz)	Verdict
Band2	9262	4.1697	4.719	---	PASS
Band2	9400	4.1714	4.723	---	PASS
Band2	9538	4.1715	4.734	---	PASS
Band5	4132	4.1744	4.698	---	PASS
Band5	4183	4.1725	4.699	---	PASS
Band5	4233	4.1727	4.697	---	PASS

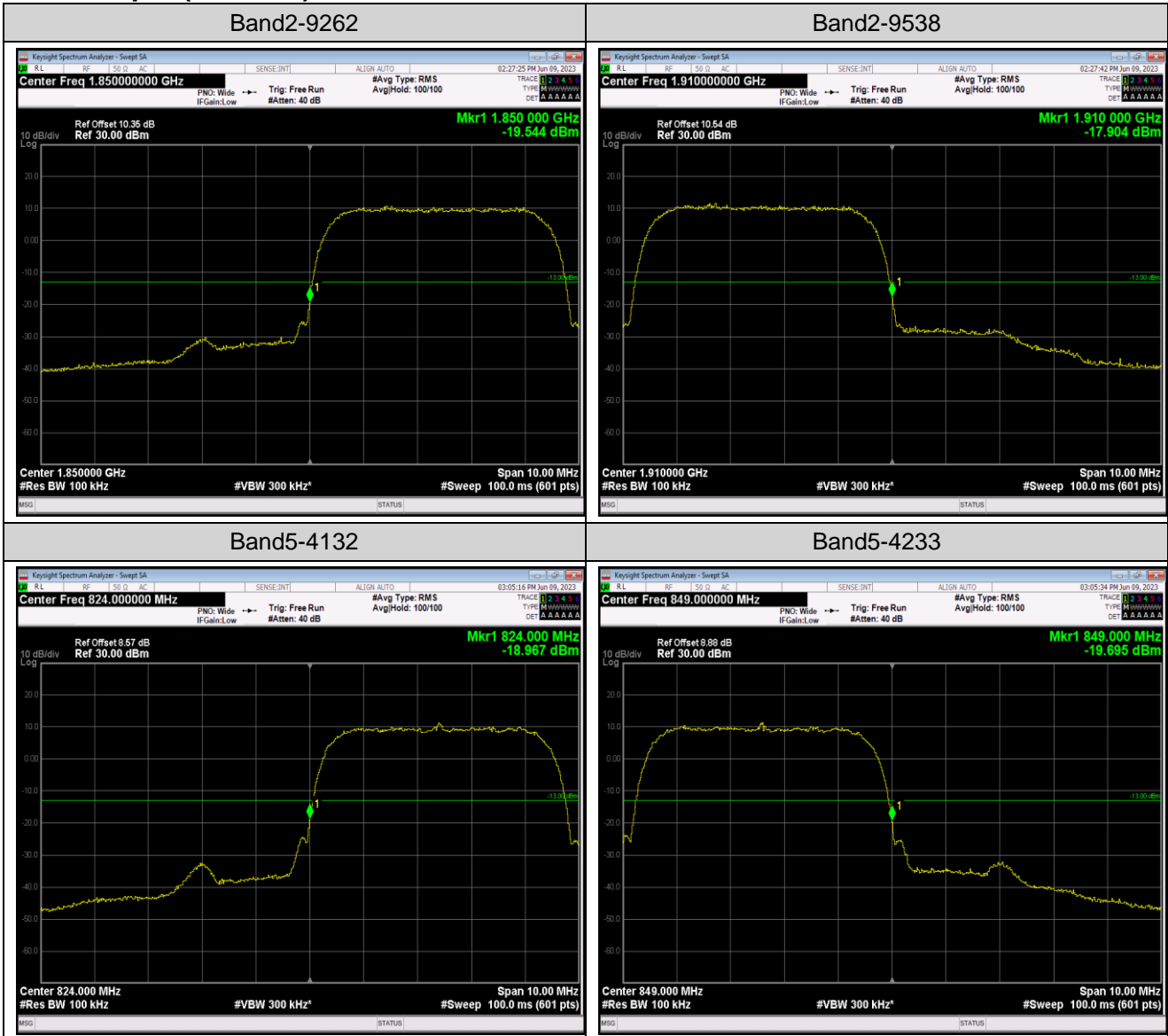
Test Graphs(WCDMA)



**AppendixD:Band Edge****Test Result(WCDMA)**

Band	Channel	Frequency (MHz)	Result (dBm)	Limit(dBm)	Verdict
Band2	9262	1850.00	-19.54	-13	PASS
Band2	9538	1910.00	-17.90	-13	PASS
Band5	4132	824.00	-18.97	-13	PASS
Band5	4233	849.00	-19.69	-13	PASS

Test Graphs(WCDMA)



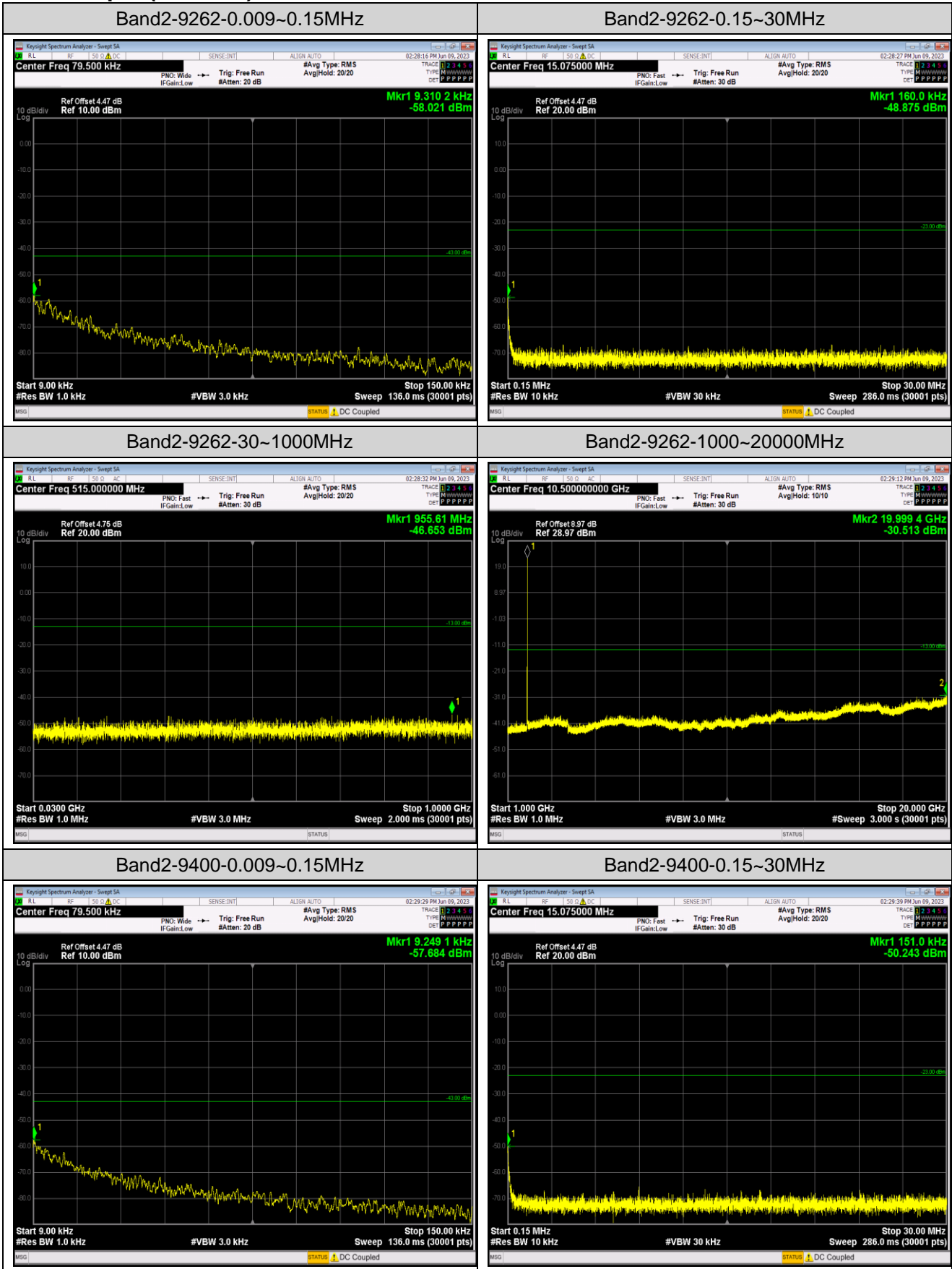
## Appendix E: Conducted Spurious Emission

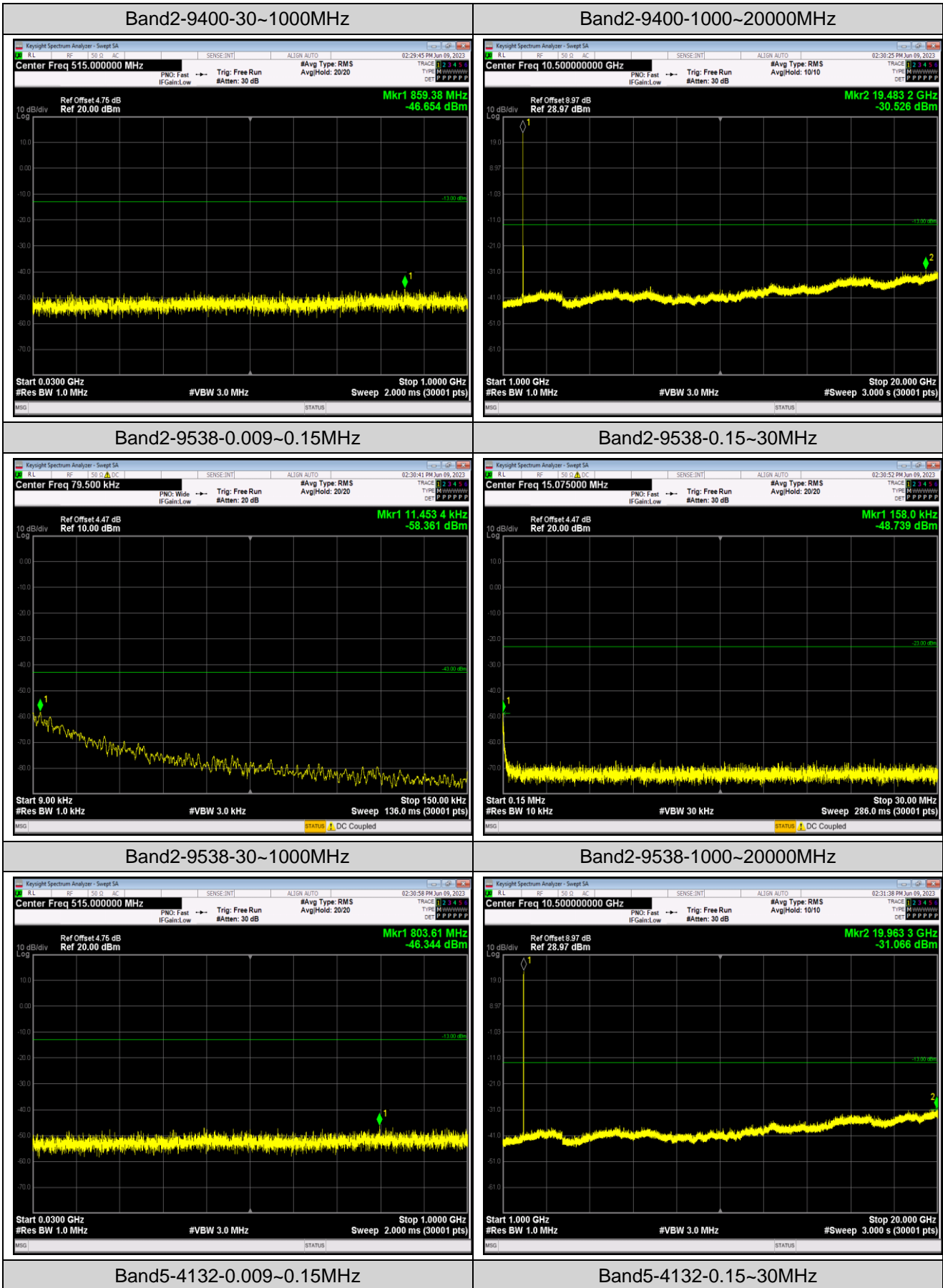
### Test Result (WCDMA)

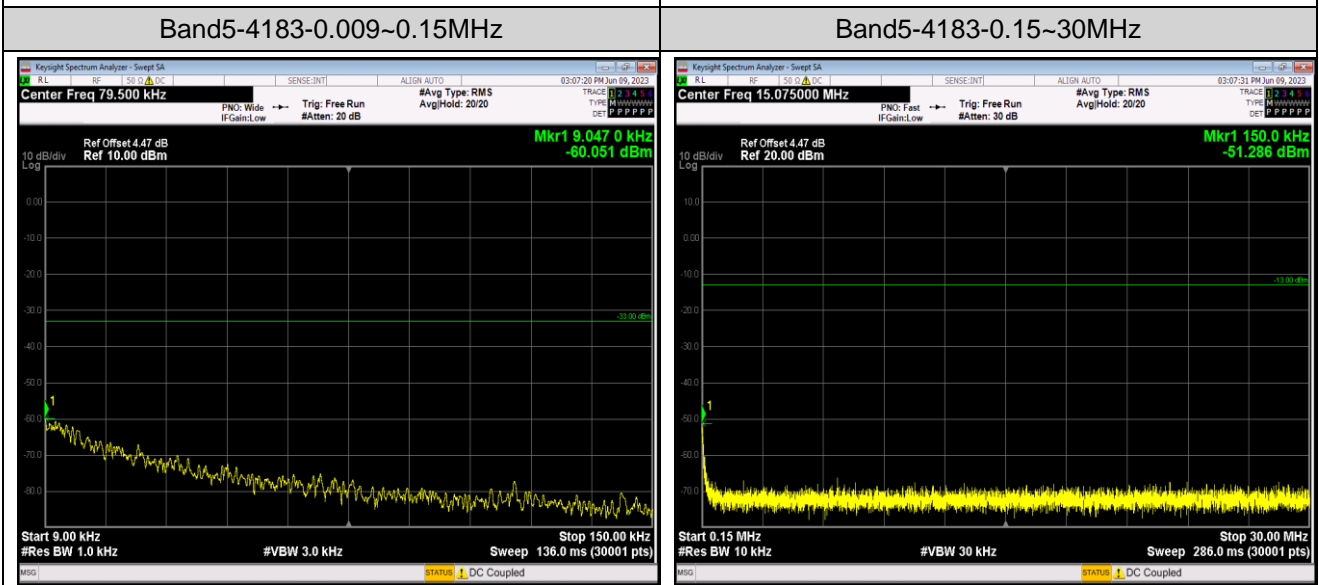
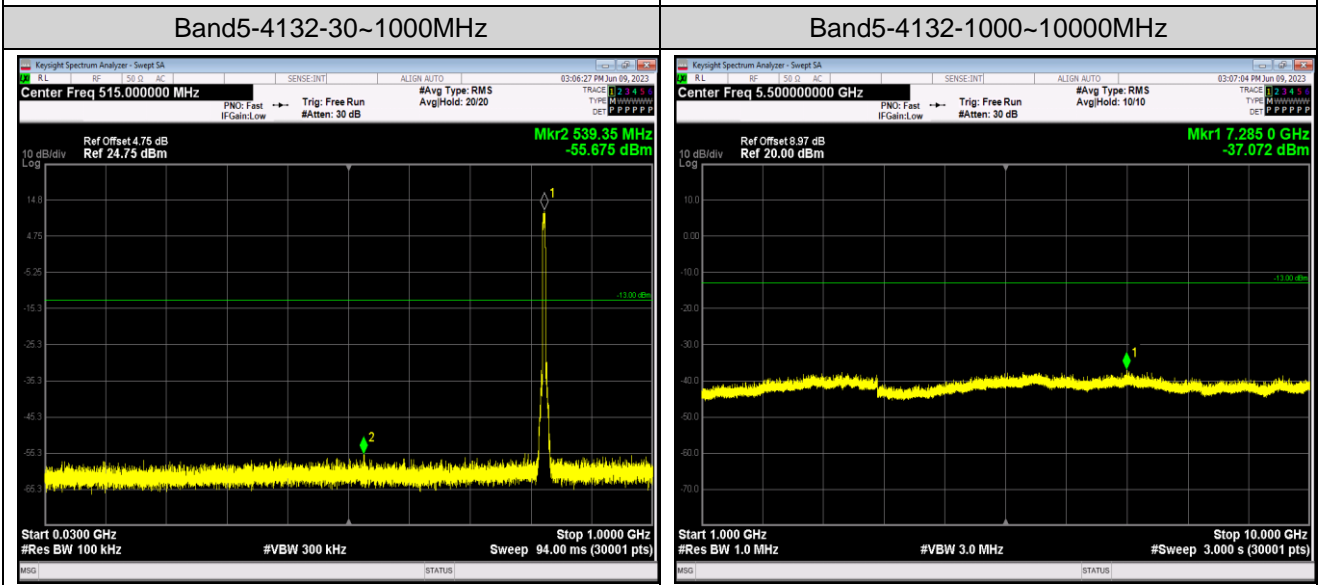
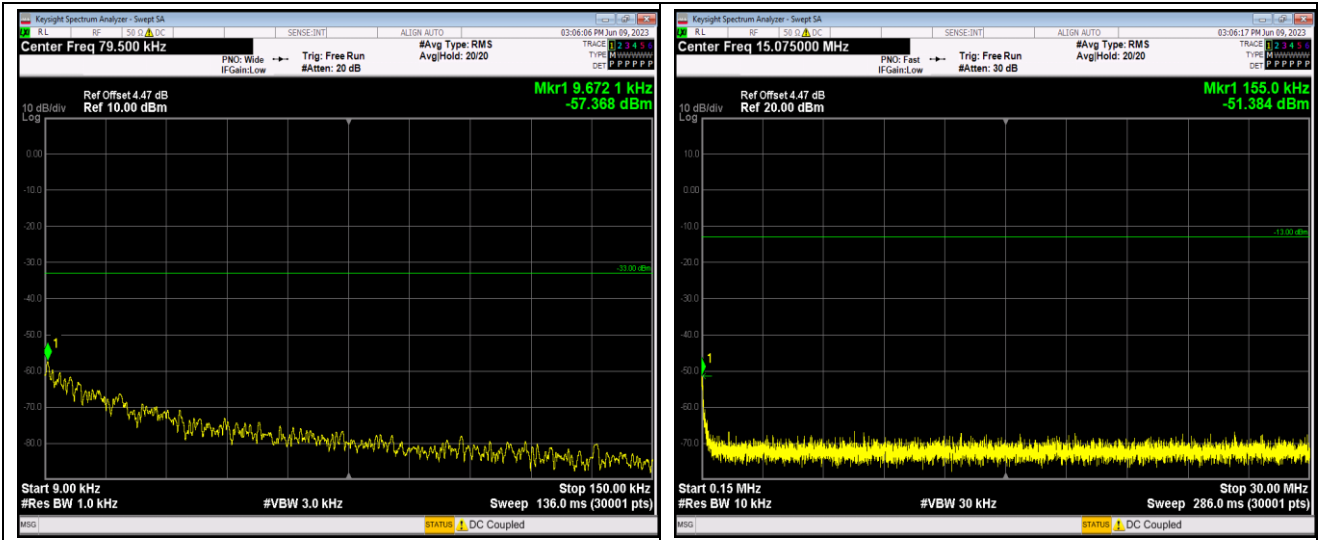
Band	Channel	Frequency Range (Mhz)	Frequency (dBm)	Result (dBm)	Limit (dBm)	Verdict
Band2	9262	0.009~0.15MHz	0.01	-58.02	-43	PASS
Band2	9262	0.15~30MHz	0.16	-48.88	-23	PASS
Band2	9262	30~1000MHz	955.61	-46.65	-13	PASS
Band2	9262	1000~20000MHz	19999.37	-30.51	-13	PASS
Band2	9400	0.009~0.15MHz	0.01	-57.68	-43	PASS
Band2	9400	0.15~30MHz	0.15	-50.24	-23	PASS
Band2	9400	30~1000MHz	859.38	-46.65	-13	PASS
Band2	9400	1000~20000MHz	19483.2	-30.53	-13	PASS
Band2	9538	0.009~0.15MHz	0.01	-58.36	-43	PASS
Band2	9538	0.15~30MHz	0.16	-48.74	-23	PASS
Band2	9538	30~1000MHz	803.61	-46.34	-13	PASS
Band2	9538	1000~20000MHz	19963.27	-31.07	-13	PASS
Band5	4132	0.009~0.15MHz	0.01	-57.37	-33	PASS
Band5	4132	0.15~30MHz	0.15	-51.38	-13	PASS
Band5	4132	30~1000MHz	539.35	-55.68	-13	PASS
Band5	4132	1000~10000MHz	7285	-37.07	-13	PASS
Band5	4183	0.009~0.15MHz	0.01	-60.05	-33	PASS
Band5	4183	0.15~30MHz	0.15	-51.29	-13	PASS
Band5	4183	30~1000MHz	503.65	-55.4	-13	PASS
Band5	4183	1000~10000MHz	3178.9	-37.12	-13	PASS
Band5	4233	0.009~0.15MHz	0.01	-58.56	-33	PASS
Band5	4233	0.15~30MHz	0.16	-50.28	-13	PASS
Band5	4233	30~1000MHz	977.01	-55.55	-13	PASS
Band5	4233	1000~10000MHz	5946.4	-37.09	-13	PASS

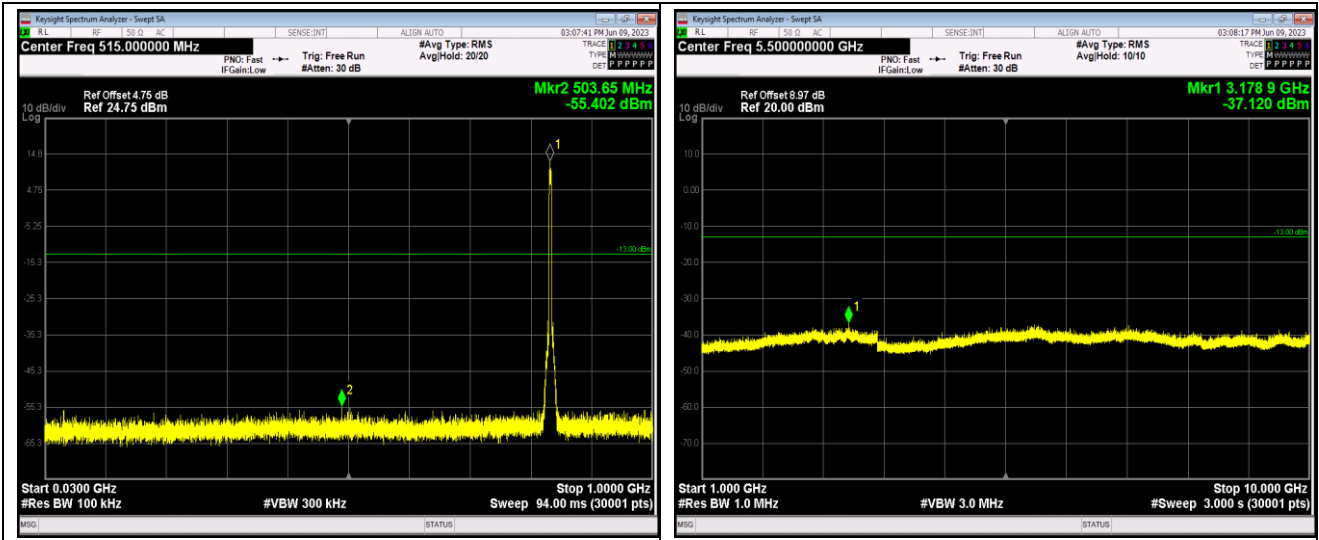


Test Graphs(WCDMA)



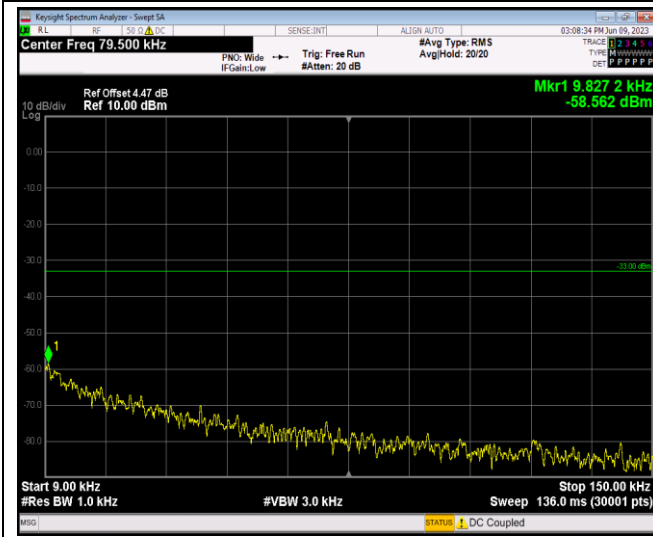




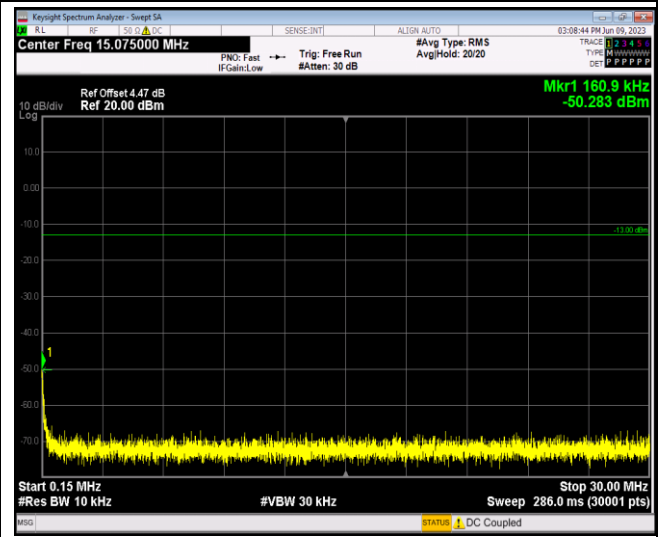


Band5-4233-0.009~0.15MHz

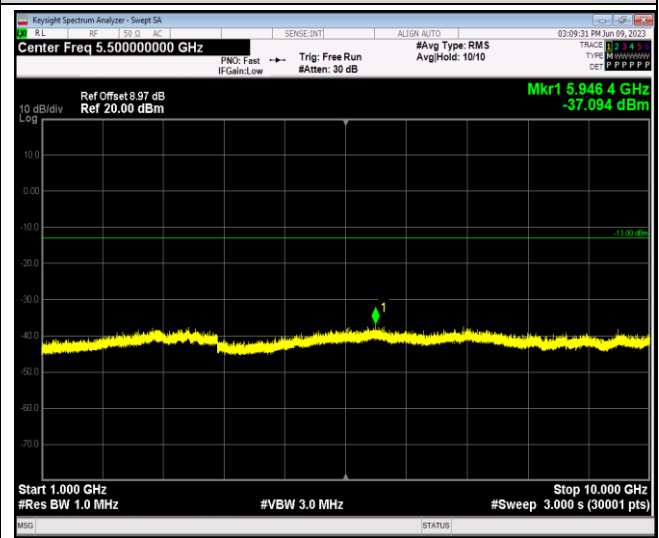
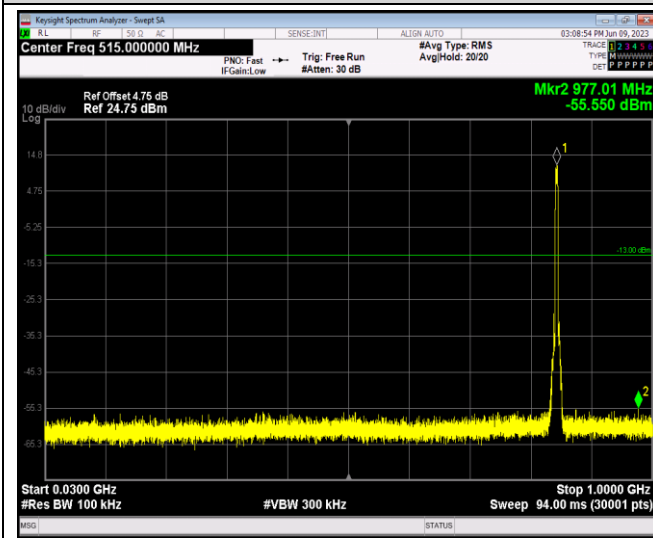
Band5-4233-0.15~30MHz



Band5-4233-30~1000MHz



Band5-4233-1000~10000MHz



## Appendix F: Frequency Stability

### Test Result

Reference Frequency: WCDMA BAND II 12.2k RMC Middle Frequency=9400 channel=1880MHz					
Temperature					
Power supplied (Vdc)	Temperature (°C)	Frequency error		Limit (ppm)	Result
		Hz	ppm		
3.80	-30	-12.14	-0.006457	Within authorized band for BAND II	Pass
	-20	-12.03	-0.006399		
	-10	-11.97	-0.006367		
	0	-15.19	-0.008080		
	10	-10.70	-0.005691		
	20	-14.60	-0.007766		
	30	-11.14	-0.005926		
	40	-12.43	-0.006612		
	50	-13.96	-0.007426		
Voltage					
Temperature (°C)	Power supplied (Vdc)	Frequency error		Limit (ppm)	Result
		Hz	ppm		
25	3.50	-12.96	-0.006894	Within authorized band for BAND II	Pass
	3.80	-10.93	-0.005814		
	3.45	-9.77	-0.005197		
Remark: All channel had been tested, but only the worst case data displayed in this report.					

Reference Frequency: WCDMA BAND V 12.2k RMC Middle channel=4183 Frequency=836.6MHz					
Temperature					
Power supplied (Vdc)	Temperature (°C)	Frequency error		Limit (ppm)	Result
		Hz	ppm		
3.80	-30	-7.62	-0.009108	±2.5	Pass
	-20	-13.83	-0.016531		
	-10	-13.95	-0.016675		
	0	-10.69	-0.012778		
	10	-3.13	-0.003741		
	20	-7.27	-0.008690		
	30	-7.55	-0.009025		
	40	-11.07	-0.013232		
	50	-5.92	-0.007076		
Voltage					
Temperature (°C)	Power supplied (Vdc)	Frequency error		Limit (ppm)	Result
		Hz	ppm		
25	3.50	-5.73	-0.006849	±2.5	Pass
	3.80	-4.48	-0.005355		
	3.45	-9.31	-0.011128		
Remark: All channel had been tested, but only the worst case data displayed in this report.					

## Appendix G: Modulation Characteristics

### Test Result

Band	Channel	Result	Verdict
Band2	9400	PASS	PASS
Band5	4183	PASS	PASS

Remark: All channel had been tested, but only the worst case data displayed in this report.

### Test Graphs

