

# FCC SAR REPORT

**Applicant:** SKY PHONE LLC

**Address of Applicant:** 1348 Washington Av. Suite 350, Miami Beach, FL 33139

**Equipment Under Test (EUT)**

Product Name: 4G Smart Phone

Model No.: Elite E55Max

Trade mark SKY Devices

**FCC ID:** 2ABOSSKYELITE55MX

**Applicable standards:** FCC 47 CFR Part 2.1093

**Date of Test:** 07 Jun., 2021 ~ 16 Jun., 2021

**Test Result:** Maximum Reported 1-g SAR (W/kg)  
Head: 0.944      Body: 1.037      Hotspot: 1.084

Authorized Signature:



Bruce Zhang  
Laboratory Manager

This report details the results of the testing carried out on one sample. The results contained in this test report do not relate to other samples of the same product and does not permit the use of the JYT product certification mark. The manufacturer should ensure that all products in series production are in conformity with the product sample detailed in this report.

This report may only be reproduced and distributed in full. If the product in this report is used in any configuration other than that detailed in the report, the manufacturer must ensure the new system complies with all relevant standards.

This document cannot be reproduced except in full, without prior written approval of the Company. Any unauthorized alteration, forgery or falsification of the content or appearance of this document is unlawful and offenders may be prosecuted to the fullest extent of the law. Unless otherwise stated the results shown in this test report refer only to the sample(s) tested and such sample(s) are retained for 90 days only.

**2 Version**

| Version No. | Date          | Description |
|-------------|---------------|-------------|
| 00          | 18 Jun., 2021 | Original    |
|             |               |             |
|             |               |             |
|             |               |             |
|             |               |             |

**Tested by:***Carl Wei***Date:***18 Jun., 2021*

---

**Test Engineer****Reviewed by:***Tanet Wei***Date:***18 Jun., 2021*

---

**Project Engineer**

### 3 Contents

|           |   |           |
|-----------|---|-----------|
| <b>1</b>  | <b>COVER PAGE</b> .....   | <b>1</b>  |
| <b>2</b>  | <b>VERSION</b> .....  | <b>2</b>  |
| <b>3</b>  | <b>CONTENTS</b> .....   | <b>3</b>  |
| <b>4</b>  | <b>SAR RESULTS SUMMARY</b> .....                                    | <b>5</b>  |
| <b>5</b>  | <b>GENERAL INFORMATION</b> .....                                    | <b>6</b>  |
| 5.1       | CLIENT INFORMATION.....   | 6         |
| 5.2       | GENERAL DESCRIPTION OF EUT .....                                    | 6         |
| 5.3       | MAXIMUM RF OUTPUT POWER .....                                       | 7         |
| 5.4       | ENVIRONMENT OF TEST SITE .....                                      | 8         |
| 5.5       | TEST SAMPLE PLAN .....  | 8         |
| 5.6       | TEST LOCATION .....   | 8         |
| <b>6</b>  | <b>INTRODUCTION</b> .....   | <b>9</b>  |
| 6.1       | INTRODUCTION .....  | 9         |
| 6.2       | SAR DEFINITION .....  | 9         |
| <b>7</b>  | <b>RF EXPOSURE LIMITS</b> .....                                     | <b>10</b> |
| 7.1       | UNCONTROLLED ENVIRONMENT.....                                       | 10        |
| 7.2       | CONTROLLED ENVIRONMENT .....  | 10        |
| 7.3       | RF EXPOSURE LIMITS .....  | 10        |
| <b>8</b>  | <b>SAR MEASUREMENT SYSTEM</b> .....                                 | <b>11</b> |
| 8.1       | E-FIELD PROBE.....  | 12        |
| 8.2       | DATA ACQUISITION ELECTRONICS (DAE).....                             | 12        |
| 8.3       | ROBOT .....   | 13        |
| 8.4       | MEASUREMENT SERVER .....  | 13        |
| 8.5       | LIGHT BEAM UNIT.....  | 13        |
| 8.6       | PHANTOM.....  | 14        |
| 8.7       | DEVICE HOLDER.....  | 15        |
| 8.8       | DATA STORAGE AND EVALUATION .....                                   | 16        |
| 8.9       | TEST EQUIPMENT LIST .....   | 18        |
| <b>9</b>  | <b>TISSUE SIMULATING LIQUIDS</b> .....                              | <b>19</b> |
| <b>10</b> | <b>SAR SYSTEM VERIFICATION</b> .....                                | <b>22</b> |
| <b>11</b> | <b>EUT TESTING POSITION</b> .....                                   | <b>24</b> |
| 11.1      | HANDSET REFERENCE POINTS .....                                      | 24        |
| 11.2      | POSITIONING FOR CHEEK / TOUCH .....                                 | 25        |
| 11.3      | POSITIONING FOR EAR / 15° TILT .....                                | 25        |
| 11.4      | SAR EVALUATIONS NEAR THE MOUTH/JAW REGIONS OF THE SAM PHANTOM ..... | 26        |
| 11.5      | BODY WORN ACCESSORY CONFIGURATIONS .....                            | 26        |
| 11.6      | WIRELESS ROUTER (HOTSPOT) CONFIGURATIONS .....                      | 27        |
| <b>12</b> | <b>MEASUREMENT PROCEDURES</b> .....                                 | <b>28</b> |
| 12.1      | SPATIAL PEAK SAR EVALUATION .....                                   | 28        |
| 12.2      | POWER REFERENCE MEASUREMENT.....                                    | 29        |
| 12.3      | AREA & ZOOM SCAN PROCEDURES.....                                    | 29        |
| 12.4      | VOLUME SCAN PROCEDURES .....  | 30        |
| 12.5      | SAR AVERAGED METHODS .....  | 30        |
| 12.6      | POWER DRIFT MONITORING .....  | 30        |
| <b>13</b> | <b>CONDUCTED RF OUTPUT POWER</b> .....                              | <b>31</b> |
| 13.1      | GSM CONDUCTED POWER .....   | 31        |
| 13.2      | WCDMA CONDUCTED POWER .....   | 33        |
| 13.3      | LTE CONDUCTED POWER .....   | 36        |
| 13.4      | WLAN 2.4 GHZ BAND CONDUCTED POWER .....                             | 51        |
| 13.5      | BLUETOOTH CONDUCTED POWER .....                                     | 52        |
| <b>14</b> | <b>EXPOSURE POSITIONS CONSIDERATION</b> .....                       | <b>53</b> |
| 14.1      | EUT ANTENNA LOCATIONS.....  | 53        |
| 14.2      | TEST POSITIONS CONSIDERATION .....                                  | 54        |
| <b>15</b> | <b>SAR TEST RESULTS SUMMARY</b> .....                               | <b>55</b> |

15.1 STANDALONE HEAD SAR DATA.....55

15.2 STANDALONE BODY SAR .....57

15.3 BODY SAR IN HOTSPOT MODE .....59

15.4 REPEATED SAR MEASUREMENT .....61

15.5 MULTI-BAND SIMULTANEOUS TRANSMISSION CONSIDERATIONS.....62

15.6 SAR SIMULTANEOUS TRANSMISSION ANALYSIS.....63

15.7 MEASUREMENT UNCERTAINTY.....68

15.8 MEASUREMENT CONCLUSION .....70

**16 REFERENCE.....71**

**APPENDIX A: PLOTS OF SAR SYSTEM CHECK .....72**

**APPENDIX B: PLOTS OF SAR TEST DATA .....79**

**APPENDIX C: SYSTEM CALIBRATION CERTIFICATE.....115**

## 4 SAR Results Summary

The maximum results of Specific Absorption Rate (SAR) found during test as bellows:

<Highest Reported standalone SAR Summary>

| Exposure Position      | Frequency Band | Reported 1-g SAR (W/kg) | Equipment Class | Highest Reported 1-g SAR (W/kg) |
|------------------------|----------------|-------------------------|-----------------|---------------------------------|
| Head                   | GSM 850        | 0.115                   | PCE             | 0.944                           |
|                        | GSM 1900       | 0.182                   |                 |                                 |
|                        | WCDMA Band V   | 0.155                   |                 |                                 |
|                        | WCDMA Band II  | 0.218                   |                 |                                 |
|                        | LTE Band 2     | 0.263                   |                 |                                 |
|                        | LTE Band 7     | 0.062                   |                 |                                 |
|                        | LTE Band 12    | 0.104                   |                 |                                 |
|                        | LTE Band 66    | 0.240                   |                 |                                 |
|                        | WLAN 2.4 GHz   | 0.944                   | DTS             |                                 |
| Body<br>(10 mm Gap)    | GSM 850        | 0.135                   | PCE             | 1.037                           |
|                        | GSM 1900       | 0.557                   |                 |                                 |
|                        | WCDMA Band V   | 0.196                   |                 |                                 |
|                        | WCDMA Band II  | 0.723                   |                 |                                 |
|                        | LTE Band 2     | 1.037                   |                 |                                 |
|                        | LTE Band 7     | 0.579                   |                 |                                 |
|                        | LTE Band 12    | 0.224                   |                 |                                 |
|                        | LTE Band 66    | 0.579                   |                 |                                 |
|                        | WLAN 2.4GHz    | 0.237                   | DTS             |                                 |
| Hotspot<br>(10 mm Gap) | GSM 850        | 0.210                   | PCE             | 1.084                           |
|                        | GSM 1900       | 0.759                   |                 |                                 |
|                        | WCDMA Band V   | 0.196                   |                 |                                 |
|                        | WCDMA Band II  | 0.723                   |                 |                                 |
|                        | LTE Band 2     | 1.084                   |                 |                                 |
|                        | LTE Band 7     | 0.579                   |                 |                                 |
|                        | LTE Band 12    | 0.224                   |                 |                                 |
|                        | LTE Band 66    | 0.674                   |                 |                                 |
|                        | WLAN 2.4 GHz   | 0.286                   | DTS             |                                 |

<Highest Reported simultaneous SAR Summary>

| Exposure Position | Frequency Band | Reported 1-g SAR (W/kg) | Equipment Class | Highest Reported Simultaneous Transmission 1-g SAR (W/kg) |
|-------------------|----------------|-------------------------|-----------------|---|
| Back              | LTE Band 2     | 1.037                   | PCE             | 1.274   |
|                   | WLAN 2.4 GHz   | 0.237                   | DTS             |   |

**Note:**

- The highest simultaneous transmission is scalar summation of Reported standalone SAR per FCC KDB 690783 D01 v01r03, and scalar SAR summation of all possible simultaneous transmission scenarios are < 1.6W/kg.
- This device is compliance with Specific Absorption Rate (SAR) for general population/uncontrolled exposure limits (1.6 W/kg) specified in FCC 47 CFR part 2 (2.1093) and ANSI/IEEE C95.1-2005, and had been tested in accordance with the measurement methods and procedures specified in IEEE 1528-2013.
- For FDD-LTE Band 17 is full covered by FDD-LTE Band 12, so only FDD-LTE Band 12 was tested.
- For FDD-LTE Band 4 is full covered by FDD-LTE Band 66, so only FDD-LTE Band 66 was tested.

## 5 General Information

### 5.1 Client Information

|                          |  |
|--------------------------|--|
| Applicant:               | SKY PHONE LLC  |
| Address of Applicant:    | 1348 Washington Av. Suite 350, Miami Beach, FL 33139 |
| Manufacturer:            | SKY PHONE LLC  |
| Address of Manufacturer: | 1348 Washington Av. Suite 350, Miami Beach, FL 33139 |

### 5.2 General Description of EUT

|                          |   |   |   |  |
|--------------------------|---|---|---|--|
| Product Name:            | 4G Smart Phone  |   |   |  |
| Model No.:               | Elite E55Max  |   |   |  |
| Category of device       | Portable device   |   |   |  |
| Operation Frequency:     | 2G :  | GSM850: 824.2~848.8 MHz                           | PCS 1900: 1850.2~1909.8 MHz                                     |  |
|                          | 3G :  | Band II: 1852.4~1907.6 MHz                        | Band V: 826.4~846.6 MHz   |  |
|                          | 4G :  | Band 2 :1850MHz~1910MHz                           | Band 4 :1710MHz~1755MHz   |  |
|                          |   | Band 7: 2500MHz~2570MHz                           | Band 12: 698MHz~716MHz  |  |
|                          |   | Band 17: 704MHz~716MHz                            | Band 66: 1710MHz-1780MHz  |  |
|                          | Wi-Fi:  | 2412MHz~2472MHz                                   |   |  |
|                          | Bluetooth: 2402 MHz ~ 2480 MHz  |   |   |  |
| Modulation technology:   | 2G:   | <input checked="" type="checkbox"/> Voice(GMSK)   | <input checked="" type="checkbox"/> GPRS(GMSK)                  | <input checked="" type="checkbox"/> EGPRS(GMSK, 8PSK)  |
|                          | 3G:   | <input checked="" type="checkbox"/> RCM(QPSK)     | <input checked="" type="checkbox"/> HSUPA(QPSK)                 | <input checked="" type="checkbox"/> HSDPA(QPSK, 16QAM) |
|                          | 4G:   | <input checked="" type="checkbox"/> QPSK          | <input checked="" type="checkbox"/> 16QAM                       | <input checked="" type="checkbox"/> 64QAM              |
|                          | Wi-Fi:  | <input checked="" type="checkbox"/> 802.11b(DSSS) |   | <input checked="" type="checkbox"/> 802.11g/n (OFDM)   |
|                          | Bluetooth:  | <input checked="" type="checkbox"/> BDR(GFSK)     | <input checked="" type="checkbox"/> EDR( $\pi$ /4-DQPSK, 8DPSK) | <input checked="" type="checkbox"/> LE(GFSK)           |
| Antenna Type:            | Internal Antenna  |   |   |  |
| Antenna Gain:            | GSM 850: -2.00 dBi; PCS 1900: -1.20 dBi<br>WCDMA Band V: -2.00 dBi; WCDMA Band II: -1.20 dBi;<br>LTE Band 2: -1.20 dBi; LTE Band 4: -1.00 dBi<br>LTE Band 7: 1.30 dBi; LTE Band 12: -2.20 dBi<br>LTE Band 17: -2.20 dBi; LTE Band 66: -1.10 dBi<br>Bluetooth: 0.50 dBi; 2.4G Wi-Fi: 0.50 dBi; |   |   |  |
| (E)GPRS Class:           | (E)GPRS Class: 12   |   |   |  |
| Dimensions (L*W*H):      | 152 mm (L)× 73 mm (W)× 10 mm (H)  |   |   |  |
| Accessories information: | Adapter:<br>Input: AC100-240V, 50/60Hz, 0.2A<br>Output: DC 5.0V, 1A   |   | Battery:<br>Rechargeable Li-ion Battery<br>3.8V/2500mAh         |  |
|                          |   |   | Headset:<br>Support headset                                     |  |

**5.3 Maximum RF Output Power**

| Mode               | Average Power (dBm) |          |
|--------------------|---------------------|----------|
|                    | GSM 850             | GSM 1900 |
| GSM (Voice)        | 33.16               | 30.15    |
| GPRS (1 TX Slot)   | 33.07               | 30.11    |
| GPRS (2 TX Slots)  | 31.00               | 27.97    |
| GPRS (3 TX Slots)  | 29.05               | 26.39    |
| GPRS (4 TX Slots)  | 26.83               | 24.34    |
| EGPRS (1 TX Slot)  | 26.22               | 26.23    |
| EGPRS (2 TX Slots) | 25.92               | 25.74    |
| EGPRS (3 TX Slots) | 24.50               | 24.05    |
| EGPRS (4 TX Slots) | 21.79               | 22.68    |

| Mode             | Average Power (dBm) |               |
|------------------|---------------------|---------------|
|                  | WCDMA Band V        | WCDMA Band II |
| AMR 12.2 kbps    | 22.74               | 23.19         |
| RMC 12.2 kbps    | 22.78               | 23.21         |
| HSDPA Sub-test 1 | 22.32               | 22.90         |
| HSDPA Sub-test 2 | 22.20               | 22.55         |
| HSDPA Sub-test 3 | 21.50               | 22.17         |
| HSDPA Sub-test 4 | 21.51               | 22.39         |
| HSUPA Sub-test 1 | 20.68               | 20.58         |
| HSUPA Sub-test 2 | 20.81               | 20.97         |
| HSUPA Sub-test 3 | 20.35               | 20.54         |
| HSUPA Sub-test 4 | 20.19               | 20.79         |
| HSUPA Sub-test 5 | 22.11               | 22.97         |

| Mode       | Average Power (dBm) |            |            |             |             |             |
|------------|---------------------|------------|------------|-------------|-------------|-------------|
|            | LTE Band 2          | LTE Band 4 | LTE Band 7 | LTE Band 12 | LTE Band 17 | LTE Band 66 |
| BW/1.4 MHz | 23.34               | 23.52      | /          | 22.96       | /           | 23.24       |
| BW/3.0 MHz | 23.50               | 23.57      | /          | 22.98       | /           | 23.32       |
| BW/5.0 MHz | 23.48               | 23.41      | 23.06      | 22.96       | 22.95       | 23.33       |
| BW/10 MHz  | 23.44               | 23.49      | 22.90      | 22.95       | 22.92       | 23.29       |
| BW/15 MHz  | 23.54               | 23.48      | 22.87      | /           | /           | 23.25       |
| BW/20 MHz  | 23.58               | 23.52      | 23.14      | /           | /           | 23.33       |

| WLAN 2.4 GHz Band Average Power (dBm) |       |       |           |
|---------------------------------------|-------|-------|-----------|
| Mode/Band                             | b     | g     | n (HT-20) |
| WLAN 2.4GHz                           | 14.51 | 13.30 | 12.06     |

| Bluetooth Average Power (dBm) |              |                        |                |             |
|-------------------------------|--------------|------------------------|----------------|-------------|
| Mode/Band                     | 1 Mbps(GFSK) | 2 Mbps( $\pi$ /4DQPSK) | 3 Mbps (8DPSK) | LE (BT 4.0) |
| Bluetooth                     | 7.05         | 7.28                   | 7.86           | -5.48       |

#### 5.4 Environment of Test Site

|                       |             |
|-----------------------|-------------|
| Temperature:          | 18°C ~25 °C |
| Humidity:             | 35%~75% RH  |
| Atmospheric Pressure: | 1010 mbar   |

#### 5.5 Test Sample Plan

| Sample Number | Used for Test Items |
|---------------|---------------------|
| 10#           | SAR                 |

*Remark: JianYan Testing Group Shenzhen Co., Ltd. is only responsible for the test project data of the above samples, and will keep the above samples for a month.*

#### 5.6 Test Location

JianYan Testing Group Shenzhen Co., Ltd.  
 No.101, Building 8, Innovation Wisdom Port, No.155 Hongtian Road, Huangpu Community, Xinqiao Street,  
 Bao'an District, Shenzhen, Guangdong, People's Republic of China.  
 Tel: +86-755-23118282, Fax: +86-755-23116366  
 Email: info-JYTee@lets.com, Website: <http://www.ccis-cb.com>



## 6 Introduction

### 6.1 Introduction

SAR is related to the rate at which energy is absorbed per unit mass in an object exposed to a radio field. The SAR distribution in a biological body is complicated and is usually carried out by experimental techniques or numerical modeling. The standard recommends limits for two tiers of groups, occupational/controlled and general population/uncontrolled, based on a person's awareness and ability to exercise control over his or her exposure. In general, occupational/controlled exposure limits are higher than the limits for general population/uncontrolled.

### 6.2 SAR Definition

The SAR definition is the time derivative (rate) of the incremental energy (dW) absorbed by (dissipated in) an incremental mass (dm) contained in a volume element (dv) of a given density ( $\rho$ ). The equation description is as below:

$$SAR = \frac{d}{dt} \left( \frac{dU}{dm} \right) = \frac{d}{dt} \left( \frac{dU}{\rho dv} \right)$$

SAR is expressed in units of Watts per kilogram (W/kg)

SAR measurement can be either related to the temperature elevation in tissue by

$$SAR = C \left( \frac{\delta T}{\delta t} \right)$$

Where: C is the specific heat capacity,  $\delta T$  is the temperature rise and  $\delta t$  is the exposure duration, or related to the electrical field in the tissue by

$$SAR = \frac{\sigma \cdot E^2}{\rho}$$

Where:  $\sigma$  is the conductivity of the tissue,  $\rho$  is the mass density of the tissue and E is the RMS electrical field strength. However for evaluating SAR of low power transmitter, electrical field measurement is typically applied.

## 7 RF Exposure Limits

### 7.1 Uncontrolled Environment

Uncontrolled Environments are defined as locations where there is the exposure of individuals who have no knowledge or control of their exposure. The general population/uncontrolled exposure limits are applicable to situations in which the general public may be exposed or in which persons who are exposed as a consequence of their employment may not be made fully aware of the potential for exposure or cannot exercise control over their exposure. Members of the general public would come under this category when exposure is not employment-related; for example, in the case of a wireless transmitter that exposes persons in its vicinity.

### 7.2 Controlled Environment

Controlled Environments are defined as locations where there is exposure that may be incurred by persons who are aware of the potential for exposure, (i.e. as a result of employment or occupation). In general, occupational/controlled exposure limits are applicable to situations in which persons are exposed as a consequence of their employment, who have been made fully aware of the potential for exposure and can exercise control over their exposure. This exposure category is also applicable when the exposure is of a transient nature due to incidental passage through a location where the exposure levels may be higher than the general population/uncontrolled limits, but the exposed person is fully aware of the potential for exposure and can exercise control over his or her exposure by leaving the area or by some other appropriate means.

### 7.3 RF Exposure Limits

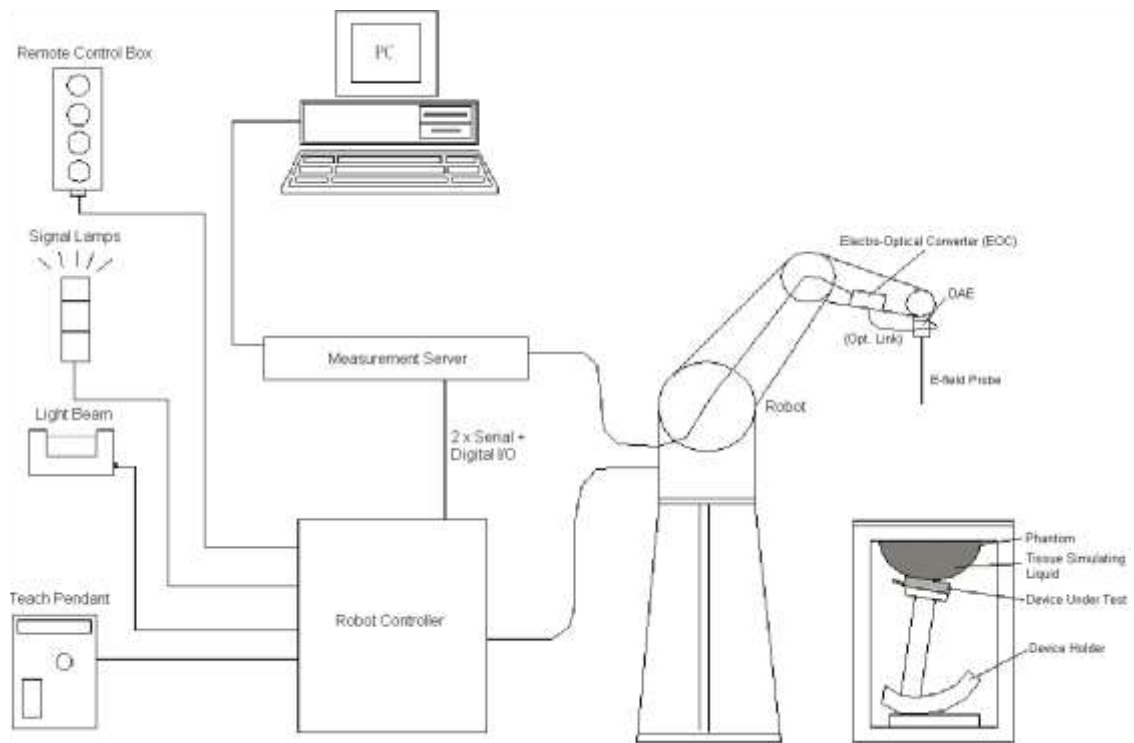
#### SAR Human Exposure Specified in ANSI/IEEE C95.1-1992 and Health Canada Safety Code 6

| HUMAN EXPOSURE LIMITS                           |   |   |
|---|---|---|
|   | UNCONTROLLED ENVIRONMENT<br><i>General Population</i><br>(W/kg) or (mW/g) | CONTROLLED ENVIRONMENT<br><i>Occupational</i><br>(W/kg) or (mW/g) |
| SPATIAL PEAK SAR<br>Brain                       | 1.6   | 8.0   |
| SPATIAL AVERAGE SAR<br>Whole Body               | 0.08  | 0.4   |
| SPATIAL PEAK SAR<br>Hands, Feet, Ankles, Wrists | 4.0   | 20  |

**Note:**

1. The Spatial Peak value of the SAR averaged over any 1 gram of tissue (defined as a tissue volume in the shape of a cube) and over the appropriate averaging time.
2. The Spatial Average value of the SAR averaged over the whole body.
3. The Spatial Peak value of the SAR averaged over any 10 grams of tissue (defined as a tissue volume in the shape of a cube) and over the appropriate averaging time.

## 8 SAR Measurement System



**Fig. 8.1 SPEAG DASY System Configurations**

The DASY system for performance compliance tests is illustrated above graphically. This system consists of the following items:


- A standard high precision 6-axis robot with controller, a teach pendant and software
- A data acquisition electronic (DAE) attached to the robot arm extension
- A dosimetric probe equipped with an optical surface detector system
- The electro-optical converter (EOC) performs the conversion between optical and electrical signals
- A measurement server performs the time critical tasks such as signal filtering, control of the robot operation and fast movement interrupts.
- A probe alignment unit which improves the accuracy of the probe positioning
- A computer operating Windows XP
- DASY software
- Remote control with teach pendant and additional circuitry for robot safety such as warning lamps, etc.
- The SAM twin phantom
- A device holder
- Tissue simulating liquid
- Dipole for evaluating the proper functioning of the system

Component details are described in the following sub-sections.

**8.1 E-Field Probe**

The SAR measurement is conducted with the dosimetric probe (manufactured by SPEAG). The probe is specially designed and calibrated for use in liquid with high permittivity. The dosimetric probe has special calibration in liquid at different frequency. This probe has a built in optical surface detection system to prevent from collision with phantom.

➤ **E-Field Probe Specification  
<EX3DV4 Probe>**

|                              |   |   |
|------------------------------|---|---|
| <b>Construction</b>          | Symmetrical design with triangular core Built-in shielding against static charges PEEK enclosure material (resistant to organic solvents, e.g., DGBE) |  |
| <b>Frequency Directivity</b> | 10 MHz to 6 GHz; Linearity: ± 0.2 dB ± 0.3 dB in HSL (rotation around probe axis) ± 0.5 dB in tissue material (rotation normal to probe axis)         |   |
| <b>Dynamic Range</b>         | 10 µW/g to 100 mW/g; Linearity: ± 0.2 dB (noise: typically < 1 µW/g)  |   |
| <b>Dimensions</b>            | Overall length: 330 mm (Tip: 20mm) Tip diameter: 2.5 mm (Body: 12mm) Typical distance from probe tip to dipole centers: 1 mm                          |   |


**Fig. 8.2 Photo of E-Field Probe**

➤ **E-Field Probe Calibration**

Each probe needs to be calibrated according to a dosimetric assessment procedure with accuracy better than ± 10%. The spherical isotropy shall be evaluated and within ± 0.25 dB. The sensitivity parameters (Norm X, Norm Y and Norm Z), the diode compression parameter (DCP) and the conversion factor (ConvF) of the probe are tested. The calibration data can be referred to appendix E of this report.

**8.2 Data Acquisition Electronics (DAE)**

The Data acquisition electronics (DAE) consists of a highly sensitive electrometer-grade preamplifier with auto-zeroing, a channel and gain-switching multiplexer, a fast 16 bit AD-converter and a command decoder and control logic unit. Transmission to the measurement server is accomplished through an optical downlink for data and status information as well as an optical uplink for commands and the clock. The input impedance of the DAE is 200 MOhm; the inputs are symmetrical and floating. Common mode rejection is above 80 dB.



**Fig. 8.3 Photo of DAE**

### 8.3 Robot

The SPEAG DASY system uses the high precision robots (DASY5: TX60L) type from Stäubli SA (France). For the 6-axis controller system, the robot controller version (DASY5: CS8c) from Stäubli is used. The Stäubli robot series have many features that are important for our application:

- High precision (repeatability 0.02 mm)
- High reliability (industrial design)
- Low maintenance costs (virtually maintenance free due to direct drive gears; nobelt drives)
- Jerk-free straight movements
- Low ELF interference (motor control fields shielded via the closed metallic construction shields)



Fig. 8.4 Photo of Robot

### 8.4 Measurement Server

The measurement server is based on a PC/104 CPU board with CPU (DASY 5: 400MHz, Intel Celeron), chip-disk (DASY5: 128 MB), RAM (DASY5: 128 MB). The necessary circuits for communication with the DAE electronic box, as well as the 16 bit AD converter system for optical detection and digital I/O interface are contained on the DASY I/O board, which is directly connected to the PC/104 bus of the CPU board. The measurement server performs all the real-time data evaluation for field measurements and surface detection, controls robot movements and handles safety operations.



Fig. 8.5 Photo of Server for DASY5

### 8.5 Light Beam Unit


The light beam switch allows automatic "tooling" of the probe. During the process, the actual position of the probe tip with respect to the robot arm is measured, as well as the probe length and the horizontal probe offset. The software then corrects all movements, such that the robot coordinates are valid for the probe tip. The repeatability of this process is better than 0.1 mm. If a position has been taught with an aligned probe, the same position will be reached with another aligned probe within 0.1 mm, even if the other probe has different dimensions. During probe rotations, the probe tip will keep its actual position.



Fig. 8.6 Photo of Light Beam

**8.6 Phantom**

**<SAM Twin Phantom>**

|                                  |   |  |
|----------------------------------|---|--|
| <b>Shell Thickness</b>           | 2 ± 0.2 mm;<br>Center ear point: 6 ± 0.2 mm                                   |  |
| <b>Filling Volume Dimensions</b> | Approx. 25 liters<br>Length: 1000mm; Width: 500mm;<br>Height: adjustable feet |  |
| <b>Measurement Areas</b>         | Left Head, Right Head, Flat phantom   |  |

**Fig. 8.7 Photo of SAM Twin Phantom**


The bottom plate contains three pair of bolts for locking the device holder. The device holder positions are adjusted to the standard measurement positions in the three sections. A white cover is provided to tap the phantom during off-periods to prevent water evaporation and changes in the liquid parameters. On the phantom top, three reference markers are provided to identify the phantom position with respect to the robot.

**<ELI4 Phantom >**

The ELI4 phantom is intended for compliance testing of handheld and body-mounted wireless devices in the frequency range of 30MHz to 6 GHz. ELI4 is fully compatible with the latest draft of the standard IEC 62209-2 and all known tissue simulating liquids.

ELI4 has been optimized regarding its performance and can be integrated into a SPEAG standard phantom table. A cover prevents evaporation of the liquid. Reference markings on the phantom allow installation of the complete setup, including all predefined phantom positions and measurement grids, by teaching three points. The phantom can be used with the following tissue simulating liquids:

- Water-sugar based liquids can be left permanently in the phantom. Always cover the liquid if the system is not in use; otherwise the parameters will change due to water evaporation.
- DGBE based liquids should be used with care. As DGBE is a softener for most plastics, the liquid should be taken out of the phantom and the phantom should be dried when the system is not in use (desirable at least once a week).
- Do not use other organic solvents without previously testing the phantom resistiveness



**Fig.8.8 Photo of ELI4 Phantom**

**8.7 Device Holder**

**<Device Holder for SAM Twin Phantom>**

The SAR in the phantom is approximately inversely proportional to the square of the distance between the source and the liquid surface. For a source at 5 mm distance, a positioning uncertainty of  $\pm 0.5$  mm would produce a SAR uncertainty of  $\pm 20$  %. Accurate device positioning is therefore crucial for accurate and repeatable measurements. The positions in which the devices must be measured are defined by the standards. The DASY device holder is designed to cope with different positions given in the standard. It has two scales for the device rotation (with respect to the body axis) and the device inclination (with respect to the line between the ear reference points). The rotation center for both scales is the ear reference point (ERP). Thus the device needs no repositioning when changing the angles. The DASY device holder is constructed of low-low POM material having the following dielectric parameters: relative permittivity  $\epsilon = 3$  and loss tangent  $\delta = 0.02$ . The amount of dielectric material has been reduced in the closest vicinity of the device, since measurements have suggested that the influence of the clamp on the test results could thus be lowered.



**Fig. 8.9 Photo of Device Holder**

## 8.8 Data storage and Evaluation

### ➤ Data Storage

The DASY software stores the assessed data from the data acquisition electronics as raw data (in microvolt readings from the probe sensors), together with all the necessary software parameters for the data evaluation (probe calibration data, liquid parameters and device frequency and modulation data) in measurement files. The post-processing software evaluates the desired unit and format for output each time the data is visualized or exported. This allows verifications of the complete software setup even after the measurement and allows correction of erroneous parameter settings. For example, if a measurement has been performed with an incorrect crest factor parameter in the device setup, the parameter can be corrected afterwards and the data can be reevaluated.

The measured data can be visualized or exported in different units or formats, depending on the selected probe type (e.g., [V/m], [mW/g]). Some of these units are not available in certain situations or give meaningless results, e.g., a SAR-output in a non-lose media, will always be zero. Raw data can also be exported to perform the evaluation with other software packages.

### ➤ Data Evaluation

The DASY post-processing software (SEMCAD) automatically executes the following procedures to calculate the field units from the microvolt readings at the probe connector. The parameters used in the evaluation are stored in the configuration modules of the software:

|                           |                           |   |
|---------------------------|---------------------------|---|
| <b>Probe Parameters:</b>  | - Sensitivity             | Norm <sub>i</sub> , a <sub>i0</sub> , a <sub>i1</sub> , a <sub>i2</sub> |
|                           | - Conversion              | ConvF <sub>i</sub>  |
|                           | - Diode compression point | dcp <sub>i</sub>  |
| <b>Device Parameters:</b> | - Frequency               | f   |
|                           | - Crest                   | cf  |
| <b>Media Parameters:</b>  | - Conductivity            | σ   |
|                           | - Density                 | ρ   |

These parameters must be set correctly in the software. They can be found in the component documents or they can be imported into the software from the configuration files issued for the DASY components. In the direct measuring mode of the multi-meter option, the parameters of the actual system setup are used. In the scan visualization and export modes, the parameters stored in the corresponding document files are used.

The first step of the evaluation is a linearization of the filtered input signal to account for the compression characteristics of the detector diode. The compensation depends on the input signal, the diode type and the DC-transmission factor from the diode to the evaluation electronics. If the exciting field is pulsed, the crest factor of the signal must be known to correctly compensate for peak power.



The formula for each channel can be given as:

$$V_i = U_i + U_i^2 \cdot \frac{cf}{dcp_i}$$

With  $V_i$  = compensated signal of channel i, (i = x, y, z)  
 $U_i$  = input signal of channel i, (i = x, y, z)  
 cf = crest factor of exciting field (DASY parameter)  
 $dcp_i$  = diode compression point (DASY parameter)

From the compensated input signals, the primary field data for each channel can be evaluated:

$$\text{E- Field Probes: } E_i = \sqrt{\frac{V_i}{\text{Norm}_i \cdot \text{ConvF}}}$$

$$\text{H-Field Probes: } H_i = \sqrt{V_i} \cdot \frac{a_{i0} + a_{i1}f + a_{i2}f^2}{f}$$

With  $V_i$  = compensated signal of channel i, (i = x, y, z)  
 $\text{Norm}_i$  = sensor sensitivity of channel i, (i = x, y, z),  $\mu\text{V}/(\text{V/m})^2$   
 ConvF = sensitivity enhancement in solution  
 $a_{ij}$  = sensor sensitivity factors for H-field probes  
 f = carrier frequency (GHz)  
 $E_i$  = electric field strength of channel i in V/m  
 $H_i$  = magnetic field strength of channel i in A/m

The RSS value of the field components gives the total field strength (Hermitian magnitude):

$$E_{tot} = \sqrt{E_x^2 + E_y^2 + E_z^2}$$

The primary field data are used to calculate the derived field units.

$$SAR = E_{tot}^2 \cdot \frac{\sigma}{\rho \cdot 1000}$$

With SAR = local specific absorption rate in mW/g  
 $E_{tot}$  = total field strength in V/m  
 $\sigma$  = conductivity in (mho/m) or (Siemens/m)  
 $\rho$  = equipment tissue density in  $\text{g/cm}^3$

Note that the density is set to 1, to account for actual head tissue density rather than the density of the tissue simulating liquid.

## 8.9 Test Equipment List


| Manufacturer  | Equipment Description                  | Model           | S/N                       | Cal. Information |            |
|---------------|--|-----------------|---------------------------|------------------|------------|
|               |  |                 |                           | Last Cal.        | Due Date   |
| SPEAG         | 750MHz System Validation Kit           | D750V3          | 1118                      | 05.28.2020       | 05.27.2023 |
| SPEAG         | 835MHz System Validation Kit           | D835V2          | 4d154                     | 06.11.2019       | 06.10.2022 |
| SPEAG         | 1750MHz System Validation Kit          | D1750V2         | 1177                      | 02.10.2021       | 02.09.2024 |
| SPEAG         | 1900MHz System Validation Kit          | D1900V2         | 5d175                     | 06.11.2019       | 06.10.2022 |
| SPEAG         | 2450MHz System Validation Kit          | D2450V2         | 910                       | 06.10.2019       | 06.09.2022 |
| SPEAG         | 2600MHz System Validation Kit          | D2600V2         | 1114                      | 11.05.2018       | 11.04.2021 |
| SPEAG         | Data Acquisition Electronics           | DAE4            | 1373                      | 07.27.2020       | 07.26.2021 |
| SPEAG         | Dosimetric E-Field Probe               | EX3DV4          | 3924                      | 09.23.2020       | 09.22.2021 |
| SPEAG         | DASY 52 Measurement Software           | DASY 52         | Version<br>52.10.4.1527   | N.C.R            | N.C.R      |
| SPEAG         | DASY 52 File Conversion Software       | SEMCAD X        | Version 14.6.14<br>(7483) | N.C.R            | N.C.R      |
| SPEAG         | Phantom                                | Twin Phantom    | 1765                      | N.C.R            | N.C.R      |
| SPEAG         | Phantom                                | ELI V5.0        | 1208                      | N.C.R            | N.C.R      |
| SPEAG         | Phone Positioner                       | N/A             | N/A                       | N.C.R            | N.C.R      |
| Stäubli       | Robot                                  | TX60L           | F13/5P6VB1/A/01           | N.C.R            | N.C.R      |
| Anritsu       | Universal Radio Communication Analyzer | MT8820C         | 6201060814                | 03.03.2021       | 03.02.2022 |
| R&S           | Universal Radio Communication Tester   | CMU200          | 113097                    | 06.18.2020       | 06.17.2021 |
| HP            | Network Analyzer                       | 8753D           | 3410A06291                | 06.18.2020       | 06.17.2021 |
| KEYSIGHT      | EPM Series Power Meter                 | N1914A          | MY60400002                | 11.12.2020       | 11.11.2021 |
| KEYSIGHT      | E-Series Power Sensor                  | E9300H          | MY60310002                | 07.31.2020       | 07.30.2021 |
| KEYSIGHT      | E-Series Power Sensor                  | E9300H          | MY60340003                | 08.21.2020       | 08.20.2021 |
| R&S           | Signal Generator                       | N5182A          | MY49060014                | 11.16.2020       | 11.15.2021 |
| Huber Suhner  | RF Cable                               | SUCOFLEX        | 12341                     | See Note 3       |            |
| Huber Suhner  | RF Cable                               | SUCOFLEX        | 17268                     | See Note 3       |            |
| Huber Suhner  | RF Cable                               | SUCOFLEX        | 2080                      | See Note 3       |            |
| Weinschel     | Attenuator                             | 23-3-34         | BL5513                    | See Note 3       |            |
| Anritsu       | Directional Coupler                    | MP654A          | 100217491                 | See Note 3       |            |
| SPEAG         | Dielectric Assessment Kit              | 3.5 Probe       | 1119                      | See Note 4       |            |
| SPEAG         | DAK Measurement Software               | DAK             | Version: DAK 3.5          | N.C.R            |            |
| Mini-circuits | Low Noise Amplifier                    | Power amplifier | LNA-00500200-2515         | See Note 5       |            |

**Note:**


- The calibration certificate of DASY can be referred to appendix C of this report.
- Referring to KDB 865664 D01v01r04, the dipole calibration interval can be extended to 3 years with justification. The dipoles are also not physically damaged, or repaired during the interval.
- The Insertion Loss calibration of Dual Directional Coupler and Attenuator were characterized via the network analyzer and compensated during system check.
- The dielectric probe kit was calibrated via the network analyzer, with the specified procedure (calibrated in pure water) and calibration kit (standard) short circuit, before the dielectric measurement. The specific procedure and calibration kit are provided by Speag.
- In system check we need to monitor the level on the spectrum analyzer, and adjust the power amplifier level to have precise power level to the dipole; the measured SAR will be normalized to 1 W input power according to the ratio of 1 W to the input power to the dipole. For system check, the calibration of the power amplifier is deemed not critically required for correct measurement; the spectrum analyzer is critical and we do have calibration for it
- Attenuator insertion loss is calibrated by the network Analyzer, which the calibration is valid, before system check.
- N.C.R means No Calibration Requirement.

## 9 Tissue Simulating Liquids


For the measurement of the field distribution inside the SAM phantom with DASY, the phantom must be filled with around 25 liters of homogeneous body tissue simulating liquid. For head SAR testing, the liquid height from the ear reference point (ERP) of the phantom to the liquid top surface is larger than 15 cm, which is shown in Fig. 9.1, for body SAR testing, the liquid height from the center of the flat phantom to liquid top surface is larger than 15 cm, which is shown in Fig. 9.2.




**Fig. 9.1 Photo of Liquid Height for Head SAR (700MHz~1000MHz)(depth>15cm)**




**Fig. 9.2 Photo of Liquid Height for Body SAR (700MHz~1000MHz)(depth>15cm)**




**Fig. 9.3 Photo of Liquid Height for Head SAR (1700MHz~2000MHz)(depth>15cm)**



**Fig. 9.4 Photo of Liquid Height for Body SAR (1700MHz~2000MHz)(depth>15cm)**



**Fig. 9.5 Photo of Liquid Height for Head SAR (2000MHz~2600MHz)(depth>15cm)**



**Fig. 9.6 Photo of Liquid Height for Body SAR (2000MHz~2600MHz)(depth>15cm)**

The relative permittivity and conductivity of the tissue material should be within  $\pm 5\%$  of the values given in the table below recommended by the FCC OET 65 supplement C and RSS 102 Issue 5.

| Target Frequency (MHz) | $\epsilon_r$ | $\sigma$ (S/m) |
|------------------------|--------------|----------------|
| 150                    | 52.3         | 0.76           |
| 300                    | 45.3         | 0.87           |
| 450                    | 43.5         | 0.87           |
| 835                    | 41.5         | 0.90           |
| 900                    | 41.5         | 0.97           |
| 915                    | 41.5         | 0.98           |
| 1450                   | 40.5         | 1.20           |
| 1610                   | 40.3         | 1.29           |
| 1800-2000              | 40.0         | 1.40           |
| 2450                   | 39.2         | 1.80           |
| 3000                   | 38.5         | 2.40           |
| 5800                   | 35.3         | 5.27           |

(  $\epsilon_r$  = relative permittivity,  $\sigma$  = conductivity and  $\rho = 1000 \text{ kg/m}^3$ )

The dielectric parameters of liquids were verified prior to the SAR evaluation using a Speag Dielectric Probe Kit and an Agilent Network Analyzer.

The following table shows the measuring results for simulating liquid.

| Frequency (MHz) | Liquid Temp. (°C) | Conductivity ( $\sigma$ ) | Permittivity ( $\epsilon_r$ ) | Conductivity Target( $\sigma$ ) | Permittivity Target( $\epsilon_r$ ) | Delta ( $\sigma$ )% | Delta ( $\epsilon_r$ )% | Limit (%) | Date (mm/dd/yy) |
|-----------------|-------------------|---------------------------|-------------------------------|---------------------------------|-------------------------------------|---------------------|-------------------------|-----------|-----------------|
| 750             | 23.4              | 0.86                      | 42.19                         | 0.89                            | 41.9                                | -3.37               | 0.69                    | ±5        | 06.07.2021      |
| 835             | 23.4              | 0.88                      | 41.60                         | 0.90                            | 41.5                                | -2.22               | 0.24                    | ±5        | 06.07.2021      |
| 1750            | 23.8              | 1.34                      | 40.32                         | 1.37                            | 40.1                                | -2.19               | 0.55                    | ±5        | 06.11.2021      |
| 1900            | 23.8              | 1.40                      | 39.69                         | 1.40                            | 40.0                                | 0.00                | -0.78                   | ±5        | 06.11.2021      |
| 2450            | 23.2              | 1.78                      | 39.95                         | 1.80                            | 39.2                                | -1.1                | 1.91                    | ±5        | 06.09.2021      |
| 2600            | 22.9              | 2.02                      | 38.17                         | 1.96                            | 39.0                                | 3.06                | -2.13                   | ±5        | 06.16.2021      |

## 10 SAR System Verification

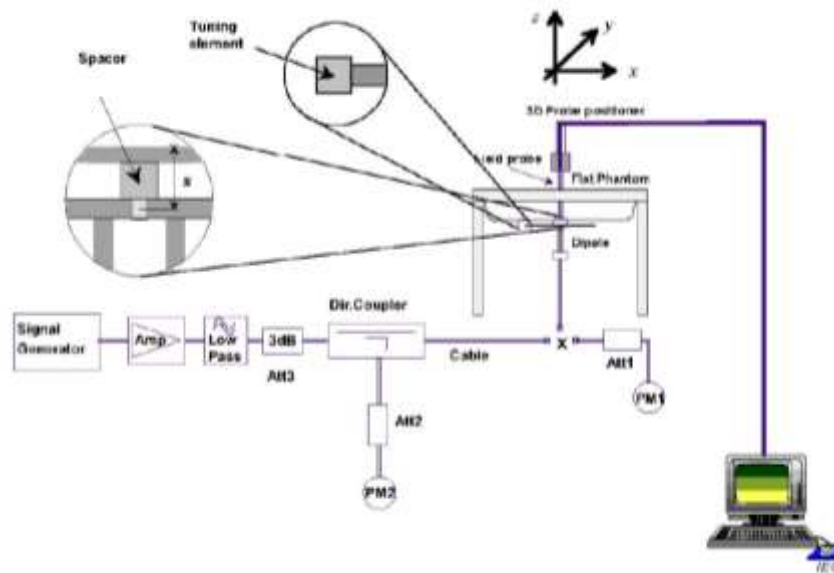
Each DASY system is equipped with one or more system validation kits. These units, together with the predefined measurement procedures within the DASY software, enable the user to conduct the system performance check and system validation. System validation kit includes a dipole, tripod holder to fix it underneath the flat phantom and a corresponding distance holder.

### ➤ Purpose of System Performance check


The system performance check verifies that the system operates within its specifications. System and operator errors can be detected and corrected. It is recommended that the system performance check be performed prior to any usage of the system in order to guarantee reproducible results. The system performance check uses normal SAR measurements in a simplified setup with a well characterized source. This setup was selected to give a high sensitivity to all parameters that might fail or vary over time. The system check does not intend to replace the calibration of the components, but indicates situations where the system uncertainty is exceeded due to drift or failure.

### ➤ System Setup

In the simplified setup for system evaluation, the EUT is replaced by a calibrated dipole and the power source is replaced by a continuous wave that comes from a signal generator. The calibrated dipole must be placed beneath the flat phantom section of the SAM twin phantom with the correct distance holder. The distance holder should touch the phantom surface with a light pressure at the reference marking and be oriented parallel to the long side of the phantom. The equipment setup is shown below:



**Fig.10.1 System Verification Setup Diagram**



**Fig.10.2 Photo of Dipole setup**

➤

➤ **System Verification Results**

Comparing to the original SAR value provided by SPEAG, the verification data should be within its specification of 10%. The table as below indicates the system performance check can meet the variation criterion and the plots can be referred to Appendix C of this report.

| Date (mm/dd/yy) | Frequency (MHz) | Power fed onto dipole (mW) | Measured 1g SAR (W/kg) | Normalized to 1W 1g SAR (W/kg) | 1W Target 1g SAR (W/kg) | Deviation (%) |
|-----------------|-----------------|----------------------------|------------------------|--------------------------------|-------------------------|---------------|
| 06.07.2021      | 750             | 80                         | 0.682                  | 8.53                           | 8.37                    | 1.91          |
| 06.07.2021      | 835             | 80                         | 0.761                  | 9.51                           | 9.49                    | 0.21          |
| 06.11.2021      | 1750            | 40                         | 1.42                   | 35.50                          | 36.4                    | -2.47         |
| 06.11.2021      | 1900            | 40                         | 1.63                   | 40.75                          | 39.4                    | 3.43          |
| 06.09.2021      | 2450            | 40                         | 2.08                   | 52.00                          | 52.6                    | -1.14         |
| 06.16.2021      | 2600            | 40                         | 2.41                   | 60.25                          | 56.3                    | 7.02          |

## 11 EUT Testing Position

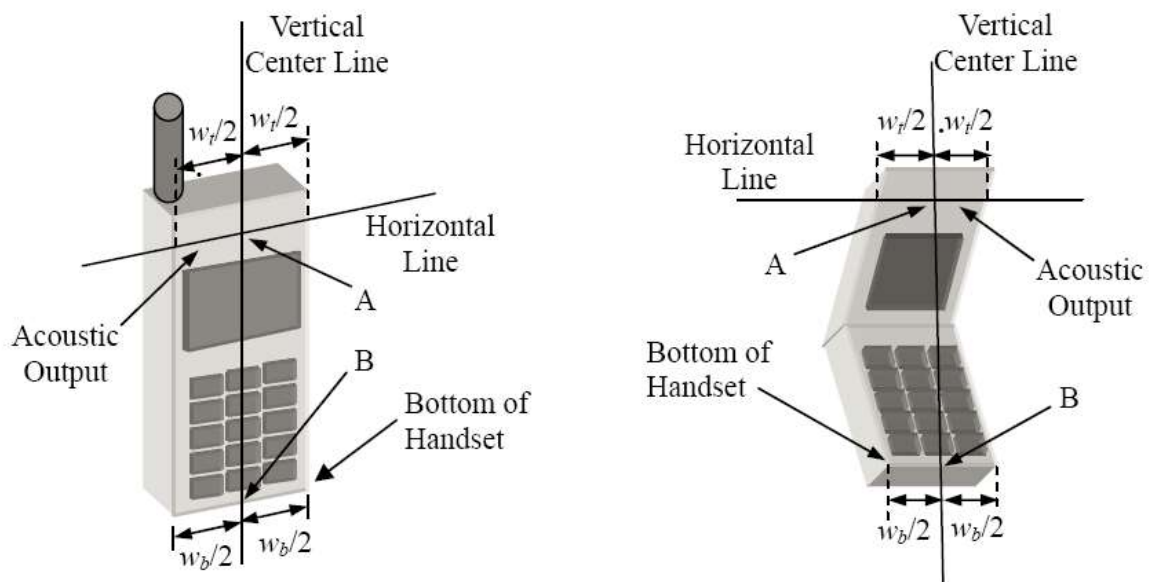
This EUT was tested in ten different positions. They are right cheek/right tilted/left cheek/left tilted for head, Front/Back/Left Side /Right Side/Top Side/Bottom Side of the EUT with phantom 10 mm gap, as illustrated below, please refer to Appendix B for the test setup photos.

### 11.1 Handset Reference Points

- The vertical centreline passes through two points on the front side of the handset – the midpoint of the width  $w_t$  of the handset at the level of the acoustic output, and the midpoint of the width  $w_b$  of the bottom of the handset.
- The horizontal line is perpendicular to the vertical centreline and passes the center of the acoustic output. The horizontal line is also tangential to the handset at point A.
- The two lines intersect at point A. Note that for many handsets, point A coincides with the center of the acoustic output; however, the acoustic output may be located elsewhere on the horizontal line. Also note that the vertical centreline is not necessarily parallel to the front face of the handset, especially for clamshell handsets, handsets with flip covers, and other irregularly shaped handsets.



**Fig.11.1 Illustration for Front, Back and Side of SAM Phantom**



**Fig. 11.2 Illustration for Handset Vertical and Horizontal Reference Lines**



**11.2 Positioning for Cheek / Touch**

- To position the device with the vertical center line of the body of the device and the horizontal line crossing the center piece in a plane parallel to the sagittal plane of the phantom. While maintaining the device in this plane, align the vertical center line with the reference plane containing the three ear and mouth reference point (M: Mouth, RE: Right Ear and LE: Left Ear) and align the center of the ear piece with the line RE-LE.
- To move the device towards the phantom with the ear piece aligned with the line LE-RE until the phone touched the ear. While maintaining the device in the reference plane and maintaining the phone contact with the ear, move the bottom of the phone until any point on the front side is in contact with the cheek of the phantom or until contact with the ear is lost (see below figure)



**Fig. 11.3 Illustration for Cheek Position**

**11.3 Positioning for Ear / 15° Tilt**

- To position the device in the “cheek” position described above.
- While maintaining the device the reference plane described above and pivoting against the ear, moves it outward away from the mouth by an angle of 15 degrees or until contact with the ear is lost (see figure below).



**Fig.11.4 Illustration for Tilted Position**


**11.4 SAR Evaluations near the Mouth/Jaw Regions of the SAM Phantom**

Antennas located near the bottom of a phone may require SAR measurements around the mouth and jaw regions of the SAM head phantom. This typically applies to clam-shell style phones that are generally longer in the unfolded normal use positions or to certain older style long rectangular phones.

Under these circumstances, the following procedures apply, adopted from the FCC guidance on SAR handsets document FCC KDB Publication 648474 D04v01r03. The SAR required in these regions of SAM should be measured using a flat phantom. The phone should be positioned with a separation distance of 4 mm between the ear reference point (ERP) and the outer surface of the flat phantom shell. While maintaining this distance at the ERP location, the low (bottom) edge of the phone should be lowered from the phantom to establish the same separation distance between the peak SAR locations identified by the truncated partial SAR distribution measured with the SAM phantom. The distance from the peak SAR location to the phone is determined by the straight line passing perpendicularly through the phantom surface. When it is not feasible to maintain 4 mm separation at the ERP while also establishing the required separation at the peak SAR location, the top edge of the phone will be allowed to touch the phantom with a separation < 4 mm at the ERP. The phone should not be tilted to the left or right while placed in this inclined position to the flat phantom.

**11.5 Body Worn Accessory Configurations**

- To position the device parallel to the phantom surface with either keypad up or down.
- To adjust the device parallel to the flat phantom.
- To adjust the distance between the device surface and the flat phantom to 10 mm or holster surface and the flat phantom to 0 mm.

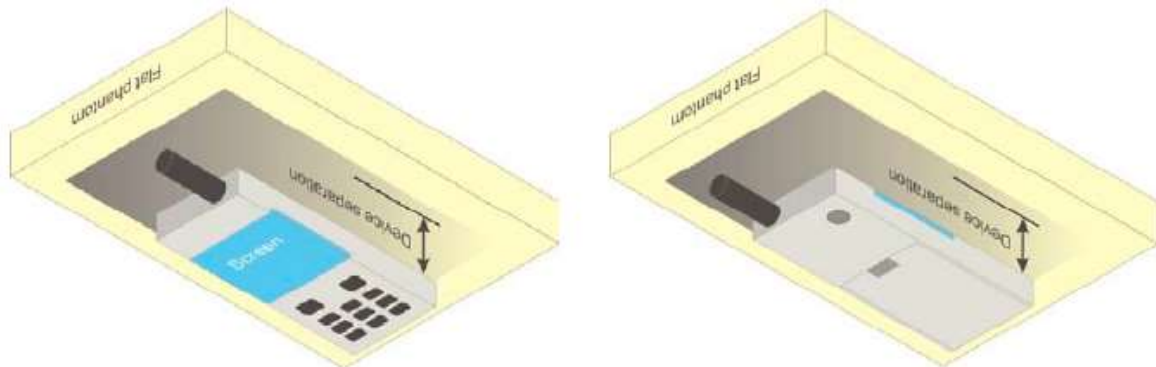


**Fig.11.5 Illustration for Body Worn Position**

**11.6 Wireless Router (Hotspot) Configurations**

Some battery-operated handsets have the capability to transmit and receive internet connectivity through simultaneous transmission of WIFI in conjunction with a separate licensed transmitter. The FCC has provided guidance in KDB Publication 941225 D06 where SAR test considerations for handsets ( $L \times W \geq 9 \text{ cm} \times 5 \text{ cm}$ ) are based on a composite test separation distance of 10 mm from the front, back and edges of the device with antennas 2.5 cm or closer to the edge of the device, determined from general mixed use conditions for this type of devices. Since the hotspot SAR results may overlap with the body-worn accessory SAR requirements, the more conservative configurations can be considered, thus excluding some body-worn accessory SAR tests.

When the user enables the personal wireless router functions for the handset, actual operations include simultaneous transmission of both the WIFI transmitter and another licensed transmitter. Both transmitters often do not transmit at the same transmitting frequency and thus cannot be evaluated for SAR under actual use conditions. Therefore, SAR must be evaluated for each frequency transmission and mode separately and summed with the WIFI transmitter according to KDB 648474 publication procedures. The “Portable Hotspot” feature on the handset was NOT activated, to ensure the SAR measurements were evaluated for a single transmission frequency RF signal.



**Fig.11.6 Illustration for Hotspot Position**

## 12 Measurement Procedures

The measurement procedures are as follows:

<Conducted power measurement>

- For WWAN power measurement, use base station simulator to configure EUT WWAN transition in conducted connection with RF cable, at maximum power in each supported wireless interface and frequency band.
- Read the WWAN RF power level from the base station simulator.
- For WLAN/BT power measurement, use engineering software to configure EUT WLAN/BT continuously transmission, at maximum RF power in each supported wireless interface and frequency band.
- Connect EUT RF port through RF cable to the power meter or spectrum analyzer, and measure WLAN/BT output power.

<Conducted power measurement>

- Use base station simulator to configure EUT WWAN transmission in radiated connection, and engineering software to configure EUT WLAN/BT continuously transmission, at maximum RF power, in the highest power channel.
- Place the EUT in positions as Appendix B demonstrates.
- Set scan area, grid size and other setting on the DASY software.
- Measure SAR results for the highest power channel on each testing position.
- Find out the largest SAR result on these testing positions of each band.
- Measure SAR results for other channels in worst SAR testing position if the Reported SAR or highest power channel is larger than 0.8 W/kg.

According to the test standard, the recommended procedure for assessing the peak spatial-average SAR value consists of the following steps:

- Power reference measurement
- Area scan
- Zoom scan
- Power drift measurement

### 12.1 Spatial Peak SAR Evaluation

The procedure for spatial peak SAR evaluation has been implemented according to the test standard. It can be conducted for 1g and 10g, as well as for user-specific masses. The DASY software includes all numerical procedures necessary to evaluate the spatial peak SAR value.

The base for the evaluation is a “cube” measurement. The measured volume must include the 1g and 10 g cubes with the highest averaged SAR values. For that purpose, the center of the measured volume is aligned to the interpolated peak SAR value of a previously performed area scan.

The entire evaluation of the spatial peak values is performed within the post-processing engine (SEMCAD). The system always gives the maximum values for 1g and 10g cubes. The algorithm to find the cube with highest averaged SAR is divided into the following stages:

- Extraction of the measured data (grid and values) from the Zoom Scan.
- Calculation of the SAR value at every measurement point based on all stored data (A/D values and measurement parameters).
- Generation of a high-resolution mesh within the measured volume.
- Interpolation of all measured values from the measurement grid to the high-resolution grid
- Extrapolation of the entire 3-D field distribution to the phantom surface over the distance from sensor to surface
- Calculation of the averaged SAR within masses of 1g and 10g.

### 12.2 Power Reference Measurement

The Power Reference Measurement and Power Drift Measurement are for monitoring the power drift of the device under test in the batch process. The minimum distance of probe sensors to surface determines the closest measurement point to phantom surface. This distance cannot be smaller than the distance of sensor calibration points to probe tip as defined in the probe properties.

### 12.3 Area & Zoom Scan Procedures

First Area Scan is used to locate the approximate location(s) of the local peak SAR value(s). The measurement grid within an Area Scan is defined by the grid extent, grid step size and grid offset. Next, in order to determine the EM field distribution in a three-dimensional spatial extension, Zoom Scan is required. The Zoom Scan is performed around the highest E-field value to determine the averaged SAR-distribution over 10g. Area scan and zoom scan resolution setting follows KDB 865664 D01v01r04 quoted below.

|  |                                    | $\leq 3$ GHz   | $> 3$ GHz   |  |
|--|------------------------------------|--|---|--|
| Maximum distance from closest measurement point (geometric center of probe sensors) to phantom surface   |                                    | $5 \pm 1$ mm   | $\frac{1}{2} \cdot \delta \cdot \ln(2) \pm 0.5$ mm                            |  |
| Maximum probe angle from probe axis to phantom surface normal at the measurement location  |                                    | $30^\circ \pm 1^\circ$   | $20^\circ \pm 1^\circ$  |  |
| Maximum area scan spatial resolution: $\Delta x_{Area}, \Delta y_{Area}$   |                                    | $\leq 2$ GHz: $\leq 15$ mm<br>2 – 3 GHz: $\leq 12$ mm  | 3 – 4 GHz: $\leq 12$ mm<br>4 – 6 GHz: $\leq 10$ mm                            |  |
|  |                                    | When the x or y dimension of the test device, in the measurement plane orientation, is smaller than the above, the measurement resolution must be $\leq$ the corresponding x or y dimension of the test device with at least one measurement point on the test device. |   |  |
| Maximum zoom scan spatial resolution: $\Delta x_{Zoom}, \Delta y_{Zoom}$   |                                    | $\leq 2$ GHz: $\leq 8$ mm<br>2 – 3 GHz: $\leq 5$ mm*   | 3 – 4 GHz: $\leq 5$ mm*<br>4 – 6 GHz: $\leq 4$ mm*                            |  |
| Maximum zoom scan spatial resolution, normal to phantom surface  | uniform grid: $\Delta z_{Zoom}(n)$ | $\leq 5$ mm  | 3 – 4 GHz: $\leq 4$ mm<br>4 – 5 GHz: $\leq 3$ mm<br>5 – 6 GHz: $\leq 2$ mm    |  |
|  | graded grid                        | $\Delta z_{Zoom}(1)$ : between 1 <sup>st</sup> two points closest to phantom surface   | $\leq 4$ mm   | 3 – 4 GHz: $\leq 3$ mm<br>4 – 5 GHz: $\leq 2.5$ mm<br>5 – 6 GHz: $\leq 2$ mm |
|  |                                    | $\Delta z_{Zoom}(n>1)$ : between subsequent points   | $\leq 1.5 \cdot \Delta z_{Zoom}(n-1)$   |  |
| Minimum zoom scan volume   | x, y, z                            | $\geq 30$ mm   | 3 – 4 GHz: $\geq 28$ mm<br>4 – 5 GHz: $\geq 25$ mm<br>5 – 6 GHz: $\geq 22$ mm |  |
| <p>Note: <math>\delta</math> is the penetration depth of a plane-wave at normal incidence to the tissue medium; see draft standard IEEE P1528-2011 for details.</p> <p>* When zoom scan is required and the <u>reported</u> SAR from the <u>area scan based 1-g SAR estimation</u> procedures of KDB 447498 is <math>\leq 1.4</math> W/kg, <math>\leq 8</math> mm, <math>\leq 7</math> mm and <math>\leq 5</math> mm zoom scan resolution may be applied, respectively, for 2 GHz to 3 GHz, 3 GHz to 4 GHz and 4 GHz to 6 GHz.</p> |                                    |  |   |  |

## 12.4 Volume Scan Procedures

The volume scan is used to assess overlapping SAR distributions for antennas transmitting in different frequency bands. It is equivalent to an oversized zoom scan used in standalone measurements. The measurement volume will be used to enclose all the simultaneous transmitting antennas. For antennas transmitting simultaneously in different frequency bands, the volume scan is measured separately in each frequency band. In order to sum correctly to compute the 1g aggregate SAR, the EUT remains in the same test position for all measurements and all volume scans use the same spatial resolution and grid spacing. When all volume scans are completed, the software, SEMCAD post-processor scans combine and subsequently superpose these measurement data to calculate the multiband SAR.

## 12.5 SAR Averaged Methods

In DASYS, the interpolation and extrapolation are both based on the modified Quadratic Shepard's method. The interpolation scheme combines a least-square fitted function method and a weighted average method which are the two basic types of computational interpolation and approximation.

Extrapolation routines are used to obtain SAR values between the lowest measurement points and the inner phantom surface. The extrapolation distance is determined by the surface detection distance and the probe sensor offset. The uncertainty increases with the extrapolation distance. To keep the uncertainty within 1% for the 1g and 10g cubes, the extrapolation distance should not be larger than 5 mm.

## 12.6 Power Drift Monitoring

All SAR testing is under the EUT with a full charged battery and transmit maximum output power. In DASYS measurement software, the power reference measurement and power drift measurement procedures are used for monitoring the power drift of EUT during SAR test. Both these procedures measure the field at a specified reference position before and after the SAR testing. The software will calculate the field difference in dB. If the power drifts more than 5%, the SAR will be retested.

### 13 Conducted RF Output Power

#### 13.1 GSM Conducted Power

| Band: GSM 850<br>Channel | Burst Average Power (dBm) |              |       | Frame-Average Power(dBm) |              |       |
|--------------------------|---------------------------|--------------|-------|--------------------------|--------------|-------|
|                          | 128                       | 190          | 251   | 128                      | 190          | 251   |
| Frequency (MHz)          | 824.2                     | 836.6        | 848.8 | 824.2                    | 836.6        | 848.8 |
| GSM (GMSK, Voice)        | 33.12                     | <b>33.16</b> | 33.11 | 24.09                    | 24.13        | 24.08 |
| GPRS (GMSK, 1 TX slot)   | 33.05                     | 33.07        | 33.00 | 24.02                    | 24.04        | 23.97 |
| GPRS (GMSK, 2 TX slots)  | 30.98                     | <b>31.00</b> | 30.81 | 24.96                    | <b>24.98</b> | 24.79 |
| GPRS (GMSK, 3 TX slots)  | 29.03                     | 29.05        | 28.90 | 24.77                    | 24.79        | 24.64 |
| GPRS (GMSK, 4 TX slots)  | 26.77                     | 26.83        | 26.71 | 23.76                    | 23.82        | 23.70 |
| EGPRS (8PSK, 1 TX slot)  | 26.22                     | 26.11        | 25.95 | 17.19                    | 17.08        | 16.92 |
| EGPRS (8PSK, 2 TX slots) | 25.92                     | 25.19        | 25.41 | 19.90                    | 19.17        | 19.39 |
| EGPRS (8PSK, 3 TX slots) | 24.21                     | 24.50        | 24.32 | 19.95                    | 20.24        | 20.06 |
| EGPRS (8PSK, 4 TX slots) | 21.57                     | 21.79        | 21.59 | 18.56                    | 18.78        | 18.58 |

**Remark:**

- The frame-averaged power is linearly reported the maximum burst averaged power over 8 time slots. The calculated method are shown as below:  
The duty cycle “x” of different time slots as below:  
1 TX slot is 1/8, 2 TX slots is 2/8, 3 TX slots is 3/8 and 4 TX slots is 4/8  
Based on the calculation formula:  
Frame-averaged power = Burst averaged power + 10 log (x)  
So,  
Frame-averaged power (1 TX slot) = Burst averaged power (1 TX slot)– 9.03  
Frame-averaged power (2 TX slots) = Burst averaged power (2 TX slots)– 6.02  
Frame-averaged power (3 TX slots) = Burst averaged power (3 TX slots)– 4.26  
Frame-averaged power (4 TX slots) = Burst averaged power (4 TX slots) – 3.01
- CS1 coding scheme was used in GPRS conducted power measurements and SAR testing, MCS5 coding scheme was used in EGPRS conducted power measurements and SAR testing (if necessary).

**Note:**

- For Head SAR testing, GSM Voice mode should be evaluated, therefore the EUT was set in GSM 850 Voice mode.
- For Body worn SAR testing, GSM Voice mode should be evaluated, therefore the EUT was set in GSM 850 Voice mode.
- For Hotspot mode SAR testing, GPRS and EGPRS mode should be evaluated, therefore the EUT was set in GPRS 2 TX slots mode due to the highest frame-averaged power.
- Per KDB447498 D01v06, the maximum output power channel is used for SAR testing and for further SAR test reduction.
- The EUT do not support DTM and VoIP function.

| Band: PCS 1900<br>Channel | Burst Average Power (dBm) |        |              | Frame-Average Power(dBm) |        |        |
|---------------------------|---------------------------|--------|--------------|--------------------------|--------|--------|
|                           | 512                       | 661    | 810          | 512                      | 661    | 810    |
| Frequency (MHz)           | 1850.2                    | 1880.0 | 1909.8       | 1850.2                   | 1880.0 | 1909.8 |
| GSM (GMSK, Voice)         | 30.08                     | 30.14  | <b>30.15</b> | 21.05                    | 21.11  | 21.12  |
| GPRS (GMSK, 1 TX slot)    | 30.11                     | 30.09  | 30.11        | 21.08                    | 21.06  | 21.08  |
| GPRS (GMSK, 2 TX slots)   | 27.97                     | 27.84  | 27.66        | 21.95                    | 21.82  | 21.64  |
| GPRS (GMSK, 3 TX slots)   | <b>26.39</b>              | 26.26  | 26.06        | <b>22.13</b>             | 22.00  | 21.80  |
| GPRS (GMSK, 4 TX slots)   | 24.34                     | 24.18  | 23.96        | 21.33                    | 21.17  | 20.95  |
| EGPRS (8PSK, 1 TX slot)   | 25.25                     | 26.23  | 25.42        | 16.22                    | 17.20  | 16.39  |
| EGPRS (8PSK, 2 TX slots)  | 24.13                     | 25.74  | 24.16        | 18.11                    | 19.72  | 18.14  |
| EGPRS (8PSK, 3 TX slots)  | 23.98                     | 24.05  | 23.79        | 19.72                    | 19.79  | 19.53  |
| EGPRS (8PSK, 4 TX slots)  | 22.29                     | 22.68  | 22.62        | 19.28                    | 19.67  | 19.61  |

**Remark:**

- The frame-averaged power is linearly reported the maximum burst averaged power over 8 time slots. The calculated method are shown as below:  
The duty cycle "x" of different time slots as below:  
1 TX slot is 1/8, 2 TX slots is 2/8, 3 TX slots is 3/8 and 4 TX slots is 4/8  
Based on the calculation formula:  
Frame-averaged power = Burst averaged power + 10 log (x)  
So,  
Frame-averaged power (1 TX slot) = Burst averaged power (1 TX slot)– 9.03  
Frame-averaged power (2 TX slots) = Burst averaged power (2 TX slots)– 6.02  
Frame-averaged power (3 TX slots) = Burst averaged power (3 TX slots)– 4.26  
Frame-averaged power (4 TX slots) = Burst averaged power (4 TX slots) – 3.01
- CS1 coding scheme was used in GPRS conducted power measurements and SAR testing, MCS5 coding scheme was used in EGPRS conducted power measurements and SAR testing (if necessary).

**Note:**

- For Head SAR testing, GSM Voice mode should be evaluated, therefore the EUT was set in GSM 1900 Voice mode.
- For Body worn SAR testing, GSM Voice mode should be evaluated, therefore the EUT was set in GSM Voice 1900 mode.
- For Hotspot mode SAR testing, GPRS and EGPRS mode should be evaluated, therefore the EUT was set in GPRS 3 TX slots mode due to the highest frame-averaged power.
- Per KDB447498 D01v06, the maximum output power channel is used for SAR testing and for further SAR test reduction.
- The EUT do not support DTM and VoIP function.



### 13.2 WCDMA Conducted Power

The following tests were conducted according to the test requirements outlines in 3GPP TS 34.121 specification. A summary of these settings are illustrated below:

#### HSDPA Setup Configuration:

- a. The EUT was connected to Base Station Rohde & Schwarz CMU200 referred to the Setup Configuration.
- b. The RF path losses were compensated into the measurements.
- c. A call was established between EUT and Base Station with following setting:
  - i. Set Gain Factors ( $\beta_c$  and  $\beta_d$ ) and parameters were set according to each
  - ii. Specific sub-test in the following table, C10.1.4, quoted from the TS 34.121
  - iii. Set RMC 12.2kbps + HSDPA mode.
  - iv. Set Cell Power = -86 dBm
  - v. Set HS-DSCH Configuration Type to FRC (H-set 1, QPSK)
  - vi. Select HSDPA Uplink Parameters
  - vii. Set Delta ACK, Delta NACK and Delta CQI = 8
  - viii. Set Ack-Nack Repetition Factor to 3
  - ix. Set CQI Feedback Cycle (k) to 4 ms
  - x. Set CQI Repetition Factor to 2
  - xi. Power Ctrl Mode = All Up bits
- d. The transmitted maximum output power was recorded.

Table 1

| Sub-test | $\beta_c$            | $\beta_d$            | $\beta_d$<br>(SF) | $\beta_c/\beta_d$    | $\beta_{hs}^{(1)}$ | CM (dB) <sup>(2)</sup> |
|----------|----------------------|----------------------|-------------------|----------------------|--------------------|------------------------|
| 1        | 2/15                 | 15/15                | 64                | 2/15                 | 4/15               | 0.0                    |
| 2        | 12/15 <sup>(3)</sup> | 15/15 <sup>(3)</sup> | 64                | 12/15 <sup>(3)</sup> | 24/15              | 1.0                    |
| 3        | 15/15                | 8/15                 | 64                | 15/8                 | 30/15              | 1.5                    |
| 4        | 15/15                | 4/15                 | 64                | 15/4                 | 30/15              | 1.5                    |

Note 1:  $\Delta_{ACK}, \Delta_{NACK}$  and  $\Delta_{CQI} = 8 \Leftrightarrow A_{hs} = \beta_{hs}/\beta_c = 30/15 \Leftrightarrow \beta_{hs} = 30/15 * \beta_c$   
 Note 2: CM = 1 for  $\beta_c/\beta_d = 12/15, \beta_{hs}/\beta_c = 24/15$ .  
 Note 3: For subtest 2 the  $\beta_c/\beta_d$  ratio of 12/15 for the TFC during the measurement period (TF1, TF0) is achieved by setting the signaled gain factors for the reference TFC (TF1, TF1) to  $\beta_c = 11/15$  and  $\beta_d = 15/15$ .

#### HSDPA Sub-test setup configuration

**HSUPA Setup Configuration:**

- a. The EUT was connected to Base Station Rohde & Schwarz CMU200 referred to the Setup Configuration.
- b. The RF path losses were compensated into the measurements.
- c. A call was established between EUT and Base Station with following setting \* :
  - i. Call Configs = 5.2B, 5.9B, 5.10B, and 5.13.2B with QPSK
  - ii. Set the Gain Factors ( $\beta_c$  and  $\beta_d$ ) and parameters (AG Index) were set according to each specific sub-test in the following table, C11.1.3, quoted from the TS 34.121
  - iii. Set Cell Power = -86 dBm
  - iv. Set Channel Type = 12.2k + HSPA
  - v. Set UE Target Power
  - vi. Power Ctrl Mode= Alternating bits
  - vii. Set and observe the E-TFCI
  - viii. Confirm that E-TFCI is equal to the target E-TFCI of 75 for sub-test 1, and other subtest's E-TFCI
- d. The transmitted maximum output power was recorded.

**Table 2**

| Sub-test | $\beta_c$            | $\beta_d$            | $\beta_d$ (SF) | $\beta_c/\beta_d$    | $\beta_{hs}^{(1)}$ | $\beta_{ec}$ | $\beta_{ed}$                                 | $\beta_{ed}$ (SF) | $\beta_{ed}$ (codes) | CM <sup>(2)</sup> (dB) | MPR (dB) | AG <sup>(4)</sup> Index | E-TFCI |
|----------|----------------------|----------------------|----------------|----------------------|--------------------|--------------|--|-------------------|----------------------|------------------------|----------|-------------------------|--------|
| 1        | 11/15 <sup>(3)</sup> | 15/15 <sup>(3)</sup> | 64             | 11/15 <sup>(3)</sup> | 22/15              | 209/225      | 1039/225                                     | 4                 | 1                    | 1.0                    | 0.0      | 20                      | 75     |
| 2        | 6/15                 | 15/15                | 64             | 6/15                 | 12/15              | 12/15        | 94/75  | 4                 | 1                    | 3.0                    | 2.0      | 12                      | 67     |
| 3        | 15/15                | 9/15                 | 64             | 15/9                 | 30/15              | 30/15        | $\beta_{ed1}: 47/15$<br>$\beta_{ed2}: 47/15$ | 4                 | 2                    | 2.0                    | 1.0      | 15                      | 92     |
| 4        | 2/15                 | 15/15                | 64             | 2/15                 | 4/15               | 2/15         | 56/75  | 4                 | 1                    | 3.0                    | 2.0      | 17                      | 71     |
| 5        | 15/15 <sup>(4)</sup> | 15/15 <sup>(4)</sup> | 64             | 15/15 <sup>(4)</sup> | 30/15              | 24/15        | 134/15                                       | 4                 | 1                    | 1.0                    | 0.0      | 21                      | 81     |

Note 1:  $\Delta_{ACK}, \Delta_{NACK}$  and  $\Delta_{CQI} = 8 \Leftrightarrow A_{hs} = \beta_{hs}/\beta_c = 30/15 \Leftrightarrow \beta_{hs} = 30/15 * \beta_c$ .

Note 2: CM = 1 for  $\beta_c/\beta_d = 12/15, \beta_{hs}/\beta_c = 24/15$ . For all other combinations of DPDCH, DPCCH, HS-DPCCH, E-DPDCH and E-DPCCH the MPR is based on the relative CM difference.

Note 3: For subtest 1 the  $\beta_c/\beta_d$  ratio of 11/15 for the TFC during the measurement period (TF1, TF0) is achieved by setting the signaled gain factors for the reference TFC (TF1, TF1) to  $\beta_c = 10/15$  and  $\beta_d = 15/15$ .

Note 4: For subtest 5 the  $\beta_c/\beta_d$  ratio of 15/15 for the TFC during the measurement period (TF1, TF0) is achieved by setting the signaled gain factors for the reference TFC (TF1, TF1) to  $\beta_c = 14/15$  and  $\beta_d = 15/15$ .

Note 5: Testing UE using E-DPDCH Physical Layer category 1 Sub-test 3 is not required according to TS 25.306 Table 5.1g.

Note 6:  $\beta_{ed}$  cannot be set directly; it is set by Absolute Grant Value.

**HSUPA Sub-test setup configuration**

**WCDMA Conducted Power:**

| WCDMA Average power (dBm) |              |       |              |
|---------------------------|--------------|-------|--------------|
| Band                      | WCDMA Band V |       |              |
| Channel                   | 4132         | 4183  | 4233         |
| Frequency (MHz)           | 826.4        | 836.6 | 846.6        |
| AMR 12.2 kbps             | 22.74        | 22.69 | 22.74        |
| RMC 12.2 kbps             | 22.77        | 22.71 | <b>22.78</b> |
| HSDPA Sub-test 1          | 21.90        | 22.12 | 22.32        |
| HSDPA Sub-test 2          | 21.82        | 21.92 | 22.20        |
| HSDPA Sub-test 3          | 21.28        | 21.42 | 21.50        |
| HSDPA Sub-test 4          | 21.34        | 21.44 | 21.51        |
| HSUPA Sub-test 1          | 20.58        | 20.63 | 20.68        |
| HSUPA Sub-test 2          | 20.63        | 20.73 | 20.81        |
| HSUPA Sub-test 3          | 20.25        | 20.29 | 20.35        |
| HSUPA Sub-test 4          | 19.85        | 20.00 | 20.19        |
| HSUPA Sub-test 5          | 21.81        | 22.00 | 22.11        |

| WCDMA Average power (dBm) |               |        |              |
|---------------------------|---------------|--------|--------------|
| Band                      | WCDMA Band II |        |              |
| Channel                   | 9262          | 9400   | 9538         |
| Frequency (MHz)           | 1852.4        | 1880.0 | 1907.6       |
| AMR 12.2 kbps             | 23.01         | 23.14  | 23.19        |
| RMC 12.2 kbps             | 23.02         | 23.16  | <b>23.21</b> |
| HSDPA Sub-test 1          | 22.75         | 22.90  | 22.07        |
| HSDPA Sub-test 2          | 22.48         | 22.55  | 21.92        |
| HSDPA Sub-test 3          | 22.10         | 22.17  | 21.68        |
| HSDPA Sub-test 4          | 22.13         | 22.39  | 21.61        |
| HSUPA Sub-test 1          | 20.55         | 20.58  | 19.91        |
| HSUPA Sub-test 2          | 20.93         | 20.97  | 20.35        |
| HSUPA Sub-test 3          | 20.51         | 20.54  | 19.85        |
| HSUPA Sub-test 4          | 20.78         | 20.79  | 20.14        |
| HSUPA Sub-test 5          | 22.97         | 22.95  | 22.49        |

**Note:**

1. Applying the subtest setup in Table C.11.1.3 of 3GPP TS 34.121-1
2. Per KDB 941225 D01, RMC 12.2kbps mode is used to evaluate SAR due the highest output power. If AMR 12.2 kbps power is < 0.25dB higher than RMC 12.2kbps, SAR tests with AMR 12.2 kbps can be excluded.
3. AMR, HSDPA RF power will not be larger than RMC 12.2kbps, detailed information is included in Tune-up Procure exhibit.

## 13.3 LTE Conducted Power

### 13.3.1 Largest channel bandwidth standalone SAR test requirements

#### QPSK with 1 RB allocation

Start with the largest channel bandwidth and measure SAR for QPSK with 1 RB allocation, using the RB offset and required test channel combination with the highest maximum output power among RB offsets at the upper edge, middle and lower edge of each required test channel. When the reported SAR is  $\leq 0.8$  W/kg, testing of the remaining RB offset configurations and required test channels is not required for 1 RB allocation; otherwise, SAR is required for the remaining required test channels and only for the RB offset configuration with the highest output power for that channel.<sup>8</sup> When the reported SAR of a required test channel is  $> 1.45$  W/kg, SAR is required for all three RB offset configurations for that required test channel.

#### QPSK with 50% RB allocation

The procedures required for 1 RB allocation in section 4.2.1 are applied to measure the SAR for QPSK with 50% RB allocation.<sup>9</sup>

#### QPSK with 100% RB allocation

For QPSK with 100% RB allocation, SAR is not required when the highest maximum output power for 100 % RB allocation is less than the highest maximum output power in 50% and 1 RB allocations and the highest reported SAR for 1 RB and 50% RB allocation in sections 4.2.1 and 4.2.2 are  $\leq 0.8$  W/kg. Otherwise, SAR is measured for the highest output power channel; and if the reported SAR is  $> 1.45$  W/kg, the remaining required test channels must also be tested.

#### Higher order modulations

For each modulation besides QPSK; e.g., 16-QAM, 64-QAM, apply the QPSK procedures in sections 4.2.1, 5.2.2 and 4.2.3 to determine the QAM configurations that may need SAR measurement. For each configuration identified as required for testing, SAR is required only when the highest maximum output power for the configuration in the higher order modulation is  $> \frac{1}{2}$  dB higher than the same configuration in QPSK or when the reported SAR for the QPSK configuration is  $> 1.45$  W/kg.

### 13.3.2 Other channel bandwidth standalone SAR test requirements

For the other channel bandwidths used by the device in a frequency band, apply all the procedures required for the largest channel bandwidth in section 4.2 to determine the channels and RB configurations that need SAR testing and only measure SAR when the highest maximum output power of a configuration requiring testing in the smaller channel bandwidth is  $> \frac{1}{2}$  dB higher than the equivalent channel configurations in the largest channel bandwidth configuration or the reported SAR of a configuration for the largest channel bandwidth is  $> 1.45$  W/kg. The equivalent channel configuration for the RB allocation, RB offset and modulation etc. is determined for the smaller channel bandwidth according to the same number of RB allocated in the largest channel bandwidth. For example, 50 RB in 10 MHz channel bandwidth does not apply to 5 MHz channel bandwidth; therefore, this cannot be tested in the smaller channel bandwidth. However, 50% RB allocation in 10 MHz channel bandwidth is equivalent to 100% RB allocation in 5 MHz channel bandwidth; therefore, these are the equivalent configurations to be compared to determine the specific channel and configuration in the smaller channel bandwidth that need SAR testing.

**LTE Band 2 part**

| LTE Band | Bandwidth (MHz) | Modulation | RB Size | RB Offset | Average Power (dBm) |           |           |
|----------|-----------------|------------|---------|-----------|---------------------|-----------|-----------|
|          |                 |            |         |           | 18607               | 18900     | 19193     |
|          |                 |            |         |           | 1850.7MHz           | 1880.0MHz | 1909.3MHz |
| Band 2   | 1.4             | QPSK       | 1       | 0         | 23.22               | 23.24     | 23.34     |
|          |                 |            | 1       | 2         | 23.30               | 23.20     | 23.31     |
|          |                 |            | 1       | 5         | 23.33               | 23.17     | 23.27     |
|          |                 |            | 3       | 0         | 22.48               | 22.30     | 22.44     |
|          |                 |            | 3       | 1         | 22.44               | 22.34     | 22.43     |
|          |                 |            | 3       | 2         | 22.41               | 22.32     | 22.41     |
|          |                 |            | 6       | 0         | 22.34               | 22.29     | 22.33     |
|          |                 | 16QAM      | 1       | 0         | 22.64               | 22.56     | 22.70     |
|          |                 |            | 1       | 2         | 22.70               | 22.66     | 22.74     |
|          |                 |            | 1       | 5         | 22.66               | 22.54     | 22.66     |
|          |                 |            | 3       | 0         | 21.72               | 21.74     | 21.87     |
|          |                 |            | 3       | 1         | 21.77               | 21.76     | 21.86     |
|          |                 |            | 3       | 2         | 21.69               | 21.78     | 21.77     |
|          |                 |            | 6       | 0         | 21.55               | 21.68     | 21.73     |

| LTE Band | Bandwidth (MHz) | Modulation | RB Size | RB Offset | Average Power (dBm) |           |           |
|----------|-----------------|------------|---------|-----------|---------------------|-----------|-----------|
|          |                 |            |         |           | 18615               | 18900     | 19185     |
|          |                 |            |         |           | 1851.5MHz           | 1880.0MHz | 1908.5MHz |
| Band 2   | 3               | QPSK       | 1       | 0         | 23.36               | 23.29     | 23.50     |
|          |                 |            | 1       | 7         | 23.41               | 23.27     | 23.45     |
|          |                 |            | 1       | 14        | 23.29               | 23.18     | 23.48     |
|          |                 |            | 8       | 0         | 22.46               | 22.39     | 22.43     |
|          |                 |            | 8       | 4         | 22.36               | 22.41     | 22.44     |
|          |                 |            | 8       | 7         | 22.37               | 22.25     | 22.48     |
|          |                 |            | 15      | 0         | 22.42               | 22.43     | 22.37     |
|          |                 | 16QAM      | 1       | 0         | 22.77               | 22.67     | 22.85     |
|          |                 |            | 1       | 7         | 22.78               | 22.54     | 22.83     |
|          |                 |            | 1       | 14        | 22.68               | 22.58     | 22.75     |
|          |                 |            | 8       | 0         | 21.76               | 21.62     | 21.78     |
|          |                 |            | 8       | 4         | 21.73               | 21.68     | 21.79     |
|          |                 |            | 8       | 7         | 21.57               | 21.65     | 21.70     |
|          |                 |            | 15      | 0         | 21.55               | 21.43     | 21.65     |

| LTE Band | Bandwidth (MHz) | Modulation | RB Size | RB Offset | Average Power (dBm) |           |           |
|----------|-----------------|------------|---------|-----------|---------------------|-----------|-----------|
|          |                 |            |         |           | 18625               | 18900     | 19175     |
|          |                 |            |         |           | 1852.5MHz           | 1880.0MHz | 1907.5MHz |
| Band 2   | 5               | QPSK       | 1       | 0         | 23.45               | 23.33     | 23.48     |
|          |                 |            | 1       | 12        | 23.33               | 23.33     | 23.43     |
|          |                 |            | 1       | 24        | 23.40               | 23.37     | 23.49     |
|          |                 |            | 12      | 0         | 22.45               | 22.41     | 22.50     |
|          |                 |            | 12      | 6         | 22.44               | 22.48     | 22.43     |
|          |                 |            | 12      | 11        | 22.42               | 22.45     | 22.43     |
|          |                 |            | 25      | 0         | 22.34               | 22.46     | 22.52     |
|          |                 | 16QAM      | 1       | 0         | 22.60               | 22.55     | 22.68     |
|          |                 |            | 1       | 12        | 22.54               | 22.64     | 22.66     |
|          |                 |            | 1       | 24        | 22.62               | 22.57     | 22.76     |
|          |                 |            | 12      | 0         | 21.57               | 21.48     | 21.56     |
|          |                 |            | 12      | 6         | 21.59               | 21.50     | 21.55     |
|          |                 |            | 12      | 11        | 21.54               | 21.52     | 21.55     |
|          |                 |            | 25      | 0         | 21.52               | 21.36     | 21.66     |

| LTE Band | Bandwidth (MHz) | Modulation | RB Size | RB Offset | Average Power (dBm) |           |           |
|----------|-----------------|------------|---------|-----------|---------------------|-----------|-----------|
|          |                 |            |         |           | 18650               | 18900     | 19150     |
|          |                 |            |         |           | 1855.0MHz           | 1880.0MHz | 1905.0MHz |
| Band 2   | 10              | QPSK       | 1       | 0         | 23.28               | 23.44     | 23.28     |
|          |                 |            | 1       | 24        | 23.23               | 23.42     | 23.42     |
|          |                 |            | 1       | 49        | 23.23               | 23.41     | 23.39     |
|          |                 |            | 25      | 0         | 22.42               | 22.42     | 22.52     |
|          |                 |            | 25      | 12        | 22.46               | 22.38     | 22.56     |
|          |                 |            | 25      | 24        | 22.45               | 22.43     | 22.44     |
|          |                 |            | 50      | 0         | 22.40               | 22.42     | 22.48     |
|          |                 | 16QAM      | 1       | 0         | 22.65               | 22.67     | 22.62     |
|          |                 |            | 1       | 24        | 22.64               | 22.75     | 22.70     |
|          |                 |            | 1       | 49        | 22.54               | 22.73     | 22.62     |
|          |                 |            | 25      | 0         | 21.36               | 21.55     | 21.50     |
|          |                 |            | 25      | 12        | 21.35               | 21.48     | 21.61     |
|          |                 |            | 25      | 24        | 21.33               | 21.56     | 21.62     |
|          |                 |            | 50      | 0         | 21.49               | 21.49     | 21.48     |

| LTE Band | Bandwidth (MHz) | Modulation | RB Size | RB Offset | Average Power (dBm) |           |           |
|----------|-----------------|------------|---------|-----------|---------------------|-----------|-----------|
|          |                 |            |         |           | 18675               | 18900     | 19125     |
|          |                 |            |         |           | 1857.5MHz           | 1880.0MHz | 1902.5MHz |
| Band 2   | 15              | QPSK       | 1       | 0         | 23.54               | 23.27     | 23.24     |
|          |                 |            | 1       | 37        | 23.39               | 23.23     | 23.32     |
|          |                 |            | 1       | 74        | 23.53               | 23.18     | 23.38     |
|          |                 |            | 36      | 0         | 22.43               | 22.34     | 22.42     |
|          |                 |            | 36      | 16        | 22.38               | 22.31     | 22.43     |
|          |                 |            | 36      | 35        | 22.38               | 22.37     | 22.43     |
|          |                 |            | 75      | 0         | 22.34               | 22.41     | 22.48     |
|          |                 | 16QAM      | 1       | 0         | 22.74               | 22.58     | 22.63     |
|          |                 |            | 1       | 37        | 22.60               | 22.52     | 22.75     |
|          |                 |            | 1       | 74        | 22.73               | 22.51     | 22.77     |
|          |                 |            | 36      | 0         | 21.51               | 21.38     | 21.56     |
|          |                 |            | 36      | 16        | 21.52               | 21.56     | 21.55     |
|          |                 |            | 36      | 35        | 21.53               | 21.41     | 21.56     |
|          |                 |            | 75      | 0         | 21.45               | 21.41     | 21.51     |

| LTE Band | Bandwidth (MHz) | Modulation | RB Size | RB Offset | Average Power (dBm) |           |           |
|----------|-----------------|------------|---------|-----------|---------------------|-----------|-----------|
|          |                 |            |         |           | 18700               | 18900     | 19100     |
|          |                 |            |         |           | 1860.0MHz           | 1880.0MHz | 1900.0MHz |
| Band 2   | 20              | QPSK       | 1       | 0         | 23.41               | 23.58     | 23.25     |
|          |                 |            | 1       | 49        | 23.34               | 23.40     | 23.35     |
|          |                 |            | 1       | 99        | 23.41               | 23.42     | 23.51     |
|          |                 |            | 50      | 0         | 22.41               | 22.35     | 22.32     |
|          |                 |            | 50      | 24        | 22.42               | 22.31     | 22.40     |
|          |                 |            | 50      | 49        | 22.43               | 22.33     | 22.42     |
|          |                 |            | 100     | 0         | 22.36               | 22.40     | 22.39     |
|          |                 | 16QAM      | 1       | 0         | 22.81               | 22.74     | 22.62     |
|          |                 |            | 1       | 49        | 22.74               | 22.61     | 22.66     |
|          |                 |            | 1       | 99        | 22.82               | 22.58     | 22.70     |
|          |                 |            | 50      | 0         | 21.56               | 21.65     | 21.58     |
|          |                 |            | 50      | 24        | 21.60               | 21.66     | 21.46     |
|          |                 |            | 50      | 49        | 21.51               | 21.60     | 21.48     |
|          |                 |            | 100     | 0         | 21.49               | 21.52     | 21.52     |

**LTE Band 4 part**

| LTE Band | Bandwidth (MHz) | Modulation | RB Size | RB Offset | Average Power (dBm) |           |           |
|----------|-----------------|------------|---------|-----------|---------------------|-----------|-----------|
|          |                 |            |         |           | 19957               | 20175     | 20393     |
|          |                 |            |         |           | 1710.7MHz           | 1732.5MHz | 1754.3MHz |
| Band 4   | 1.4             | QPSK       | 1       | 0         | 23.48               | 23.38     | 23.47     |
|          |                 |            | 1       | 2         | 23.46               | 23.40     | 23.52     |
|          |                 |            | 1       | 5         | 23.35               | 23.32     | 23.49     |
|          |                 |            | 3       | 0         | 22.21               | 22.16     | 22.34     |
|          |                 |            | 3       | 1         | 22.31               | 22.26     | 22.32     |
|          |                 |            | 3       | 2         | 22.30               | 22.23     | 22.33     |
|          |                 |            | 6       | 0         | 22.19               | 22.14     | 22.28     |
|          |                 | 16QAM      | 1       | 0         | 22.83               | 22.71     | 22.62     |
|          |                 |            | 1       | 2         | 22.77               | 22.63     | 22.59     |
|          |                 |            | 1       | 5         | 22.88               | 22.65     | 22.67     |
|          |                 |            | 3       | 0         | 21.77               | 21.58     | 21.74     |
|          |                 |            | 3       | 1         | 21.82               | 21.62     | 21.66     |
|          |                 |            | 3       | 2         | 21.75               | 21.69     | 21.78     |
|          |                 |            | 6       | 0         | 21.34               | 21.55     | 21.50     |

| LTE Band | Bandwidth (MHz) | Modulation | RB Size | RB Offset | Average Power (dBm) |           |           |
|----------|-----------------|------------|---------|-----------|---------------------|-----------|-----------|
|          |                 |            |         |           | 19965               | 20175     | 20385     |
|          |                 |            |         |           | 1711.5MHz           | 1732.5MHz | 1753.5MHz |
| Band 4   | 3               | QPSK       | 1       | 0         | 23.35               | 23.34     | 23.46     |
|          |                 |            | 1       | 7         | 23.39               | 23.33     | 23.48     |
|          |                 |            | 1       | 14        | 23.40               | 23.44     | 23.57     |
|          |                 |            | 8       | 0         | 22.15               | 22.27     | 22.28     |
|          |                 |            | 8       | 4         | 22.17               | 22.16     | 22.25     |
|          |                 |            | 8       | 7         | 22.22               | 22.18     | 22.21     |
|          |                 |            | 15      | 0         | 22.13               | 22.08     | 22.11     |
|          |                 | 16QAM      | 1       | 0         | 22.50               | 22.52     | 22.75     |
|          |                 |            | 1       | 7         | 22.41               | 22.44     | 22.69     |
|          |                 |            | 1       | 14        | 22.42               | 22.46     | 22.79     |
|          |                 |            | 8       | 0         | 21.52               | 21.52     | 21.58     |
|          |                 |            | 8       | 4         | 21.46               | 21.49     | 21.53     |
|          |                 |            | 8       | 7         | 21.43               | 21.45     | 21.63     |
|          |                 |            | 15      | 0         | 21.22               | 21.33     | 21.30     |



| LTE Band | Bandwidth (MHz) | Modulation | RB Size | RB Offset | Average Power (dBm) |           |           |
|----------|-----------------|------------|---------|-----------|---------------------|-----------|-----------|
|          |                 |            |         |           | 19975               | 20175     | 20375     |
|          |                 |            |         |           | 1712.5MHz           | 1732.5MHz | 1752.5MHz |
| Band 4   | 5               | QPSK       | 1       | 0         | 23.29               | 23.30     | 23.29     |
|          |                 |            | 1       | 12        | 23.24               | 23.31     | 23.27     |
|          |                 |            | 1       | 24        | 23.20               | 23.27     | 23.41     |
|          |                 |            | 12      | 0         | 22.26               | 22.23     | 22.29     |
|          |                 |            | 12      | 6         | 22.27               | 22.23     | 22.25     |
|          |                 |            | 12      | 11        | 22.27               | 22.25     | 22.31     |
|          |                 |            | 25      | 0         | 22.31               | 22.25     | 22.24     |
|          |                 | 16QAM      | 1       | 0         | 22.33               | 22.30     | 22.49     |
|          |                 |            | 1       | 12        | 22.39               | 22.20     | 22.50     |
|          |                 |            | 1       | 24        | 22.41               | 22.38     | 22.52     |
|          |                 |            | 12      | 0         | 21.35               | 21.33     | 21.31     |
|          |                 |            | 12      | 6         | 21.35               | 21.34     | 21.28     |
|          |                 |            | 12      | 11        | 21.35               | 21.35     | 21.22     |
|          |                 |            | 25      | 0         | 21.19               | 21.41     | 21.22     |

| LTE Band | Bandwidth (MHz) | Modulation | RB Size | RB Offset | Average Power (dBm) |           |           |
|----------|-----------------|------------|---------|-----------|---------------------|-----------|-----------|
|          |                 |            |         |           | 20000               | 20175     | 20350     |
|          |                 |            |         |           | 1715.0MHz           | 1732.5MHz | 1750.0MHz |
| Band 4   | 10              | QPSK       | 1       | 0         | 23.35               | 23.30     | 23.32     |
|          |                 |            | 1       | 24        | 23.32               | 23.21     | 23.47     |
|          |                 |            | 1       | 49        | 23.36               | 23.23     | 23.49     |
|          |                 |            | 25      | 0         | 22.30               | 22.26     | 22.34     |
|          |                 |            | 25      | 12        | 22.31               | 22.31     | 22.36     |
|          |                 |            | 25      | 24        | 22.29               | 22.32     | 22.28     |
|          |                 |            | 50      | 0         | 22.22               | 22.17     | 22.24     |
|          |                 | 16QAM      | 1       | 0         | 22.50               | 21.32     | 22.40     |
|          |                 |            | 1       | 24        | 22.56               | 21.45     | 22.47     |
|          |                 |            | 1       | 49        | 22.55               | 21.33     | 22.30     |
|          |                 |            | 25      | 0         | 21.44               | 21.38     | 21.47     |
|          |                 |            | 25      | 12        | 21.49               | 21.28     | 21.41     |
|          |                 |            | 25      | 24        | 21.41               | 21.29     | 21.38     |
|          |                 |            | 50      | 0         | 21.24               | 21.21     | 21.30     |

| LTE Band | Bandwidth (MHz) | Modulation | RB Size | RB Offset | Average Power (dBm) |           |           |
|----------|-----------------|------------|---------|-----------|---------------------|-----------|-----------|
|          |                 |            |         |           | 20025               | 20175     | 20325     |
|          |                 |            |         |           | 1717.5MHz           | 1732.5MHz | 1747.5MHz |
| Band 4   | 15              | QPSK       | 1       | 0         | 23.38               | 23.38     | 23.34     |
|          |                 |            | 1       | 37        | 23.37               | 23.29     | 23.38     |
|          |                 |            | 1       | 74        | 23.31               | 23.31     | 23.48     |
|          |                 |            | 36      | 0         | 22.30               | 22.27     | 22.26     |
|          |                 |            | 36      | 16        | 22.31               | 22.31     | 22.32     |
|          |                 |            | 36      | 35        | 22.23               | 22.35     | 22.37     |
|          |                 |            | 75      | 0         | 22.25               | 22.12     | 22.21     |
|          |                 | 16QAM      | 1       | 0         | 22.53               | 22.60     | 22.39     |
|          |                 |            | 1       | 37        | 22.53               | 21.44     | 22.49     |
|          |                 |            | 1       | 74        | 22.48               | 21.47     | 22.61     |
|          |                 |            | 36      | 0         | 21.39               | 21.33     | 21.45     |
|          |                 |            | 36      | 16        | 21.40               | 21.35     | 21.46     |
|          |                 |            | 36      | 35        | 21.38               | 21.35     | 21.35     |
|          |                 |            | 75      | 0         | 21.32               | 21.30     | 21.35     |

| LTE Band | Bandwidth (MHz) | Modulation | RB Size | RB Offset | Average Power (dBm) |           |           |
|----------|-----------------|------------|---------|-----------|---------------------|-----------|-----------|
|          |                 |            |         |           | 20050               | 20175     | 20300     |
|          |                 |            |         |           | 1720.0MHz           | 1732.5MHz | 1745.0MHz |
| Band 4   | 20              | QPSK       | 1       | 0         | 23.37               | 23.48     | 23.33     |
|          |                 |            | 1       | 49        | 23.33               | 23.50     | 23.38     |
|          |                 |            | 1       | 99        | 23.19               | 23.52     | 23.50     |
|          |                 |            | 50      | 0         | 22.25               | 22.27     | 22.23     |
|          |                 |            | 50      | 24        | 22.37               | 22.30     | 22.17     |
|          |                 |            | 50      | 49        | 22.36               | 22.31     | 22.18     |
|          |                 |            | 100     | 0         | 22.21               | 22.17     | 22.12     |
|          |                 | 16QAM      | 1       | 0         | 22.58               | 22.46     | 22.49     |
|          |                 |            | 1       | 49        | 22.61               | 22.40     | 22.48     |
|          |                 |            | 1       | 99        | 22.56               | 22.45     | 22.67     |
|          |                 |            | 50      | 0         | 21.38               | 21.39     | 21.29     |
|          |                 |            | 50      | 24        | 21.33               | 21.37     | 21.30     |
|          |                 |            | 50      | 49        | 21.33               | 21.42     | 21.27     |
|          |                 |            | 100     | 0         | 21.24               | 21.38     | 21.32     |

**LTE Band 7 part:**

| LTE Band | Bandwidth (MHz) | Modulation | RB Size | RB Offset | Average Power (dBm) |           |           |
|----------|-----------------|------------|---------|-----------|---------------------|-----------|-----------|
|          |                 |            |         |           | 20775               | 21100     | 21425     |
|          |                 |            |         |           | 2502.5MHz           | 2535.0MHz | 2567.5MHz |
| Band 7   | 5               | QPSK       | 1       | 0         | 22.98               | 22.81     | 22.92     |
|          |                 |            | 1       | 12        | 23.03               | 22.87     | 22.75     |
|          |                 |            | 1       | 24        | 23.02               | 23.06     | 22.80     |
|          |                 |            | 12      | 0         | 22.28               | 22.25     | 22.31     |
|          |                 |            | 12      | 6         | 22.34               | 22.26     | 22.33     |
|          |                 |            | 12      | 11        | 22.30               | 22.26     | 22.35     |
|          |                 |            | 25      | 0         | 22.20               | 22.11     | 22.28     |
|          |                 | 16QAM      | 1       | 0         | 22.51               | 22.58     | 22.40     |
|          |                 |            | 1       | 12        | 22.54               | 22.55     | 22.32     |
|          |                 |            | 1       | 24        | 22.67               | 22.52     | 22.26     |
|          |                 |            | 12      | 0         | 21.34               | 21.35     | 21.40     |
|          |                 |            | 12      | 6         | 21.28               | 21.36     | 21.38     |
|          |                 |            | 12      | 11        | 21.26               | 21.36     | 21.38     |
|          |                 |            | 25      | 0         | 21.24               | 21.21     | 21.29     |

| LTE Band | Bandwidth (MHz) | Modulation | RB Size | RB Offset | Average Power (dBm) |           |           |
|----------|-----------------|------------|---------|-----------|---------------------|-----------|-----------|
|          |                 |            |         |           | 20800               | 21100     | 21400     |
|          |                 |            |         |           | 2505.0MHz           | 2535.0MHz | 2565.0MHz |
| Band 7   | 10              | QPSK       | 1       | 0         | 22.50               | 22.62     | 22.82     |
|          |                 |            | 1       | 24        | 22.61               | 22.67     | 22.90     |
|          |                 |            | 1       | 49        | 22.58               | 22.66     | 22.86     |
|          |                 |            | 25      | 0         | 22.22               | 22.34     | 22.25     |
|          |                 |            | 25      | 12        | 22.25               | 22.37     | 22.23     |
|          |                 |            | 25      | 24        | 22.24               | 22.38     | 22.32     |
|          |                 |            | 50      | 0         | 22.15               | 22.22     | 22.31     |
|          |                 | 16QAM      | 1       | 0         | 22.38               | 22.55     | 22.35     |
|          |                 |            | 1       | 24        | 22.39               | 22.48     | 22.49     |
|          |                 |            | 1       | 49        | 22.31               | 22.46     | 22.46     |
|          |                 |            | 25      | 0         | 21.34               | 21.31     | 21.50     |
|          |                 |            | 25      | 12        | 21.24               | 21.28     | 21.48     |
|          |                 |            | 25      | 24        | 21.22               | 21.48     | 21.46     |
|          |                 |            | 50      | 0         | 21.21               | 21.28     | 21.36     |

| LTE Band | Bandwidth (MHz) | Modulation | RB Size | RB Offset | Average Power (dBm) |           |           |
|----------|-----------------|------------|---------|-----------|---------------------|-----------|-----------|
|          |                 |            |         |           | 20825               | 21100     | 21375     |
|          |                 |            |         |           | 2507.5MHz           | 2535.0MHz | 2562.5MHz |
| Band 7   | 15              | QPSK       | 1       | 0         | 22.56               | 22.69     | 22.86     |
|          |                 |            | 1       | 37        | 22.62               | 22.64     | 22.83     |
|          |                 |            | 1       | 74        | 22.62               | 22.73     | 22.87     |
|          |                 |            | 36      | 0         | 22.30               | 22.26     | 22.25     |
|          |                 |            | 36      | 16        | 22.27               | 22.34     | 22.32     |
|          |                 |            | 36      | 35        | 22.25               | 22.30     | 22.35     |
|          |                 |            | 75      | 0         | 22.25               | 22.33     | 22.33     |
|          |                 | 16QAM      | 1       | 0         | 22.31               | 22.36     | 22.49     |
|          |                 |            | 1       | 37        | 22.44               | 22.42     | 22.56     |
|          |                 |            | 1       | 74        | 22.43               | 22.44     | 22.50     |
|          |                 |            | 36      | 0         | 21.38               | 21.52     | 21.37     |
|          |                 |            | 36      | 16        | 21.35               | 21.42     | 21.44     |
|          |                 |            | 36      | 35        | 21.35               | 21.41     | 21.42     |
|          |                 |            | 75      | 0         | 21.33               | 21.40     | 21.37     |

| LTE Band | Bandwidth (MHz) | Modulation | RB Size | RB Offset | Average Power (dBm) |           |           |
|----------|-----------------|------------|---------|-----------|---------------------|-----------|-----------|
|          |                 |            |         |           | 20850               | 21100     | 21350     |
|          |                 |            |         |           | 2510.0MHz           | 2535.0MHz | 2560.0MHz |
| Band 7   | 20              | QPSK       | 1       | 0         | 22.70               | 22.91     | 23.02     |
|          |                 |            | 1       | 49        | 22.82               | 23.02     | 23.04     |
|          |                 |            | 1       | 99        | 22.82               | 23.14     | 22.96     |
|          |                 |            | 50      | 0         | 22.09               | 22.39     | 22.20     |
|          |                 |            | 50      | 24        | 22.11               | 22.23     | 22.26     |
|          |                 |            | 50      | 49        | 22.28               | 22.40     | 22.17     |
|          |                 |            | 100     | 0         | 22.22               | 22.21     | 22.25     |
|          |                 | 16QAM      | 1       | 0         | 22.55               | 22.40     | 22.54     |
|          |                 |            | 1       | 49        | 22.58               | 22.35     | 22.47     |
|          |                 |            | 1       | 99        | 22.65               | 22.42     | 22.47     |
|          |                 |            | 50      | 0         | 21.41               | 21.51     | 21.43     |
|          |                 |            | 50      | 24        | 21.38               | 21.48     | 21.46     |
|          |                 |            | 50      | 49        | 21.37               | 21.37     | 21.51     |
|          |                 |            | 100     | 0         | 21.33               | 21.38     | 21.39     |

**LTE Band 12 part:**

| LTE Band | Bandwidth (MHz) | Modulation | RB Size | RB Offset | Average Power (dBm) |          |          |
|----------|-----------------|------------|---------|-----------|---------------------|----------|----------|
|          |                 |            |         |           | 23017               | 23095    | 23175    |
|          |                 |            |         |           | 699.7MHz            | 707.5MHz | 715.3MHz |
| Band 12  | 1.4             | QPSK       | 1       | 0         | 22.96               | 22.79    | 22.74    |
|          |                 |            | 1       | 2         | 22.83               | 22.64    | 22.82    |
|          |                 |            | 1       | 5         | 22.76               | 22.68    | 22.81    |
|          |                 |            | 3       | 0         | 21.95               | 21.83    | 21.75    |
|          |                 |            | 3       | 1         | 21.93               | 21.76    | 21.73    |
|          |                 |            | 3       | 2         | 21.91               | 21.73    | 21.75    |
|          |                 |            | 6       | 0         | 21.82               | 21.60    | 21.61    |
|          |                 | 16QAM      | 1       | 0         | 21.82               | 21.70    | 21.69    |
|          |                 |            | 1       | 2         | 21.83               | 21.79    | 21.66    |
|          |                 |            | 1       | 5         | 21.86               | 21.64    | 21.63    |
|          |                 |            | 3       | 0         | 20.98               | 20.95    | 21.00    |
|          |                 |            | 3       | 1         | 20.88               | 20.81    | 20.97    |
|          |                 |            | 3       | 2         | 20.97               | 20.94    | 20.93    |
|          |                 |            | 6       | 0         | 20.74               | 20.83    | 20.91    |

| LTE Band | Bandwidth (MHz) | Modulation | RB Size | RB Offset | Average Power (dBm) |          |          |
|----------|-----------------|------------|---------|-----------|---------------------|----------|----------|
|          |                 |            |         |           | 23025               | 23095    | 23165    |
|          |                 |            |         |           | 700.5MHz            | 707.5MHz | 714.5MHz |
| Band 12  | 3               | QPSK       | 1       | 0         | 22.96               | 22.68    | 22.82    |
|          |                 |            | 1       | 7         | 22.98               | 22.64    | 22.73    |
|          |                 |            | 1       | 14        | 22.94               | 22.63    | 22.77    |
|          |                 |            | 8       | 0         | 21.94               | 21.79    | 21.89    |
|          |                 |            | 8       | 4         | 21.91               | 21.83    | 21.91    |
|          |                 |            | 8       | 7         | 21.82               | 21.70    | 21.84    |
|          |                 |            | 15      | 0         | 21.81               | 21.59    | 21.79    |
|          |                 | 16QAM      | 1       | 0         | 21.81               | 21.84    | 21.83    |
|          |                 |            | 1       | 7         | 21.80               | 21.67    | 21.76    |
|          |                 |            | 1       | 14        | 21.93               | 21.71    | 21.78    |
|          |                 |            | 8       | 0         | 21.08               | 21.03    | 21.10    |
|          |                 |            | 8       | 4         | 21.12               | 21.03    | 21.14    |
|          |                 |            | 8       | 7         | 21.22               | 21.11    | 21.06    |
|          |                 |            | 15      | 0         | 20.83               | 20.95    | 20.92    |

| LTE Band | Bandwidth (MHz) | Modulation | RB Size | RB Offset | Average Power (dBm) |          |          |
|----------|-----------------|------------|---------|-----------|---------------------|----------|----------|
|          |                 |            |         |           | 23035               | 23095    | 23155    |
|          |                 |            |         |           | 701.5MHz            | 707.5MHz | 713.5MHz |
| Band 12  | 5               | QPSK       | 1       | 0         | 22.96               | 22.94    | 22.86    |
|          |                 |            | 1       | 12        | 22.90               | 22.81    | 22.85    |
|          |                 |            | 1       | 24        | 22.92               | 22.89    | 22.92    |
|          |                 |            | 12      | 0         | 21.90               | 21.86    | 21.90    |
|          |                 |            | 12      | 6         | 21.91               | 21.77    | 21.91    |
|          |                 |            | 12      | 11        | 21.82               | 21.87    | 21.87    |
|          |                 |            | 25      | 0         | 21.86               | 21.71    | 21.83    |
|          |                 | 16QAM      | 1       | 0         | 21.70               | 21.61    | 21.65    |
|          |                 |            | 1       | 12        | 21.84               | 21.71    | 21.50    |
|          |                 |            | 1       | 24        | 21.78               | 21.64    | 21.73    |
|          |                 |            | 12      | 0         | 20.91               | 20.92    | 20.96    |
|          |                 |            | 12      | 6         | 21.00               | 20.91    | 20.80    |
|          |                 |            | 12      | 11        | 21.04               | 20.92    | 20.91    |
|          |                 |            | 25      | 0         | 20.77               | 20.85    | 20.88    |

| LTE Band | Bandwidth (MHz) | Modulation | RB Size | RB Offset | Average Power (dBm) |          |        |
|----------|-----------------|------------|---------|-----------|---------------------|----------|--------|
|          |                 |            |         |           | 23060               | 23095    | 23130  |
|          |                 |            |         |           | 704MHz              | 707.5MHz | 711MHz |
| Band 12  | 10              | QPSK       | 1       | 0         | 22.95               | 22.74    | 22.70  |
|          |                 |            | 1       | 24        | 22.94               | 22.74    | 22.62  |
|          |                 |            | 1       | 49        | 22.80               | 22.79    | 22.75  |
|          |                 |            | 25      | 0         | 21.94               | 21.79    | 21.80  |
|          |                 |            | 25      | 12        | 21.93               | 21.87    | 21.78  |
|          |                 |            | 25      | 24        | 21.97               | 21.64    | 21.88  |
|          |                 |            | 50      | 0         | 21.86               | 21.78    | 21.78  |
|          |                 | 16QAM      | 1       | 0         | 21.87               | 21.92    | 21.76  |
|          |                 |            | 1       | 24        | 21.90               | 21.78    | 21.80  |
|          |                 |            | 1       | 49        | 21.78               | 21.81    | 21.72  |
|          |                 |            | 25      | 0         | 21.03               | 21.02    | 20.95  |
|          |                 |            | 25      | 12        | 21.07               | 20.99    | 20.92  |
|          |                 |            | 25      | 24        | 21.11               | 21.08    | 20.94  |
|          |                 |            | 50      | 0         | 21.07               | 20.90    | 20.81  |

**LTE Band 17 part:**

| LTE Band | Bandwidth (MHz) | Modulation | RB Size | RB Offset | Average Power (dBm) |          |          |
|----------|-----------------|------------|---------|-----------|---------------------|----------|----------|
|          |                 |            |         |           | 23755               | 23790    | 23825    |
|          |                 |            |         |           | 706.5MHz            | 710.0MHz | 713.5MHz |
| Band 17  | 5               | QPSK       | 1       | 0         | 22.90               | 22.78    | 22.85    |
|          |                 |            | 1       | 12        | 22.88               | 22.72    | 22.76    |
|          |                 |            | 1       | 24        | 22.95               | 22.76    | 22.90    |
|          |                 |            | 12      | 0         | 21.71               | 21.85    | 21.86    |
|          |                 |            | 12      | 6         | 21.93               | 21.92    | 21.80    |
|          |                 |            | 12      | 11        | 21.79               | 21.75    | 21.98    |
|          |                 |            | 25      | 0         | 21.66               | 21.82    | 21.87    |
|          |                 | 16QAM      | 1       | 0         | 21.74               | 21.56    | 21.62    |
|          |                 |            | 1       | 12        | 21.69               | 21.62    | 21.58    |
|          |                 |            | 1       | 24        | 21.71               | 21.76    | 21.45    |
|          |                 |            | 12      | 0         | 20.96               | 20.93    | 20.88    |
|          |                 |            | 12      | 6         | 20.82               | 20.87    | 20.92    |
|          |                 |            | 12      | 11        | 20.82               | 20.96    | 21.01    |
|          |                 |            | 25      | 0         | 20.75               | 20.80    | 20.98    |

| LTE Band | Bandwidth (MHz) | Modulation | RB Size | RB Offset | Average Power (dBm) |          |          |
|----------|-----------------|------------|---------|-----------|---------------------|----------|----------|
|          |                 |            |         |           | 23780               | 23790    | 23800    |
|          |                 |            |         |           | 709.0MHz            | 710.0MHz | 711.0MHz |
| Band 17  | 10              | QPSK       | 1       | 0         | 22.92               | 22.76    | 22.73    |
|          |                 |            | 1       | 24        | 22.71               | 22.64    | 22.57    |
|          |                 |            | 1       | 49        | 22.89               | 22.83    | 22.75    |
|          |                 |            | 25      | 0         | 21.94               | 21.85    | 21.60    |
|          |                 |            | 25      | 12        | 21.66               | 21.80    | 21.62    |
|          |                 |            | 25      | 24        | 21.68               | 21.75    | 21.87    |
|          |                 |            | 50      | 0         | 21.74               | 21.91    | 21.87    |
|          |                 | 16QAM      | 1       | 0         | 21.85               | 21.84    | 21.85    |
|          |                 |            | 1       | 24        | 21.75               | 21.89    | 21.89    |
|          |                 |            | 1       | 49        | 21.80               | 21.98    | 21.98    |
|          |                 |            | 25      | 0         | 21.01               | 21.06    | 20.90    |
|          |                 |            | 25      | 12        | 21.09               | 21.08    | 20.81    |
|          |                 |            | 25      | 24        | 21.08               | 21.08    | 20.83    |
|          |                 |            | 50      | 0         | 20.92               | 20.84    | 20.70    |

**LTE Band 66 part**

| LTE Band | Bandwidth (MHz) | Modulation | RB Size | RB Offset | Average Power (dBm) |            |            |
|----------|-----------------|------------|---------|-----------|---------------------|------------|------------|
|          |                 |            |         |           | 131979              | 132322     | 132665     |
|          |                 |            |         |           | 1710.70MHz          | 1745.00MHz | 1779.30MHz |
| Band 66  | 1.4             | QPSK       | 1       | 0         | 23.14               | 23.06      | 23.21      |
|          |                 |            | 1       | 2         | 23.11               | 23.13      | 23.24      |
|          |                 |            | 1       | 5         | 23.13               | 23.13      | 23.21      |
|          |                 |            | 3       | 0         | 22.28               | 22.18      | 22.24      |
|          |                 |            | 3       | 1         | 22.28               | 22.19      | 22.29      |
|          |                 |            | 3       | 2         | 22.27               | 22.20      | 22.29      |
|          |                 |            | 6       | 0         | 22.24               | 22.15      | 22.14      |
|          |                 | 16QAM      | 1       | 0         | 22.45               | 22.42      | 22.46      |
|          |                 |            | 1       | 2         | 22.53               | 22.46      | 22.39      |
|          |                 |            | 1       | 5         | 22.48               | 22.49      | 22.41      |
|          |                 |            | 3       | 0         | 21.33               | 21.45      | 21.50      |
|          |                 |            | 3       | 1         | 21.34               | 21.30      | 21.46      |
|          |                 |            | 3       | 2         | 21.28               | 21.31      | 21.48      |
|          |                 |            | 6       | 0         | 21.18               | 21.25      | 21.24      |

| LTE Band | Bandwidth (MHz) | Modulation | RB Size | RB Offset | Average Power (dBm) |            |            |
|----------|-----------------|------------|---------|-----------|---------------------|------------|------------|
|          |                 |            |         |           | 131987              | 132322     | 132657     |
|          |                 |            |         |           | 1711.50MHz          | 1745.00MHz | 1778.50MHz |
| Band 66  | 3               | QPSK       | 1       | 0         | 23.32               | 23.01      | 23.19      |
|          |                 |            | 1       | 7         | 23.29               | 23.02      | 23.26      |
|          |                 |            | 1       | 14        | 23.27               | 23.01      | 23.19      |
|          |                 |            | 8       | 0         | 22.31               | 22.15      | 22.20      |
|          |                 |            | 8       | 4         | 22.31               | 22.16      | 22.20      |
|          |                 |            | 8       | 7         | 22.24               | 22.14      | 22.08      |
|          |                 |            | 15      | 0         | 22.25               | 22.11      | 22.18      |
|          |                 | 16QAM      | 1       | 0         | 22.41               | 22.32      | 22.52      |
|          |                 |            | 1       | 7         | 22.42               | 22.27      | 22.47      |
|          |                 |            | 1       | 14        | 22.33               | 22.24      | 22.43      |
|          |                 |            | 8       | 0         | 21.43               | 21.40      | 21.41      |
|          |                 |            | 8       | 4         | 21.38               | 21.43      | 21.30      |
|          |                 |            | 8       | 7         | 21.50               | 21.47      | 21.43      |
|          |                 |            | 15      | 0         | 21.27               | 21.10      | 21.33      |



| LTE Band | Bandwidth (MHz) | Modulation | RB Size | RB Offset | Average Power (dBm) |            |            |
|----------|-----------------|------------|---------|-----------|---------------------|------------|------------|
|          |                 |            |         |           | 131997              | 132322     | 132647     |
|          |                 |            |         |           | 1712.50MHz          | 1745.00MHz | 1777.50MHz |
| Band 66  | 5               | QPSK       | 1       | 0         | 23.25               | 23.24      | 23.18      |
|          |                 |            | 1       | 12        | 23.20               | 23.28      | 23.24      |
|          |                 |            | 1       | 24        | 23.15               | 23.33      | 23.21      |
|          |                 |            | 12      | 0         | 22.31               | 22.24      | 22.18      |
|          |                 |            | 12      | 6         | 22.26               | 22.14      | 22.20      |
|          |                 |            | 12      | 11        | 22.27               | 22.27      | 22.21      |
|          |                 |            | 25      | 0         | 22.21               | 22.12      | 22.12      |
|          |                 | 16QAM      | 1       | 0         | 22.41               | 22.34      | 22.22      |
|          |                 |            | 1       | 12        | 22.39               | 21.32      | 22.32      |
|          |                 |            | 1       | 24        | 22.44               | 22.25      | 22.28      |
|          |                 |            | 12      | 0         | 21.41               | 21.34      | 21.32      |
|          |                 |            | 12      | 6         | 21.51               | 21.21      | 21.27      |
|          |                 |            | 12      | 11        | 21.45               | 21.28      | 21.42      |
|          |                 |            | 25      | 0         | 21.34               | 21.19      | 21.23      |

| LTE Band | Bandwidth (MHz) | Modulation | RB Size | RB Offset | Average Power (dBm) |            |            |
|----------|-----------------|------------|---------|-----------|---------------------|------------|------------|
|          |                 |            |         |           | 132022              | 132322     | 132622     |
|          |                 |            |         |           | 1715.00MHz          | 1745.00MHz | 1775.00MHz |
| Band 66  | 10              | QPSK       | 1       | 0         | 23.26               | 23.22      | 23.25      |
|          |                 |            | 1       | 24        | 23.27               | 23.19      | 23.17      |
|          |                 |            | 1       | 49        | 23.29               | 23.27      | 23.19      |
|          |                 |            | 25      | 0         | 22.33               | 22.23      | 22.22      |
|          |                 |            | 25      | 12        | 22.22               | 22.25      | 22.15      |
|          |                 |            | 25      | 24        | 22.26               | 22.19      | 22.23      |
|          |                 |            | 50      | 0         | 22.17               | 22.15      | 22.20      |
|          |                 | 16QAM      | 1       | 0         | 22.31               | 22.36      | 22.30      |
|          |                 |            | 1       | 24        | 22.44               | 22.40      | 22.36      |
|          |                 |            | 1       | 49        | 22.45               | 22.29      | 22.33      |
|          |                 |            | 25      | 0         | 21.39               | 21.33      | 21.32      |
|          |                 |            | 25      | 12        | 21.48               | 21.31      | 21.38      |
|          |                 |            | 25      | 24        | 21.38               | 21.29      | 21.33      |
|          |                 |            | 50      | 0         | 21.33               | 21.21      | 21.26      |

| LTE Band | Bandwidth (MHz) | Modulation | RB Size | RB Offset | Average Power (dBm) |            |            |
|----------|-----------------|------------|---------|-----------|---------------------|------------|------------|
|          |                 |            |         |           | 132047              | 132322     | 132597     |
|          |                 |            |         |           | 1717.50MHz          | 1745.00MHz | 1772.50MHz |
| Band 66  | 15              | QPSK       | 1       | 0         | 23.20               | 23.13      | 23.25      |
|          |                 |            | 1       | 37        | 23.21               | 23.18      | 23.24      |
|          |                 |            | 1       | 74        | 23.13               | 23.15      | 23.22      |
|          |                 |            | 36      | 0         | 22.29               | 22.07      | 22.23      |
|          |                 |            | 36      | 16        | 22.18               | 22.12      | 22.13      |
|          |                 |            | 36      | 35        | 22.21               | 22.10      | 22.20      |
|          |                 |            | 75      | 0         | 22.06               | 22.01      | 22.07      |
|          |                 | 16QAM      | 1       | 0         | 22.23               | 22.28      | 22.30      |
|          |                 |            | 1       | 37        | 22.16               | 22.13      | 22.26      |
|          |                 |            | 1       | 74        | 22.10               | 22.16      | 22.26      |
|          |                 |            | 36      | 0         | 21.21               | 21.25      | 21.25      |
|          |                 |            | 36      | 16        | 21.30               | 21.23      | 21.29      |
|          |                 |            | 36      | 35        | 21.31               | 21.28      | 21.22      |
|          |                 |            | 75      | 0         | 21.20               | 21.21      | 21.13      |

| LTE Band | Bandwidth (MHz) | Modulation | RB Size | RB Offset | Average Power (dBm) |            |            |
|----------|-----------------|------------|---------|-----------|---------------------|------------|------------|
|          |                 |            |         |           | 132072              | 132322     | 132572     |
|          |                 |            |         |           | 1720.00MHz          | 1745.00MHz | 1770.00MHz |
| Band 66  | 20              | QPSK       | 1       | 0         | 23.31               | 23.26      | 23.29      |
|          |                 |            | 1       | 49        | 23.24               | 23.31      | 23.21      |
|          |                 |            | 1       | 99        | 23.17               | 23.33      | 23.22      |
|          |                 |            | 50      | 0         | 22.20               | 22.16      | 22.22      |
|          |                 |            | 50      | 24        | 22.13               | 22.23      | 22.16      |
|          |                 |            | 50      | 49        | 22.21               | 22.19      | 22.14      |
|          |                 |            | 100     | 0         | 22.08               | 22.14      | 22.09      |
|          |                 | 16QAM      | 1       | 0         | 22.51               | 22.42      | 22.65      |
|          |                 |            | 1       | 49        | 22.45               | 22.48      | 22.47      |
|          |                 |            | 1       | 99        | 22.41               | 22.57      | 22.50      |
|          |                 |            | 50      | 0         | 21.40               | 21.22      | 21.28      |
|          |                 |            | 50      | 24        | 21.28               | 21.19      | 21.29      |
|          |                 |            | 50      | 49        | 21.31               | 21.25      | 21.30      |
|          |                 |            | 100     | 0         | 21.30               | 21.15      | 21.19      |

### 13.4 WLAN 2.4 GHz Band Conducted Power

| Channel | Frequency (MHz) | Average Power (dBm) |              |                |
|---------|-----------------|---------------------|--------------|----------------|
|         |                 | 802.11 b            | 802.11 g     | 802.11n (HT20) |
| CH 01   | 2412            | <b>14.51</b>        | 12.98        | 11.65          |
| CH 06   | 2437            | 14.26               | <b>13.30</b> | 12.06          |
| CH 11   | 2462            | 14.50               | 13.07        | 11.95          |

**Note:**

- Per KDB 447498 D01v06, the 1-g SAR test exclusion thresholds for 100 MHz to 6 GHz at *test separation distances* ≤ 50 mm are determined by:  

$$[(\text{max. power of channel, including tune-up tolerance, mW}) / (\text{min. test separation distance, mm})] \cdot [\sqrt{f(\text{GHz})}] \leq 3.0$$
 for 1-g SAR, where
  - f(GHz) is the RF channel transmit frequency in GHz
  - Power and distance are rounded to the nearest mW and mm before calculation
  - The result is rounded to one decimal place for comparison

| Channel | Frequency (GHz) | Max. Tune-up Power (dBm) | Max. Power (mW) | Test distance (mm) | Result | exclusion thresholds for 1-g SAR |
|---------|-----------------|--------------------------|-----------------|--------------------|--------|----------------------------------|
| b/CH 01 | 2.412           | 15.0                     | 31.62           | 5                  | 9.80   | 3.0                              |
| g/CH 06 | 2.437           | 13.5                     | 22.39           | 5                  | 6.99   | 3.0                              |

- Base on the result of note1, RF exposure evaluation of 802.11 b mode is required.
- Per KDB 248227 D01v02r02, choose the highest output power channel to test SAR and determine further SAR exclusion.
- Per KDB 248227 D01v02r02, In the 2.4 GHz band, separate SAR procedures are applied to DSSS and OFDM configurations to simplify DSSS test requirements. SAR is not required for the following 2.4 GHz OFDM conditions:
  - When KDB Publication 447498 SAR test exclusion applies to the OFDM configuration.
  - When the highest reported SAR for DSSS is adjusted by the ratio of OFDM to DSSS specified maximum output power and the adjusted SAR is ≤ 1.2 W/kg.
- The output power of all data rate were pre-scan, just the worst case (the lowest data rate) of all mode were shown in report.
- Per KDB 248227 D01V02r02 section 2.2, when the EUT in continuously transmitting mode, the actual duty cycle is 99.72%, so the duty cycle factor is 1.01.

### 13.5 Bluetooth Conducted Power

| Average Power (dBm) (Bluetooth) |                 |      |                |             |
|---------------------------------|-----------------|------|----------------|-------------|
| Channel                         | Frequency (MHz) | GFSK | $\pi/4$ -DQPSK | 8DPSK       |
| CH 00                           | 2402            | 7.05 | 6.12           | 6.70        |
| CH 39                           | 2441            | 6.12 | 7.28           | <b>7.86</b> |
| CH 78                           | 2480            | 5.03 | 6.03           | 6.59        |

| Average Power (dBm) |                 |       |
|---------------------|-----------------|-------|
| Channel             | Frequency (MHz) | BLE   |
| CH 00               | 2402            | -5.50 |
| CH 20               | 2442            | -5.48 |
| CH 39               | 2480            | -6.16 |

**Note:**

- Per KDB 447498 D01v06, the 1-g SAR test exclusion thresholds for 100 MHz to 6 GHz at *test separation distances*  $\leq$  50 mm are determined by:  

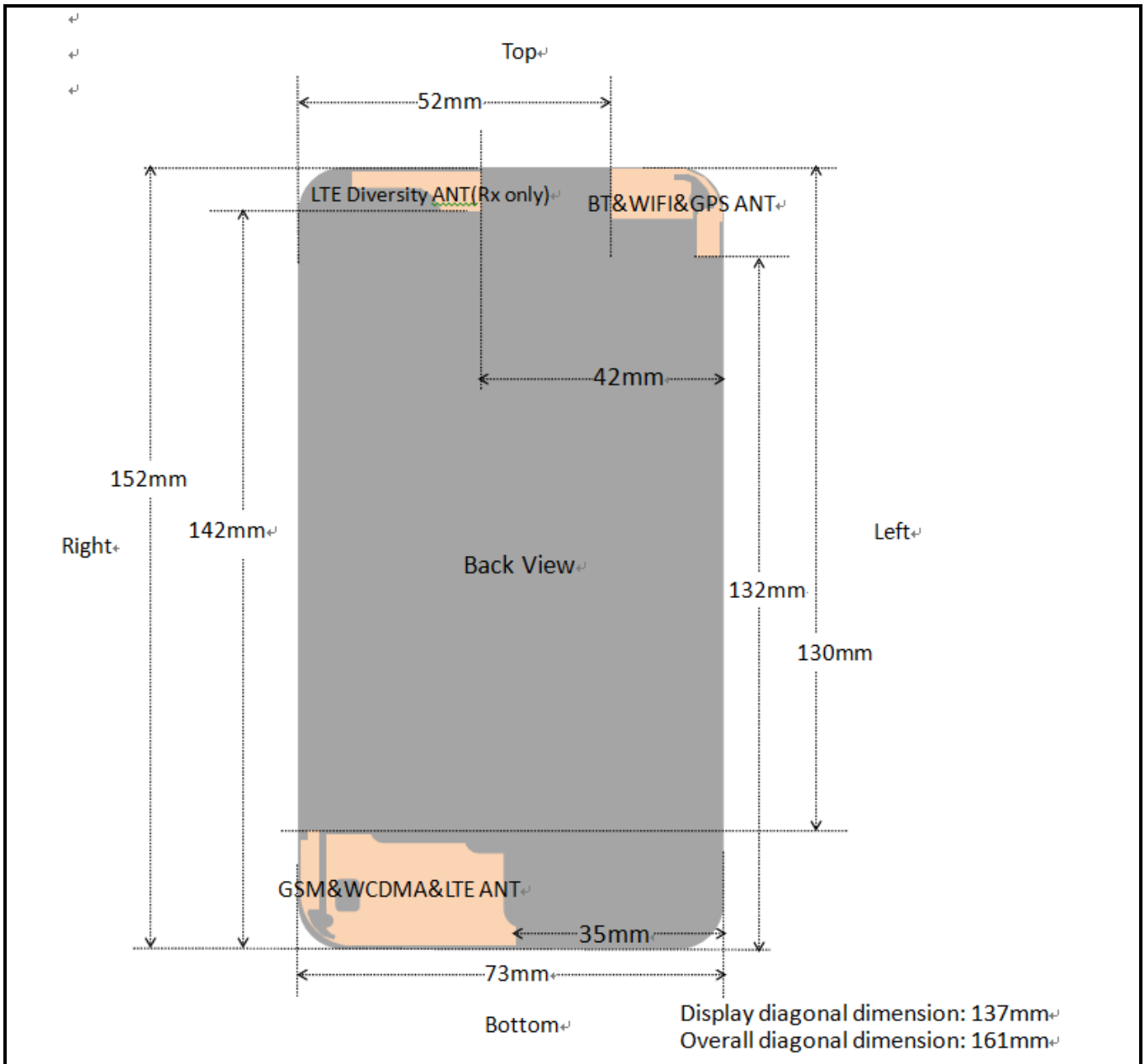
$$[(\text{max. power of channel, including tune-up tolerance, mW}) / (\text{min. test separation distance, mm})] \cdot [\sqrt{f(\text{GHz})}] \leq 3.0$$
 for 1-g SAR, where
  - $f(\text{GHz})$  is the RF channel transmit frequency in GHz
  - Power and distance are rounded to the nearest mW and mm before calculation
  - The result is rounded to one decimal place for comparison

| Channel | Frequency (GHz) | Max. tune-up Power (dBm) | Max. Power (mW) | Test distance (mm) | Result | exclusion thresholds for 1-g SAR |
|---------|-----------------|--------------------------|-----------------|--------------------|--------|----------------------------------|
| CH 39   | 2.441           | 8.0                      | 6.31            | 5                  | 1.97   | 3.0                              |

- The max. tune-up power was provided by manufacturer, base on the result of note 1, RF exposure evaluation is not required.
- The output power of all data rate were pre-scan, just the worst case of all mode were shown in report.
- When the minimum *test separation distance* is  $<$  5 mm, a distance of 5 mm according is applied to determine SAR test exclusion.

## 14 Exposure Positions Consideration

### 14.1 EUT Antenna Locations



**Fig.14.1 EUT Antenna Locations**

*Note: This antenna diagram is only used as a reference for the distance from the antenna to each edge. For the specific shape of the antenna, please refer to the physical photo.*

### 14.2 Test Positions Consideration

| Distance of Antennas to EUT edge/surface<br>Test distance: 10mm |       |       |          |             |            |           |
|---|-------|-------|----------|-------------|------------|-----------|
| Antennas  | Back  | Front | Top Side | Bottom Side | Right Side | Left Side |
| 2G/3G/4G  | <25mm | <25mm | 130mm    | <25mm       | <25mm      | 35mm      |
| WLAN & Bluetooth  | <25mm | <25mm | <25mm    | 132mm       | 52mm       | <25mm     |

| Test Positions<br>Test distance: 10mm |      |       |          |             |            |           |
|---------------------------------------|------|-------|----------|-------------|------------|-----------|
| Antennas                              | Back | Front | Top Side | Bottom Side | Right Side | Left Side |
| 2G/3G/4G                              | Yes  | Yes   | No       | Yes         | Yes        | No        |
| WLAN & Bluetooth                      | Yes  | Yes   | Yes      | No          | No         | Yes       |

**Note:**

1. Head/Body-worn/Hotspot mode SAR assessments are required.
2. Referring to KDB 941225 D06 v02r01, when the overall device length and width are  $\geq 9\text{cm} * 5\text{cm}$ , the test distance is 10mm. SAR must be measured for all sides and surfaces with a transmitting antenna located within 25mm from that surface or edge.
3. Per KDB 447498 D01v06, for handsets the test separation distance is determined by the smallest distance between the outer surface of the device and the user, which is 0 mm for head SAR, 10 mm for hotspot SAR, and 10 mm for body-worn SAR.

## 15 SAR Test Results Summary

### 15.1 Standalone Head SAR Data

➤ GSM Head SAR

| Plot No.  | Band/Mode     | Test Position | CH. | Freq. (MHz) | Ave. Power (dBm)                            | Power Drift (dB) | Tune-Up Limit (dBm) | Meas. SAR <sub>1g</sub> (W/kg) | Scaling Factor | Reported SAR <sub>1g</sub> (W/kg) |
|---|---------------|---------------|-----|-------------|---|------------------|---------------------|--------------------------------|----------------|-----------------------------------|
| 1   | GSM850/Voice  | Right Cheek   | 190 | 836.6       | 33.16                                       | -0.01            | 33.5                | <b>0.106</b>                   | 1.081          | 0.115                             |
|   | GSM850/Voice  | Right Tilted  | 190 | 836.6       | 33.16                                       | -0.07            | 33.5                | 0.049                          | 1.081          | 0.053                             |
|   | GSM850/Voice  | Left Cheek    | 190 | 836.6       | 33.16                                       | 0.02             | 33.5                | 0.101                          | 1.081          | 0.109                             |
|   | GSM850/Voice  | Left Tilted   | 190 | 836.6       | 33.16                                       | -0.08            | 33.5                | 0.045                          | 1.081          | 0.049                             |
| 2   | GSM1900/Voice | Right Cheek   | 810 | 1909.8      | 30.15                                       | -0.02            | 30.5                | <b>0.168</b>                   | 1.084          | 0.182                             |
|   | GSM1900/Voice | Right Tilted  | 810 | 1909.8      | 30.15                                       | 0.01             | 30.5                | 0.080                          | 1.084          | 0.087                             |
|   | GSM1900/Voice | Left Cheek    | 810 | 1909.8      | 30.15                                       | 0.04             | 30.5                | 0.106                          | 1.084          | 0.115                             |
|   | GSM1900/Voice | Left Tilted   | 810 | 1909.8      | 30.15                                       | 0.07             | 30.5                | 0.048                          | 1.084          | 0.052                             |
| <b>ANSI / IEEE C95.1 – SAFETY LIMIT<br/>Spatial Peak<br/>Uncontrolled Exposure/General Population</b> |               |               |     |             | <b>1.6 W/kg (mW/g)<br/>Averaged over 1g</b> |                  |                     |                                |                |                                   |

➤ WCDMA Head SAR

| Plot No.  | Band/Mode   | Test Position | CH.  | Freq. (MHz) | Ave. Power (dBm)                            | Power Drift (dB) | Tune-Up Limit (dBm) | Meas. SAR <sub>1g</sub> (W/kg) | Scaling Factor | Reported SAR <sub>1g</sub> (W/kg) |
|---|-------------|---------------|------|-------------|---|------------------|---------------------|--------------------------------|----------------|-----------------------------------|
| 3   | Band V/RMC  | Right Cheek   | 4233 | 846.6       | 22.78                                       | -0.02            | 23.0                | <b>0.147</b>                   | 1.052          | 0.155                             |
|   | Band V/RMC  | Right Tilted  | 4233 | 846.6       | 22.78                                       | -0.09            | 23.0                | 0.070                          | 1.052          | 0.074                             |
|   | Band V/RMC  | Left Cheek    | 4233 | 846.6       | 22.78                                       | 0.19             | 23.0                | 0.138                          | 1.052          | 0.145                             |
|   | Band V/RMC  | Left Tilted   | 4233 | 846.6       | 22.78                                       | -0.14            | 23.0                | 0.063                          | 1.052          | 0.066                             |
| 4   | Band II/RMC | Right Cheek   | 9538 | 1907.6      | 23.21                                       | 0.20             | 23.5                | <b>0.204</b>                   | 1.069          | 0.218                             |
|   | Band II/RMC | Right Tilted  | 9538 | 1907.6      | 23.21                                       | 0.01             | 23.5                | 0.098                          | 1.069          | 0.105                             |
|   | Band II/RMC | Left Cheek    | 9538 | 1907.6      | 23.21                                       | -0.06            | 23.5                | 0.163                          | 1.069          | 0.174                             |
|   | Band II/RMC | Left Tilted   | 9538 | 1907.6      | 23.21                                       | 0.12             | 23.5                | 0.076                          | 1.069          | 0.081                             |
| <b>ANSI / IEEE C95.1 – SAFETY LIMIT<br/>Spatial Peak<br/>Uncontrolled Exposure/General Population</b> |             |               |      |             | <b>1.6 W/kg (mW/g)<br/>Averaged over 1g</b> |                  |                     |                                |                |                                   |

➤ LTE 20MHz QPSK 1RB Head SAR

| Plot No.  | Band/Mode    | Test Position | CH.    | Freq. (MHz) | Ave. Power (dBm)                            | Power Drift (dB) | Tune-Up Limit (dBm) | Meas. SAR <sub>1g</sub> (W/kg) | Scaling Factor | Reported SAR <sub>1g</sub> (W/kg) |
|---|--------------|---------------|--------|-------------|---|------------------|---------------------|--------------------------------|----------------|-----------------------------------|
| 5   | Band2/RB#0   | Right Cheek   | 18900  | 1880.0      | 23.58                                       | 0.14             | 24.0                | <b>0.239</b>                   | 1.102          | 0.263                             |
|   | Band2/RB#0   | Right Tilted  | 18900  | 1880.0      | 23.58                                       | -0.11            | 24.0                | 0.112                          | 1.102          | 0.123                             |
|   | Band2/RB#0   | Left Cheek    | 18900  | 1880.0      | 23.58                                       | -0.06            | 24.0                | 0.191                          | 1.102          | 0.210                             |
|   | Band2/RB#0   | Left Tilted   | 18900  | 1880.0      | 23.58                                       | 0.02             | 24.0                | 0.093                          | 1.102          | 0.102                             |
| 6   | Band7/RB#99  | Right Cheek   | 21100  | 2535.0      | 23.14                                       | 0.00             | 23.5                | <b>0.057</b>                   | 1.086          | 0.062                             |
|   | Band7/RB#99  | Right Tilted  | 21100  | 2535.0      | 23.14                                       | 0.05             | 23.5                | 0.024                          | 1.086          | 0.026                             |
|   | Band7/RB#99  | Left Cheek    | 21100  | 2535.0      | 23.14                                       | -0.04            | 23.5                | 0.042                          | 1.086          | 0.046                             |
|   | Band7/RB#99  | Left Tilted   | 21100  | 2535.0      | 23.14                                       | -0.14            | 23.5                | 0.017                          | 1.086          | 0.018                             |
| 7   | Band66/RB#99 | Right Cheek   | 132322 | 1745.0      | 23.33                                       | 0.14             | 23.5                | <b>0.231</b>                   | 1.040          | 0.240                             |
|   | Band66/RB#99 | Right Tilted  | 132322 | 1745.0      | 23.33                                       | 0.05             | 23.5                | 0.108                          | 1.040          | 0.112                             |
|   | Band66/RB#99 | Left Cheek    | 132322 | 1745.0      | 23.33                                       | -0.09            | 23.5                | 0.205                          | 1.040          | 0.213                             |
|   | Band66/RB#99 | Left Tilted   | 132322 | 1745.0      | 23.33                                       | 0.02             | 23.5                | 0.099                          | 1.040          | 0.103                             |
| <b>ANSI / IEEE C95.1 – SAFETY LIMIT<br/>Spatial Peak<br/>Uncontrolled Exposure/General Population</b> |              |               |        |             | <b>1.6 W/kg (mW/g)<br/>Averaged over 1g</b> |                  |                     |                                |                |                                   |

=

➤ LTE 10MHz QPSK 1RB Head SAR

| Plot No. | Band/Mode   | Test Position | CH.   | Freq. (MHz) | Ave. Power (dBm) | Power Drift (dB) | Tune-Up Limit (dBm) | Meas. SAR <sub>1g</sub> (W/kg) | Scaling Factor | Reported SAR <sub>1g</sub> (W/kg) |
|----------|-------------|---------------|-------|-------------|------------------|------------------|---------------------|--------------------------------|----------------|-----------------------------------|
| 8        | Band12/RB#0 | Right Cheek   | 23060 | 704.0       | 23.95            | 0.00             | 24.0                | <b>0.103</b>                   | 1.012          | 0.104                             |
|          | Band12/RB#0 | Right Tilted  | 23060 | 704.0       | 23.95            | -0.10            | 24.0                | 0.049                          | 1.012          | 0.050                             |

|   |             |       |       |       |       |   |       |       |       |  |
|---|-------------|-------|-------|-------|-------|---|-------|-------|-------|--|
| Band12/RB#0   | Left Cheek  | 23060 | 704.0 | 23.95 | 0.05  | 24.0  | 0.082 | 1.012 | 0.083 |  |
| Band12/RB#0   | Left Tilted | 23060 | 704.0 | 23.95 | -0.03 | 24.0  | 0.038 | 1.012 | 0.038 |  |
| <b>ANSI / IEEE C95.1 – SAFETY LIMIT<br/>Spatial Peak<br/>Uncontrolled Exposure/General Population</b> |             |       |       |       |       | <b>1.6 W/kg (mW/g)<br/>Averaged over 1g</b> |       |       |       |  |

➤ LTE 20MHz QPSK 50%RB Head SAR

| Plot No.  | Band/Mode    | Test Position | CH.    | Freq. (MHz) | Ave. Power (dBm) | Power Drift (dB)                            | Tune-Up Limit (dBm) | Meas. SAR <sub>1g</sub> (W/kg) | Scaling Factor | Reported SAR <sub>1g</sub> (W/kg) |
|---|--------------|---------------|--------|-------------|------------------|---|---------------------|--------------------------------|----------------|-----------------------------------|
| 9   | Band2/RB#49  | Right Cheek   | 18700  | 1860.0      | 22.43            | 0.03  | 22.5                | <b>0.183</b>                   | 1.016          | 0.186                             |
|   | Band2/RB#49  | Right Tilted  | 18700  | 1860.0      | 22.43            | 0.01  | 22.5                | 0.086                          | 1.016          | 0.087                             |
|   | Band2/RB#49  | Left Cheek    | 18700  | 1860.0      | 22.43            | -0.07                                       | 22.5                | 0.145                          | 1.016          | 0.147                             |
|   | Band2/RB#49  | Left Tilted   | 18700  | 1860.0      | 22.43            | -0.12                                       | 22.5                | 0.070                          | 1.016          | 0.071                             |
| 10  | Band7/RB#49  | Right Cheek   | 21100  | 2535.0      | 22.40            | 0.02  | 22.5                | <b>0.055</b>                   | 1.023          | 0.056                             |
|   | Band7/RB#49  | Right Tilted  | 21100  | 2535.0      | 22.40            | -0.03                                       | 22.5                | 0.021                          | 1.023          | 0.021                             |
|   | Band7/RB#49  | Left Cheek    | 21100  | 2535.0      | 22.40            | -0.13                                       | 22.5                | 0.039                          | 1.023          | 0.040                             |
|   | Band7/RB#49  | Left Tilted   | 21100  | 2535.0      | 22.40            | -0.20                                       | 22.5                | 0.016                          | 1.023          | 0.016                             |
| 11  | Band66/RB#24 | Right Cheek   | 132322 | 1745.0      | 22.23            | 0.04  | 22.5                | <b>0.155</b>                   | 1.064          | 0.165                             |
|   | Band66/RB#24 | Right Tilted  | 132322 | 1745.0      | 22.23            | 0.07  | 22.5                | 0.074                          | 1.064          | 0.079                             |
|   | Band66/RB#24 | Left Cheek    | 132322 | 1745.0      | 22.23            | -0.01                                       | 22.5                | 0.138                          | 1.064          | 0.147                             |
|   | Band66/RB#24 | Left Tilted   | 132322 | 1745.0      | 22.23            | 0.03  | 22.5                | 0.067                          | 1.064          | 0.071                             |
| <b>ANSI / IEEE C95.1 – SAFETY LIMIT<br/>Spatial Peak<br/>Uncontrolled Exposure/General Population</b> |              |               |        |             |                  | <b>1.6 W/kg (mW/g)<br/>Averaged over 1g</b> |                     |                                |                |                                   |

➤ LTE 10MHz QPSK 50%RB Head SAR

| Plot No.  | Band/Mode    | Test Position | CH.   | Freq. (MHz) | Ave. Power (dBm) | Power Drift (dB)                            | Tune-Up Limit (dBm) | Meas. SAR <sub>1g</sub> (W/kg) | Scaling Factor | Reported SAR <sub>1g</sub> (W/kg) |
|---|--------------|---------------|-------|-------------|------------------|---|---------------------|--------------------------------|----------------|-----------------------------------|
| 12  | Band12/RB#24 | Right Cheek   | 23060 | 704.0       | 21.97            | -0.03                                       | 22.0                | <b>0.084</b>                   | 1.007          | 0.085                             |
|   | Band12/RB#24 | Right Tilted  | 23060 | 704.0       | 21.97            | 0.16  | 22.0                | 0.039                          | 1.007          | 0.039                             |
|   | Band12/RB#24 | Left Cheek    | 23060 | 704.0       | 21.97            | 0.01  | 22.0                | 0.067                          | 1.007          | 0.067                             |
|   | Band12/RB#24 | Left Tilted   | 23060 | 704.0       | 21.97            | 0.00  | 22.0                | 0.030                          | 1.007          | 0.030                             |
| <b>ANSI / IEEE C95.1 – SAFETY LIMIT<br/>Spatial Peak<br/>Uncontrolled Exposure/General Population</b> |              |               |       |             |                  | <b>1.6 W/kg (mW/g)<br/>Averaged over 1g</b> |                     |                                |                |                                   |

➤ WLAN 2.4 GHz Head SAR

| Plot No.  | Band/Mode             | Test Position       | CH.       | Freq. (MHz)   | Ave. Power (dBm) | Power Drift (dB)                            | Tune-Up Limit (dBm) | Meas. SAR <sub>1g</sub> (W/kg) | Scaling Factor | D.C Factor  | Reported SAR <sub>1g</sub> (W/kg) |
|---|-----------------------|---------------------|-----------|---------------|------------------|---|---------------------|--------------------------------|----------------|-------------|-----------------------------------|
|   | 2.4GHz/802.11b        | Right Cheek         | 01        | 2412.0        | 14.51            | -0.04                                       | 15.0                | 0.823                          | 1.119          | 1.01        | 0.930                             |
|   | <b>2.4GHz/802.11b</b> | <b>Right Cheek</b>  | <b>01</b> | <b>2412.0</b> | <b>14.51</b>     | <b>-0.11</b>                                | <b>15.0</b>         | <b>0.815</b>                   | <b>1.119</b>   | <b>1.01</b> | <b>0.921</b>                      |
|   | 2.4GHz/802.11b        | Right Cheek         | 06        | 2437.0        | 14.26            | 0.09  | 14.5                | 0.721                          | 1.057          | 1.01        | 0.770                             |
|   | 2.4GHz/802.11b        | Right Cheek         | 11        | 2462.0        | 14.50            | -0.17                                       | 15.0                | 0.524                          | 1.122          | 1.01        | 0.594                             |
| 13  | 2.4GHz/802.11b        | Right Tilted        | 01        | 2412.0        | 14.51            | 0.00  | 15.0                | <b>0.835</b>                   | 1.119          | 1.01        | 0.944                             |
|   | <b>2.4GHz/802.11b</b> | <b>Right Tilted</b> | <b>01</b> | <b>2412.0</b> | <b>14.51</b>     | <b>-0.02</b>                                | <b>15.0</b>         | <b>0.831</b>                   | <b>1.119</b>   | <b>1.01</b> | <b>0.939</b>                      |
|   | 2.4GHz/802.11b        | Right Tilted        | 06        | 2437.0        | 14.26            | 0.11  | 14.5                | 0.743                          | 1.057          | 1.01        | 0.793                             |
|   | 2.4GHz/802.11b        | Right Tilted        | 11        | 2462.0        | 14.50            | 0.02  | 15.0                | 0.559                          | 1.122          | 1.01        | 0.633                             |
|   | 2.4GHz/802.11b        | Left Cheek          | 01        | 2412.0        | 14.51            | -0.06                                       | 15.0                | 0.315                          | 1.119          | 1.01        | 0.356                             |
|   | 2.4GHz/802.11b        | Left Tilted         | 01        | 2412.0        | 14.51            | -0.17                                       | 15.0                | 0.323                          | 1.119          | 1.01        | 0.365                             |
| <b>ANSI / IEEE C95.1 – SAFETY LIMIT<br/>Spatial Peak<br/>Uncontrolled Exposure/General Population</b> |                       |                     |           |               |                  | <b>1.6 W/kg (mW/g)<br/>Averaged over 1g</b> |                     |                                |                |             |                                   |

**Note:**

- Per KDB 447498 D01v06, for each exposure position, if the highest output power channel Reported SAR ≤ 0.8W/kg, other channels SAR testing is not necessary.
- Per KDB 865664 D01v01r04, for each frequency band, repeated SAR measurement is required when the measured SAR is ≥ 0.8W/kg.
- Per KDB 941225 D05v02r05, 100% RB allocation SAR measurement is not required when the highest reported SAR



- for 1 RB and 50% RB allocation are  $\leq 0.8$  W/kg.
- Per KDB 248227 D01v02r02, for 802.11b DSSS, when the reported SAR of the highest measured maximum output power channel for the exposure configuration is  $\leq 0.8$  W/kg, no further SAR testing is required in that exposure configuration.
  - Per KDB 248227 D01v02r02, OFDM SAR is not required when the highest reported SAR for DSSS is adjusted by the ratio of OFDM to DSSS specified maximum output power and the adjusted SAR is  $\leq 1.2$  W/kg. Cuz the maximum output power specified for OFDM and DSSS are 22.39mW(13.5dBm) and 31.62mW(15.0dBm), the scaled SAR would be  $0.944 \times (22.39/31.62) = 0.668$  W/Kg  $< 1.2$  W/kg, therefore, SAR is not required for OFDM.
  - According to KDB 865664 D02v01r02, SAR plot is required for the highest measured SAR in each exposure configuration, wireless mode and frequency band combination.

## 15.2 Standalone Body SAR

### > GSM Body SAR

| Plot No.  | Band/Mode     | Test Position | CH. | Freq. (MHz) | Ave. Power (dBm) | Power Drift (dB) | Tune-Up Limit (dBm)                         | Meas. SAR <sub>1g</sub> (W/kg) | Scaling Factor | Reported SAR <sub>1g</sub> (W/kg) |
|---|---------------|---------------|-----|-------------|------------------|------------------|---|--------------------------------|----------------|-----------------------------------|
|   | GSM850/Voice  | Front         | 190 | 836.6       | 33.16            | 0.06             | 33.5  | 0.049                          | 1.081          | 0.053                             |
| 14  | GSM850/Voice  | Back          | 190 | 836.6       | 33.16            | 0.01             | 33.5  | <b>0.125</b>                   | 1.081          | 0.135                             |
|   | GSM1900/Voice | Front         | 810 | 1909.8      | 30.15            | -0.05            | 30.5  | 0.342                          | 1.084          | 0.371                             |
| 15  | GSM1900/Voice | Back          | 810 | 1909.8      | 30.15            | 0.13             | 30.5  | <b>0.514</b>                   | 1.084          | 0.557                             |
| <b>ANSI / IEEE C95.1 – SAFETY LIMIT<br/>Spatial Peak<br/>Uncontrolled Exposure/General Population</b> |               |               |     |             |                  |                  | <b>1.6 W/kg (mW/g)<br/>Averaged over 1g</b> |                                |                |                                   |

### > WCDMA Body SAR

| Plot No.  | Band/Mode   | Test Position | CH.  | Freq. (MHz) | Ave. Power (dBm) | Power Drift (dB) | Tune-Up Limit (dBm)                         | Meas. SAR <sub>1g</sub> (W/kg) | Scaling Factor | Reported SAR <sub>1g</sub> (W/kg) |
|---|-------------|---------------|------|-------------|------------------|------------------|---|--------------------------------|----------------|-----------------------------------|
|   | Band V/RMC  | Front         | 4233 | 846.6       | 22.78            | -0.13            | 23.0  | 0.097                          | 1.052          | 0.102                             |
| 16  | Band V/RMC  | Back          | 4233 | 846.6       | 22.78            | -0.05            | 23.0  | <b>0.186</b>                   | 1.052          | 0.196                             |
|   | Band II/RMC | Front         | 9538 | 1907.6      | 23.21            | 0.01             | 23.5  | 0.495                          | 1.069          | 0.529                             |
| 17  | Band II/RMC | Back          | 9538 | 1907.6      | 23.21            | -0.02            | 23.5  | <b>0.676</b>                   | 1.069          | 0.723                             |
| <b>ANSI / IEEE C95.1 – SAFETY LIMIT<br/>Spatial Peak<br/>Uncontrolled Exposure/General Population</b> |             |               |      |             |                  |                  | <b>1.6 W/kg (mW/g)<br/>Averaged over 1g</b> |                                |                |                                   |

### > LTE 20MHz QPSK 1RB Body SAR

| Plot No.  | Band/Mode         | Test Position | CH.          | Freq. (MHz)   | Ave. Power (dBm) | Power Drift (dB) | Tune-Up Limit (dBm)                         | Meas. SAR <sub>1g</sub> (W/kg) | Scaling Factor | Reported SAR <sub>1g</sub> (W/kg) |
|---|-------------------|---------------|--------------|---------------|------------------|------------------|---|--------------------------------|----------------|-----------------------------------|
|   | Band2/RB#0        | Front         | 18900        | 1880.0        | 23.58            | -0.01            | 24.0  | 0.593                          | 1.102          | 0.653                             |
| 18  | Band2/RB#0        | Back          | 18900        | 1880.0        | 23.58            | -0.07            | 24.0  | <b>0.941</b>                   | 1.102          | 1.037                             |
|   | <b>Band2/RB#0</b> | <b>Back</b>   | <b>18900</b> | <b>1880.0</b> | <b>23.58</b>     | <b>-0.12</b>     | <b>24.0</b>                                 | <b>0.934</b>                   | <b>1.102</b>   | <b>1.029</b>                      |
|   | Band2/RB#0        | Back          | 18700        | 1860.0        | 23.41            | 0.01             | 23.5  | 0.682                          | 1.021          | 0.696                             |
|   | Band2/RB#99       | Back          | 19100        | 1900.0        | 23.51            | 0.00             | 24.0  | 0.790                          | 1.119          | 0.884                             |
|   | Band7/RB#99       | Front         | 21100        | 2535.0        | 23.14            | 0.00             | 23.5  | 0.094                          | 1.086          | 0.102                             |
| 19  | Band7/RB#99       | Back          | 21100        | 2535.0        | 23.14            | 0.04             | 23.5  | <b>0.533</b>                   | 1.086          | 0.579                             |
|   | Band66/RB#99      | Front         | 132322       | 1745.0        | 23.33            | 0.07             | 23.5  | 0.226                          | 1.040          | 0.235                             |
| 20  | Band66/RB#99      | Back          | 132322       | 1745.0        | 23.33            | -0.01            | 23.5  | <b>0.557</b>                   | 1.040          | 0.579                             |
| <b>ANSI / IEEE C95.1 – SAFETY LIMIT<br/>Spatial Peak<br/>Uncontrolled Exposure/General Population</b> |                   |               |              |               |                  |                  | <b>1.6 W/kg (mW/g)<br/>Averaged over 1g</b> |                                |                |                                   |

### > LTE 10MHz QPSK 1RB Body SAR

| Plot No. | Band/Mode   | Test Position | CH.   | Freq. (MHz) | Ave. Power (dBm) | Power Drift (dB) | Tune-Up Limit (dBm) | Meas. SAR <sub>1g</sub> (W/kg) | Scaling Factor | Reported SAR <sub>1g</sub> (W/kg) |
|----------|-------------|---------------|-------|-------------|------------------|------------------|---------------------|--------------------------------|----------------|-----------------------------------|
|          | Band12/RB#0 | Front         | 23060 | 704.0       | 23.95            | -0.01            | 24.0                | 0.119                          | 1.012          | 0.120                             |
| 21       | Band12/RB#0 | Back          | 23060 | 704.0       | 23.95            | -0.07            | 24.0                | <b>0.221</b>                   | 1.012          | 0.224                             |

|   |   |
|---|---|
| <b>ANSI / IEEE C95.1 – SAFETY LIMIT</b><br><b>Spatial Peak</b><br><b>Uncontrolled Exposure/General Population</b> | <b>1.6 W/kg (mW/g)</b><br><b>Averaged over 1g</b> |
|---|---|

➤ LTE 20MHz QPSK 50%RB Body SAR

| Plot No. | Band/Mode    | Test Position | CH.    | Freq. (MHz) | Ave. Power (dBm) | Power Drift (dB) | Tune-Up Limit (dBm) | Meas. SAR <sub>1g</sub> (W/kg) | Scaling Factor | Reported SAR <sub>1g</sub> (W/kg) |
|----------|--------------|---------------|--------|-------------|------------------|------------------|---------------------|--------------------------------|----------------|-----------------------------------|
|          | Band2/RB#49  | Front         | 18700  | 1860.0      | 22.43            | 0.02             | 22.5                | 0.382                          | 1.016          | 0.388                             |
| 22       | Band2/RB#49  | Back          | 18700  | 1860.0      | 22.43            | -0.07            | 22.5                | <b>0.597</b>                   | 1.016          | 0.607                             |
|          | Band7/RB#49  | Front         | 21100  | 2535.0      | 22.40            | -0.10            | 22.5                | 0.068                          | 1.023          | 0.070                             |
| 23       | Band7/RB#49  | Back          | 21100  | 2535.0      | 22.40            | 0.00             | 22.5                | <b>0.336</b>                   | 1.023          | 0.344                             |
|          | Band66/RB#24 | Front         | 132322 | 1745.0      | 22.23            | 0.02             | 22.5                | 0.132                          | 1.064          | 0.140                             |
| 24       | Band66/RB#24 | Back          | 132322 | 1745.0      | 22.23            | -0.09            | 22.5                | <b>0.386</b>                   | 1.064          | 0.411                             |

|   |   |
|---|---|
| <b>ANSI / IEEE C95.1 – SAFETY LIMIT</b><br><b>Spatial Peak</b><br><b>Uncontrolled Exposure/General Population</b> | <b>1.6 W/kg (mW/g)</b><br><b>Averaged over 1g</b> |
|---|---|

➤ LTE 10MHz QPSK 50%RB Body SAR

| Plot No. | Band/Mode    | Test Position | CH.   | Freq. (MHz) | Ave. Power (dBm) | Power Drift (dB) | Tune-Up Limit (dBm) | Meas. SAR <sub>1g</sub> (W/kg) | Scaling Factor | Reported SAR <sub>1g</sub> (W/kg) |
|----------|--------------|---------------|-------|-------------|------------------|------------------|---------------------|--------------------------------|----------------|-----------------------------------|
|          | Band12/RB#24 | Front         | 23060 | 704.0       | 21.97            | 0.01             | 22.0                | 0.095                          | 1.007          | 0.096                             |
| 25       | Band12/RB#24 | Back          | 23060 | 704.0       | 21.97            | -0.05            | 22.0                | <b>0.173</b>                   | 1.007          | 0.174                             |

|   |   |
|---|---|
| <b>ANSI / IEEE C95.1 – SAFETY LIMIT</b><br><b>Spatial Peak</b><br><b>Uncontrolled Exposure/General Population</b> | <b>1.6 W/kg (mW/g)</b><br><b>Averaged over 1g</b> |
|---|---|

➤ LTE 20MHz QPSK 100%RB Body SAR

| Plot No. | Band/Mode         | Test Position | CH.          | Freq. (MHz)   | Ave. Power (dBm) | Power Drift (dB) | Tune-Up Limit (dBm) | Meas. SAR <sub>1g</sub> (W/kg) | Scaling Factor | Reported SAR <sub>1g</sub> (W/kg) |
|----------|-------------------|---------------|--------------|---------------|------------------|------------------|---------------------|--------------------------------|----------------|-----------------------------------|
|          | Band2/RB#0        | Front         | 18900        | 1880.0        | 22.40            | 0.05             | 22.5                | 0.602                          | 1.023          | 0.616                             |
| 26       | Band2/RB#0        | Back          | 18900        | 1880.0        | 22.40            | -0.08            | 22.5                | <b>1.000</b>                   | 1.023          | 1.023                             |
|          | <b>Band2/RB#0</b> | <b>Back</b>   | <b>18900</b> | <b>1880.0</b> | <b>22.40</b>     | <b>-0.20</b>     | <b>22.5</b>         | <b>0.992</b>                   | <b>1.023</b>   | <b>1.015</b>                      |
|          | Band2/RB#0        | Back          | 18700        | 1860.0        | 22.36            | 0.05             | 22.5                | 0.725                          | 1.033          | 0.749                             |
|          | Band2/RB#0        | Back          | 19100        | 1900.0        | 22.39            | -0.11            | 22.5                | 0.843                          | 1.026          | 0.865                             |

|   |   |
|---|---|
| <b>ANSI / IEEE C95.1 – SAFETY LIMIT</b><br><b>Spatial Peak</b><br><b>Uncontrolled Exposure/General Population</b> | <b>1.6 W/kg (mW/g)</b><br><b>Averaged over 1g</b> |
|---|---|

➤ WLAN 2.4 GHz Body SAR

| Plot No. | Band/Mode      | Test Position | CH. | Freq. (MHz) | Ave. Power (dBm) | Power Drift (dB) | Tune-Up Limit (dBm) | Meas. SAR <sub>1g</sub> (W/kg) | Scaling Factor | D.C Factor | Reported SAR <sub>1g</sub> (W/kg) |
|----------|----------------|---------------|-----|-------------|------------------|------------------|---------------------|--------------------------------|----------------|------------|-----------------------------------|
|          | 2.4GHz/802.11b | Front         | 01  | 2412.0      | 14.51            | -0.11            | 15.0                | 0.146                          | 1.119          | 1.01       | 0.165                             |
| 27       | 2.4GHz/802.11b | Back          | 01  | 2412.0      | 14.51            | -0.06            | 15.0                | <b>0.210</b>                   | 1.119          | 1.01       | 0.237                             |

|   |   |
|---|---|
| <b>ANSI / IEEE C95.1 – SAFETY LIMIT</b><br><b>Spatial Peak</b><br><b>Uncontrolled Exposure/General Population</b> | <b>1.6 W/kg (mW/g)</b><br><b>Averaged over 1g</b> |
|---|---|

**Note:**

1. Body-worn SAR testing was performed at 10mm separation, and this distance is determined by the handset manufacturer that there will be body-worn accessories that users may acquire at the time of equipment certification, to enable users to purchase aftermarket body-worn accessories with the required minimum separation.
2. Per KDB 941225 D06v02r01, when the same wireless modes and device transmission configurations are required for testing body-worn accessories and hotspot mode, it is not necessary to test body-worn accessory SAR for the same device orientation if the test separation distance for hotspot mode is more conservative than that used for body-worn accessories.
3. Body-worn exposure conditions are intended to voice call operations, therefore GSM voice call is selected to be tested.
4. Per KDB 648474 D04v01r03, when the *Reported* SAR for a body-worn accessory measured without a headset connected to the handset is ≤ 1.2 W/kg, SAR testing with a headset connected to the handset is not required.

5. The WLAN SAR perform the front and back position, due considered the simultaneous SAR for body-worn.
6. Per KDB 447498 D01v06, for each exposure position, if the highest output channel Reported SAR  $\leq 0.8$ W/kg, other channels SAR testing is not necessary.
7. Per KDB 865664 D01v01r04, for each frequency band, repeated SAR measurement is required when the measured SAR is  $\geq 0.8$ W/kg.
8. Per KDB 941225 D05v02r05, 100% RB allocation SAR measurement is not required when the highest reported SAR for 1 RB and 50% RB allocation are  $\leq 0.8$  W/kg.
9. According to KDB 865664 D02v01r02, SAR plot is required for the highest measured SAR in each exposure configuration, wireless mode and frequency band combination.
10. Highlight part of test data means repeated test.

### 15.3 Body SAR in Hotspot Mode

➤ GSM Body SAR in Hotspot mode

| Plot No.  | Band/Mode        | Test Position | CH. | Freq. (MHz) | Ave. Power (dBm) | Power Drift (dB) | Tune-Up Limit (dBm)                         | Meas. SAR <sub>1g</sub> (W/kg) | Scaling Factor | Reported SAR <sub>1g</sub> (W/kg) |
|---|------------------|---------------|-----|-------------|------------------|------------------|---|--------------------------------|----------------|-----------------------------------|
| 28  | GPRS850/2 slots  | Front         | 190 | 836.6       | 31.00            | 0.01             | 31.5  | 0.065                          | 1.122          | 0.073                             |
|   | GPRS850/2 slots  | Back          | 190 | 836.6       | 31.00            | -0.03            | 31.5  | <b>0.187</b>                   | 1.122          | 0.210                             |
|   | GPRS850/2 slots  | Right         | 190 | 836.6       | 31.00            | -0.06            | 31.5  | 0.044                          | 1.122          | 0.049                             |
|   | GPRS850/2 slots  | Bottom        | 190 | 836.6       | 31.00            | 0.01             | 31.5  | 0.062                          | 1.122          | 0.070                             |
| 29  | GPRS1900/3 slots | Front         | 512 | 1850.2      | 26.39            | -0.11            | 26.5  | 0.580                          | 1.026          | 0.595                             |
|   | GPRS1900/3 slots | Back          | 512 | 1850.2      | 26.39            | -0.09            | 26.5  | <b>0.740</b>                   | 1.026          | 0.759                             |
|   | GPRS1900/3 slots | Right         | 512 | 1850.2      | 26.39            | 0.03             | 26.5  | 0.202                          | 1.026          | 0.207                             |
|   | GPRS1900/3 slots | Bottom        | 512 | 1850.2      | 26.39            | -0.01            | 26.5  | 0.544                          | 1.026          | 0.558                             |
| <b>ANSI / IEEE C95.1 – SAFETY LIMIT<br/>Spatial Peak<br/>Uncontrolled Exposure/General Population</b> |                  |               |     |             |                  |                  | <b>1.6 W/kg (mW/g)<br/>Averaged over 1g</b> |                                |                |                                   |

➤ WCDMA Body SAR in Hotspot mode

| Plot No.  | Band/Mode   | Test Position | CH.  | Freq. (MHz) | Ave. Power (dBm) | Power Drift (dB) | Tune-Up Limit (dBm)                         | Meas. SAR <sub>1g</sub> (W/kg) | Scaling Factor | Reported SAR <sub>1g</sub> (W/kg) |
|---|-------------|---------------|------|-------------|------------------|------------------|---|--------------------------------|----------------|-----------------------------------|
| 16  | Band V/RMC  | Front         | 4233 | 846.6       | 22.78            | -0.13            | 23.0  | 0.097                          | 1.052          | 0.102                             |
|   | Band V/RMC  | Back          | 4233 | 846.6       | 22.78            | -0.05            | 23.0  | <b>0.186</b>                   | 1.052          | 0.196                             |
|   | Band V/RMC  | Right         | 4233 | 846.6       | 22.78            | 0.09             | 23.0  | 0.060                          | 1.052          | 0.063                             |
|   | Band V/RMC  | Bottom        | 4233 | 846.6       | 22.78            | 0.03             | 23.0  | 0.075                          | 1.052          | 0.079                             |
| 17  | Band II/RMC | Front         | 9538 | 1907.6      | 23.21            | 0.01             | 23.5  | 0.495                          | 1.069          | 0.529                             |
|   | Band II/RMC | Back          | 9538 | 1907.6      | 23.21            | -0.02            | 23.5  | <b>0.676</b>                   | 1.069          | 0.723                             |
|   | Band II/RMC | Right         | 9538 | 1907.6      | 23.21            | -0.14            | 23.5  | 0.125                          | 1.069          | 0.134                             |
|   | Band II/RMC | Bottom        | 9538 | 1907.6      | 23.21            | 0.02             | 23.5  | 0.636                          | 1.069          | 0.680                             |
| <b>ANSI / IEEE C95.1 – SAFETY LIMIT<br/>Spatial Peak<br/>Uncontrolled Exposure/General Population</b> |             |               |      |             |                  |                  | <b>1.6 W/kg (mW/g)<br/>Averaged over 1g</b> |                                |                |                                   |

➤ LTE 20MHz QPSK 1RB Body SAR in Hotspot mode

| Plot No. | Band/Mode         | Test Position | CH.          | Freq. (MHz)   | Ave. Power (dBm) | Power Drift (dB) | Tune-Up Limit (dBm) | Meas. SAR <sub>1g</sub> (W/kg) | Scaling Factor | Reported SAR <sub>1g</sub> (W/kg) |
|----------|-------------------|---------------|--------------|---------------|------------------|------------------|---------------------|--------------------------------|----------------|-----------------------------------|
| 30       | Band2/RB#0        | Front         | 18900        | 1880.0        | 23.58            | -0.01            | 24.0                | 0.593                          | 1.102          | 0.653                             |
|          | Band2/RB#0        | Back          | 18900        | 1880.0        | 23.58            | -0.07            | 24.0                | 0.941                          | 1.102          | 1.037                             |
|          | <b>Band2/RB#0</b> | <b>Back</b>   | <b>18900</b> | <b>1880.0</b> | <b>23.58</b>     | <b>-0.12</b>     | <b>24.0</b>         | <b>0.934</b>                   | <b>1.102</b>   | <b>1.029</b>                      |
|          | Band2/RB#0        | Back          | 18700        | 1860.0        | 23.41            | 0.01             | 23.5                | 0.682                          | 1.021          | 0.696                             |
|          | Band2/RB#99       | Back          | 19100        | 1900.0        | 23.51            | 0.00             | 24.0                | 0.790                          | 1.119          | 0.884                             |
|          | Band2/RB#0        | Right         | 18900        | 1880.0        | 23.58            | -0.03            | 24.0                | 0.351                          | 1.102          | 0.387                             |
|          | Band2/RB#0        | Bottom        | 18900        | 1880.0        | 23.58            | 0.05             | 24.0                | <b>0.984</b>                   | 1.102          | 1.084                             |
|          | <b>Band2/RB#0</b> | <b>Bottom</b> | <b>18900</b> | <b>1880.0</b> | <b>23.58</b>     | <b>0.13</b>      | <b>24.0</b>         | <b>0.982</b>                   | <b>1.102</b>   | <b>1.082</b>                      |
|          | Band2/RB#0        | Bottom        | 18700        | 1860.0        | 23.41            | 0.03             | 23.5                | 0.701                          | 1.021          | 0.716                             |
|          | Band2/RB#99       | Bottom        | 19100        | 1900.0        | 23.51            | -0.16            | 24.0                | 0.821                          | 1.119          | 0.919                             |
| 19       | Band7/RB#99       | Front         | 21100        | 2535.0        | 23.14            | 0.00             | 23.5                | 0.094                          | 1.086          | 0.102                             |
|          | Band7/RB#99       | Back          | 21100        | 2535.0        | 23.14            | 0.04             | 23.5                | <b>0.533</b>                   | 1.086          | 0.579                             |

|   |              |        |        |        |       |       |   |              |       |       |
|---|--------------|--------|--------|--------|-------|-------|---|--------------|-------|-------|
|   | Band7/RB#99  | Right  | 21100  | 2535.0 | 23.14 | -0.20 | 23.5  | 0.095        | 1.086 | 0.103 |
|   | Band7/RB#99  | Bottom | 21100  | 2535.0 | 23.14 | 0.04  | 23.5  | 0.318        | 1.086 | 0.345 |
|   | Band66/RB#99 | Front  | 132322 | 1745.0 | 23.33 | 0.07  | 23.5  | 0.226        | 1.040 | 0.235 |
| 20  | Band66/RB#99 | Back   | 132322 | 1745.0 | 23.33 | -0.01 | 23.5  | 0.557        | 1.040 | 0.579 |
|   | Band66/RB#99 | Right  | 132322 | 1745.0 | 23.33 | -0.14 | 23.5  | 0.119        | 1.040 | 0.124 |
| 31  | Band66/RB#99 | Bottom | 132322 | 1745.0 | 23.33 | -0.11 | 23.5  | <b>0.648</b> | 1.040 | 0.674 |
| <b>ANSI / IEEE C95.1 – SAFETY LIMIT<br/>Spatial Peak<br/>Uncontrolled Exposure/General Population</b> |              |        |        |        |       |       | <b>1.6 W/kg (mW/g)<br/>Averaged over 1g</b> |              |       |       |

➤ LTE 10MHz QPSK 1RB Body SAR in Hotspot mode

| Plot No.  | Band/Mode   | Test Position | CH.   | Freq. (MHz) | Ave. Power (dBm) | Power Drift (dB) | Tune-Up Limit (dBm)                         | Meas. SAR <sub>1g</sub> (W/kg) | Scaling Factor | Reported SAR <sub>1g</sub> (W/kg) |
|---|-------------|---------------|-------|-------------|------------------|------------------|---|--------------------------------|----------------|-----------------------------------|
|   | Band12/RB#0 | Front         | 23060 | 704.0       | 23.95            | -0.01            | 24.0  | 0.119                          | 1.012          | 0.120                             |
| 21  | Band12/RB#0 | Back          | 23060 | 704.0       | 23.95            | -0.07            | 24.0  | <b>0.221</b>                   | 1.012          | 0.224                             |
|   | Band12/RB#0 | Right         | 23060 | 704.0       | 23.95            | -0.02            | 24.0  | 0.051                          | 1.012          | 0.052                             |
|   | Band12/RB#0 | Bottom        | 23060 | 704.0       | 23.95            | 0.05             | 24.0  | 0.040                          | 1.012          | 0.040                             |
| <b>ANSI / IEEE C95.1 – SAFETY LIMIT<br/>Spatial Peak<br/>Uncontrolled Exposure/General Population</b> |             |               |       |             |                  |                  | <b>1.6 W/kg (mW/g)<br/>Averaged over 1g</b> |                                |                |                                   |

➤ LTE 20MHz QPSK 50%RB Body SAR in Hotspot mode

| Plot No.  | Band/Mode    | Test Position | CH.    | Freq. (MHz) | Ave. Power (dBm) | Power Drift (dB) | Tune-Up Limit (dBm)                         | Meas. SAR <sub>1g</sub> (W/kg) | Scaling Factor | Reported SAR <sub>1g</sub> (W/kg) |
|---|--------------|---------------|--------|-------------|------------------|------------------|---|--------------------------------|----------------|-----------------------------------|
|   | Band2/RB#49  | Front         | 18700  | 1860.0      | 22.43            | 0.02             | 22.5  | 0.382                          | 1.016          | 0.388                             |
|   | Band2/RB#49  | Back          | 18700  | 1860.0      | 22.43            | -0.07            | 22.5  | 0.597                          | 1.016          | 0.607                             |
|   | Band2/RB#49  | Right         | 18700  | 1860.0      | 22.43            | -0.15            | 22.5  | 0.205                          | 1.016          | 0.208                             |
| 32  | Band2/RB#49  | Bottom        | 18700  | 1860.0      | 22.43            | 0.13             | 22.5  | <b>0.758</b>                   | 1.016          | 0.770                             |
|   | Band7/RB#49  | Front         | 21100  | 2535.0      | 22.40            | -0.10            | 22.5  | 0.068                          | 1.023          | 0.070                             |
| 23  | Band7/RB#49  | Back          | 21100  | 2535.0      | 22.40            | 0.00             | 22.5  | <b>0.336</b>                   | 1.023          | 0.344                             |
|   | Band7/RB#49  | Right         | 21100  | 2535.0      | 22.40            | -0.08            | 22.5  | 0.063                          | 1.023          | 0.064                             |
|   | Band7/RB#49  | Bottom        | 21100  | 2535.0      | 22.40            | 0.17             | 22.5  | 0.239                          | 1.023          | 0.244                             |
|   | Band66/RB#24 | Front         | 132322 | 1745.0      | 22.23            | 0.02             | 22.5  | 0.132                          | 1.064          | 0.140                             |
|   | Band66/RB#24 | Back          | 132322 | 1745.0      | 22.23            | -0.09            | 22.5  | 0.386                          | 1.064          | 0.411                             |
|   | Band66/RB#24 | Right         | 132322 | 1745.0      | 22.23            | -0.18            | 22.5  | 0.084                          | 1.064          | 0.089                             |
| 33  | Band66/RB#24 | Bottom        | 132322 | 1745.0      | 22.23            | -0.00            | 22.5  | <b>0.495</b>                   | 1.064          | 0.527                             |
| <b>ANSI / IEEE C95.1 – SAFETY LIMIT<br/>Spatial Peak<br/>Uncontrolled Exposure/General Population</b> |              |               |        |             |                  |                  | <b>1.6 W/kg (mW/g)<br/>Averaged over 1g</b> |                                |                |                                   |

➤ LTE 10MHz QPSK 50%RB Body SAR in Hotspot mode

| Plot No.  | Band/Mode    | Test Position | CH.   | Freq. (MHz) | Ave. Power (dBm) | Power Drift (dB) | Tune-Up Limit (dBm)                         | Meas. SAR <sub>1g</sub> (W/kg) | Scaling Factor | Reported SAR <sub>1g</sub> (W/kg) |
|---|--------------|---------------|-------|-------------|------------------|------------------|---|--------------------------------|----------------|-----------------------------------|
|   | Band12/RB#24 | Front         | 23060 | 704.0       | 21.97            | 0.01             | 22.0  | 0.095                          | 1.007          | 0.096                             |
| 25  | Band12/RB#24 | Back          | 23060 | 704.0       | 21.97            | -0.05            | 22.0  | <b>0.173</b>                   | 1.007          | 0.174                             |
|   | Band12/RB#24 | Right         | 23060 | 704.0       | 21.97            | -0.12            | 22.0  | 0.040                          | 1.007          | 0.040                             |
|   | Band12/RB#24 | Bottom        | 23060 | 704.0       | 21.97            | 0.01             | 22.0  | 0.032                          | 1.007          | 0.032                             |
| <b>ANSI / IEEE C95.1 – SAFETY LIMIT<br/>Spatial Peak<br/>Uncontrolled Exposure/General Population</b> |              |               |       |             |                  |                  | <b>1.6 W/kg (mW/g)<br/>Averaged over 1g</b> |                                |                |                                   |

➤ LTE 20MHz QPSK 100%RB Body SAR in Hotspot mode

| Plot No. | Band/Mode         | Test Position | CH.          | Freq. (MHz)   | Ave. Power (dBm) | Power Drift (dB) | Tune-Up Limit (dBm) | Meas. SAR <sub>1g</sub> (W/kg) | Scaling Factor | Reported SAR <sub>1g</sub> (W/kg) |
|----------|-------------------|---------------|--------------|---------------|------------------|------------------|---------------------|--------------------------------|----------------|-----------------------------------|
|          | Band2/RB#0        | Front         | 18900        | 1880.0        | 22.40            | 0.05             | 22.5                | 0.602                          | 1.023          | 0.616                             |
|          | Band2/RB#0        | Back          | 18900        | 1880.0        | 22.40            | -0.08            | 22.5                | <b>1.000</b>                   | 1.023          | 1.023                             |
|          | <b>Band2/RB#0</b> | <b>Back</b>   | <b>18900</b> | <b>1880.0</b> | <b>22.40</b>     | <b>-0.20</b>     | <b>22.5</b>         | <b>0.992</b>                   | <b>1.023</b>   | <b>1.015</b>                      |

|   |                   |               |              |               |              |             |   |              |              |              |
|---|-------------------|---------------|--------------|---------------|--------------|-------------|---|--------------|--------------|--------------|
|   | Band2/RB#0        | Back          | 18700        | 1860.0        | 22.36        | 0.05        | 22.5  | 0.725        | 1.033        | 0.749        |
|   | Band2/RB#0        | Back          | 19100        | 1900.0        | 22.39        | -0.11       | 22.5  | 0.843        | 1.026        | 0.865        |
|   | Band2/RB#0        | Right         | 18900        | 1880.0        | 22.40        | 0.02        | 22.5  | 0.440        | 1.023        | 0.450        |
| 34  | Band2/RB#0        | Bottom        | 18900        | 1880.0        | 22.40        | -0.01       | 22.5  | <b>1.040</b> | 1.023        | 1.064        |
|   | <b>Band2/RB#0</b> | <b>Bottom</b> | <b>18900</b> | <b>1880.0</b> | <b>22.40</b> | <b>0.06</b> | <b>22.5</b>                                 | <b>1.020</b> | <b>1.023</b> | <b>1.043</b> |
|   | Band2/RB#0        | Bottom        | 18700        | 1860.0        | 22.36        | -0.10       | 22.5  | 0.741        | 1.033        | 0.765        |
|   | Band2/RB#0        | Bottom        | 19100        | 1900.0        | 22.39        | -0.04       | 22.5  | 0.903        | 1.026        | 0.926        |
| <b>ANSI / IEEE C95.1 – SAFETY LIMIT<br/>Spatial Peak<br/>Uncontrolled Exposure/General Population</b> |                   |               |              |               |              |             | <b>1.6 W/kg (mW/g)<br/>Averaged over 1g</b> |              |              |              |

➤ WLAN 2.4GHz Body SAR in Hotspot mode

| Plot No.  | Band/Mode      | Test Position | CH. | Freq. (MHz) | Ave. Power (dBm) | Power Drift (dB) | Tune-Up Limit (dBm)                         | Meas. SAR <sub>1g</sub> (W/kg) | Scaling Factor | D.C Factor | Reported SAR <sub>1g</sub> (W/kg) |
|---|----------------|---------------|-----|-------------|------------------|------------------|---|--------------------------------|----------------|------------|-----------------------------------|
|   | 2.4GHz/802.11b | Front         | 01  | 2412.0      | 14.51            | -0.11            | 15.0  | 0.146                          | 1.119          | 1.01       | 0.165                             |
|   | 2.4GHz/802.11b | Back          | 01  | 2412.0      | 14.51            | -0.06            | 15.0  | 0.210                          | 1.119          | 1.01       | 0.237                             |
|   | 2.4GHz/802.11b | Left          | 01  | 2412.0      | 14.51            | 0.03             | 15.0  | 0.085                          | 1.119          | 1.01       | 0.096                             |
| 35  | 2.4GHz/802.11b | Top           | 01  | 2412.0      | 14.51            | -0.12            | 15.0  | <b>0.253</b>                   | 1.119          | 1.01       | 0.286                             |
| <b>ANSI / IEEE C95.1 – SAFETY LIMIT<br/>Spatial Peak<br/>Uncontrolled Exposure/General Population</b> |                |               |     |             |                  |                  | <b>1.6 W/kg (mW/g)<br/>Averaged over 1g</b> |                                |                |            |                                   |

**Note:**

- Per KDB 447498 D01v06, for each exposure position, if the highest output channel Reported SAR ≤ 0.8W/kg, other channels SAR testing is not necessary.
- Additional WLAN SAR testing was performed for simultaneous transmission analysis.
- For Hotspot SAR testing, per KDB 941225 D06v02r01, for EUT dimension ≥ 9cm\*5cm, the test distance is 10mm. SAR must be measured for all surfaces and sides with a transmitting antenna located within 2.5cm from that surface or edge.
- Per KDB 941225 D01v03r01, RMC 12.2kbps setting is used to evaluate SAR. If HSDPA output power is < 0.25dB higher than RMC 12.2kbps, or Reported SAR with RMC 12.2kbps setting is ≤ 1.2W/kg, HSDPA SAR evaluation can be excluded.
- Per KDB 865664 D01v01r04, for each frequency band, repeated SAR measurement is required when the measured SAR is ≥ 0.8W/kg.
- Per KDB 648474 D04v01r03, when the Reported SAR for a body-worn accessory measured without a headset connected to the handset is > 1.2 W/kg, SAR testing with a headset connected to the handset is required.
- Per KDB 941225 D05v02r05, 100% RB allocation SAR measurement is not required when the highest reported SAR for 1 RB and 50% RB allocation are ≤ 0.8 W/kg. Otherwise, SAR is measured for the highest output power channel.
- According to KDB 865664 D02v01r02, SAR plot is required for the highest measured SAR in each exposure configuration, wireless mode and frequency band combination.
- Highlight part of test data means repeated test.

### 15.4 Repeated SAR measurement

| Band/ Mode  | Test Position | CH.   | Freq. (MHz) | Measured SAR (W/kg)                         |                          |       |                          |       |
|---|---------------|-------|-------------|---|--------------------------|-------|--------------------------|-------|
|   |               |       |             | Original                                    | 1 <sup>st</sup> Repeated |       | 2 <sup>nd</sup> Repeated |       |
|   |               |       |             |   | Value                    | Ratio | Value                    | Ratio |
| Band2/1RB#0   | Back          | 18900 | 1880.0      | 0.941                                       | 0.934                    | 1.01  | /                        | /     |
| Band2/1RB#0   | Bottom        | 18900 | 1880.0      | 0.984                                       | 0.982                    | 1.00  | /                        | /     |
| Band2/100%RB#0  | Back          | 18900 | 1880.0      | 1.000                                       | 0.992                    | 1.01  | /                        | /     |
| Band2/100%RB#0  | Bottom        | 18900 | 1880.0      | 1.040                                       | 1.020                    | 1.02  | /                        | /     |
| 2.4GHz/802.11b  | Right Cheek   | 01    | 2412.0      | 0.823                                       | 0.815                    | 1.01  | /                        | /     |
| 2.4GHz/802.11b  | Right Tilted  | 01    | 2412.0      | 0.835                                       | 0.831                    | 1.00  | /                        | /     |
| <b>ANSI / IEEE C95.1 – SAFETY LIMIT<br/>Spatial Peak<br/>Uncontrolled Exposure/General Population</b> |               |       |             | <b>1.6 W/kg (mW/g)<br/>Averaged over 1g</b> |                          |       |                          |       |

**Note:**

- Per KDB 865664 D01v01r04, for each frequency band, repeated SAR measurement is required only when the measured SAR is ≥ 0.8 W/kg
- Per KDB 865664 D01v01r04, if the ratio of *original* and *repeated* is ≤ 1.2 and the measured SAR < 1.45 W/kg, only one repeated measurement is required.

**15.5 Multi-Band Simultaneous Transmission Considerations**

➤ **Simultaneous Transmission Capabilities**

According to FCC KDB Publication 447498 D01v06, transmitters are considered to be transmitting simultaneously when there is overlapping transmission, with the exception of transmissions during network hand-offs with maximum hand-off duration less than 30 seconds. Possible transmission paths for the EUT are shown in below Figure and are color-coded to indicate communication modes which share the same path. Modes which share the same transmission path cannot transmit simultaneously with one another.



**Fig.15.1 Simultaneous Transmission Paths**

➤ **Simultaneous Transmission Procedures**

This device contains transmitters that may operate simultaneously. Therefore simultaneous transmission analysis is required. Per FCC KDB 447498 D01v06, simultaneous transmission SAR test exclusion may be applied when the sum of the 1-g SAR for all the simultaneous transmitting antennas in a specific a physical test configuration is ≤ 1.6 W/kg. When standalone SAR is not required to be measured, per FCC KDB 447498 D01v06 4.3.2), the following equation must be used to estimate the standalone 1g SAR for simultaneous transmission assessment involving that transmitter.

$$\text{Estimated SAR} = \frac{\sqrt{f(\text{GHz})}}{7.5} \cdot \frac{\text{Max. power of channel, mW}}{\text{Min. Separation Distance, mm}}$$

| Mode      | Max. tune-up Power (dBm) | Exposure Position    | Head  | Body  | Hotspot |
|-----------|--------------------------|----------------------|-------|-------|---------|
|           |                          | Test Distance (mm)   | 0     | 10    | 10      |
| Bluetooth | 8.0                      | Estimated SAR (W/kg) | 0.262 | 0.131 | 0.131   |

**Note:**

- When the minimum *test separation distance* is < 5 mm, a distance of 5 mm according is applied to determine estimated SAR.

➤ **Multi-Band simultaneous Transmission Consideration**

| Simultaneous Transmission Consideration | Position | Applicable Combination      |
|---|----------|-----------------------------|
|   | Head     | WWAN (Voice) + WLAN 2.4 GHz |
|   |          | WWAN (Voice) + Bluetooth    |
|   | Body     | WWAN (Voice) + WLAN 2.4 GHz |
|   |          | WWAN (Voice) + Bluetooth    |
|   | Hotspot  | WWAN (Data) + WLAN 2.4 GHz  |
| WWAN (Data) + Bluetooth                 |          |                             |

**Note:**

- WLAN 2.4GHz Band, and Bluetooth share the same antenna, and cannot transmit simultaneously.
- GSM/WCDMA/LTE shares the same antenna, and cannot transmit simultaneously.
- The Report SAR summation is calculated based on the same configuration and test position.
- Per KDB 447498 D01v06, simultaneous transmission SAR is compliant if,
  - Scalar SAR summation < 1.6 W/kg.
  - $SPLSR = (SAR_1 + SAR_2)^{1.5} / (\text{min. separation distance, mm})$ , and the peak separation distance is determined from the square root of  $[(x_1-x_2)^2 + (y_1-y_2)^2 + (z_1-z_2)^2]$ , where  $(x_1, y_1, z_1)$  and  $(x_2, y_2, z_2)$  are the coordinates of the extrapolated peak SAR locations in the zoom scan If  $SPLSR \leq 0.04$ , simultaneously transmission SAR measurement is not necessary
  - Simultaneously transmission SAR measurement, and the Reported multi-band SAR < 1.6 W/kg

## 15.6 SAR Simultaneous Transmission Analysis

### > Head Simultaneous Transmission

| WWAN Mode | Position     | WWAN SAR <sub>1g</sub> (W/kg) | WLAN SAR <sub>1g</sub> (W/kg) | Σ SAR (W/kg) | WWAN Mode | Position     | WWAN SAR <sub>1g</sub> (W/kg) | Bluetooth Estimated SAR <sub>1g</sub> (W/kg) | Σ SAR (W/kg) |
|-----------|--------------|-------------------------------|-------------------------------|--------------|-----------|--------------|-------------------------------|--|--------------|
| GSM 850   | Right Cheek  | 0.115                         | 0.930                         | 1.045        | GSM 850   | Right Cheek  | 0.115                         | 0.262  | 0.377        |
|           | Right Tilted | 0.053                         | 0.944                         | 0.997        |           | Right Tilted | 0.053                         | 0.262  | 0.315        |
|           | Left Cheek   | 0.109                         | 0.356                         | 0.465        |           | Left Cheek   | 0.109                         | 0.262  | 0.371        |
|           | Left Tilted  | 0.049                         | 0.365                         | 0.414        |           | Left Tilted  | 0.049                         | 0.262  | 0.311        |

| WWAN Mode | Position     | WWAN SAR <sub>1g</sub> (W/kg) | WLAN SAR <sub>1g</sub> (W/kg) | Σ SAR (W/kg) | WWAN Mode | Position     | WWAN SAR <sub>1g</sub> (W/kg) | Bluetooth Estimated SAR <sub>1g</sub> (W/kg) | Σ SAR (W/kg) |
|-----------|--------------|-------------------------------|-------------------------------|--------------|-----------|--------------|-------------------------------|--|--------------|
| GSM 1900  | Right Cheek  | 0.182                         | 0.930                         | 1.112        | GSM 1900  | Right Cheek  | 0.182                         | 0.262  | 0.444        |
|           | Right Tilted | 0.087                         | 0.944                         | 1.031        |           | Right Tilted | 0.087                         | 0.262  | 0.349        |
|           | Left Cheek   | 0.115                         | 0.356                         | 0.471        |           | Left Cheek   | 0.115                         | 0.262  | 0.377        |
|           | Left Tilted  | 0.052                         | 0.365                         | 0.417        |           | Left Tilted  | 0.052                         | 0.262  | 0.314        |

| WWAN Mode    | Position     | WWAN SAR <sub>1g</sub> (W/kg) | WLAN SAR <sub>1g</sub> (W/kg) | Σ SAR (W/kg) | WWAN Mode    | Position     | WWAN SAR <sub>1g</sub> (W/kg) | Bluetooth Estimated SAR <sub>1g</sub> (W/kg) | Σ SAR (W/kg) |
|--------------|--------------|-------------------------------|-------------------------------|--------------|--------------|--------------|-------------------------------|--|--------------|
| WCDMA Band V | Right Cheek  | 0.155                         | 0.930                         | 1.085        | WCDMA Band V | Right Cheek  | 0.155                         | 0.262  | 0.417        |
|              | Right Tilted | 0.074                         | 0.944                         | 1.018        |              | Right Tilted | 0.074                         | 0.262  | 0.336        |
|              | Left Cheek   | 0.145                         | 0.356                         | 0.501        |              | Left Cheek   | 0.145                         | 0.262  | 0.407        |
|              | Left Tilted  | 0.066                         | 0.365                         | 0.431        |              | Left Tilted  | 0.066                         | 0.262  | 0.328        |

| WWAN Mode     | Position     | WWAN SAR <sub>1g</sub> (W/kg) | WLAN SAR <sub>1g</sub> (W/kg) | Σ SAR (W/kg) | WWAN Mode     | Position     | WWAN SAR <sub>1g</sub> (W/kg) | Bluetooth Estimated SAR <sub>1g</sub> (W/kg) | Σ SAR (W/kg) |
|---------------|--------------|-------------------------------|-------------------------------|--------------|---------------|--------------|-------------------------------|--|--------------|
| WCDMA Band II | Right Cheek  | 0.218                         | 0.930                         | 1.148        | WCDMA Band II | Right Cheek  | 0.218                         | 0.262  | 0.480        |
|               | Right Tilted | 0.105                         | 0.944                         | 1.049        |               | Right Tilted | 0.105                         | 0.262  | 0.367        |
|               | Left Cheek   | 0.174                         | 0.356                         | 0.530        |               | Left Cheek   | 0.174                         | 0.262  | 0.436        |
|               | Left Tilted  | 0.081                         | 0.365                         | 0.446        |               | Left Tilted  | 0.081                         | 0.262  | 0.343        |

| WWAN Mode  | Position     | WWAN SAR <sub>1g</sub> (W/kg) | WLAN SAR <sub>1g</sub> (W/kg) | Σ SAR (W/kg) | WWAN Mode  | Position     | WWAN SAR <sub>1g</sub> (W/kg) | Bluetooth Estimated SAR <sub>1g</sub> (W/kg) | Σ SAR (W/kg) |
|------------|--------------|-------------------------------|-------------------------------|--------------|------------|--------------|-------------------------------|--|--------------|
| LTE Band 2 | Right Cheek  | 0.263                         | 0.930                         | 1.193        | LTE Band 2 | Right Cheek  | 0.263                         | 0.262  | 0.525        |
|            | Right Tilted | 0.123                         | 0.944                         | 1.067        |            | Right Tilted | 0.123                         | 0.262  | 0.385        |
|            | Left Cheek   | 0.210                         | 0.356                         | 0.566        |            | Left Cheek   | 0.210                         | 0.262  | 0.472        |
|            | Left Tilted  | 0.102                         | 0.365                         | 0.467        |            | Left Tilted  | 0.102                         | 0.262  | 0.364        |

| WWAN Mode  | Position     | WWAN SAR <sub>1g</sub> (W/kg) | WLAN SAR <sub>1g</sub> (W/kg) | Σ SAR (W/kg) | WWAN Mode  | Position     | WWAN SAR <sub>1g</sub> (W/kg) | Bluetooth Estimated SAR <sub>1g</sub> (W/kg) | Σ SAR (W/kg) |
|------------|--------------|-------------------------------|-------------------------------|--------------|------------|--------------|-------------------------------|--|--------------|
| LTE Band 7 | Right Cheek  | 0.062                         | 0.930                         | 0.992        | LTE Band 7 | Right Cheek  | 0.062                         | 0.262  | 0.324        |
|            | Right Tilted | 0.026                         | 0.944                         | 0.970        |            | Right Tilted | 0.026                         | 0.262  | 0.288        |
|            | Left Cheek   | 0.046                         | 0.356                         | 0.402        |            | Left Cheek   | 0.046                         | 0.262  | 0.308        |
|            | Left Tilted  | 0.018                         | 0.365                         | 0.383        |            | Left Tilted  | 0.018                         | 0.262  | 0.280        |

| WWAN Mode   | Position     | WWAN SAR <sub>1g</sub> (W/kg) | WLAN SAR <sub>1g</sub> (W/kg) | Σ SAR (W/kg) | WWAN Mode   | Position     | WWAN SAR <sub>1g</sub> (W/kg) | Bluetooth Estimated SAR <sub>1g</sub> (W/kg) | Σ SAR (W/kg) |
|-------------|--------------|-------------------------------|-------------------------------|--------------|-------------|--------------|-------------------------------|--|--------------|
| LTE Band 12 | Right Cheek  | 0.104                         | 0.930                         | 1.034        | LTE Band 12 | Right Cheek  | 0.104                         | 0.262  | 0.366        |
|             | Right Tilted | 0.050                         | 0.944                         | 0.994        |             | Right Tilted | 0.050                         | 0.262  | 0.312        |
|             | Left Cheek   | 0.083                         | 0.356                         | 0.439        |             | Left Cheek   | 0.083                         | 0.262  | 0.345        |
|             | Left Tilted  | 0.038                         | 0.365                         | 0.403        |             | Left Tilted  | 0.038                         | 0.262  | 0.300        |

| WWAN Mode   | Position     | WWAN SAR <sub>1g</sub> (W/kg) | WLAN SAR <sub>1g</sub> (W/kg) | Σ SAR (W/kg) | WWAN Mode   | Position     | WWAN SAR <sub>1g</sub> (W/kg) | Bluetooth Estimated SAR <sub>1g</sub> (W/kg) | Σ SAR (W/kg) |
|-------------|--------------|-------------------------------|-------------------------------|--------------|-------------|--------------|-------------------------------|--|--------------|
| LTE Band 66 | Right Cheek  | 0.240                         | 0.930                         | 1.170        | LTE Band 66 | Right Cheek  | 0.240                         | 0.262  | 0.502        |
|             | Right Tilted | 0.112                         | 0.944                         | 1.056        |             | Right Tilted | 0.112                         | 0.262  | 0.374        |
|             | Left Cheek   | 0.213                         | 0.356                         | 0.569        |             | Left Cheek   | 0.213                         | 0.262  | 0.475        |
|             | Left Tilted  | 0.103                         | 0.365                         | 0.468        |             | Left Tilted  | 0.103                         | 0.262  | 0.365        |



**> Body worn Simultaneous Transmission**

| WWAN Mode | Position | WWAN SAR <sub>1g</sub> (W/kg) | WLAN SAR <sub>1g</sub> (W/kg) | Σ SAR (W/kg) | WWAN Mode | Position | WWAN SAR <sub>1g</sub> (W/kg) | Bluetooth Estimated SAR <sub>1g</sub> (W/kg) | Σ SAR (W/kg) |
|-----------|----------|-------------------------------|-------------------------------|--------------|-----------|----------|-------------------------------|--|--------------|
| GSM 850   | Front    | 0.053                         | 0.165                         | 0.218        | GSM 850   | Front    | 0.053                         | 0.131  | 0.184        |
|           | Back     | 0.135                         | 0.237                         | 0.372        |           | Back     | 0.135                         | 0.131  | 0.266        |

| WWAN Mode | Position | WWAN SAR <sub>1g</sub> (W/kg) | WLAN SAR <sub>1g</sub> (W/kg) | Σ SAR (W/kg) | WWAN Mode | Position | WWAN SAR <sub>1g</sub> (W/kg) | Bluetooth Estimated SAR <sub>1g</sub> (W/kg) | Σ SAR (W/kg) |
|-----------|----------|-------------------------------|-------------------------------|--------------|-----------|----------|-------------------------------|--|--------------|
| GSM 1900  | Front    | 0.371                         | 0.165                         | 0.536        | GSM 1900  | Front    | 0.371                         | 0.131  | 0.502        |
|           | Back     | 0.557                         | 0.237                         | 0.794        |           | Back     | 0.557                         | 0.131  | 0.688        |

| WWAN Mode    | Position | WWAN SAR <sub>1g</sub> (W/kg) | WLAN SAR <sub>1g</sub> (W/kg) | Σ SAR (W/kg) | WWAN Mode    | Position | WWAN SAR <sub>1g</sub> (W/kg) | Bluetooth Estimated SAR <sub>1g</sub> (W/kg) | Σ SAR (W/kg) |
|--------------|----------|-------------------------------|-------------------------------|--------------|--------------|----------|-------------------------------|--|--------------|
| WCDMA Band V | Front    | 0.102                         | 0.165                         | 0.267        | WCDMA Band V | Front    | 0.102                         | 0.131  | 0.233        |
|              | Back     | 0.196                         | 0.237                         | 0.433        |              | Back     | 0.196                         | 0.131  | 0.327        |

| WWAN Mode     | Position | WWAN SAR <sub>1g</sub> (W/kg) | WLAN SAR <sub>1g</sub> (W/kg) | Σ SAR (W/kg) | WWAN Mode     | Position | WWAN SAR <sub>1g</sub> (W/kg) | Bluetooth Estimated SAR <sub>1g</sub> (W/kg) | Σ SAR (W/kg) |
|---------------|----------|-------------------------------|-------------------------------|--------------|---------------|----------|-------------------------------|--|--------------|
| WCDMA Band II | Front    | 0.529                         | 0.165                         | 0.694        | WCDMA Band II | Front    | 0.529                         | 0.131  | 0.660        |
|               | Back     | 0.723                         | 0.237                         | 0.960        |               | Back     | 0.723                         | 0.131  | 0.854        |

| WWAN Mode  | Position | WWAN SAR <sub>1g</sub> (W/kg) | WLAN SAR <sub>1g</sub> (W/kg) | Σ SAR (W/kg) | WWAN Mode  | Position | WWAN SAR <sub>1g</sub> (W/kg) | Bluetooth Estimated SAR <sub>1g</sub> (W/kg) | Σ SAR (W/kg) |
|------------|----------|-------------------------------|-------------------------------|--------------|------------|----------|-------------------------------|--|--------------|
| LTE Band 2 | Front    | 0.653                         | 0.165                         | 0.818        | LTE Band 2 | Front    | 0.653                         | 0.131  | 0.784        |
|            | Back     | 1.037                         | 0.237                         | 1.274        |            | Back     | 1.037                         | 0.131  | 1.168        |

| WWAN Mode  | Position | WWAN SAR <sub>1g</sub> (W/kg) | WLAN SAR <sub>1g</sub> (W/kg) | Σ SAR (W/kg) | WWAN Mode  | Position | WWAN SAR <sub>1g</sub> (W/kg) | Bluetooth Estimated SAR <sub>1g</sub> (W/kg) | Σ SAR (W/kg) |
|------------|----------|-------------------------------|-------------------------------|--------------|------------|----------|-------------------------------|--|--------------|
| LTE Band 7 | Front    | 0.102                         | 0.165                         | 0.267        | LTE Band 7 | Front    | 0.102                         | 0.131  | 0.233        |
|            | Back     | 0.579                         | 0.237                         | 0.816        |            | Back     | 0.579                         | 0.131  | 0.710        |

| WWAN Mode   | Position | WWAN SAR <sub>1g</sub> (W/kg) | WLAN SAR <sub>1g</sub> (W/kg) | Σ SAR (W/kg) | WWAN Mode   | Position | WWAN SAR <sub>1g</sub> (W/kg) | Bluetooth Estimated SAR <sub>1g</sub> (W/kg) | Σ SAR (W/kg) |
|-------------|----------|-------------------------------|-------------------------------|--------------|-------------|----------|-------------------------------|--|--------------|
| LTE Band 12 | Front    | 0.120                         | 0.165                         | 0.285        | LTE Band 12 | Front    | 0.120                         | 0.131  | 0.251        |
|             | Back     | 0.224                         | 0.237                         | 0.461        |             | Back     | 0.224                         | 0.131  | 0.355        |

| WWAN Mode   | Position | WWAN SAR <sub>1g</sub> (W/kg) | WLAN SAR <sub>1g</sub> (W/kg) | Σ SAR (W/kg) | WWAN Mode   | Position | WWAN SAR <sub>1g</sub> (W/kg) | Bluetooth Estimated SAR <sub>1g</sub> (W/kg) | Σ SAR (W/kg) |
|-------------|----------|-------------------------------|-------------------------------|--------------|-------------|----------|-------------------------------|--|--------------|
| LTE Band 66 | Front    | 0.235                         | 0.165                         | 0.400        | LTE Band 66 | Front    | 0.235                         | 0.131  | 0.366        |
|             | Back     | 0.579                         | 0.237                         | 0.816        |             | Back     | 0.579                         | 0.131  | 0.710        |

**> Hotspot mode Simultaneous Transmission**

| WWAN Mode | Position | WWAN SAR <sub>1g</sub> (W/kg) | WLAN SAR <sub>1g</sub> (W/kg) | Σ SAR (W/kg) | WWAN Mode | Position | WWAN SAR <sub>1g</sub> (W/kg) | Bluetooth Estimated SAR <sub>1g</sub> (W/kg) | Σ SAR (W/kg) |
|-----------|----------|-------------------------------|-------------------------------|--------------|-----------|----------|-------------------------------|--|--------------|
| GSM 850   | Front    | 0.073                         | 0.165                         | 0.238        | GSM 850   | Front    | 0.073                         | 0.131  | 0.204        |
|           | Back     | 0.210                         | 0.237                         | 0.447        |           | Back     | 0.210                         | 0.131  | 0.341        |
|           | Left     | /                             | 0.096                         | 0.096        |           | Left     | /                             | 0.131  | 0.131        |
|           | Right    | 0.049                         | /                             | 0.049        |           | Right    | 0.049                         | /  | 0.049        |
|           | Top      | /                             | 0.286                         | 0.286        |           | Top      | /                             | 0.131  | 0.131        |
|           | Bottom   | 0.070                         | /                             | 0.070        |           | Bottom   | 0.070                         | /  | 0.070        |

| WWAN Mode | Position | WWAN SAR <sub>1g</sub> (W/kg) | WLAN SAR <sub>1g</sub> (W/kg) | Σ SAR (W/kg) | WWAN Mode | Position | WWAN SAR <sub>1g</sub> (W/kg) | Bluetooth Estimated SAR <sub>1g</sub> (W/kg) | Σ SAR (W/kg) |
|-----------|----------|-------------------------------|-------------------------------|--------------|-----------|----------|-------------------------------|--|--------------|
| GSM 1900  | Front    | 0.595                         | 0.165                         | 0.760        | GSM 1900  | Front    | 0.595                         | 0.131  | 0.726        |
|           | Back     | 0.759                         | 0.237                         | 0.996        |           | Back     | 0.759                         | 0.131  | 0.890        |
|           | Left     | /                             | 0.096                         | 0.096        |           | Left     | /                             | 0.131  | 0.131        |
|           | Right    | 0.207                         | /                             | 0.207        |           | Right    | 0.207                         | /  | 0.207        |
|           | Top      | /                             | 0.286                         | 0.286        |           | Top      | /                             | 0.131  | 0.131        |
|           | Bottom   | 0.558                         | /                             | 0.558        |           | Bottom   | 0.558                         | /  | 0.558        |

| WWAN Mode    | Position | WWAN SAR <sub>1g</sub> (W/kg) | WLAN SAR <sub>1g</sub> (W/kg) | Σ SAR (W/kg) | WWAN Mode    | Position | WWAN SAR <sub>1g</sub> (W/kg) | Bluetooth Estimated SAR <sub>1g</sub> (W/kg) | Σ SAR (W/kg) |
|--------------|----------|-------------------------------|-------------------------------|--------------|--------------|----------|-------------------------------|--|--------------|
| WCDMA Band V | Front    | 0.102                         | 0.165                         | 0.267        | WCDMA Band V | Front    | 0.102                         | 0.131  | 0.233        |
|              | Back     | 0.196                         | 0.237                         | 0.433        |              | Back     | 0.196                         | 0.131  | 0.327        |
|              | Left     | /                             | 0.096                         | 0.096        |              | Left     | /                             | 0.131  | 0.131        |
|              | Right    | 0.063                         | /                             | 0.063        |              | Right    | 0.063                         | /  | 0.063        |
|              | Top      | /                             | 0.286                         | 0.286        |              | Top      | /                             | 0.131  | 0.131        |
|              | Bottom   | 0.079                         | /                             | 0.079        |              | Bottom   | 0.079                         | /  | 0.079        |

| WWAN Mode     | Position | WWAN SAR <sub>1g</sub> (W/kg) | WLAN SAR <sub>1g</sub> (W/kg) | Σ SAR (W/kg) | WWAN Mode     | Position | WWAN SAR <sub>1g</sub> (W/kg) | Bluetooth Estimated SAR <sub>1g</sub> (W/kg) | Σ SAR (W/kg) |
|---------------|----------|-------------------------------|-------------------------------|--------------|---------------|----------|-------------------------------|--|--------------|
| WCDMA Band II | Front    | 0.529                         | 0.165                         | 0.694        | WCDMA Band II | Front    | 0.529                         | 0.131  | 0.660        |
|               | Back     | 0.723                         | 0.237                         | 0.960        |               | Back     | 0.723                         | 0.131  | 0.854        |
|               | Left     | /                             | 0.096                         | 0.096        |               | Left     | /                             | 0.131  | 0.131        |
|               | Right    | 0.134                         | /                             | 0.134        |               | Right    | 0.134                         | /  | 0.134        |
|               | Top      | /                             | 0.286                         | 0.286        |               | Top      | /                             | 0.131  | 0.131        |
|               | Bottom   | 0.680                         | /                             | 0.680        |               | Bottom   | 0.680                         | /  | 0.680        |

| WWAN Mode  | Position | WWAN SAR <sub>1g</sub> (W/kg) | WLAN SAR <sub>1g</sub> (W/kg) | Σ SAR (W/kg) | WWAN Mode  | Position | WWAN SAR <sub>1g</sub> (W/kg) | Bluetooth Estimated SAR <sub>1g</sub> (W/kg) | Σ SAR (W/kg) |
|------------|----------|-------------------------------|-------------------------------|--------------|------------|----------|-------------------------------|--|--------------|
| LTE Band 2 | Front    | 0.653                         | 0.165                         | 0.818        | LTE Band 2 | Front    | 0.653                         | 0.131  | 0.784        |
|            | Back     | 1.037                         | 0.237                         | 1.274        |            | Back     | 1.037                         | 0.131  | 1.168        |
|            | Left     | /                             | 0.096                         | 0.096        |            | Left     | /                             | 0.131  | 0.131        |
|            | Right    | 0.387                         | /                             | 0.387        |            | Right    | 0.387                         | /  | 0.387        |
|            | Top      | /                             | 0.286                         | 0.286        |            | Top      | /                             | 0.131  | 0.131        |
|            | Bottom   | 1.084                         | /                             | 1.084        |            | Bottom   | 1.084                         | /  | 1.084        |

| WWAN Mode  | Position | WWAN SAR <sub>1g</sub> (W/kg) | WLAN SAR <sub>1g</sub> (W/kg) | Σ SAR (W/kg) | WWAN Mode  | Position | WWAN SAR <sub>1g</sub> (W/kg) | Bluetooth Estimated SAR <sub>1g</sub> (W/kg) | Σ SAR (W/kg) |
|------------|----------|-------------------------------|-------------------------------|--------------|------------|----------|-------------------------------|--|--------------|
| LTE Band 7 | Front    | 0.102                         | 0.165                         | 0.267        | LTE Band 7 | Front    | 0.102                         | 0.131  | 0.233        |
|            | Back     | 0.579                         | 0.237                         | 0.816        |            | Back     | 0.579                         | 0.131  | 0.710        |
|            | Left     | /                             | 0.096                         | 0.096        |            | Left     | /                             | 0.131  | 0.131        |
|            | Right    | 0.103                         | /                             | 0.103        |            | Right    | 0.103                         | /  | 0.103        |
|            | Top      | /                             | 0.286                         | 0.286        |            | Top      | /                             | 0.131  | 0.131        |
|            | Bottom   | 0.345                         | /                             | 0.345        |            | Bottom   | 0.345                         | /  | 0.345        |

| WWAN Mode   | Position | WWAN SAR <sub>1g</sub> (W/kg) | WLAN SAR <sub>1g</sub> (W/kg) | Σ SAR (W/kg) | WWAN Mode   | Position | WWAN SAR <sub>1g</sub> (W/kg) | Bluetooth Estimated SAR <sub>1g</sub> (W/kg) | Σ SAR (W/kg) |
|-------------|----------|-------------------------------|-------------------------------|--------------|-------------|----------|-------------------------------|--|--------------|
| LTE Band 12 | Front    | 0.120                         | 0.165                         | 0.285        | LTE Band 12 | Front    | 0.120                         | 0.131  | 0.251        |
|             | Back     | 0.224                         | 0.237                         | 0.461        |             | Back     | 0.224                         | 0.131  | 0.355        |
|             | Left     | /                             | 0.096                         | 0.096        |             | Left     | /                             | 0.131  | 0.131        |
|             | Right    | 0.052                         | /                             | 0.052        |             | Right    | 0.052                         | /  | 0.052        |
|             | Top      | /                             | 0.286                         | 0.286        |             | Top      | /                             | 0.131  | 0.131        |
|             | Bottom   | 0.040                         | /                             | 0.040        |             | Bottom   | 0.040                         | /  | 0.040        |

| WWAN Mode   | Position | WWAN SAR <sub>1g</sub> (W/kg) | WLAN SAR <sub>1g</sub> (W/kg) | Σ SAR (W/kg) | WWAN Mode   | Position | WWAN SAR <sub>1g</sub> (W/kg) | Bluetooth Estimated SAR <sub>1g</sub> (W/kg) | Σ SAR (W/kg) |
|-------------|----------|-------------------------------|-------------------------------|--------------|-------------|----------|-------------------------------|--|--------------|
| LTE Band 66 | Front    | 0.235                         | 0.165                         | 0.400        | LTE Band 66 | Front    | 0.235                         | 0.131  | 0.366        |
|             | Back     | 0.579                         | 0.237                         | 0.816        |             | Back     | 0.579                         | 0.131  | 0.710        |
|             | Left     | /                             | 0.096                         | 0.096        |             | Left     | /                             | 0.131  | 0.131        |
|             | Right    | 0.124                         | /                             | 0.124        |             | Right    | 0.124                         | /  | 0.124        |
|             | Top      | /                             | 0.286                         | 0.286        |             | Top      | /                             | 0.131  | 0.131        |
|             | Bottom   | 0.674                         | /                             | 0.674        |             | Bottom   | 0.674                         | /  | 0.674        |

➤ **Simultaneous Transmission Conclusion**

The above numerical summed SAR results for all the case simultaneous transmission conditions were below the SAR limit. Therefore, the above analysis is sufficient to determine that simultaneous transmission cases will not exceed the SAR limit and therefore no measured volumetric simultaneous SAR summation is required per FCC KDB Publication 447498 D01v06.

### 15.7 Measurement Uncertainty

The component of uncertainty may generally be categorized according to the methods used to evaluate them. The evaluation of uncertainty by the statistical analysis of a series of observations is termed a Type A evaluation of uncertainty. The evaluation of uncertainty by means other than the statistical analysis of a series of observation is termed a Type B evaluation of uncertainty. Each component of uncertainty, however evaluated, is represented by an estimated standard deviation, termed standard uncertainty, which is determined by the positive square root of the estimated variance.

A Type A evaluation of standard uncertainty may be based on any valid statistical method for treating data. This includes calculating the standard deviation of the mean of a series of independent observations; using the method of least squares to fit a curve to the data in order to estimate the parameter of the curve and their standard deviations; or carrying out an analysis of variance in order to identify and quantify random effects in certain kinds of measurement.

A Type B evaluation of standard uncertainty is typically based on scientific judgment using all of the relevant information available. These may include previous measurement data, experience, and knowledge of the behavior and properties of relevant materials and instruments, manufacture's specification, data provided in calibration reports and uncertainties assigned to reference data taken from handbooks. Broadly speaking, the uncertainty is either obtained from an outdoor source or obtained from an assumed distribution, such as the normal distribution, rectangular or triangular distributions indicated in below Table.

| Uncertainty Distributions | Normal | Rectangular  | Triangular   | U-Shape      |
|---------------------------|--------|--------------|--------------|--------------|
| Multi-plying Factor       | 1/k(b) | $1/\sqrt{3}$ | $1/\sqrt{6}$ | $1/\sqrt{2}$ |

#### Standard Uncertainty for Assumed Distribution

The combined standard uncertainty of the measurement result represents the estimated standard deviation of the result. It is obtained by combining the individual standard uncertainties of both Type A and Type B evaluation using the usual "root-sum-squares" (RSS) methods of combining standard deviations by taking the positive square root of the estimated variances.

Expanded uncertainty is a measure of uncertainty that defines an interval about the measurement result within which the measured value is confidently believed to lie. It is obtained by multiplying the combined standard uncertainty by a coverage factor. Typically, the coverage factor ranges from 2 to 3. Using a coverage factor allows the true value of a measured quantity to be specified with a defined probability within the specified uncertainty range. For purpose of this document, a coverage factor two is used, which corresponds to confidence interval of about 95 %. The DASY uncertainty Budget is shown in the following tables.

| Uncertainty Component  | Section | Uncert. Value | Prob. Dist. | Div.       | (C <sub>i</sub> ) (1 g) | (C <sub>i</sub> ) (10 g) | Std. Unc. (1 g) | Std. Unc. (10 g) | V <sub>i</sub> |
|--|---------|---------------|-------------|------------|-------------------------|--------------------------|-----------------|------------------|----------------|
| <b>Measurement System</b>  |         |               |             |            |                         |                          |                 |                  |                |
| Probe Calibration  | E.2.1   | ±7.4%         | N           | 1          | 1                       | 1                        | ±7.4%           | ±7.4%            | ∞              |
| Axial Isotropy   | E.2.2   | ±1.2%         | R           | $\sqrt{3}$ | 0.7                     | 0.7                      | ±0.49%          | ±0.49%           | ∞              |
| Hemispherical Isotropy   | E.2.2   | ±0.9%         | R           | $\sqrt{3}$ | 0.7                     | 0.7                      | ±0.36%          | ±0.36%           | ∞              |
| Boundary Effects   | E.2.3   | ±1.0%         | R           | $\sqrt{3}$ | 1                       | 1                        | ±0.58%          | ±0.58%           | ∞              |
| Linearity  | E.2.4   | ±0.9%         | R           | $\sqrt{3}$ | 1                       | 1                        | ±0.52%          | ±0.52%           | ∞              |
| System Detection Limits  | E.2.5   | ±0.25%        | R           | $\sqrt{3}$ | 1                       | 1                        | ±0.14%          | ±0.14%           | ∞              |
| Readout Electronics  | E.2.6   | ±0.3%         | N           | 1          | 1                       | 1                        | ±0.3%           | ±0.3%            | ∞              |
| Response Time  | E.2.7   | ±0.8%         | R           | $\sqrt{3}$ | 1                       | 1                        | ±0.46%          | ±0.46%           | ∞              |
| Integration Time   | E.2.8   | ±2.6%         | R           | $\sqrt{3}$ | 1                       | 1                        | ±1.5%           | ±1.5%            | ∞              |
| RF Ambient Noise   | E.6.1   | ±3.0%         | R           | $\sqrt{3}$ | 1                       | 1                        | ±1.73%          | ±1.73%           | ∞              |
| RF Ambient Reflections   | E.6.1   | ±3.0%         | R           | $\sqrt{3}$ | 1                       | 1                        | ±1.73%          | ±1.73%           | ∞              |
| Probe positioner mechanical tolerances   | E.6.2   | ±0.4%         | R           | $\sqrt{3}$ | 1                       | 1                        | ±0.23%          | ±0.23%           | ∞              |
| Probe positioning tolerance with respect to the phantom shell surface            | E.6.3   | ±2.9%         | R           | $\sqrt{3}$ | 1                       | 1                        | ±1.68%          | ±1.68%           | ∞              |
| Interpolation, extrapolation, and integration algorithm For max. SAR Evaluation. | E.5     | ±1.0%         | R           | $\sqrt{3}$ | 1                       | 1                        | ±0.58%          | ±0.58%           | ∞              |
| <b>Test Sample Related</b>   |         |               |             |            |                         |                          |                 |                  |                |
| Device Positioning   | E.4.2   | ±4.6%         | N           | 1          | 1                       | 1                        | ±4.6%           | ±4.6%            | M-1            |
| Device Holder  | E.4.1   | ±5.2%         | N           | 1          | 1                       | 1                        | ±5.2%           | ±5.2%            | M-1            |
| Power Drift  | 6.6.2   | ±5.0%         | R           | $\sqrt{3}$ | 1                       | 1                        | ±2.89%          | ±2.89%           | ∞              |
| <b>Phantom and Setup</b>   |         |               |             |            |                         |                          |                 |                  |                |
| Phantom Uncertainty  | E.3.1   | ±4.0%         | R           | $\sqrt{3}$ | 1                       | 1                        | ±2.31%          | ±2.31%           | ∞              |
| Liquid conductivity (measured value)   | E.3.3   | ±3.33%        | N           | 1          | 0.78                    | 0.71                     | ±2.6%           | ±2.6%            | M              |
| Liquid dielectric constant (measured value)                                      | E.3.3   | ±3.25%        | N           | 1          | 0.23                    | 0.26                     | ±0.75%          | ±0.85%           | M              |
| Liquid Conductivity - Temperature Uncertainty                                    | E.3.4   | ±1.3%         | R           | $\sqrt{3}$ | 0.78                    | 0.71                     | ±0.59%          | ±0.53%           | ∞              |
| Liquid Dielectric Constant - Temperature Uncertainty                             | E.3.4   | ±1.1%         | R           | $\sqrt{3}$ | 0.23                    | 0.26                     | ±0.15%          | ±0.17%           | ∞              |
| Combined Standard Uncertainty (RSS)  |         |               |             |            |                         |                          | ±11.56%         | ±11.50%          |                |
| Expanded Uncertainty (95% Confidence Level, k = 2)                               |         |               |             |            |                         |                          | ±23.11%         | ±23.0%           |                |

**Uncertainty Budget for frequency range 300 MHz to 3 GHz according to IEEE1528-2013**

### **15.8 Measurement Conclusion**

The SAR evaluation indicates that the EUT complies with the RF radiation exposure limits of the FCC and Industry Canada, with respect to all parameters subject to this test. These measurements were taken to simulate the RF effects of RF exposure under worst-case conditions. Precise laboratory measures were taken to assure repeatability of the tests. The results and statements relate only to the item(s) tested. Please note that the absorption and distribution of electromagnetic energy in the body are very complex phenomena that depend on the mass, shape, and size of the body, the orientation of the body with respect to the field vectors, and the electrical properties of both the body and the environment. Other variables that may play a substantial role in possible biological effects are those that characterize the environment (e.g. ambient temperature, air velocity, relative humidity, and body insulation) and those that characterize the individual (e.g. age, gender, activity level, debilitation, or disease). Because various factors may interact with one another to vary the specific biological outcome of an exposure to electromagnetic fields, any protection guide should consider maximal amplification of biological effects as a result of field-body interactions, environmental conditions, and physiological variables.

## 16 Reference

- [1]. FCC 47 CFR Part 2 “Frequency Allocations and Radio Treaty Matters; General Rules and Regulations”
- [2]. ANSI/IEEE Std. C95.1-1992, “IEEE Standard for Safety Levels with Respect to Human Exposure to Radio Frequency Electromagnetic Fields, 3 kHz to 300 GHz”, September 1992
- [3]. IEEE Std. 1528-2013, “Recommended Practice for Determining the Peak Spatial-Average Specific Absorption Rate (SAR) in the Human Head from Wireless Communications Devices: Measurement Techniques”, September 2013
- [4]. SPEAG DASY52 System Handbook
- [5]. FCC KDB 248227 D01 v02r02, “SAR GUIDANCE FOR IEEE 802.11 (Wi-Fi) TRANSMITTERS”, October 2015
- [6]. FCC KDB 447498 D01 v06, “RF EXPOSURE PROCEDURES AND EQUIPMENT AUTHORIZATION POLICIES FOR MOBILE AND PORTABLE DEVICES”, October 2015
- [7]. FCC KDB 648474 D04 v01r03, “SAR EVALUATION CONSIDERATIONS FOR WIRELESS HANDSETS”, October 2015
- [8]. FCC KDB 941225 D01 v03r01, “3G SAR MEASUREMENT PROCEDURES”, October 2015
- [9]. FCC KDB 941225 D05 v02r05, “SAR EVALUATION CONSIDERATIONS FOR LTE DEVICES”, Dec 2015
- [10]. FCC KDB 941225 D03 v01, “Recommended SAR Test Reduction Procedures for GSM / GPRS / EDGE”, December 2008
- [11]. FCC KDB 941225 D06 v02r01, “SAR EVALUATION PROCEDURES FOR PORTABLE DEVICES WITH WIRELESS ROUTER CAPABILITIES”, October 2015
- [12]. FCC KDB 865664 D01 v01r04, “SAR MEASUREMENT REQUIREMENTS FOR 100 MHz TO 6 GHz”, August 2015

## **Appendix A: Plots of SAR System Check**



Test Laboratory: JYTSZ

Date/Time: 06.07.2021

**DUT: Dipole 750 MHz; Type: D750V3; Serial: SN:1118**

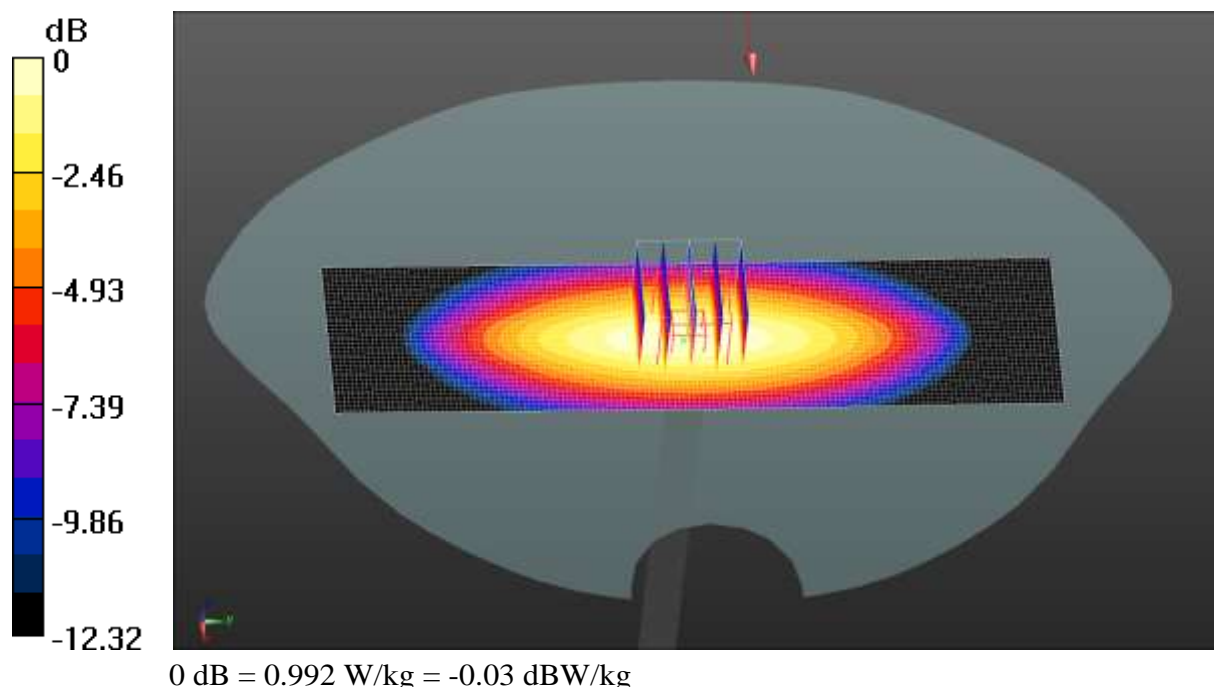
Communication System: UID 0, CW (0); Frequency: 750 MHz; Duty Cycle: 1:1  
 Medium parameters used:  $f = 750 \text{ MHz}$ ;  $\sigma = 0.856 \text{ S/m}$ ;  $\epsilon_r = 42.191$ ;  $\rho = 1000 \text{ kg/m}^3$   
 Phantom section: Flat Section

DASY5 Configuration:

- Probe: EX3DV4 - SN3924; ConvF(10.11, 10.11, 10.11) @ 750 MHz; Calibrated: 09.23.2020;
- Sensor-Surface: 1.4mm (Mechanical Surface Detection)
- Electronics: DAE4 Sn1373; Calibrated: 07.27.2020
- Phantom: SAM 5.0; Type: QD000P40CD; Serial: TP:1765
- Measurement SW: DASY52, Version 52.10 (4); SEMCAD X Version 14.6.14 (7483)

**System Performance Check at Frequency 750 MHz Head Tissue/d=15mm, Pin=80 mW, dist=2.0mm (EX-Probe)/Area Scan (41x151x1):** Interpolated grid:  $dx=1.500 \text{ mm}$ ,  $dy=1.500 \text{ mm}$   
 Maximum value of SAR (interpolated) = 0.895 W/kg

**System Performance Check at Frequency 750 MHz Head Tissue/d=15mm, Pin=80 mW, dist=2.0mm (EX-Probe)/Zoom Scan (5x5x7)/Cube 0:** Measurement grid:  $dx=8\text{mm}$ ,  $dy=8\text{mm}$ ,  $dz=5\text{mm}$   
 Reference Value = 32.84 V/m; Power Drift = -0.05 dB  
 Peak SAR (extrapolated) = 1.08 W/kg  
**SAR(1 g) = 0.682 W/kg; SAR(10 g) = 0.439 W/kg**  
 Smallest distance from peaks to all points 3 dB below = 8 mm  
 Ratio of SAR at M2 to SAR at M1 = 35.1%  
 Maximum value of SAR (measured) = 0.873 W/kg



Test Laboratory: JYTSZ

Date/Time: 06.07.2021

**DUT: Dipole 835 MHz; Type: D835V2; Serial: SN:4d154**

Communication System: UID 0, CW (0); Frequency: 835 MHz; Duty Cycle: 1:1  
 Medium parameters used:  $f = 835 \text{ MHz}$ ;  $\sigma = 0.883 \text{ S/m}$ ;  $\epsilon_r = 41.595$ ;  $\rho = 1000 \text{ kg/m}^3$   
 Phantom section: Flat Section

DASY5 Configuration:

- Probe: EX3DV4 - SN3924; ConvF(9.71, 9.71, 9.71) @ 835 MHz; Calibrated: 09.23.2020;
- Sensor-Surface: 1.4mm (Mechanical Surface Detection)
- Electronics: DAE4 Sn1373; Calibrated: 07.27.2020
- Phantom: SAM 5.0; Type: QD000P40CD; Serial: TP:1765
- Measurement SW: DASY52, Version 52.10 (4); SEMCAD X Version 14.6.14 (7483)

**System Performance Check at Frequency 835 MHz Head Tissue/d=15mm, Pin=80 mW, dist=2.0mm (EX-Probe)/Area Scan (41x131x1):** Interpolated grid: dx=1.500 mm, dy=1.500 mm

Maximum value of SAR (interpolated) = 1.12 W/kg

**System Performance Check at Frequency 835 MHz Head Tissue/d=15mm, Pin=80 mW, dist=2.0mm (EX-Probe)/Zoom Scan (7x7x7) (5x5x7)/Cube 0:**

Measurement grid: dx=8mm, dy=8mm, dz=5mm

Reference Value = 32.89 V/m; Power Drift = -0.02 dB

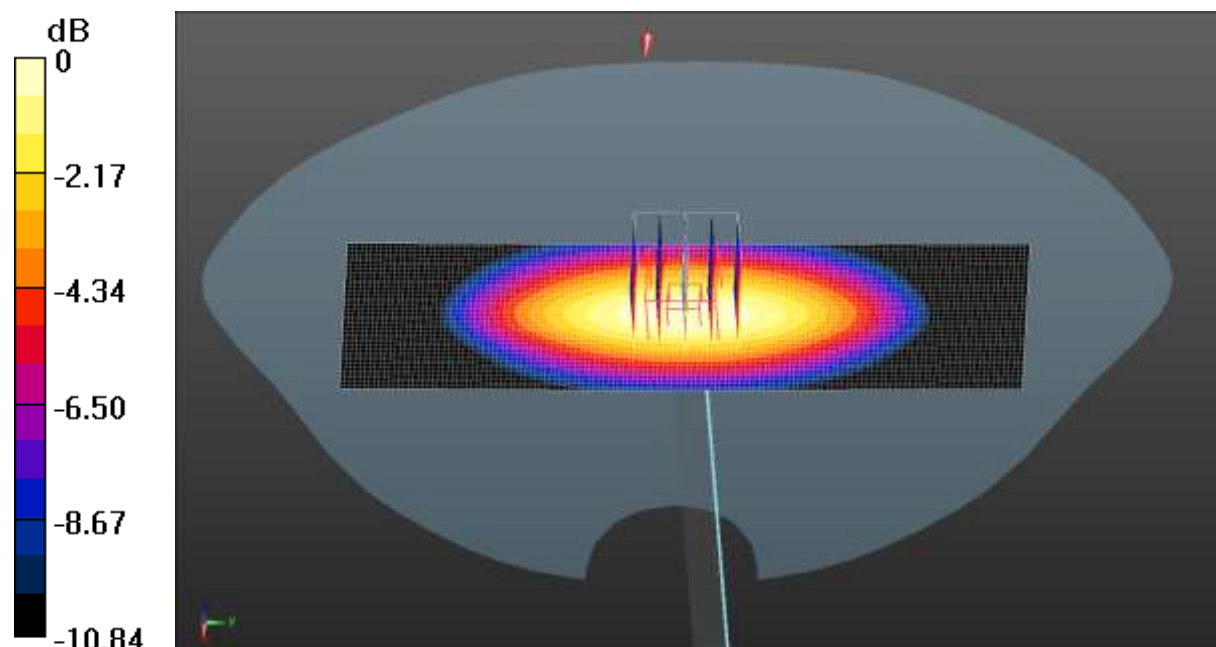
Peak SAR (extrapolated) = 1.32 W/kg

**SAR(1 g) = 0.761 W/kg; SAR(10 g) = 0.518 W/kg**

Smallest distance from peaks to all points 3 dB below = 7.4 mm

Ratio of SAR at M2 to SAR at M1 = 33.5%

Maximum value of SAR (measured) = 1.05 W/kg



0 dB = 1.05 W/kg = 0.21 dBW/kg

Test Laboratory: JYTSZ

Date/Time: 06.11.2021

**DUT: Dipole 1750 MHz; Type: D1750V2; Serial: SN:1177**

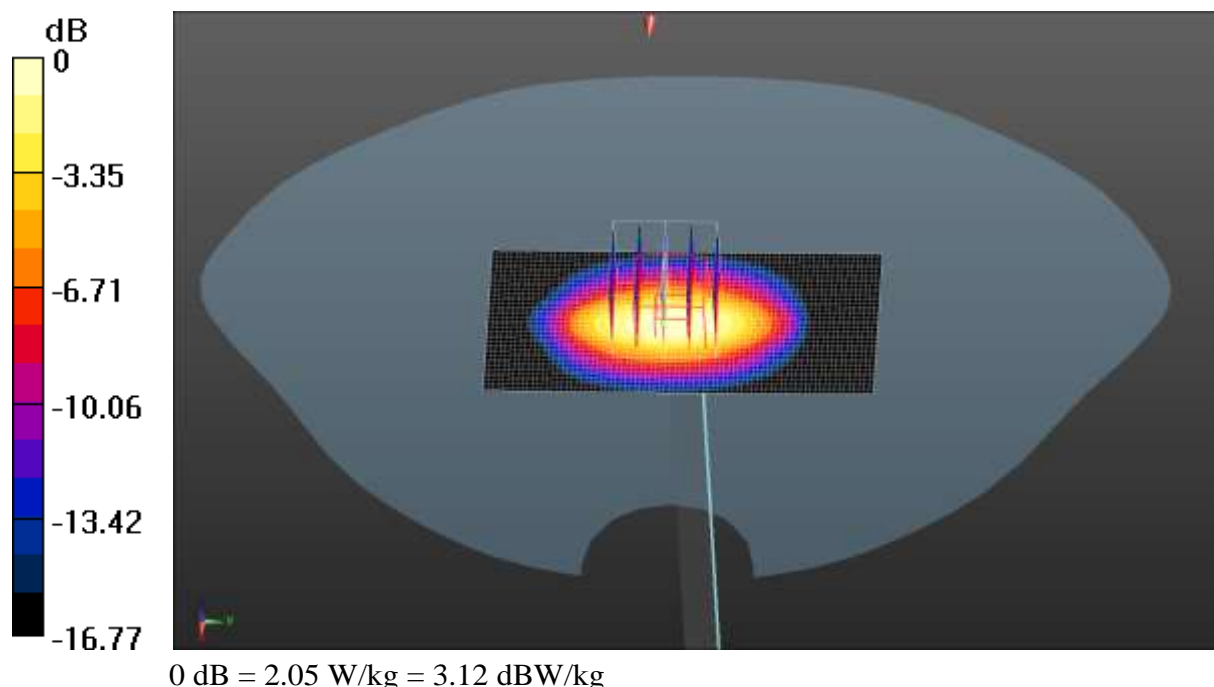
Communication System: UID 0, CW (0); Frequency: 1750 MHz; Duty Cycle: 1:1  
 Medium parameters used:  $f = 1750$  MHz;  $\sigma = 1.343$  S/m;  $\epsilon_r = 40.318$ ;  $\rho = 1000$  kg/m<sup>3</sup>  
 Phantom section: Flat Section

DASY5 Configuration:

- Probe: EX3DV4 - SN3924; ConvF(8.43, 8.43, 8.43) @ 1750 MHz; Calibrated: 09.23.2020;
- Sensor-Surface: 1.4mm (Mechanical Surface Detection)
- Electronics: DAE4 Sn1373; Calibrated: 07.27.2020
- Phantom: SAM 5.0; Type: QD000P40CD; Serial: TP:1765
- Measurement SW: DASY52, Version 52.10 (4); SEMCAD X Version 14.6.14 (7483)

**System Performance Check at Frequency 1750 MHz Head Tissue/d=10mm, Pin=40 mW, dist=2.0mm (EX-Probe)/Area Scan (41x81x1):** Interpolated grid: dx=1.500 mm, dy=1.500 mm  
 Maximum value of SAR (interpolated) = 2.19 W/kg

**System Performance Check at Frequency 1750 MHz Head Tissue/d=10mm, Pin=40 mW, dist=2.0mm (EX-Probe)/Zoom Scan (7x7x7) (5x5x7)/Cube 0:**  
 Measurement grid: dx=8mm, dy=8mm, dz=5mm  
 Reference Value = 41.58 V/m; Power Drift = -0.03 dB  
 Peak SAR (extrapolated) = 2.45 W/kg  
**SAR(1 g) = 1.42 W/kg; SAR(10 g) = 0.752 W/kg**  
 Smallest distance from peaks to all points 3 dB below = 7.1 mm  
 Ratio of SAR at M2 to SAR at M1 = 33.89%  
 Maximum value of SAR (measured) = 2.05 W/kg



Test Laboratory: JYTSZ

Date/Time: 06.11.2021

**DUT: Dipole 1900 MHz; Type: D1900V2; Serial: 5d175**

Communication System: UID 0, CW (0); Frequency: 1900 MHz; Duty Cycle: 1:1  
 Medium parameters used:  $f = 1900$  MHz;  $\sigma = 1.398$  S/m;  $\epsilon_r = 39.689$ ;  $\rho = 1000$  kg/m<sup>3</sup>  
 Phantom section: Flat Section

DASY5 Configuration:

- Probe: EX3DV4 - SN3924; ConvF(8.14, 8.14, 8.14) @ 1900 MHz; Calibrated: 09.23.2020;
- Sensor-Surface: 1.4mm (Mechanical Surface Detection)
- Electronics: DAE4 Sn1373; Calibrated: 07.27.2020
- Phantom: SAM 5.0; Type: QD000P40CD; Serial: TP:1765
- Measurement SW: DASY52, Version 52.10 (4); SEMCAD X Version 14.6.14 (7483)

**System Performance Check at Frequency 1900MHz Head Tissue/d=10mm, Pin=40 mW, dist=2.0mm (EX-Probe)/Area Scan (41x51x1):** Interpolated grid: dx=1.500 mm, dy=1.500 mm

Maximum value of SAR (interpolated) = 2.65 W/kg

**System Performance Check at Frequency 1900MHz Head Tissue/d=10mm, Pin=40 mW, dist=2.0mm (EX-Probe)/Zoom Scan (7x7x7) (5x5x7)/Cube 0:**

Measurement grid: dx=8mm, dy=8mm, dz=5mm

Reference Value = 42.42 V/m; Power Drift = -0.02 dB

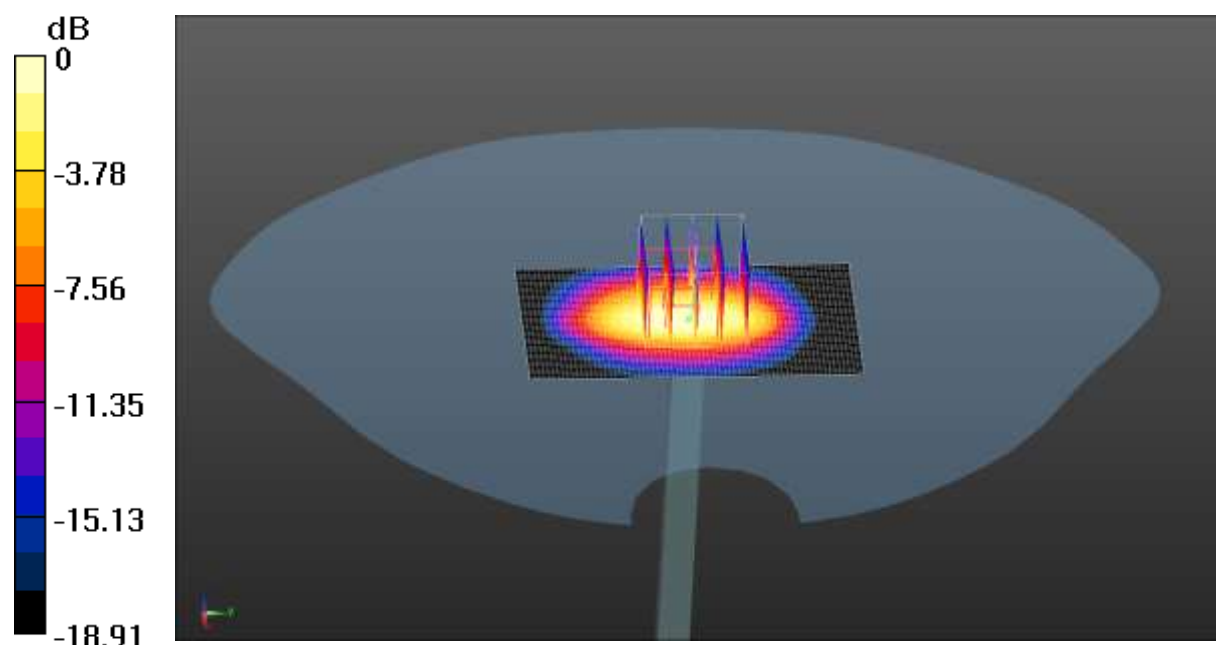
Peak SAR (extrapolated) = 3.05 W/kg

**SAR(1 g) = 1.63 W/kg; SAR(10 g) = 0.832 W/kg**

Smallest distance from peaks to all points 3 dB below = 7.2 mm

Ratio of SAR at M2 to SAR at M1 = 45.2%

Maximum value of SAR (measured) = 2.43 W/kg



0 dB = 2.43 W/kg = 3.86 dBW/kg

Test Laboratory: JYTSZ

Date/Time: 06.09.2021

**DUT: Dipole 2450 MHz; Type: D2450V2; Serial: SN:910**

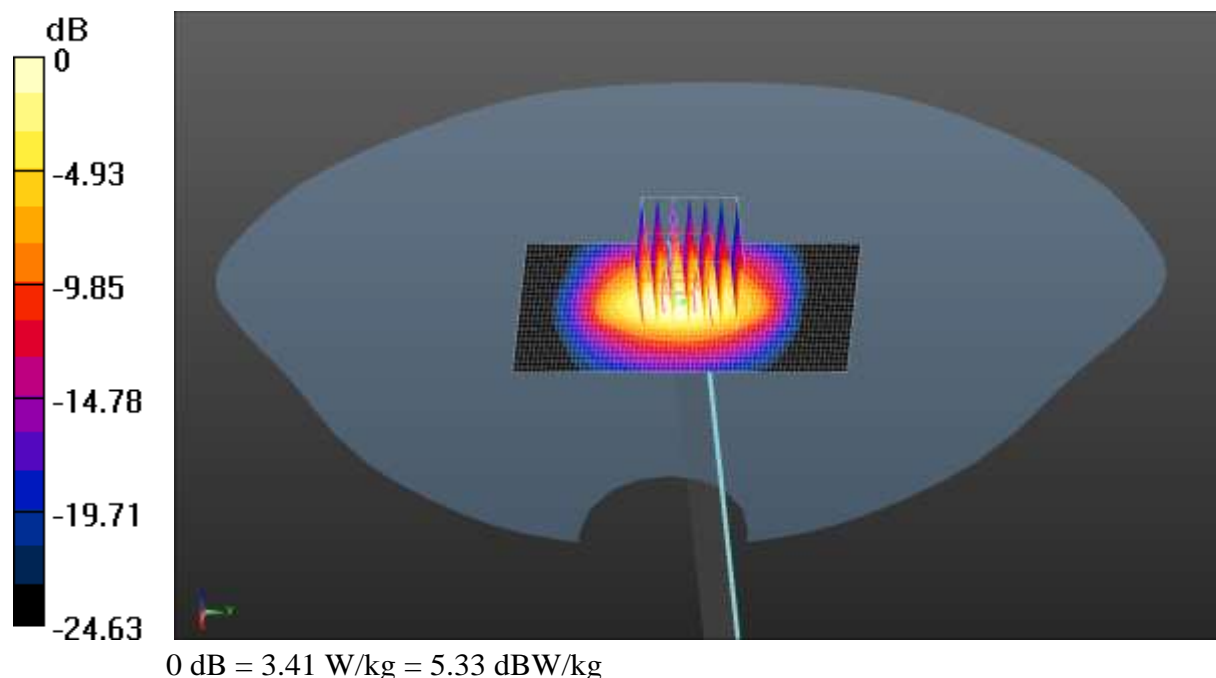
Communication System: UID 0, CW (0); Frequency: 2450 MHz; Duty Cycle: 1:1  
 Medium parameters used:  $f = 2450$  MHz;  $\sigma = 1.775$  S/m;  $\epsilon_r = 39.946$ ;  $\rho = 1000$  kg/m<sup>3</sup>  
 Phantom section: Flat Section

DASY5 Configuration:

- Probe: EX3DV4 - SN3924; ConvF(7.58, 7.58, 7.58) @ 2450 MHz; Calibrated: 09.23.2020;
- Sensor-Surface: 1.4mm (Mechanical Surface Detection)
- Electronics: DAE4 Sn1373; Calibrated: 07.27.2020
- Phantom: SAM 5.0; Type: QD000P40CD; Serial: TP:1765
- Measurement SW: DASY52, Version 52.10 (4); SEMCAD X Version 14.6.14 (7483)

**System Performance Check at Frequency 2450MHz Head Tissue/d=10mm, Pin=40 mW, dist=2.0mm (EX-Probe)/Area Scan (51x61x1):** Interpolated grid: dx=1.200 mm, dy=1.200 mm  
 Maximum value of SAR (interpolated) = 3.51 W/kg

**System Performance Check at Frequency 2450MHz Head Tissue/d=10mm, Pin=40 mW, dist=2.0mm (EX-Probe)/Zoom Scan (7x7x7) (7x7x7)/Cube 0:**  
 Measurement grid: dx=5mm, dy=5mm, dz=5mm  
 Reference Value = 41.06 V/m; Power Drift = 0.10 dB  
 Peak SAR (extrapolated) = 4.31 W/kg  
**SAR(1 g) = 2.08 W/kg; SAR(10 g) = 0.958 W/kg**  
 Smallest distance from peaks to all points 3 dB below = 8 mm  
 Ratio of SAR at M2 to SAR at M1 = 32.2%  
 Maximum value of SAR (measured) = 3.41 W/kg



Test Laboratory: JYTSZ

Date/Time: 06.16.2021

**DUT: Dipole 2600 MHz; Type: D2600V2; Serial: SN: 1114**

Communication System: UID 0, CW (0); Frequency: 2600 MHz; Duty Cycle: 1:1  
 Medium parameters used:  $f = 2600$  MHz;  $\sigma = 2.017$  S/m;  $\epsilon_r = 38.167$ ;  $\rho = 1000$  kg/m<sup>3</sup>  
 Phantom section: Flat Section

DASY5 Configuration:

- Probe: EX3DV4 - SN3924; ConvF(7.35, 7.35, 7.35) @ 2600 MHz; Calibrated: 09.23.2020;
- Sensor-Surface: 1.4mm (Mechanical Surface Detection)
- Electronics: DAE4 Sn1373; Calibrated: 07.27.2020
- Phantom: SAM 5.0; Type: QD000P40CD; Serial: TP:1765
- Measurement SW: DASY52, Version 52.10 (4); SEMCAD X Version 14.6.14 (7483)

**System Performance Check at Frequency 2600MHz Head Tissue/d=10mm, Pin=40 mW, dist=2.0mm (EX-Probe)/Zoom Scan(7X7X7) (7x7x7)/Cube 0:**

Measurement grid: dx=5mm, dy=5mm, dz=5mm

Reference Value = 45.67 V/m; Power Drift = -0.15 dB

Peak SAR (extrapolated) = 5.33 W/kg

**SAR(1 g) = 2.41 W/kg; SAR(10 g) = 1.03 W/kg**

Smallest distance from peaks to all points 3 dB below = 8.2 mm

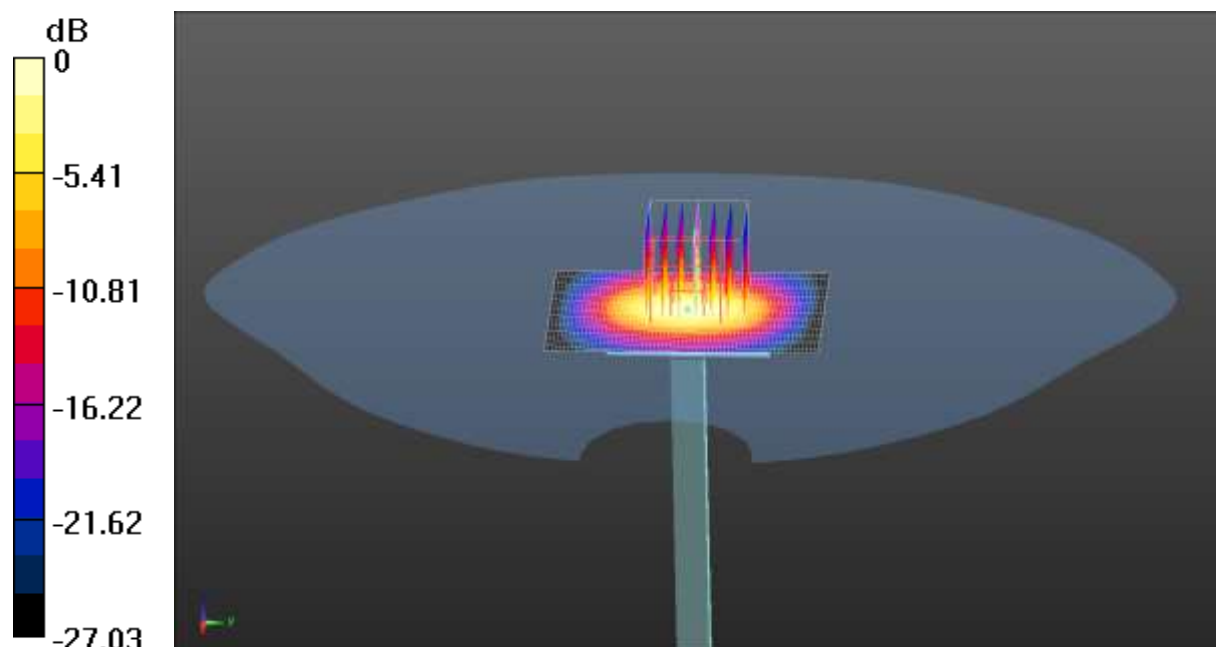
Ratio of SAR at M2 to SAR at M1 = 46.2%

Maximum value of SAR (measured) = 4.02 W/kg

**System Performance Check at Frequency 2600MHz Head Tissue/d=10mm, Pin=40 mW, dist=2.0mm (EX-Probe)/Area Scan (51x61x1):** Interpolated grid:

dx=1.200 mm, dy=1.200 mm

Maximum value of SAR (interpolated) = 4.39 W/kg



0 dB = 4.39 W/kg = 6.42 dBW/kg

## **Appendix B: Plots of SAR Test Data**

Test Laboratory: JYTSZ

Date/Time: 06.07.2021

**DUT: 4G Smart Phone; Type: Elite E55Max; Serial: 10#**

Communication System: UID 0, GSM (0); Frequency: 836.6 MHz; Duty Cycle: 1:8.30042  
 Medium parameters used (interpolated):  $f = 836.6 \text{ MHz}$ ;  $\sigma = 0.884 \text{ S/m}$ ;  $\epsilon_r = 41.588$ ;  $\rho = 1000 \text{ kg/m}^3$

Phantom section: Right Section

DASY5 Configuration:

- Probe: EX3DV4 - SN3924; ConvF(9.71, 9.71, 9.71) @ 836.6 MHz; Calibrated: 09.23.2020
- Sensor-Surface: 1.4mm (Mechanical Surface Detection)
- Electronics: DAE4 Sn1373; Calibrated: 07.27.2020
- Phantom: SAM 5.0; Type: QD000P40CD; Serial: TP:1765
- Measurement SW: DASY52, Version 52.10 (4); SEMCAD X Version 14.6.14 (7483)

**GSM 850 Right Cheek/Middle Channel/Zoom Scan (5x5x7)/Cube 0:**

Measurement grid:  $dx=8\text{mm}$ ,  $dy=8\text{mm}$ ,  $dz=5\text{mm}$

Reference Value = 3.583 V/m; Power Drift = -0.01 dB

Peak SAR (extrapolated) = 0.143 W/kg

**SAR(1 g) = 0.106 W/kg; SAR(10 g) = 0.079 W/kg**

Smallest distance from peaks to all points 3 dB below: Larger than measurement grid


Ratio of SAR at M2 to SAR at M1 = 75.5%

Maximum value of SAR (measured) = 0.130 W/kg

**GSM 850 Right Cheek/Middle Channel/Area Scan (51x61x1):** Interpolated grid:

$dx=1.500 \text{ mm}$ ,  $dy=1.500 \text{ mm}$

Maximum value of SAR (interpolated) = 0.130 W/kg



0 dB = 0.130 W/kg = -8.86 dBW/kg



Test Laboratory: JYTSZ

Date/Time: 06.11.2021

**DUT: 4G Smart Phone; Type: Elite E55Max; Serial: 10#**

Communication System: UID 0, GSM (0); Frequency: 1909.8 MHz; Duty Cycle: 1:8.30042  
 Medium parameters used:  $f = 1909.8 \text{ MHz}$ ;  $\sigma = 1.407 \text{ S/m}$ ;  $\epsilon_r = 39.644$ ;  $\rho = 1000 \text{ kg/m}^3$   
 Phantom section: Right Section

DASY5 Configuration:

- Probe: EX3DV4 - SN3924; ConvF(8.14, 8.14, 8.14) @ 1909.8 MHz; Calibrated: 09.23.2020
- Sensor-Surface: 1.4mm (Mechanical Surface Detection)
- Electronics: DAE4 Sn1373; Calibrated: 07.27.2020
- Phantom: SAM 5.0; Type: QD000P40CD; Serial: TP:1765
- Measurement SW: DASY52, Version 52.10 (4); SEMCAD X Version 14.6.14 (7483)

**GSM 1900 Right Cheek/High Channel/Zoom Scan (5x5x7)/Cube 0: Measurement**

grid:  $dx=8\text{mm}$ ,  $dy=8\text{mm}$ ,  $dz=5\text{mm}$

Reference Value = 3.382 V/m; Power Drift = -0.02 dB

Peak SAR (extrapolated) = 0.268 W/kg

**SAR(1 g) = 0.168 W/kg; SAR(10 g) = 0.105 W/kg**

Smallest distance from peaks to all points 3 dB below = 15.8 mm

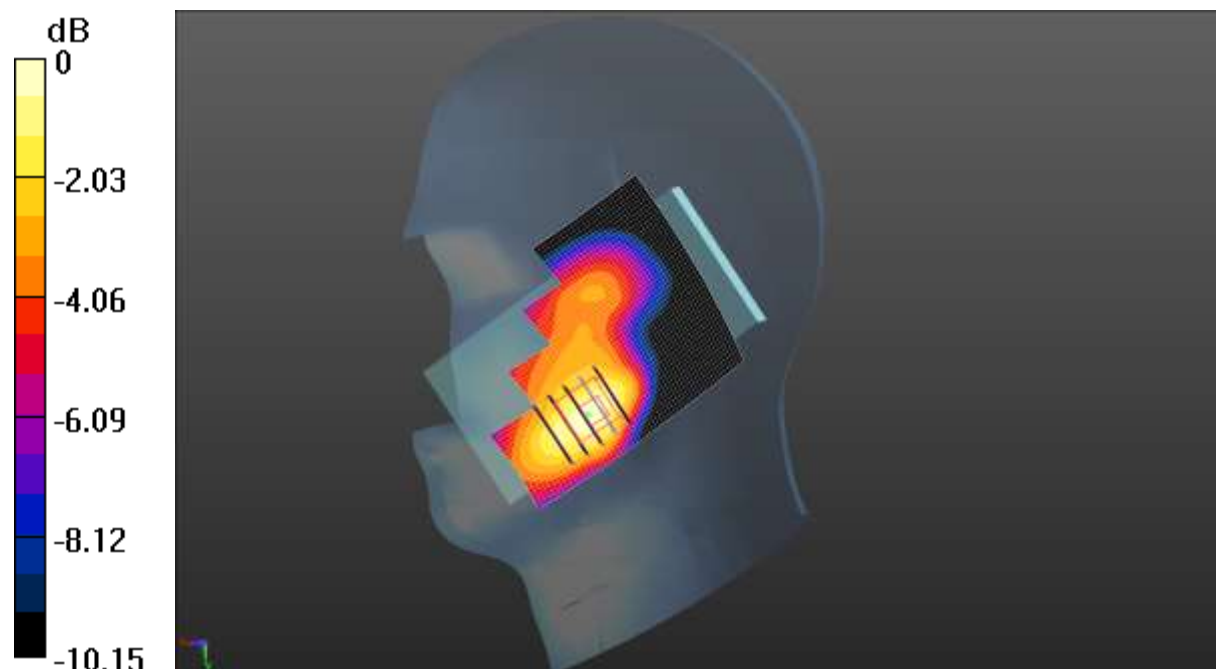
Ratio of SAR at M2 to SAR at M1 = 62.6%

Maximum value of SAR (measured) = 0.229 W/kg

**GSM 1900 Right Cheek/High Channel/Area Scan (51x61x1): Interpolated grid:**

$dx=1.500 \text{ mm}$ ,  $dy=1.500 \text{ mm}$

Maximum value of SAR (interpolated) = 0.254 W/kg



0 dB = 0.254 W/kg = -5.95 dBW/kg

Test Laboratory: JYTSZ

Date/Time: 06.08.2021

**DUT: 4G Smart Phone; Type: Elite E55Max; Serial: 10#**

Communication System: UID 0, UMTS-FDD(WCDMA) (0); Frequency: 846.6 MHz; Duty Cycle: 1:1

Medium parameters used (interpolated):  $f = 846.6 \text{ MHz}$ ;  $\sigma = 0.891 \text{ S/m}$ ;  $\epsilon_r = 41.549$ ;  $\rho = 1000 \text{ kg/m}^3$

Phantom section: Right Section

DASY5 Configuration:

- Probe: EX3DV4 - SN3924; ConvF(9.71, 9.71, 9.71) @ 846.6 MHz; Calibrated: 09.23.2020
- Sensor-Surface: 1.4mm (Mechanical Surface Detection)
- Electronics: DAE4 Sn1373; Calibrated: 07.27.2020
- Phantom: SAM 5.0; Type: QD000P40CD; Serial: TP:1765
- Measurement SW: DASY52, Version 52.10 (4); SEMCAD X Version 14.6.14 (7483)

**WCDMA 850 Right Cheek/High Channel/Zoom Scan (5x5x7)/Cube 0:**

Measurement grid:  $dx=8\text{mm}$ ,  $dy=8\text{mm}$ ,  $dz=5\text{mm}$

Reference Value = 4.249 V/m; Power Drift = -0.02 dB

Peak SAR (extrapolated) = 0.197 W/kg

**SAR(1 g) = 0.147 W/kg; SAR(10 g) = 0.110 W/kg**

Smallest distance from peaks to all points 3 dB below: Larger than measurement grid


Ratio of SAR at M2 to SAR at M1 = 75.5%

Maximum value of SAR (measured) = 0.180 W/kg

**WCDMA 850 Right Cheek/High Channel/Area Scan (51x61x1):** Interpolated grid:

$dx=1.500 \text{ mm}$ ,  $dy=1.500 \text{ mm}$

Maximum value of SAR (interpolated) = 0.176 W/kg



0 dB = 0.176 W/kg = -7.54 dBW/kg

Test Laboratory: JYTSZ

Date: 06.11.2021

**DUT: 4G Smart Phone; Type: Elite E55Max; Serial: 10#**

Communication System: UID 0, UMTS-FDD(WCDMA) (0); Frequency: 1907.6 MHz; Duty Cycle: 1:1

Medium parameters used (interpolated):  $f = 1907.6 \text{ MHz}$ ;  $\sigma = 1.403 \text{ S/m}$ ;  $\epsilon_r = 39.656$ ;  $\rho = 1000 \text{ kg/m}^3$

Phantom section: Right Section

DASY5 Configuration:

- Probe: EX3DV4 - SN3924; ConvF(8.14, 8.14, 8.14) @ 1907.6 MHz; Calibrated: 09.23.2020
- Sensor-Surface: 1.4mm (Mechanical Surface Detection)
- Electronics: DAE4 Sn1373; Calibrated: 07.27.2020
- Phantom: SAM 5.0; Type: QD000P40CD; Serial: TP:1765
- Measurement SW: DASY52, Version 52.10 (4); SEMCAD X Version 14.6.14 (7483)

**WCDMA 1900 Right Cheek/High Channel/Zoom Scan (5x5x7)/Cube 0:**

Measurement grid: dx=8mm, dy=8mm, dz=5mm

Reference Value = 3.487 V/m; Power Drift = 0.20 dB

Peak SAR (extrapolated) = 0.320 W/kg

**SAR(1 g) = 0.204 W/kg; SAR(10 g) = 0.132 W/kg**

Smallest distance from peaks to all points 3 dB below = 11.4 mm


Ratio of SAR at M2 to SAR at M1 = 65.8%

Maximum value of SAR (measured) = 0.267 W/kg

**WCDMA 1900 Right Cheek/High Channel/Area Scan (51x61x1):** Interpolated

grid: dx=1.500 mm, dy=1.500 mm

Maximum value of SAR (interpolated) = 0.298 W/kg



0 dB = 0.298 W/kg = -5.26 dBW/kg

Test Laboratory: JYTSZ

Date/Time: 06.11.2021

**DUT: 4G Smart Phone; Type: Elite E55Max; Serial: 10#**

Communication System: UID 0, LTE-Fdd(USA) 1RB QPSK (0); Frequency: 1880 MHz;Duty Cycle: 1:1

Medium parameters used:  $f = 1880 \text{ MHz}$ ;  $\sigma = 1.392 \text{ S/m}$ ;  $\epsilon_r = 39.752$ ;  $\rho = 1000 \text{ kg/m}^3$

Phantom section: Right Section

DASY5 Configuration:

- Probe: EX3DV4 - SN3924; ConvF(8.14, 8.14, 8.14) @ 1880 MHz; Calibrated: 09.23.2020
- Sensor-Surface: 1.4mm (Mechanical Surface Detection)
- Electronics: DAE4 Sn1373; Calibrated: 07.27.2020
- Phantom: SAM 5.0; Type: QD000P40CD; Serial: TP:1765
- Measurement SW: DASY52, Version 52.10 (4); SEMCAD X Version 14.6.14 (7483)

**LTE Band 2 1RB(20MHz) Right Cheek/Middle Channel/Zoom Scan**

(5x5x7)/Cube 0: Measurement grid: dx=8mm, dy=8mm, dz=5mm

Reference Value = 3.399 V/m; Power Drift = 0.14 dB

Peak SAR (extrapolated) = 0.379 W/kg

**SAR(1 g) = 0.239 W/kg; SAR(10 g) = 0.146 W/kg**

Smallest distance from peaks to all points 3 dB below = 15.1 mm


Ratio of SAR at M2 to SAR at M1 = 62.5%

Maximum value of SAR (measured) = 0.324 W/kg

**LTE Band 2 1RB(20MHz) Right Cheek/Middle Channel/Area Scan (51x61x1):**

Interpolated grid: dx=1.500 mm, dy=1.500 mm

Maximum value of SAR (interpolated) = 0.642 W/kg



0 dB = 0.642 W/kg = -1.92 dBW/kg

Test Laboratory: JYTSZ

Date/Time: 06.16.2021

**DUT: 4G Smart Phone; Type: Elite E55Max; Serial: 10#**

Communication System: UID 0, LTE-Fdd(USA) 1RB QPSK (0); Frequency: 2535 MHz;Duty Cycle: 1:1

Medium parameters used (interpolated):  $f = 2535 \text{ MHz}$ ;  $\sigma = 1.957 \text{ S/m}$ ;  $\epsilon_r = 38.492$ ;  $\rho = 1000 \text{ kg/m}^3$

Phantom section: Right Section

DASY5 Configuration:

- Probe: EX3DV4 - SN3924; ConvF(7.58, 7.58, 7.58) @ 2535 MHz; Calibrated: 09.23.2020
- Sensor-Surface: 1.4mm (Mechanical Surface Detection)
- Electronics: DAE4 Sn1373; Calibrated: 07.27.2020
- Phantom: SAM 5.0; Type: QD000P40CD; Serial: TP:1765
- Measurement SW: DASY52, Version 52.10 (4); SEMCAD X Version 14.6.14 (7483)

**LTE Band 7 1RB(20MHz) Right Cheek/Middle Channel/Zoom Scan**

(5x5x7)/Cube 0: Measurement grid: dx=5mm, dy=5mm, dz=5mm

Reference Value = 2.762 V/m; Power Drift = 0.00 dB

Peak SAR (extrapolated) = 0.105 W/kg

**SAR(1 g) = 0.057 W/kg; SAR(10 g) = 0.032 W/kg**

Smallest distance from peaks to all points 3 dB below: Larger than measurement grid

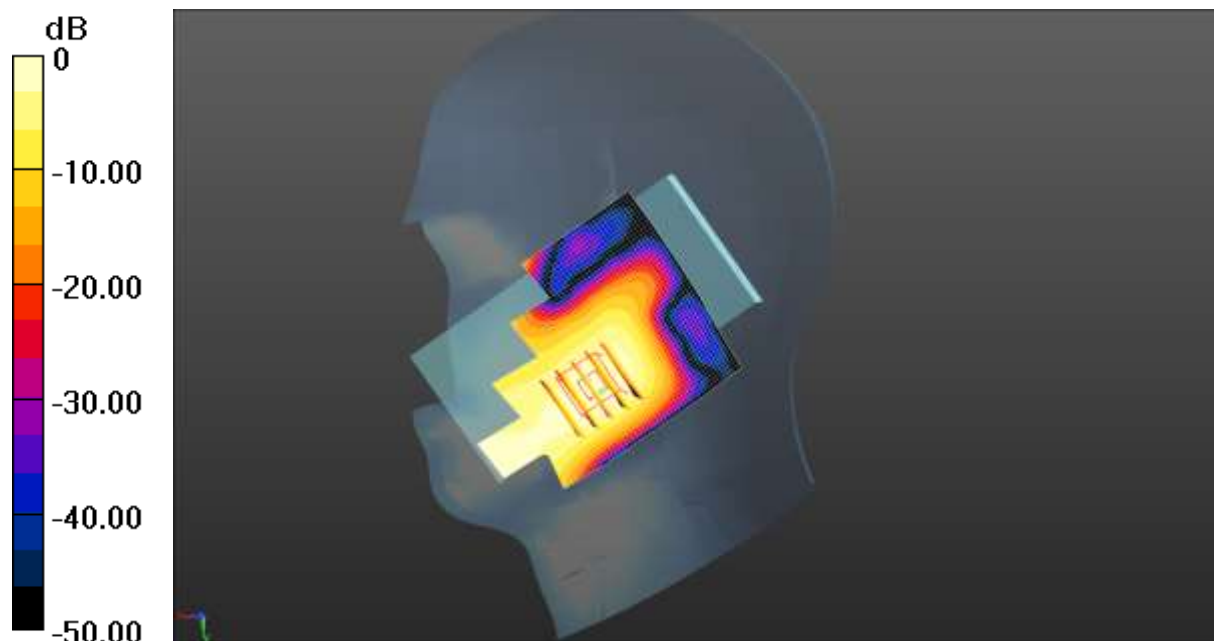
Ratio of SAR at M2 to SAR at M1 = 54.6%

Maximum value of SAR (measured) = 0.0833 W/kg

**LTE Band 7 1RB(20MHz) Right Cheek/Middle Channel/Area Scan (51x61x1):**

Interpolated grid: dx=1.200 mm, dy=1.200 mm

Maximum value of SAR (interpolated) = 0.121 W/kg



0 dB = 0.121 W/kg = -9.17 dBW/kg

Test Laboratory: JYTSZ

Date/Time: 06.12.2021

**DUT: 4G Smart Phone; Type: Elite E55Max; Serial: 10#**

Communication System: UID 0, LTE-Fdd(USA) 1RB QPSK (0); Frequency: 1745 MHz;Duty Cycle: 1:1

Medium parameters used:  $f = 1745 \text{ MHz}$ ;  $\sigma = 1.34 \text{ S/m}$ ;  $\epsilon_r = 40.346$ ;  $\rho = 1000 \text{ kg/m}^3$

Phantom section: Right Section

DASY5 Configuration:

- Probe: EX3DV4 - SN3924; ConvF(8.43, 8.43, 8.43) @ 1745 MHz; Calibrated: 09.23.2020
- Sensor-Surface: 1.4mm (Mechanical Surface Detection)
- Electronics: DAE4 Sn1373; Calibrated: 07.27.2020
- Phantom: SAM 5.0; Type: QD000P40CD; Serial: TP:1765
- Measurement SW: DASY52, Version 52.10 (4); SEMCAD X Version 14.6.14 (7483)

**LTE Band 66 1RB(20MHz) Right Cheek/Middle Channel/Zoom Scan**

**(5x5x7)/Cube 0:** Measurement grid:  $dx=8\text{mm}$ ,  $dy=8\text{mm}$ ,  $dz=5\text{mm}$

Reference Value = 3.095 V/m; Power Drift = 0.24 dB

Peak SAR (extrapolated) = 0.368 W/kg

**SAR(1 g) = 0.231 W/kg; SAR(10 g) = 0.142 W/kg**

Smallest distance from peaks to all points 3 dB below = 21.4 mm


Ratio of SAR at M2 to SAR at M1 = 62.4%

Maximum value of SAR (measured) = 0.310 W/kg

**LTE Band 66 1RB(20MHz) Right Cheek/Middle Channel/Area Scan**

**(51x61x1):** Interpolated grid:  $dx=1.500 \text{ mm}$ ,  $dy=1.500 \text{ mm}$

Maximum value of SAR (interpolated) = 0.268 W/kg



0 dB = 0.268 W/kg = -5.72 dBW/kg

Test Laboratory: JYTSZ

Date/Time: 06.07.2021

**DUT: 4G Smart Phone; Type: Elite E55Max; Serial: 10#**

Communication System: UID 0, LTE-Fdd(USA) 1RB QPSK (0); Frequency: 704 MHz;Duty Cycle: 1:1

Medium parameters used (interpolated):  $f = 704$  MHz;  $\sigma = 0.842$  S/m;  $\epsilon_r = 42.409$ ;  $\rho = 1000$  kg/m<sup>3</sup>

Phantom section: Right Section

DASY5 Configuration:

- Probe: EX3DV4 - SN3924; ConvF(10.11, 10.11, 10.11) @ 704 MHz; Calibrated: 09.23.2020
- Sensor-Surface: 1.4mm (Mechanical Surface Detection)
- Electronics: DAE4 Sn1373; Calibrated: 07.27.2020
- Phantom: SAM 5.0; Type: QD000P40CD; Serial: TP:1765
- Measurement SW: DASY52, Version 52.10 (4); SEMCAD X Version 14.6.14 (7483)

**LTE Band 12 1RB(10MHz) Right Cheek/Low Channel/Zoom Scan**

**(5x5x7)/Cube 0:** Measurement grid: dx=8mm, dy=8mm, dz=5mm

Reference Value = 0 V/m; Power Drift = 0.00 dB

Peak SAR (extrapolated) = 0.137 W/kg

**SAR(1 g) = 0.103 W/kg; SAR(10 g) = 0.078 W/kg**

Smallest distance from peaks to all points 3 dB below: Larger than measurement grid

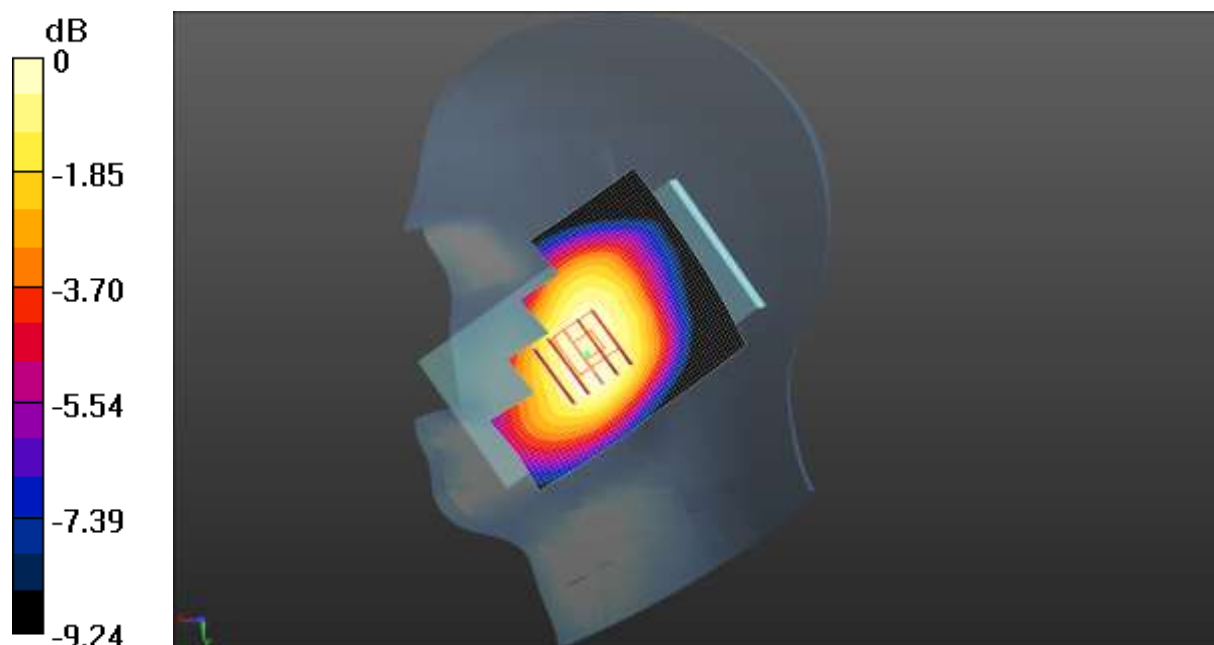
Ratio of SAR at M2 to SAR at M1 = 76.2%

Maximum value of SAR (measured) = 0.123 W/kg

**LTE Band 12 1RB(10MHz) Right Cheek/Low Channel/Area Scan (51x61x1):**

Interpolated grid: dx=1.500 mm, dy=1.500 mm

Maximum value of SAR (interpolated) = 0.121 W/kg



0 dB = 0.121 W/kg = -9.17 dBW/kg

Test Laboratory: JYTSZ

Date/Time: 06.11.2021

**DUT: 4G Smart Phone; Type: Elite E55Max; Serial: 10#**

Communication System: UID 0, LTE-FDD(USA) 20MHz 50%RB QPSK (0); Frequency: 1860 MHz;Duty Cycle: 1:1

Medium parameters used:  $f = 1860 \text{ MHz}$ ;  $\sigma = 1.385 \text{ S/m}$ ;  $\epsilon_r = 39.865$ ;  $\rho = 1000 \text{ kg/m}^3$

Phantom section: Right Section

DASY5 Configuration:

- Probe: EX3DV4 - SN3924; ConvF(8.14, 8.14, 8.14) @ 1860 MHz; Calibrated: 09.23.2020
- Sensor-Surface: 1.4mm (Mechanical Surface Detection)
- Electronics: DAE4 Sn1373; Calibrated: 07.27.2020
- Phantom: SAM 5.0; Type: QD000P40CD; Serial: TP:1765
- Measurement SW: DASY52, Version 52.10 (4); SEMCAD X Version 14.6.14 (7483)

**LTE Band 2 50%RB(20MHz) Right Cheek/Low Channel/Zoom Scan**

(5x5x7)/Cube 0: Measurement grid: dx=8mm, dy=8mm, dz=5mm

Reference Value = 2.397 V/m; Power Drift = 0.03 dB

Peak SAR (extrapolated) = 0.293 W/kg

**SAR(1 g) = 0.183 W/kg; SAR(10 g) = 0.119 W/kg**

Smallest distance from peaks to all points 3 dB below = 15 mm


Ratio of SAR at M2 to SAR at M1 = 62.2%

Maximum value of SAR (measured) = 0.253 W/kg

**LTE Band 2 50%RB(20MHz) Right Cheek/Low Channel/Area Scan (51x61x1):**

Interpolated grid: dx=1.500 mm, dy=1.500 mm

Maximum value of SAR (interpolated) = 0.267 W/kg



0 dB = 0.267 W/kg = -5.73 dBW/kg



Test Laboratory: JYTSZ

Date/Time: 06.16.2021

**DUT: 4G Smart Phone; Type: Elite E55Max; Serial: 10#**

Communication System: UID 0, LTE-FDD(USA) 20MHz 50%RB QPSK (0); Frequency: 2535 MHz;Duty Cycle: 1:1

Medium parameters used (interpolated):  $f = 2535 \text{ MHz}$ ;  $\sigma = 1.957 \text{ S/m}$ ;  $\epsilon_r = 38.492$ ;  $\rho = 1000 \text{ kg/m}^3$

Phantom section: Right Section

DASY5 Configuration:

- Probe: EX3DV4 - SN3924; ConvF(7.58, 7.58, 7.58) @ 2535 MHz; Calibrated: 09.23.2020
- Sensor-Surface: 1.4mm (Mechanical Surface Detection)
- Electronics: DAE4 Sn1373; Calibrated: 07.27.2020
- Phantom: SAM 5.0; Type: QD000P40CD; Serial: TP:1765
- Measurement SW: DASY52, Version 52.10 (4); SEMCAD X Version 14.6.14 (7483)

**LTE Band 7 50%RB(20MHz) Right Cheek/Middle Channel/Zoom Scan**

**(5x5x7)/Cube 0:** Measurement grid:  $dx=5\text{mm}$ ,  $dy=5\text{mm}$ ,  $dz=5\text{mm}$

Reference Value = 0 V/m; Power Drift = 0.02 dB

Peak SAR (extrapolated) = 0.102 W/kg

**SAR(1 g) = 0.055 W/kg; SAR(10 g) = 0.030 W/kg**

Smallest distance from peaks to all points 3 dB below: Larger than measurement grid


Ratio of SAR at M2 to SAR at M1 = 51.9%

Maximum value of SAR (measured) = 0.0844 W/kg

**LTE Band 7 50%RB(20MHz) Right Cheek/Middle Channel/Area Scan**

**(51x61x1):** Interpolated grid:  $dx=1.200 \text{ mm}$ ,  $dy=1.200 \text{ mm}$

Maximum value of SAR (interpolated) = 0.137 W/kg



0 dB = 0.137 W/kg = -8.63 dBW/kg

Test Laboratory: JYTSZ

Date/Time: 06.12.2021

**DUT: 4G Smart Phone; Type: Elite E55Max; Serial: 10#**

Communication System: UID 0, LTE-FDD(USA) 20MHz 50%RB QPSK (0); Frequency: 1745 MHz;Duty Cycle: 1:1

Medium parameters used:  $f = 1745 \text{ MHz}$ ;  $\sigma = 1.34 \text{ S/m}$ ;  $\epsilon_r = 40.346$ ;  $\rho = 1000 \text{ kg/m}^3$

Phantom section: Right Section

DASY5 Configuration:

- Probe: EX3DV4 - SN3924; ConvF(8.43, 8.43, 8.43) @ 1745 MHz; Calibrated: 09.23.2020
- Sensor-Surface: 1.4mm (Mechanical Surface Detection)
- Electronics: DAE4 Sn1373; Calibrated: 07.27.2020
- Phantom: SAM 5.0; Type: QD000P40CD; Serial: TP:1765
- Measurement SW: DASY52, Version 52.10 (4); SEMCAD X Version 14.6.14 (7483)

**LTE Band 66 50%RB(20MHz) Right Cheek/Middle Channel/Zoom Scan**

**(5x5x7)/Cube 0:** Measurement grid:  $dx=8\text{mm}$ ,  $dy=8\text{mm}$ ,  $dz=5\text{mm}$

Reference Value = 2.580 V/m; Power Drift = 0.04 dB

Peak SAR (extrapolated) = 0.246 W/kg

**SAR(1 g) = 0.155 W/kg; SAR(10 g) = 0.096 W/kg**

Smallest distance from peaks to all points 3 dB below = 13.8 mm

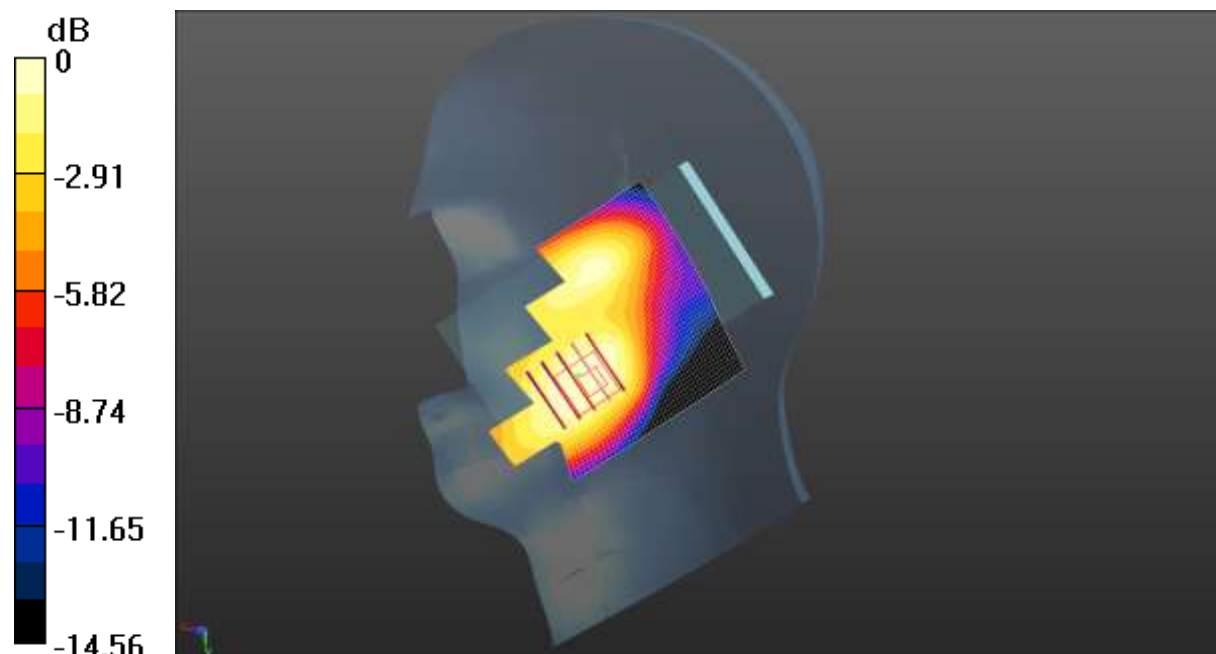
Ratio of SAR at M2 to SAR at M1 = 62.3%

Maximum value of SAR (measured) = 0.207 W/kg

**LTE Band 66 50%RB(20MHz) Right Cheek/Middle Channel/Area Scan**

**(51x61x1):** Interpolated grid:  $dx=1.500 \text{ mm}$ ,  $dy=1.500 \text{ mm}$

Maximum value of SAR (interpolated) = 0.184 W/kg



0 dB = 0.184 W/kg = -7.35 dBW/kg

Test Laboratory: JYTSZ

Date/Time: 06.07.2021

**DUT: 4G Smart Phone; Type: Elite E55Max; Serial: 10#**

Communication System: UID 0, LTE-FDD (USA) 10MHz 50%RB QPSK (0); Frequency: 704 MHz;Duty Cycle: 1:1

Medium parameters used (interpolated):  $f = 704 \text{ MHz}$ ;  $\sigma = 0.842 \text{ S/m}$ ;  $\epsilon_r = 42.409$ ;  $\rho = 1000 \text{ kg/m}^3$

Phantom section: Right Section

DASY5 Configuration:

- Probe: EX3DV4 - SN3924; ConvF(10.11, 10.11, 10.11) @ 704 MHz; Calibrated: 09.23.2020
- Sensor-Surface: 1.4mm (Mechanical Surface Detection)
- Electronics: DAE4 Sn1373; Calibrated: 07.27.2020
- Phantom: SAM 5.0; Type: QD000P40CD; Serial: TP:1765
- Measurement SW: DASY52, Version 52.10 (4); SEMCAD X Version 14.6.14 (7483)

**LTE Band 12 50%RB(10MHz) Right Cheek/Low Channel/Zoom Scan**

**(5x5x7)/Cube 0:** Measurement grid:  $dx=8\text{mm}$ ,  $dy=8\text{mm}$ ,  $dz=5\text{mm}$

Reference Value = 3.799 V/m; Power Drift = -0.03 dB

Peak SAR (extrapolated) = 0.111 W/kg

**SAR(1 g) = 0.084 W/kg; SAR(10 g) = 0.063 W/kg**

Smallest distance from peaks to all points 3 dB below: Larger than measurement grid


Ratio of SAR at M2 to SAR at M1 = 76.7%

Maximum value of SAR (measured) = 0.0998 W/kg

**LTE Band 12 50%RB(10MHz) Right Cheek/Low Channel/Area Scan**

**(51x61x1):** Interpolated grid:  $dx=1.500 \text{ mm}$ ,  $dy=1.500 \text{ mm}$

Maximum value of SAR (interpolated) = 0.0971 W/kg



0 dB = 0.0971 W/kg = -10.13 dBW/kg

Test Laboratory: JYTSZ

Date/Time: 06.09.2021

**DUT: 4G Smart Phone; Type: Elite E55Max; Serial: 10#**

Communication System: UID 0, IEEE 802.11b WiFi 2.4 GHz (DSSS, 1 Mbps) (0);  
 Frequency: 2412 MHz; Duty Cycle: 1:1  
 Medium parameters used (interpolated):  $f = 2412 \text{ MHz}$ ;  $\sigma = 1.758 \text{ S/m}$ ;  $\epsilon_r = 40.114$ ;  $\rho = 1000 \text{ kg/m}^3$   
 Phantom section: Right Section

DASY5 Configuration:


- Probe: EX3DV4 - SN3924; ConvF(7.58, 7.58, 7.58) @ 2412 MHz; Calibrated: 09.23.2020
- Sensor-Surface: 1.4mm (Mechanical Surface Detection)
- Electronics: DAE4 Sn1373; Calibrated: 07.27.2020
- Phantom: SAM 5.0; Type: QD000P40CD; Serial: TP:1765
- Measurement SW: DASY52, Version 52.10 (4); SEMCAD X Version 14.6.14 (7483)

**WIFI Right Tilted/Low Channel/Zoom Scan (5x5x7)/Cube 0:** Measurement grid:

$dx=5\text{mm}$ ,  $dy=5\text{mm}$ ,  $dz=5\text{mm}$   
 Reference Value = 18.90 V/m; Power Drift = 0.00 dB  
 Peak SAR (extrapolated) = 1.94 W/kg  
**SAR(1 g) = 0.835 W/kg; SAR(10 g) = 0.339 W/kg**  
 Smallest distance from peaks to all points 3 dB below = 6.4 mm  
 Ratio of SAR at M2 to SAR at M1 = 43.7%  
 Maximum value of SAR (measured) = 1.40 W/kg

**WIFI Right Tilted/Low Channel/Area Scan (51x61x1):** Interpolated grid:  $dx=1.200$

$mm$ ,  $dy=1.200 \text{ mm}$   
 Maximum value of SAR (interpolated) = 1.34 W/kg



0 dB = 1.34 W/kg = 1.27 dBW/kg

Test Laboratory: JYTSZ

Date: 06.08.2021

**DUT: 4G Smart Phone; Type: Elite E55Max; Serial: 10#**

Communication System: UID 0, GSM (0); Frequency: 836.6 MHz; Duty Cycle: 1:8.30042  
 Medium parameters used (interpolated):  $f = 836.6$  MHz;  $\sigma = 0.884$  S/m;  $\epsilon_r = 41.588$ ;  $\rho = 1000$  kg/m<sup>3</sup>

Phantom section: Right Section

DASY5 Configuration:

- Probe: EX3DV4 - SN3924; ConvF(9.71, 9.71, 9.71) @ 836.6 MHz; Calibrated: 09.23.2020
- Sensor-Surface: 1.4mm (Mechanical Surface Detection)
- Electronics: DAE4 Sn1373; Calibrated: 07.27.2020
- Phantom: SAM 5.0; Type: QD000P40CD; Serial: TP:1765
- Measurement SW: DASY52, Version 52.10 (4); SEMCAD X Version 14.6.14 (7483)

**GSM 850 Body Back/Middle Channel/Zoom Scan (5x5x7)/Cube 0:** Measurement

grid: dx=8mm, dy=8mm, dz=5mm

Reference Value = 12.28 V/m; Power Drift = 0.01 dB

Peak SAR (extrapolated) = 0.207 W/kg

**SAR(1 g) = 0.125 W/kg; SAR(10 g) = 0.097 W/kg**

Smallest distance from peaks to all points 3 dB below: Larger than measurement grid

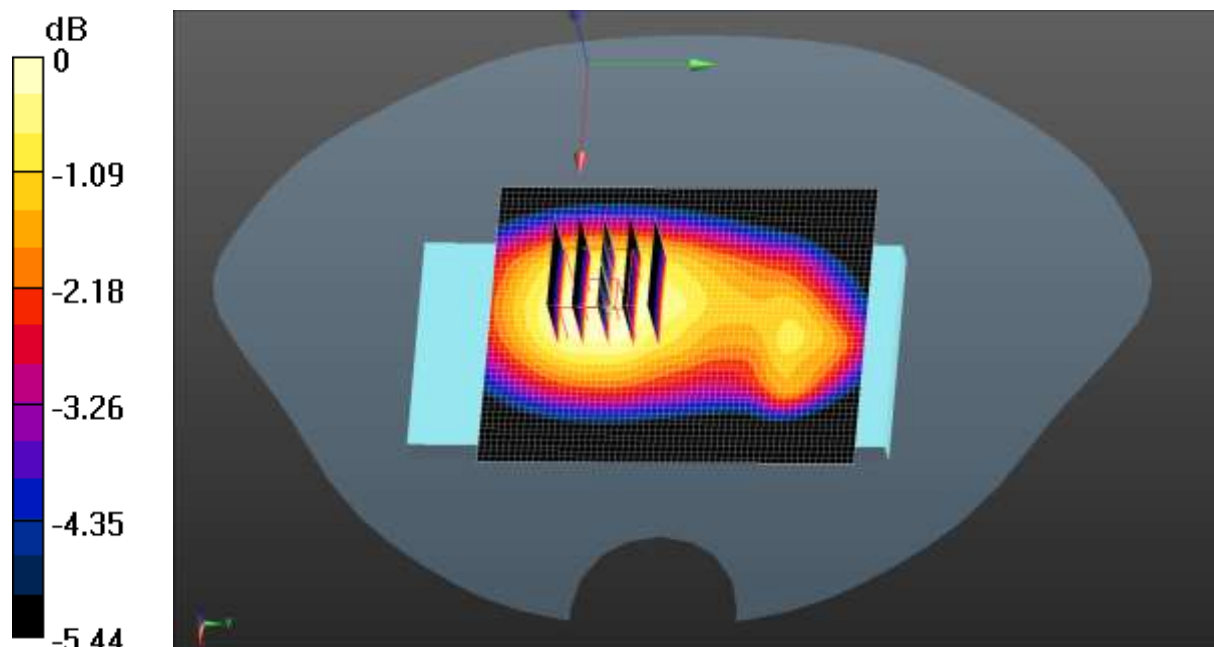
Ratio of SAR at M2 to SAR at M1 = 66.2%

Maximum value of SAR (measured) = 0.187 W/kg

**GSM 850 Body Back/Middle Channel/Area Scan (51x61x1):** Interpolated grid:

dx=1.500 mm, dy=1.500 mm

Maximum value of SAR (interpolated) = 0.179 W/kg



0 dB = 0.179 W/kg = -7.47 dBW/kg

Test Laboratory: JYTSZ

Date/Time: 06.11.2021

**DUT: 4G Smart Phone; Type: Elite E55Max; Serial: 10#**

Communication System: UID 0, GSM (0); Frequency: 1909.8 MHz; Duty Cycle: 1:8.30042

Medium parameters used:  $f = 1909.8 \text{ MHz}$ ;  $\sigma = 1.407 \text{ S/m}$ ;  $\epsilon_r = 39.644$ ;  $\rho = 1000 \text{ kg/m}^3$

Phantom section: Right Section

DASY5 Configuration:

- Probe: EX3DV4 - SN3924; ConvF(8.14, 8.14, 8.14) @ 1909.8 MHz; Calibrated: 09.23.2020
- Sensor-Surface: 1.4mm (Mechanical Surface Detection)
- Electronics: DAE4 Sn1373; Calibrated: 07.27.2020
- Phantom: SAM 5.0; Type: QD000P40CD; Serial: TP:1765
- Measurement SW: DASY52, Version 52.10 (4); SEMCAD X Version 14.6.14 (7483)

**GSM 1900 Body Back/High Channel/Area Scan (51x51x1):** Interpolated grid:

$dx=1.500 \text{ mm}$ ,  $dy=1.500 \text{ mm}$

Maximum value of SAR (interpolated) = 0.921 W/kg

**GSM 1900 Body Back/High Channel/Zoom Scan (5x5x7)/Cube 0:** Measurement

grid:  $dx=8\text{mm}$ ,  $dy=8\text{mm}$ ,  $dz=5\text{mm}$

Reference Value = 10.95 V/m; Power Drift = 0.13 dB

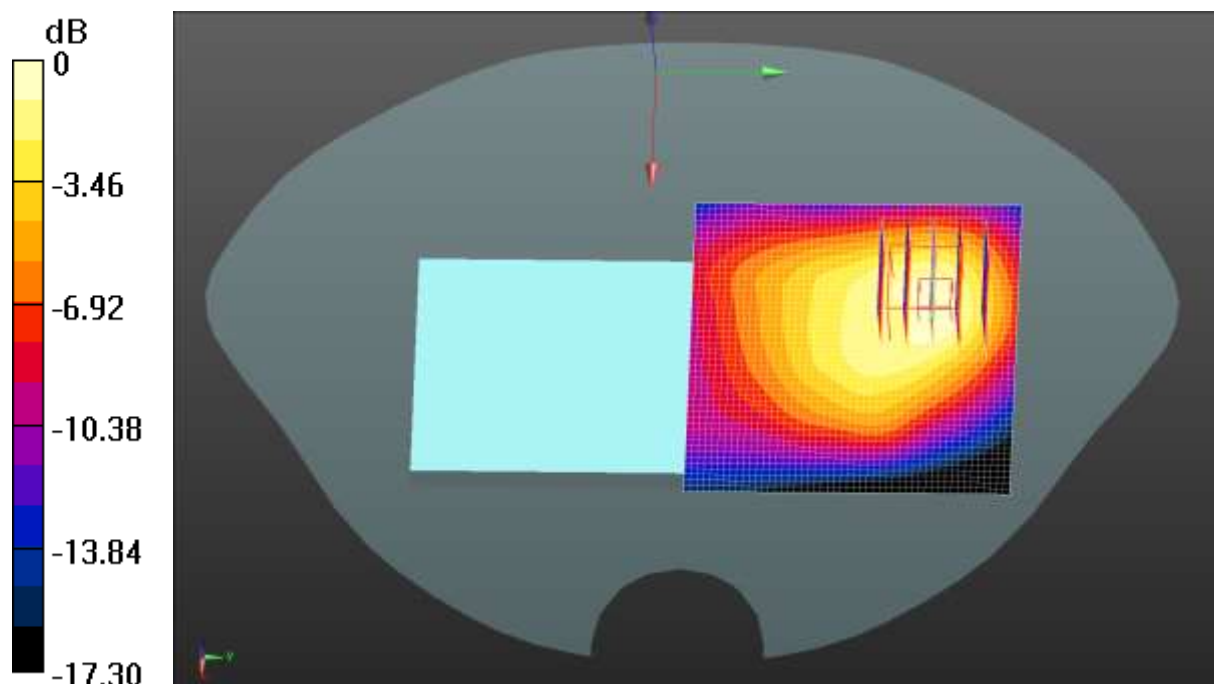
Peak SAR (extrapolated) = 1.09 W/kg

**SAR(1 g) = 0.514 W/kg; SAR(10 g) = 0.242 W/kg**

Smallest distance from peaks to all points 3 dB below = 11.2 mm

Ratio of SAR at M2 to SAR at M1 = 51.4%

Maximum value of SAR (measured) = 0.913 W/kg



0 dB = 0.913 W/kg = -0.40 dBW/kg

Test Laboratory: JYTSZ

Date/Time: 06.08.2021

**DUT: 4G Smart Phone; Type: Elite E55Max; Serial: 10#**

Communication System: UID 0, UMTS-FDD(WCDMA) (0); Frequency: 846.6 MHz; Duty Cycle: 1:1

Medium parameters used (interpolated):  $f = 846.6$  MHz;  $\sigma = 0.891$  S/m;  $\epsilon_r = 41.549$ ;  $\rho = 1000$  kg/m<sup>3</sup>

Phantom section: Flat Section

DASY5 Configuration:

- Probe: EX3DV4 - SN3924; ConvF(9.71, 9.71, 9.71) @ 846.6 MHz; Calibrated: 09.23.2020
- Sensor-Surface: 1.4mm (Mechanical Surface Detection)
- Electronics: DAE4 Sn1373; Calibrated: 07.27.2020
- Phantom: SAM 5.0; Type: QD000P40CD; Serial: TP:1765
- Measurement SW: DASY52, Version 52.10 (4); SEMCAD X Version 14.6.14 (7483)

**WCDMA 850 Body Back/High Channel/Zoom Scan (5x5x7)/Cube 0:**

Measurement grid: dx=8mm, dy=8mm, dz=5mm

Reference Value = 14.85 V/m; Power Drift = -0.05 dB

Peak SAR (extrapolated) = 0.265 W/kg

**SAR(1 g) = 0.186 W/kg; SAR(10 g) = 0.135 W/kg**

Smallest distance from peaks to all points 3 dB below: Larger than measurement grid

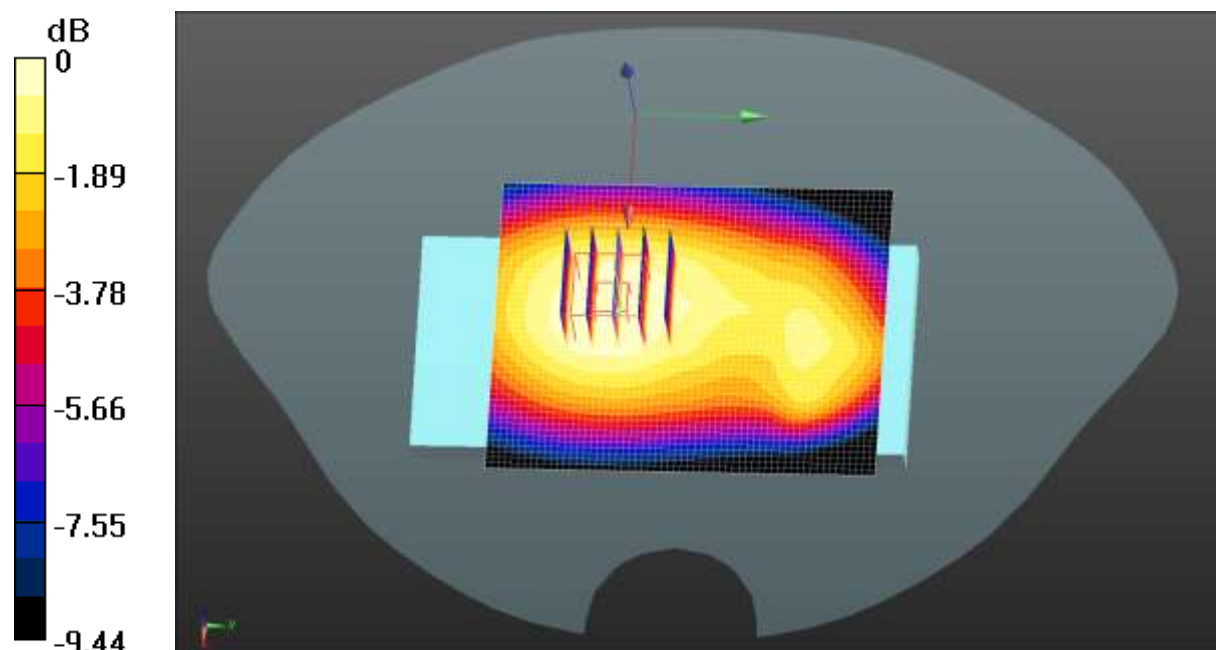
Ratio of SAR at M2 to SAR at M1 = 70.3%

Maximum value of SAR (measured) = 0.234 W/kg

**WCDMA 850 Body Back/High Channel/Area Scan (51x61x1):** Interpolated grid:

dx=1.500 mm, dy=1.500 mm

Maximum value of SAR (interpolated) = 0.239 W/kg



0 dB = 0.239 W/kg = -6.22 dBW/kg

Test Laboratory: JYTSZ

Date/Time: 06.11.2021

**DUT: 4G Smart Phone; Type: Elite E55Max; Serial: 10#**

Communication System: UID 0, UMTS-FDD(WCDMA) (0); Frequency: 1907.6 MHz; Duty Cycle: 1:1

Medium parameters used (interpolated):  $f = 1907.6 \text{ MHz}$ ;  $\sigma = 1.403 \text{ S/m}$ ;  $\epsilon_r = 39.656$ ;  $\rho = 1000 \text{ kg/m}^3$

Phantom section: Flat Section

DASY5 Configuration:

- Probe: EX3DV4 - SN3924; ConvF(8.14, 8.14, 8.14) @ 1907.6 MHz; Calibrated: 09.23.2020
- Sensor-Surface: 1.4mm (Mechanical Surface Detection)
- Electronics: DAE4 Sn1373; Calibrated: 07.27.2020
- Phantom: SAM 5.0; Type: QD000P40CD; Serial: TP:1765
- Measurement SW: DASY52, Version 52.10 (4); SEMCAD X Version 14.6.14 (7483)

**WCDMA 1900 Body Back/High Channel/Area Scan (51x51x1):** Interpolated grid:  $dx=1.500 \text{ mm}$ ,  $dy=1.500 \text{ mm}$

Maximum value of SAR (interpolated) = 0.872 W/kg

**WCDMA 1900 Body Back/High Channel/Zoom Scan (5x5x7)/Cube 0:**

Measurement grid:  $dx=8\text{mm}$ ,  $dy=8\text{mm}$ ,  $dz=5\text{mm}$

Reference Value = 11.77 V/m; Power Drift = -0.02 dB

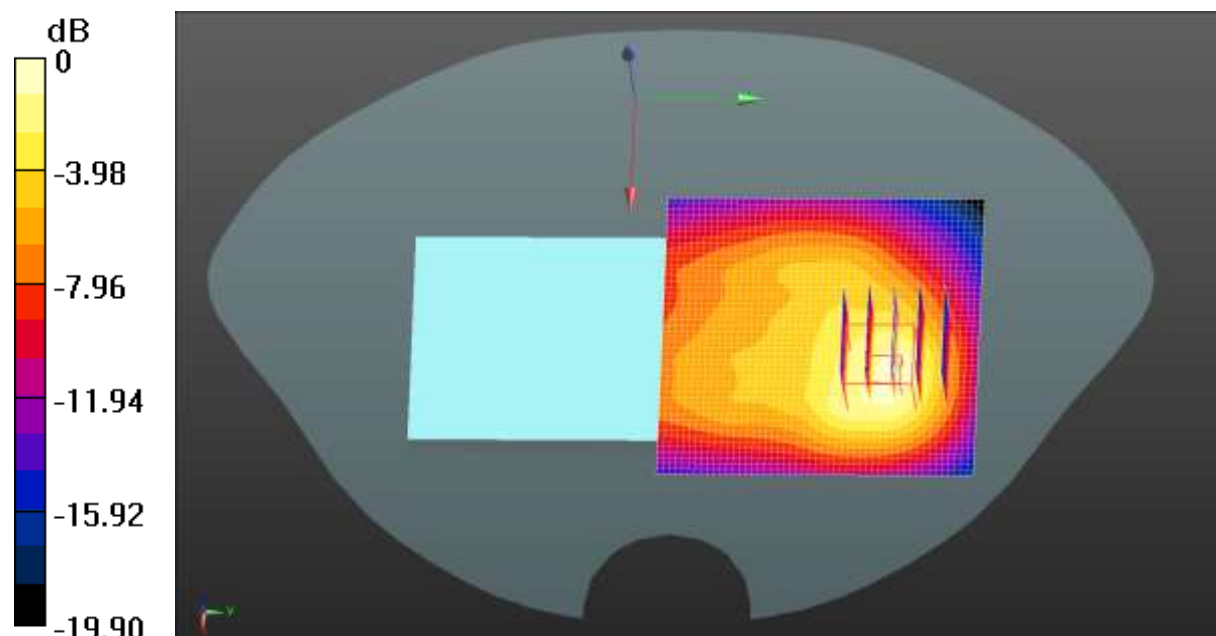
Peak SAR (extrapolated) = 1.27 W/kg

**SAR(1 g) = 0.676 W/kg; SAR(10 g) = 0.358 W/kg**

Smallest distance from peaks to all points 3 dB below = 12.2 mm

Ratio of SAR at M2 to SAR at M1 = 54.3%

Maximum value of SAR (measured) = 0.957 W/kg



0 dB = 0.957 W/kg = -0.19 dBW/kg



Test Laboratory: JYTSZ

Date/Time: 06.11.2021

**DUT: 4G Smart Phone; Type: Elite E55Max; Serial: 10#**

Communication System: UID 0, LTE-Fdd(USA) 1RB QPSK (0); Frequency: 1880 MHz;Duty Cycle: 1:1

Medium parameters used:  $f = 1880 \text{ MHz}$ ;  $\sigma = 1.392 \text{ S/m}$ ;  $\epsilon_r = 39.752$ ;  $\rho = 1000 \text{ kg/m}^3$

Phantom section: Flat Section

DASY5 Configuration:

- Probe: EX3DV4 - SN3924; ConvF(8.14, 8.14, 8.14) @ 1880 MHz; Calibrated: 09.23.2020
- Sensor-Surface: 1.4mm (Mechanical Surface Detection)
- Electronics: DAE4 Sn1373; Calibrated: 07.27.2020
- Phantom: SAM 5.0; Type: QD000P40CD; Serial: TP:1765
- Measurement SW: DASY52, Version 52.10 (4); SEMCAD X Version 14.6.14 (7483)

**LTE Band 2 1RB(20MHz) Body Back/Middle Channel/Zoom Scan**

(5x5x7)/Cube 0: Measurement grid: dx=8mm, dy=8mm, dz=5mm

Reference Value = 11.21 V/m; Power Drift = -0.07 dB

Peak SAR (extrapolated) = 1.78 W/kg

**SAR(1 g) = 0.941 W/kg; SAR(10 g) = 0.490 W/kg**

Smallest distance from peaks to all points 3 dB below = 11.2 mm

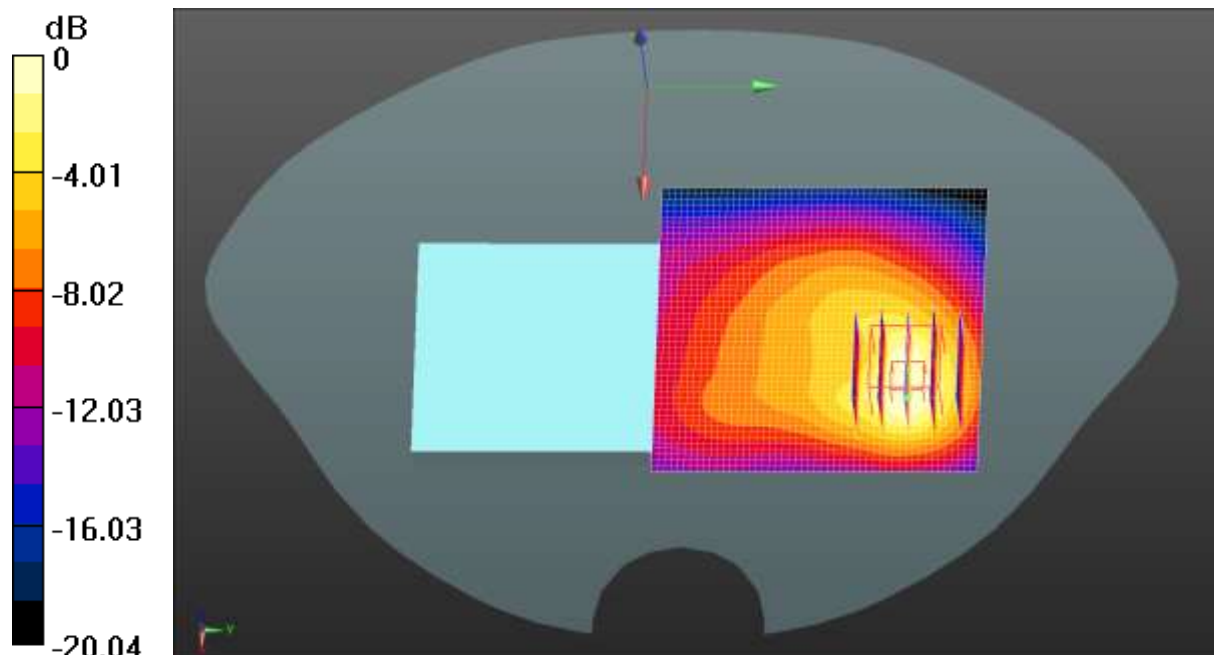
Ratio of SAR at M2 to SAR at M1 = 53.9%

Maximum value of SAR (measured) = 1.43 W/kg

**LTE Band 2 1RB(20MHz) Body Back/Middle Channel/Area Scan (51x51x1):**

Interpolated grid: dx=1.500 mm, dy=1.500 mm

Maximum value of SAR (interpolated) = 1.41 W/kg



0 dB = 1.41 W/kg = 1.49 dBW/kg

Test Laboratory: JYTSZ

Date/Time: 06.16.2021

**DUT: 4G Smart Phone; Type: Elite E55Max; Serial: 10#**

Communication System: UID 0, LTE-Fdd(USA) 1RB QPSK (0); Frequency: 2535 MHz; Duty Cycle: 1:1

Medium parameters used (interpolated):  $f = 2535 \text{ MHz}$ ;  $\sigma = 1.957 \text{ S/m}$ ;  $\epsilon_r = 38.492$ ;  $\rho = 1000 \text{ kg/m}^3$

Phantom section: Flat Section

DASY5 Configuration:

- Probe: EX3DV4 - SN3924; ConvF(7.58, 7.58, 7.58) @ 2535 MHz; Calibrated: 09.23.2020
- Sensor-Surface: 1.4mm (Mechanical Surface Detection)
- Electronics: DAE4 Sn1452; Calibrated: 05.26.2021
- Phantom: SAM 5.0; Type: QD000P40CD; Serial: TP:1765
- Measurement SW: DASY52, Version 52.10 (4); SEMCAD X Version 14.6.14 (7483)

**LTE Band 7 1RB(20MHz) Body Back/Middle Channel/Area Scan (51x51x1):**

Interpolated grid:  $dx=1.200 \text{ mm}$ ,  $dy=1.200 \text{ mm}$

Maximum value of SAR (interpolated) =  $0.693 \text{ W/kg}$

**LTE Band 7 1RB(20MHz) Body Back/Middle Channel/Zoom Scan**

**(5x5x7)/Cube 0:** Measurement grid:  $dx=5\text{mm}$ ,  $dy=5\text{mm}$ ,  $dz=5\text{mm}$

Reference Value =  $0 \text{ V/m}$ ; Power Drift =  $0.04 \text{ dB}$

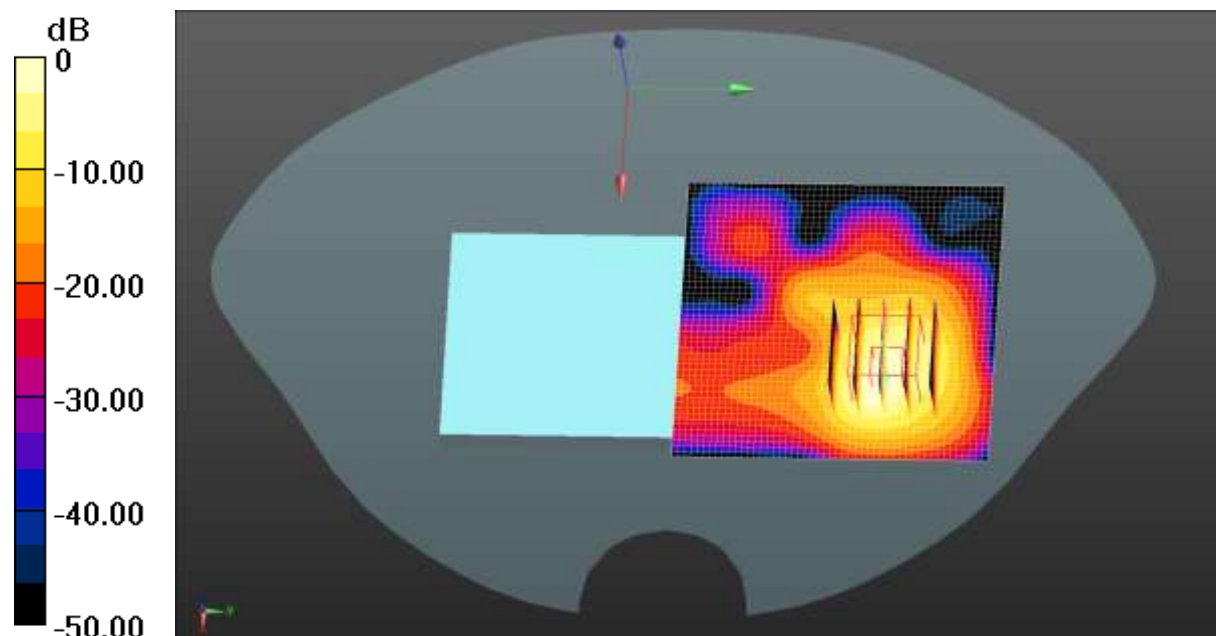
Peak SAR (extrapolated) =  $1.19 \text{ W/kg}$

**SAR(1 g) =  $0.533 \text{ W/kg}$ ; SAR(10 g) =  $0.221 \text{ W/kg}$**

Smallest distance from peaks to all points 3 dB below =  $8.6 \text{ mm}$

Ratio of SAR at M2 to SAR at M1 =  $45.4\%$

Maximum value of SAR (measured) =  $0.920 \text{ W/kg}$



$0 \text{ dB} = 0.920 \text{ W/kg} = -0.36 \text{ dBW/kg}$

Test Laboratory: JYTSZ

Date/Time: 06.12.2021

**DUT: 4G Smart Phone; Type: Elite E55Max; Serial: 10#**

Communication System: UID 0, LTE-Fdd(USA) 1RB QPSK (0); Frequency: 1745 MHz;Duty Cycle: 1:1

Medium parameters used:  $f = 1745 \text{ MHz}$ ;  $\sigma = 1.34 \text{ S/m}$ ;  $\epsilon_r = 40.346$ ;  $\rho = 1000 \text{ kg/m}^3$

Phantom section: Flat Section

DASY5 Configuration:

- Probe: EX3DV4 - SN3924; ConvF(8.43, 8.43, 8.43) @ 1745 MHz; Calibrated: 09.23.2020
- Sensor-Surface: 1.4mm (Mechanical Surface Detection)
- Electronics: DAE4 Sn1373; Calibrated: 07.27.2020
- Phantom: SAM 5.0; Type: QD000P40CD; Serial: TP:1765
- Measurement SW: DASY52, Version 52.10 (4); SEMCAD X Version 14.6.14 (7483)

**LTE Band 66 1RB(20MHz) Body Back/Middle Channel/Zoom Scan**

(5x5x7)/Cube 0: Measurement grid: dx=8mm, dy=8mm, dz=5mm

Reference Value = 12.33 V/m; Power Drift = -0.01 dB

Peak SAR (extrapolated) = 0.983 W/kg

**SAR(1 g) = 0.557 W/kg; SAR(10 g) = 0.316 W/kg**

Smallest distance from peaks to all points 3 dB below = 13.2 mm

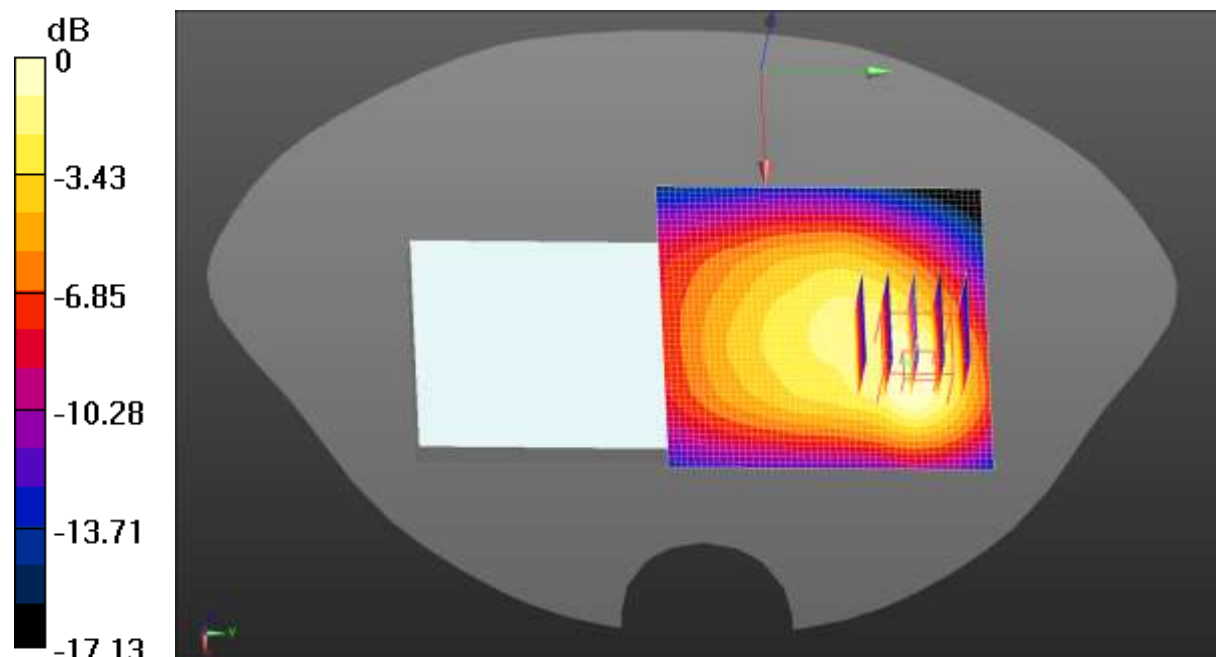
Ratio of SAR at M2 to SAR at M1 = 57.4%

Maximum value of SAR (measured) = 0.796 W/kg

**LTE Band 66 1RB(20MHz) Body Back/Middle Channel/Area Scan (51x51x1):**

Interpolated grid: dx=1.500 mm, dy=1.500 mm

Maximum value of SAR (interpolated) = 0.842 W/kg



0 dB = 0.842 W/kg = -0.75 dBW/kg

Test Laboratory: JYTSZ

Date/Time: 06.07.2021

**DUT: 4G Smart Phone; Type: Elite E55Max; Serial: 10#**

Communication System: UID 0, LTE-Fdd(USA) 1RB QPSK (0); Frequency: 704 MHz; Duty Cycle: 1:1

Medium parameters used (interpolated):  $f = 704$  MHz;  $\sigma = 0.842$  S/m;  $\epsilon_r = 42.409$ ;  $\rho = 1000$  kg/m<sup>3</sup>

Phantom section: Flat Section

DASY5 Configuration:

- Probe: EX3DV4 - SN3924; ConvF(10.11, 10.11, 10.11) @ 704 MHz; Calibrated: 09.23.2020
- Sensor-Surface: 1.4mm (Mechanical Surface Detection)
- Electronics: DAE4 Sn1373; Calibrated: 07.27.2020
- Phantom: SAM 5.0; Type: QD000P40CD; Serial: TP:1765
- Measurement SW: DASY52, Version 52.10 (4); SEMCAD X Version 14.6.14 (7483)

**LTE Band 12 1RB(10MHz) Body Back/Low Channel/Area Scan (51x71x1):**

Interpolated grid: dx=1.500 mm, dy=1.500 mm

Maximum value of SAR (interpolated) = 0.284 W/kg

**LTE Band 12 1RB(10MHz) Body Back/Low Channel/Zoom Scan**

**(5x5x7)/Cube 0:** Measurement grid: dx=8mm, dy=8mm, dz=5mm

Reference Value = 17.46 V/m; Power Drift = -0.07 dB

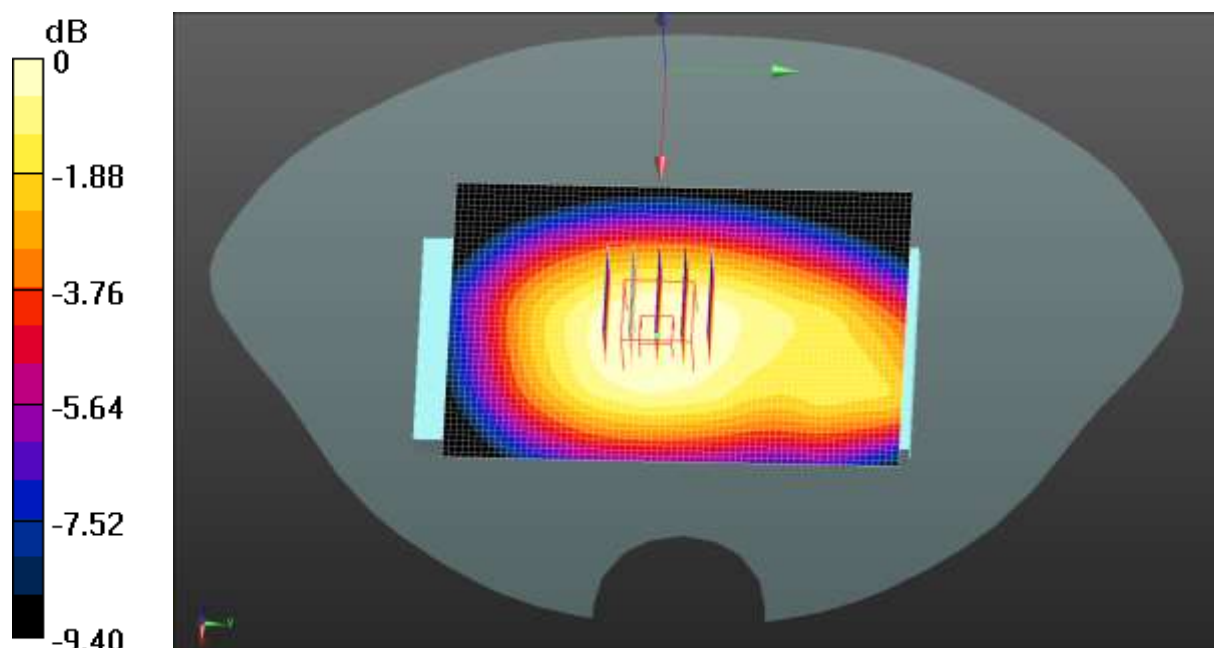
Peak SAR (extrapolated) = 0.315 W/kg

**SAR(1 g) = 0.221 W/kg; SAR(10 g) = 0.161 W/kg**

Smallest distance from peaks to all points 3 dB below: Larger than measurement grid

Ratio of SAR at M2 to SAR at M1 = 68.9%

Maximum value of SAR (measured) = 0.277 W/kg



0 dB = 0.277 W/kg = -5.58 dBW/kg