

Appendix A: Effective (Isotropic) Radiated Power Output Data

Test Result(WCDMA)

Band	Type	Channel	Conducted Power (dBm)	ERP/EIRP (dBm)	ERP/EIRP Limit (dBm)	Verdict
Band2	Voice	9262	23.10	21.50	33	PASS
Band2	TestMode	9262	23.14	21.54	33	PASS
Band2	Voice	9400	23.03	21.43	33	PASS
Band2	TestMode	9400	23.13	21.53	33	PASS
Band2	Voice	9538	23.09	21.49	33	PASS
Band2	TestMode	9538	23.09	21.49	33	PASS
Band5	Voice	4132	22.60	18.95	38.5	PASS
Band5	TestMode	4132	22.71	19.06	38.5	PASS
Band5	Voice	4183	22.63	18.88	38.5	PASS
Band5	TestMode	4183	22.78	19.03	38.5	PASS
Band5	Voice	4233	22.80	19.05	38.5	PASS
Band5	TestMode	4233	22.75	19.00	38.5	PASS

Test Result(HSDPA)

Band	Channel	SubTest	Conducted Power (dBm)	ERP/EIRP (dBm)	ERP/EIRP Limit (dBm)	Verdict
Band2	9262	1	22.81	21.21	33	PASS
Band2	9262	2	22.46	20.86	33	PASS
Band2	9262	3	22.21	20.61	33	PASS
Band2	9262	4	22.27	20.67	33	PASS
Band2	9400	1	22.42	20.82	33	PASS
Band2	9400	2	22.11	20.51	33	PASS
Band2	9400	3	21.90	20.3	33	PASS
Band2	9400	4	21.92	20.32	33	PASS
Band2	9538	1	22.25	20.65	33	PASS
Band2	9538	2	21.95	20.35	33	PASS
Band2	9538	3	21.77	20.17	33	PASS
Band2	9538	4	21.76	20.16	33	PASS
Band5	4132	1	22.18	18.53	38.5	PASS
Band5	4132	2	21.94	18.29	38.5	PASS
Band5	4132	3	21.53	17.88	38.5	PASS
Band5	4132	4	21.54	17.89	38.5	PASS
Band5	4183	1	21.98	18.33	38.5	PASS
Band5	4183	2	21.77	18.12	38.5	PASS

Band5	4183	3	21.39	17.74	38.5	PASS
Band5	4183	4	21.39	17.74	38.5	PASS
Band5	4233	1	22.14	18.49	38.5	PASS
Band5	4233	2	21.85	18.2	38.5	PASS
Band5	4233	3	21.43	17.78	38.5	PASS
Band5	4233	4	21.46	17.81	38.5	PASS

Test Result(HSUPA)

Band	Channel	SubTest	Conducted Power (dBm)	ERP/EIRP (dBm)	ERP/EIRP Limit (dBm)	Verdict
Band2	9262	1	20.48	18.88	33	PASS
Band2	9262	2	21.10	19.50	33	PASS
Band2	9262	3	20.90	19.30	33	PASS
Band2	9262	4	21.15	19.55	33	PASS
Band2	9262	5	22.85	21.25	33	PASS
Band2	9400	1	20.08	18.48	33	PASS
Band2	9400	2	20.52	18.92	33	PASS
Band2	9400	3	19.98	18.38	33	PASS
Band2	9400	4	20.55	18.95	33	PASS
Band2	9400	5	22.43	20.83	33	PASS
Band2	9538	1	19.61	18.01	33	PASS
Band2	9538	2	20.43	18.83	33	PASS
Band2	9538	3	19.95	18.35	33	PASS
Band2	9538	4	20.48	18.88	33	PASS
Band2	9538	5	22.30	20.70	33	PASS
Band5	4132	1	20.83	17.18	38.5	PASS
Band5	4132	2	21.00	17.35	38.5	PASS
Band5	4132	3	20.76	17.11	38.5	PASS
Band5	4132	4	20.60	16.95	38.5	PASS
Band5	4132	5	22.52	18.87	38.5	PASS
Band5	4183	1	20.11	16.46	38.5	PASS
Band5	4183	2	20.60	16.95	38.5	PASS
Band5	4183	3	20.32	16.67	38.5	PASS
Band5	4183	4	20.34	16.69	38.5	PASS
Band5	4183	5	22.41	18.76	38.5	PASS
Band5	4233	1	20.18	16.53	38.5	PASS
Band5	4233	2	20.77	17.12	38.5	PASS
Band5	4233	3	20.30	16.65	38.5	PASS
Band5	4233	4	20.37	16.72	38.5	PASS
Band5	4233	5	22.41	18.76	38.5	PASS

Remark: $EIRP (dBm) = \text{Conducted power (dBm)} + \text{Antenna Gain (dBi)}$. (For Band2)

$ERP (dBm) = EIRP (dBm) - 2.15 (dB)$. (For Band5)

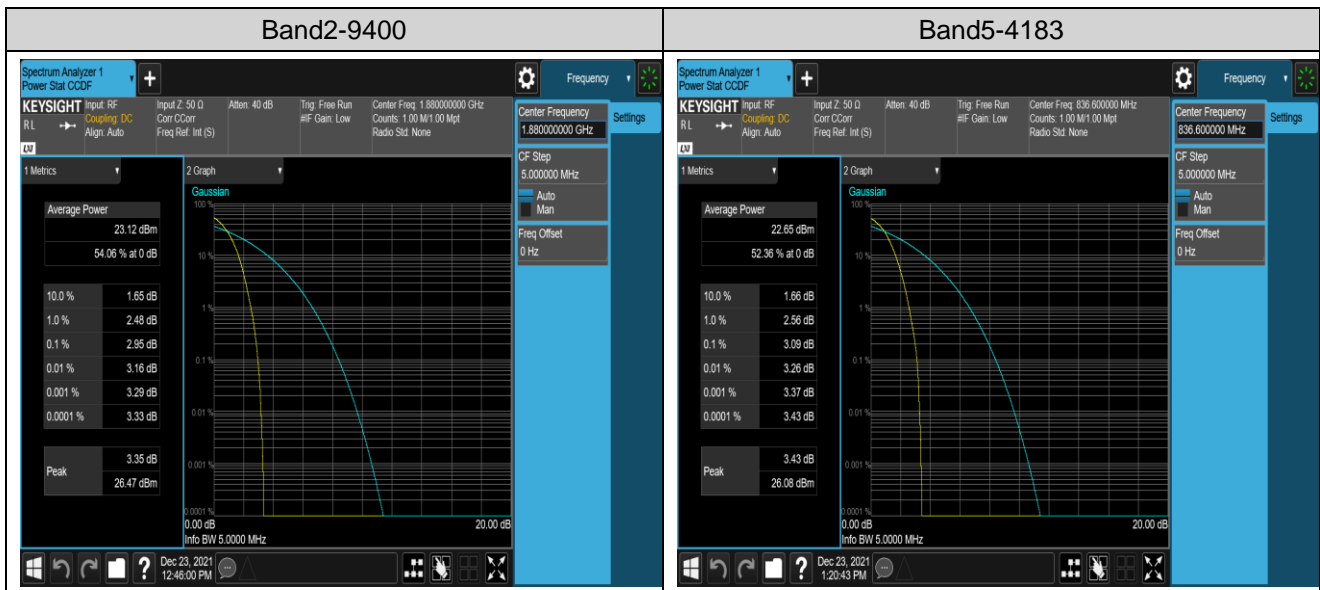
AppendixB:Peak-to-Average Ratio

Test Result(WCDMA)

Band	Channel	Peak-to-Average Ratio(dB)	Limit(dB)	Verdict
Band2	9400	2.95	13	PASS
Band5	4183	3.09	13	PASS

Remark: All channel had been tested, but only the worst case data displayed in this report.

Test Graphs(WCDMA)

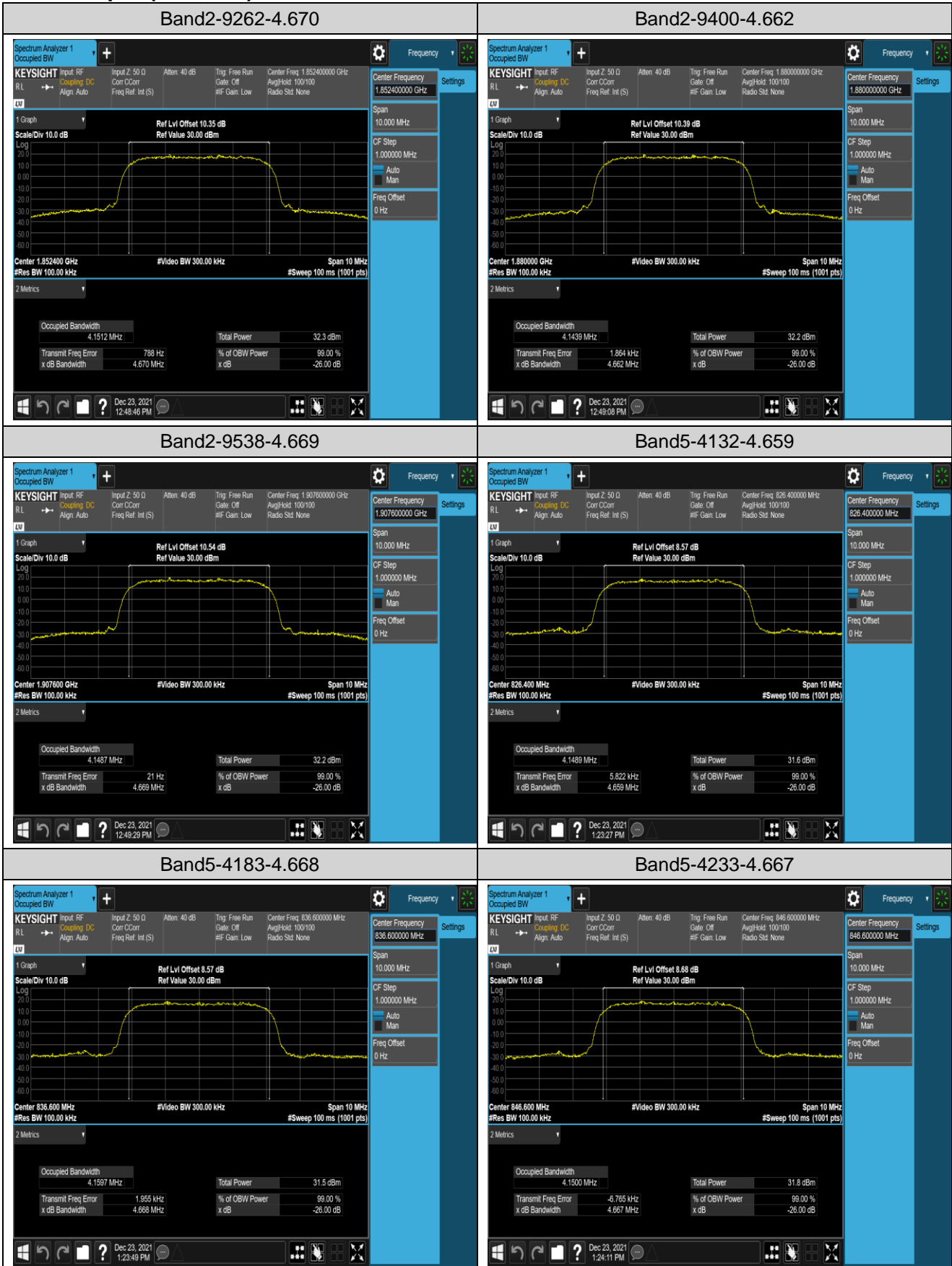


Appendix C: 26dB Bandwidth and Occupied Bandwidth

Test Result(WCDMA)

Band	Channel	Occupied Bandwidth (MHz)	26dB Bandwidth (MHz)	Limit(kHz)	Verdict
Band2	9262	4.1512	4.670	---	PASS
Band2	9400	4.1439	4.662	---	PASS
Band2	9538	4.1487	4.669	---	PASS
Band5	4132	4.1489	4.659	---	PASS
Band5	4183	4.1597	4.668	---	PASS
Band5	4233	4.1500	4.667	---	PASS

Test Graphs(WCDMA)

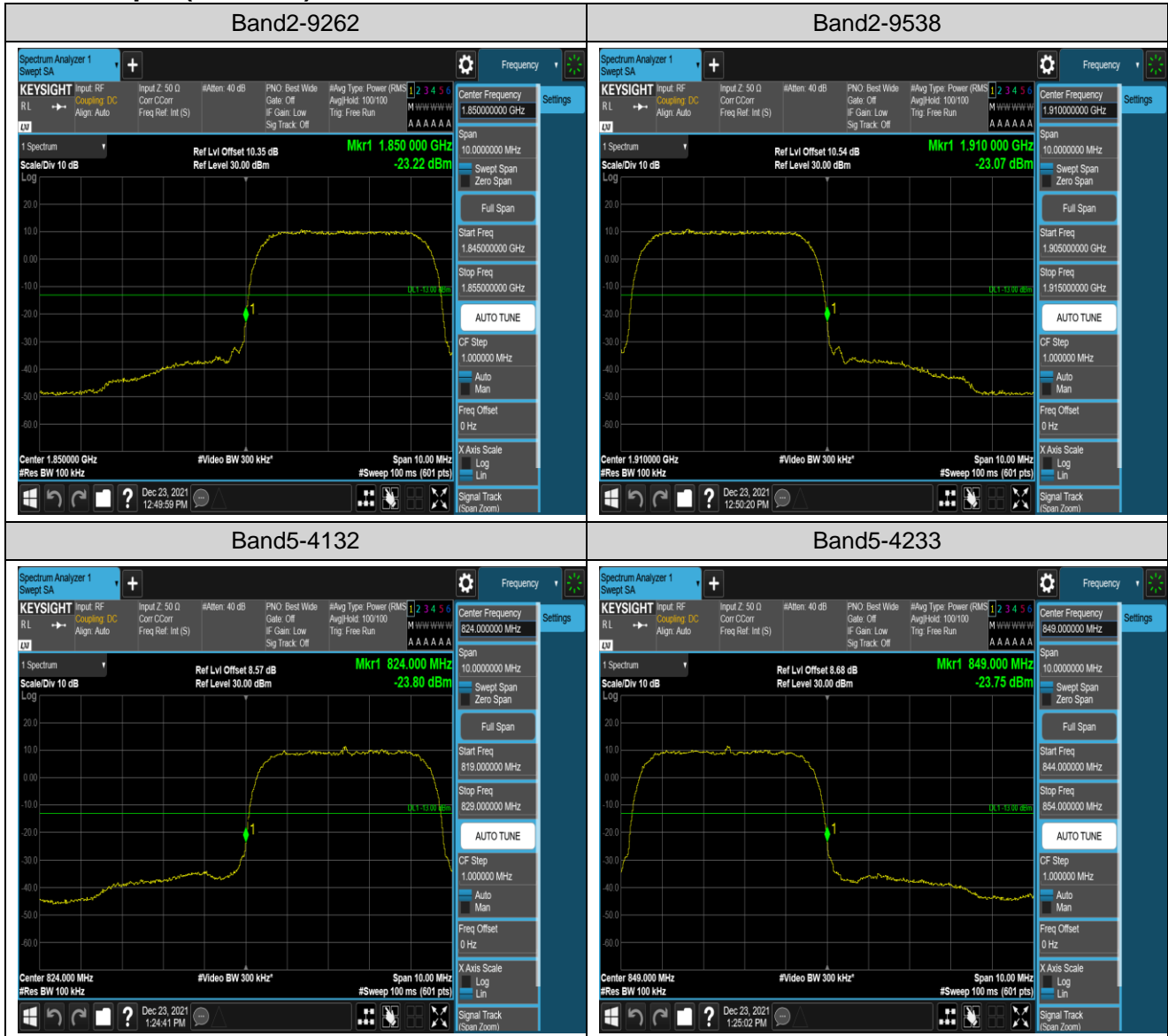


AppendixD:Band Edge

Test Result(WCDMA)

Band	Channel	Frequency (MHz)	Result (dBm)	Limit(dBm)	Verdict
Band2	9262	1850.00	-23.22	-13	PASS
Band2	9538	1910.00	-23.07	-13	PASS
Band5	4132	824.00	-23.80	-13	PASS
Band5	4233	849.00	-23.75	-13	PASS

Test Graphs(WCDMA)

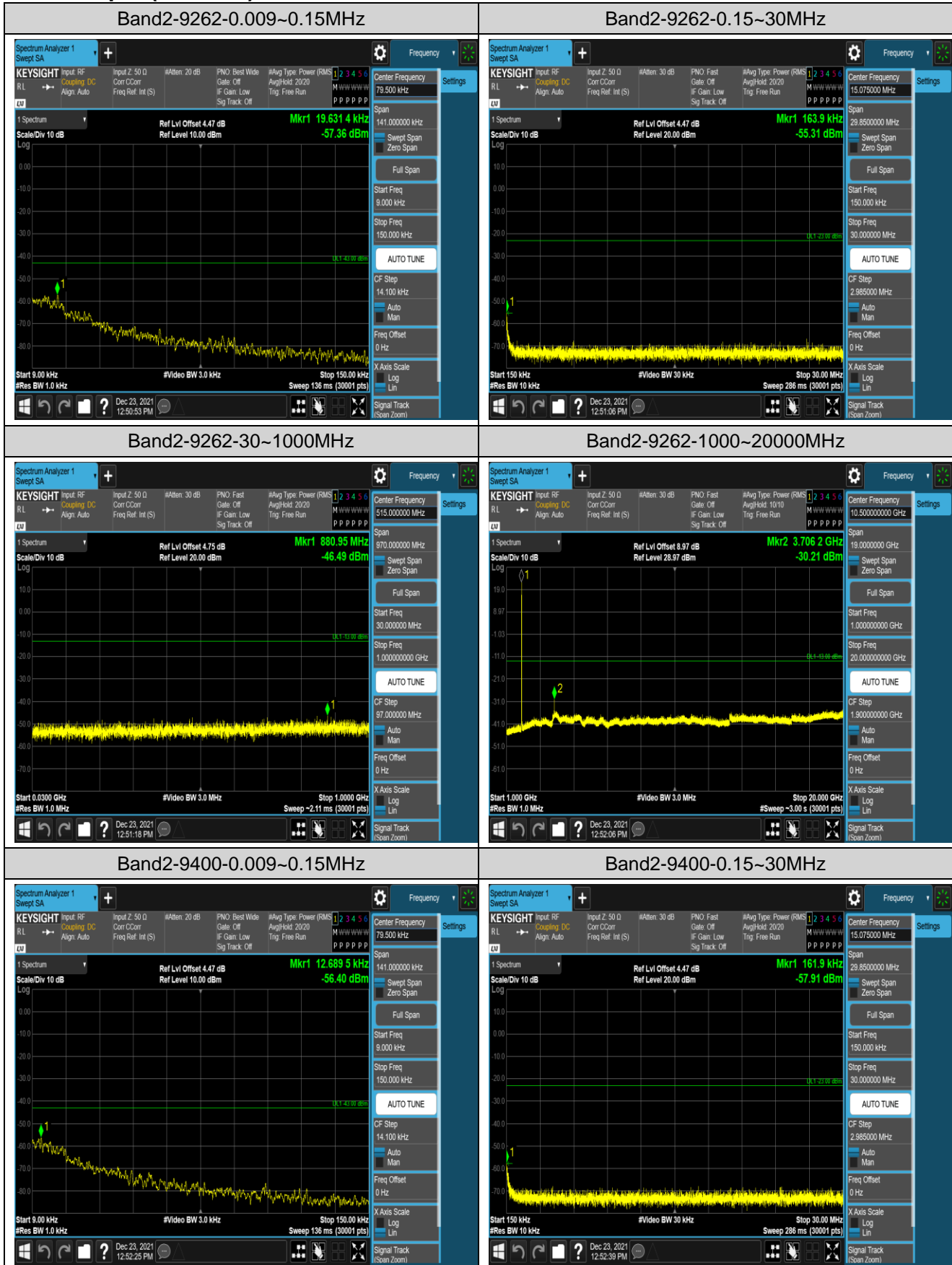


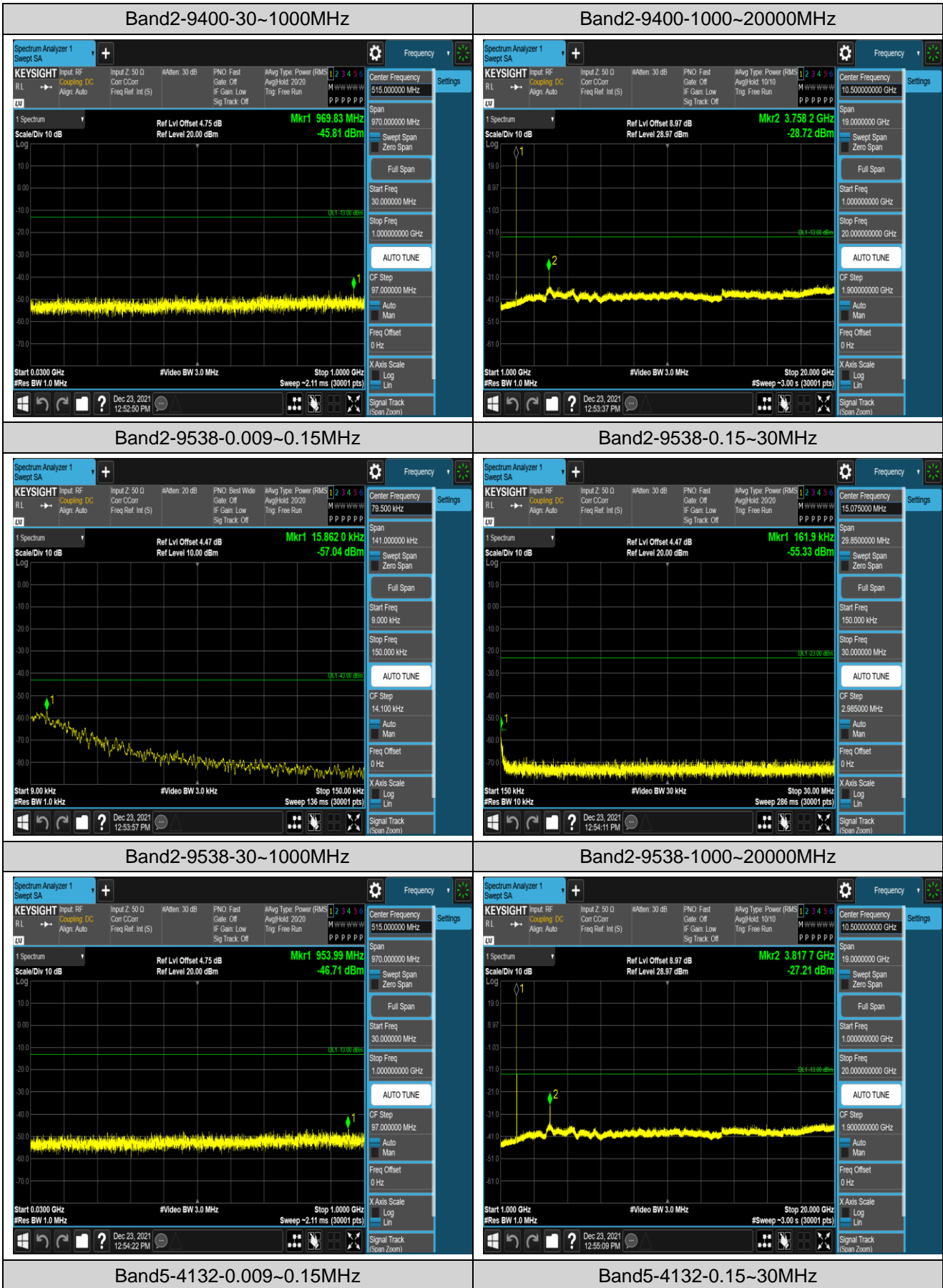
Appendix E: Conducted Spurious Emission

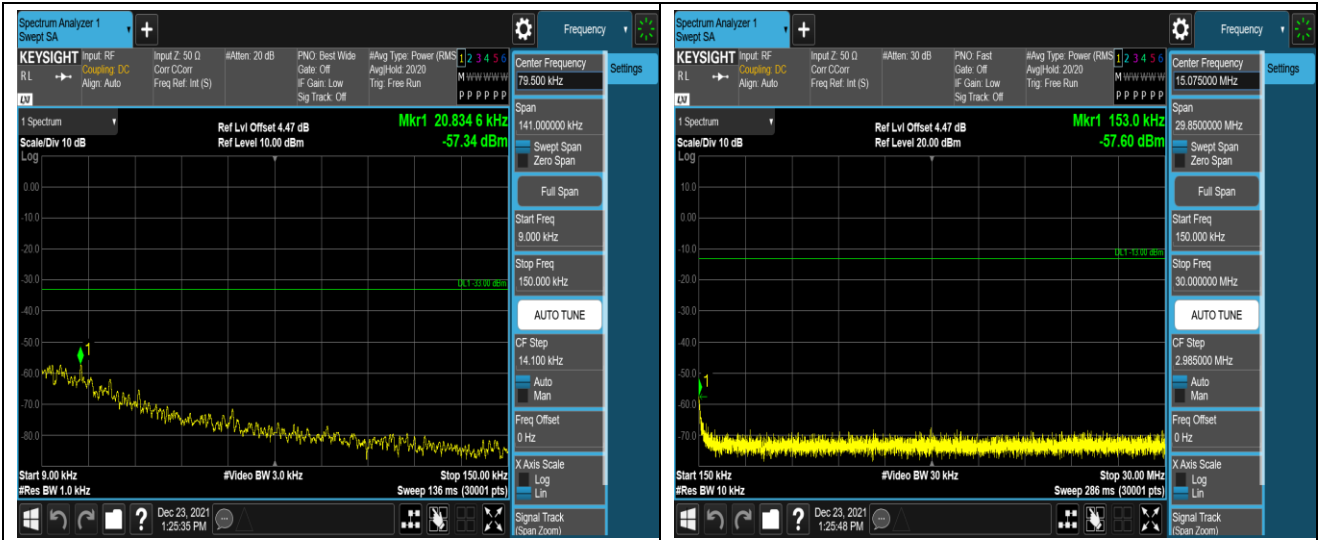
Test Result (WCDMA)

Band	Channel	Frequency Range (Mhz)	Frequency (dBm)	Result (dBm)	Limit (dBm)	Verdict
Band2	9262	0.009~0.15MHz	0.02	-57.36	-43	PASS
Band2	9262	0.15~30MHz	0.16	-55.31	-23	PASS
Band2	9262	30~1000MHz	880.95	-46.49	-13	PASS
Band2	9262	1000~20000MHz	3706.23	-30.21	-13	PASS
Band2	9400	0.009~0.15MHz	0.01	-56.4	-43	PASS
Band2	9400	0.15~30MHz	0.16	-57.91	-23	PASS
Band2	9400	30~1000MHz	969.83	-45.81	-13	PASS
Band2	9400	1000~20000MHz	3758.17	-28.72	-13	PASS
Band2	9538	0.009~0.15MHz	0.02	-57.04	-43	PASS
Band2	9538	0.15~30MHz	0.16	-55.33	-23	PASS
Band2	9538	30~1000MHz	953.99	-46.71	-13	PASS
Band2	9538	1000~20000MHz	3817.7	-27.21	-13	PASS
Band5	4132	0.009~0.15MHz	0.02	-57.35	-33	PASS
Band5	4132	0.15~30MHz	0.15	-57.6	-13	PASS
Band5	4132	30~1000MHz	935.56	-55.18	-13	PASS
Band5	4132	1000~10000MHz	4136.5	-32.92	-13	PASS
Band5	4183	0.009~0.15MHz	0.02	-57.2	-33	PASS
Band5	4183	0.15~30MHz	0.16	-56.37	-13	PASS
Band5	4183	30~1000MHz	695.68	-55.95	-13	PASS
Band5	4183	1000~10000MHz	4188.4	-32.8	-13	PASS
Band5	4233	0.009~0.15MHz	0.01	-56.56	-33	PASS
Band5	4233	0.15~30MHz	0.15	-57.27	-13	PASS
Band5	4233	30~1000MHz	975.07	-55.94	-13	PASS
Band5	4233	1000~10000MHz	4227.1	-33.1	-13	PASS

Test Graphs(WCDMA)

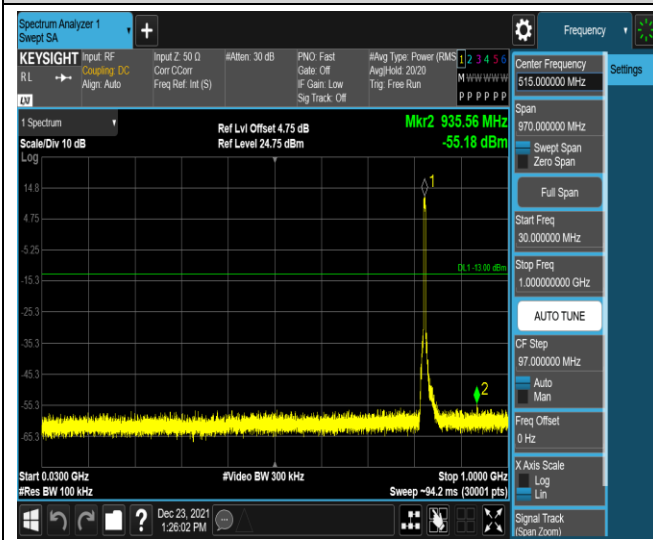






Band5-4132-30~1000MHz

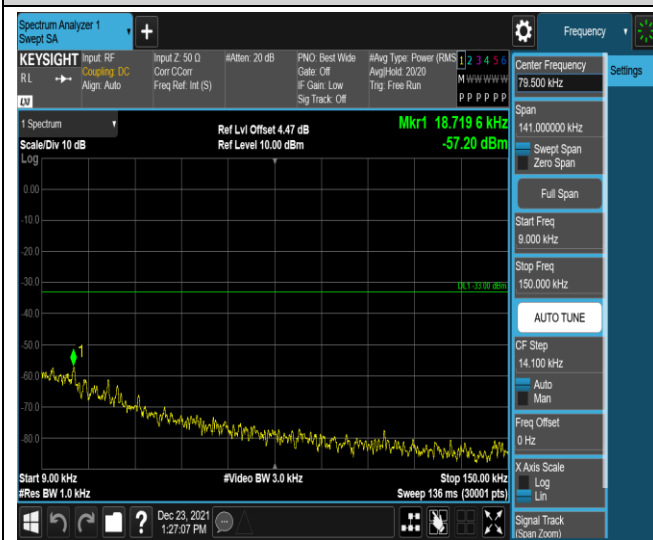
Band5-4132-1000~10000MHz



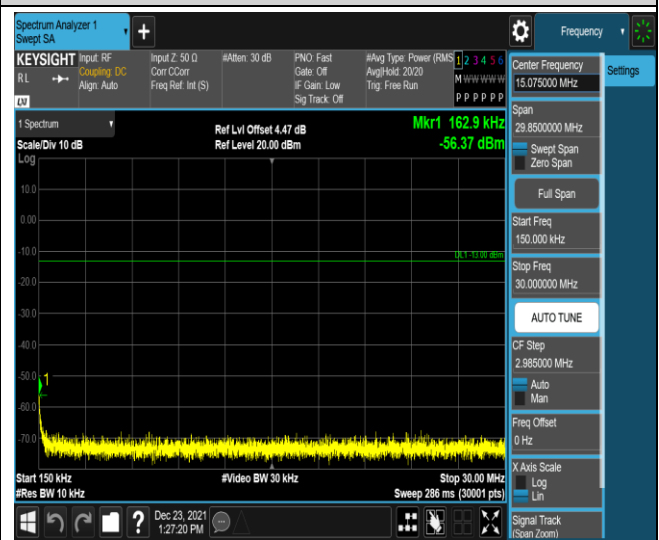
Band5-4183-0.009~0.15MHz



Band5-4183-0.15~30MHz



Band5-4183-30~1000MHz

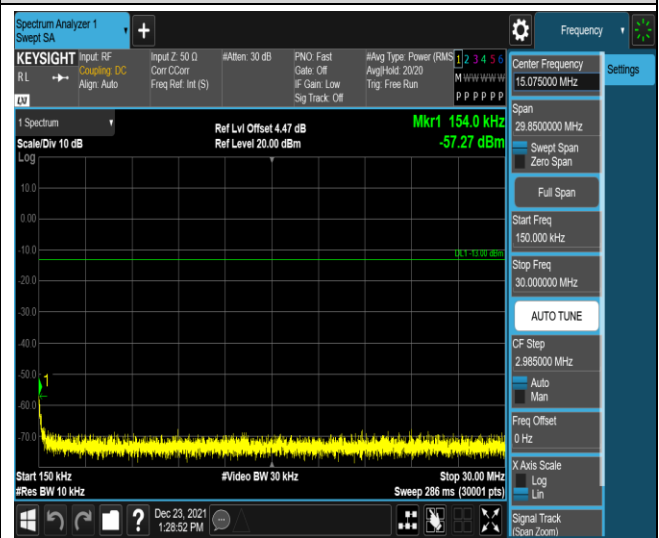
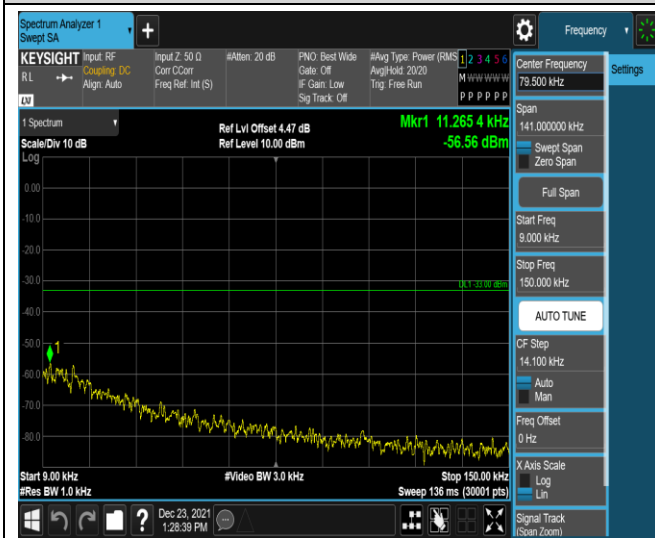


Band5-4183-1000~10000MHz



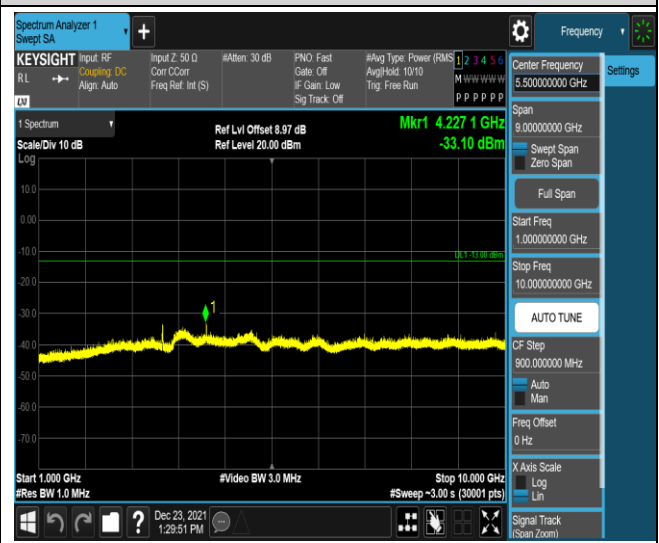
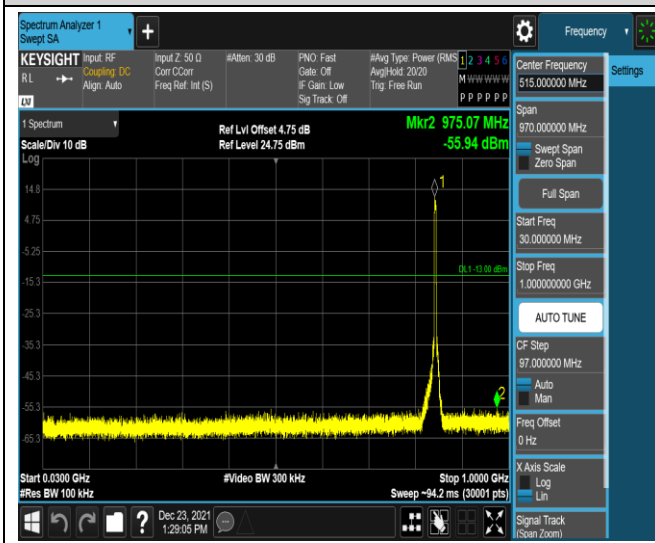
Band5-4233-0.009~0.15MHz

Band5-4233-0.15~30MHz



Band5-4233-30~1000MHz

Band5-4233-1000~10000MHz



Appendix F: Frequency Stability

Test Result

Reference Frequency: WCDMA BAND II 12.2k RMC Middle Frequency=9400 channel=1880MHz					
Temperature					
Power supplied (Vdc)	Temperature (°C)	Frequency error		Limit (ppm)	Result
		Hz	ppm		
3.85	-30	0.31	0.000165	Within authorized band for BAND II	Pass
	-20	5.17	0.002750		
	-10	-7.10	-0.003777		
	0	2.97	0.001580		
	10	5.19	0.002761		
	20	3.18	0.001691		
	30	-2.83	-0.001505		
	40	-0.89	-0.000473		
	50	-1.08	-0.000574		
Voltage					
Temperature (°C)	Power supplied (Vdc)	Frequency error		Limit (ppm)	Result
		Hz	ppm		
25	3.50	-3.03	-0.001612	Within authorized band for BAND II	Pass
	3.85	1.14	0.000606		
	4.40	0.20	0.000106		
Remark: All channel had been tested, but only the worst case data displayed in this report.					

Reference Frequency: WCDMA BAND V 12.2k RMC Middle channel=4183 Frequency=836.6MHz					
Temperature					
Power supplied (Vdc)	Temperature (°C)	Frequency error		Limit (ppm)	Result
		Hz	ppm		
3.85	-30	0.46	0.000550	±2.5	Pass
	-20	0.23	0.000275		
	-10	-0.01	-0.000012		
	0	-0.64	-0.000765		
	10	-0.07	-0.000084		
	20	2.46	0.002940		
	30	0.49	0.000586		
	40	-2.00	-0.002391		
	50	-0.93	-0.001112		
Voltage					
Temperature (°C)	Power supplied (Vdc)	Frequency error		Limit (ppm)	Result
		Hz	ppm		
25	3.50	-0.50	-0.000598	±2.5	Pass
	3.85	1.67	0.001996		
	4.40	1.34	0.001602		
Remark: All channel had been tested, but only the worst case data displayed in this report.					

Appendix G: Modulation Characteristics

Test Result

Band	Channel	Result	Verdict
Band2	9400	PASS	PASS
Band5	4183	PASS	PASS

Remark: All channel had been tested, but only the worst case data displayed in this report.

Test Graphs

