

Appendix A: Effective (Isotropic) Radiated Power Output Data

Test Result(WCDMA)

Band	Type	Channel	Conducted Power (dBm)	ERP/EIRP (dBm)	ERP/EIRP Limit (dBm)	Verdict
Band2	Voice	9262	22.62	21.42	33	PASS
Band2	TestMode	9262	22.72	21.52	33	PASS
Band2	Voice	9400	22.55	21.35	33	PASS
Band2	TestMode	9400	22.68	21.48	33	PASS
Band2	Voice	9538	22.82	21.62	33	PASS
Band2	TestMode	9538	22.83	21.63	33	PASS
Band5	Voice	4132	22.91	18.76	38.5	PASS
Band5	TestMode	4132	22.92	18.77	38.5	PASS
Band5	Voice	4183	22.75	18.60	38.5	PASS
Band5	TestMode	4183	22.80	18.65	38.5	PASS
Band5	Voice	4233	22.86	18.71	38.5	PASS
Band5	TestMode	4233	22.88	18.73	38.5	PASS

Test Result(HSDPA)

Band	Channel	SubTest	Conducted Power (dBm)	ERP/EIRP (dBm)	ERP/EIRP Limit (dBm)	Verdict
Band2	9262	1	22.00	20.80	33	PASS
Band2	9262	2	22.18	20.98	33	PASS
Band2	9262	3	21.93	20.73	33	PASS
Band2	9262	4	21.97	20.77	33	PASS
Band2	9400	1	22.08	20.88	33	PASS
Band2	9400	2	21.88	20.68	33	PASS
Band2	9400	3	21.84	20.64	33	PASS
Band2	9400	4	21.84	20.64	33	PASS
Band2	9538	1	21.71	20.51	33	PASS
Band2	9538	2	21.47	20.27	33	PASS
Band2	9538	3	21.24	20.04	33	PASS
Band2	9538	4	21.43	20.23	33	PASS
Band5	4132	1	21.95	17.80	38.5	PASS
Band5	4132	2	21.49	17.34	38.5	PASS
Band5	4132	3	21.09	16.94	38.5	PASS
Band5	4132	4	21.10	16.95	38.5	PASS
Band5	4183	1	21.61	17.46	38.5	PASS
Band5	4183	2	21.11	16.96	38.5	PASS

Band5	4183	3	20.68	16.53	38.5	PASS
Band5	4183	4	20.72	16.57	38.5	PASS
Band5	4233	1	21.46	17.31	38.5	PASS
Band5	4233	2	21.50	17.35	38.5	PASS
Band5	4233	3	21.17	17.02	38.5	PASS
Band5	4233	4	21.15	17.00	38.5	PASS

Test Result(HSUPA)

Band	Channel	SubTest	Conducted Power (dBm)	ERP/EIRP (dBm)	ERP/EIRP Limit (dBm)	Verdict
Band2	9262	1	19.83	18.63	33	PASS
Band2	9262	2	20.18	18.98	33	PASS
Band2	9262	3	19.74	18.54	33	PASS
Band2	9262	4	20.07	18.87	33	PASS
Band2	9262	5	22.31	21.11	33	PASS
Band2	9400	1	19.76	18.56	33	PASS
Band2	9400	2	20.29	19.09	33	PASS
Band2	9400	3	19.73	18.53	33	PASS
Band2	9400	4	20.10	18.90	33	PASS
Band2	9400	5	22.25	21.05	33	PASS
Band2	9538	1	19.34	18.14	33	PASS
Band2	9538	2	19.88	18.68	33	PASS
Band2	9538	3	19.38	18.18	33	PASS
Band2	9538	4	19.72	18.52	33	PASS
Band2	9538	5	21.86	20.66	33	PASS
Band5	4132	1	20.27	16.12	38.5	PASS
Band5	4132	2	20.38	16.23	38.5	PASS
Band5	4132	3	19.91	15.76	38.5	PASS
Band5	4132	4	19.83	15.68	38.5	PASS
Band5	4132	5	21.69	17.54	38.5	PASS
Band5	4183	1	19.92	15.77	38.5	PASS
Band5	4183	2	20.05	15.90	38.5	PASS

Band5	4183	3	19.67	15.52	38.5	PASS
Band5	4183	4	19.50	15.35	38.5	PASS
Band5	4183	5	21.35	17.20	38.5	PASS
Band5	4233	1	20.34	16.19	38.5	PASS
Band5	4233	2	20.51	16.36	38.5	PASS
Band5	4233	3	19.96	15.81	38.5	PASS
Band5	4233	4	19.78	15.63	38.5	PASS
Band5	4233	5	21.80	17.65	38.5	PASS

Remark: EIRP (dBm) = Conducted power (dBm) + Antenna Gain (dBi). (For Band2)

ERP (dBm) = EIRP (dBm) - 2.15 (dB). (For Band5)

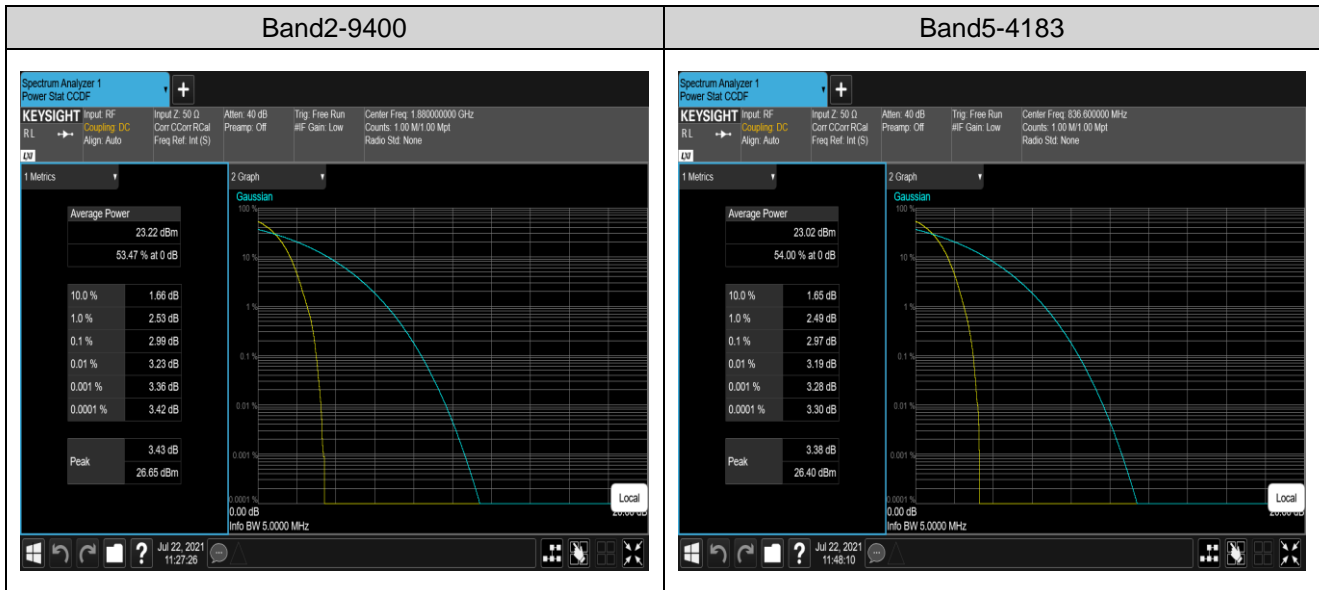
Appendix B: Peak-to-Average Ratio

Test Result(WCDMA)

Band	Channel	Peak-to-Average Ratio(dB)	Limit(dB)	Verdict
Band2	9400	2.99	13	PASS
Band5	4183	2.97	13	PASS

Remark: All channel had been tested, but only the worst case data displayed in this report.

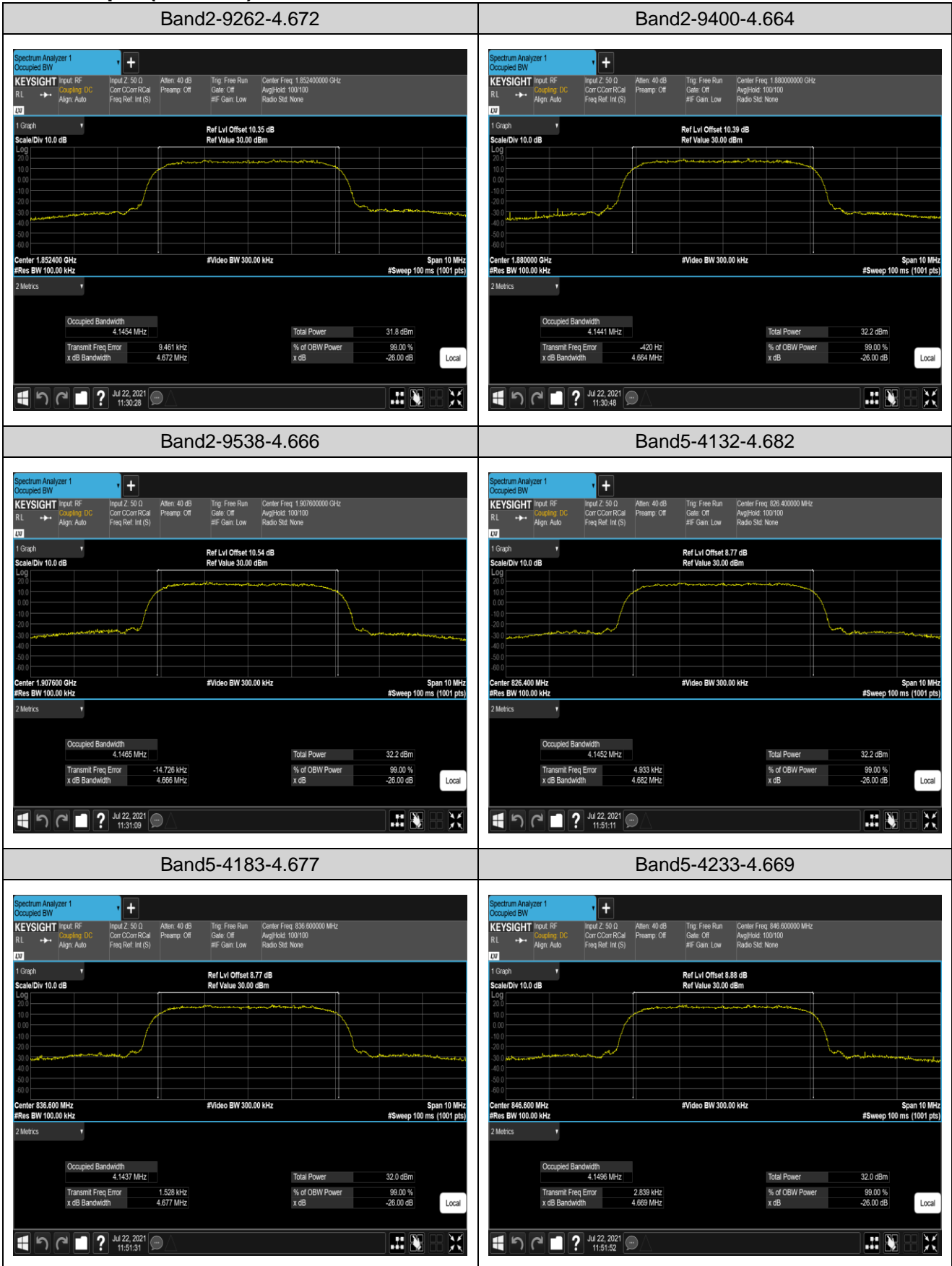
Test Graphs(WCDMA)



AppendixC:26dB Bandwidth andOccupied Bandwidth**Test Result(WCDMA)**

Band	Channel	Occupied Bandwidth (MHz)	26dB Bandwidth (MHz)	Limit(kHz)	Verdict
Band2	9262	4.1454	4.672	---	PASS
Band2	9400	4.1441	4.664	---	PASS
Band2	9538	4.1465	4.666	---	PASS
Band5	4132	4.1452	4.682	---	PASS
Band5	4183	4.1437	4.677	---	PASS
Band5	4233	4.1496	4.669	---	PASS

Test Graphs(WCDMA)

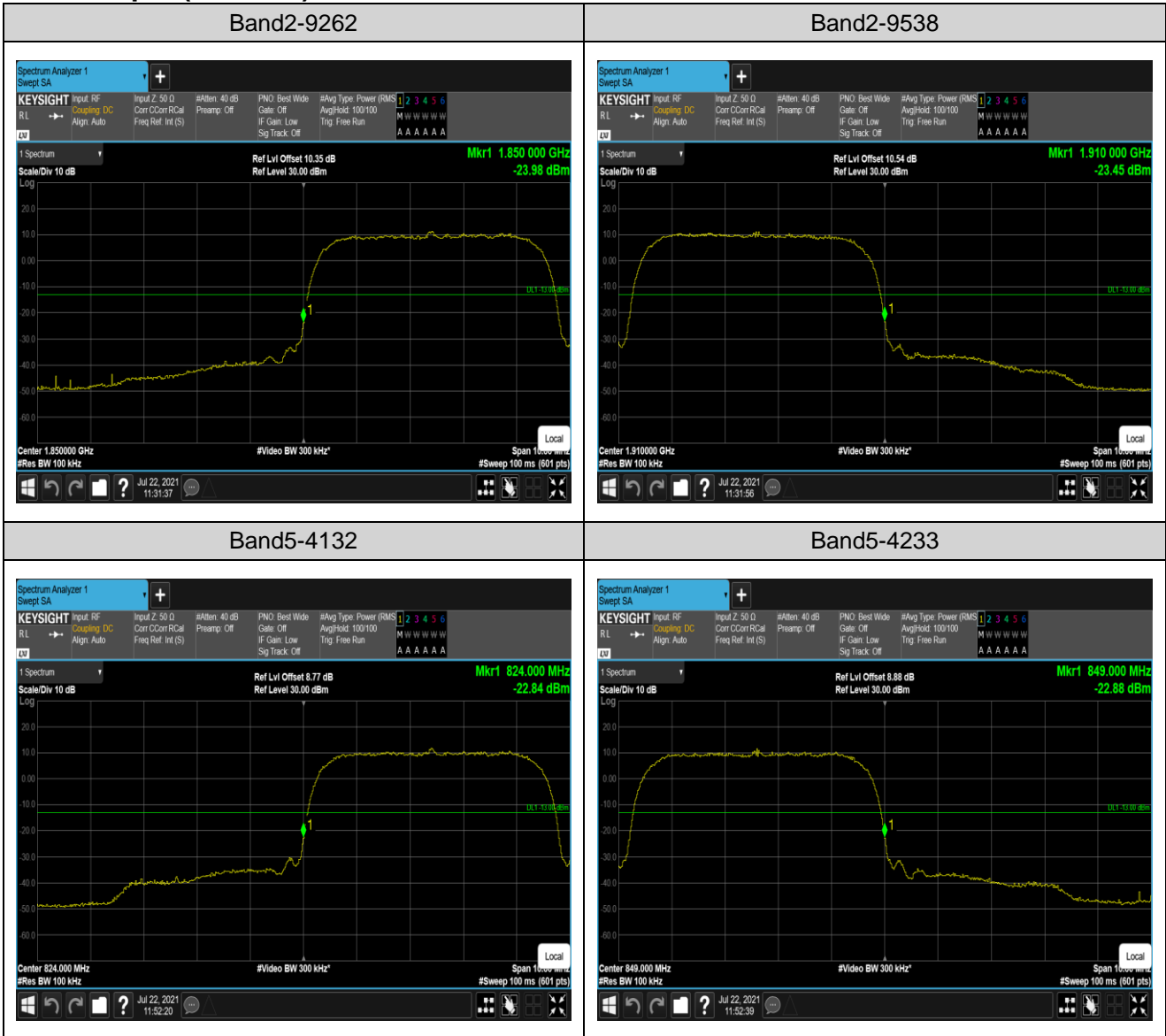


AppendixD:Band Edge

Test Result(WCDMA)

Band	Channel	Frequency (MHz)	Result (dBm)	Limit(dBm)	Verdict
Band2	9262	1850.00	-23.98	-13	PASS
Band2	9538	1910.00	-23.45	-13	PASS
Band5	4132	824.00	-22.84	-13	PASS
Band5	4233	849.00	-22.88	-13	PASS

Test Graphs(WCDMA)

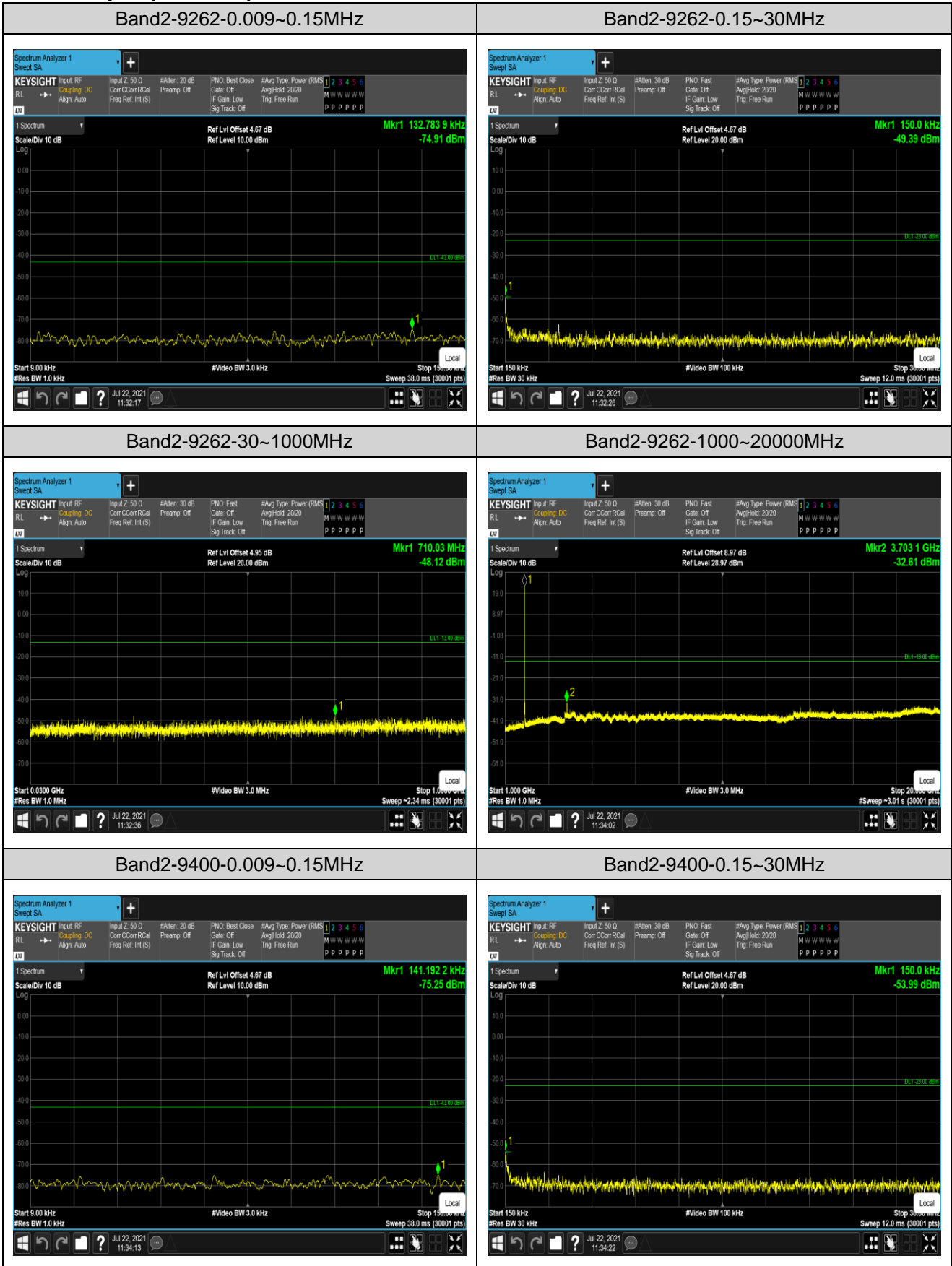


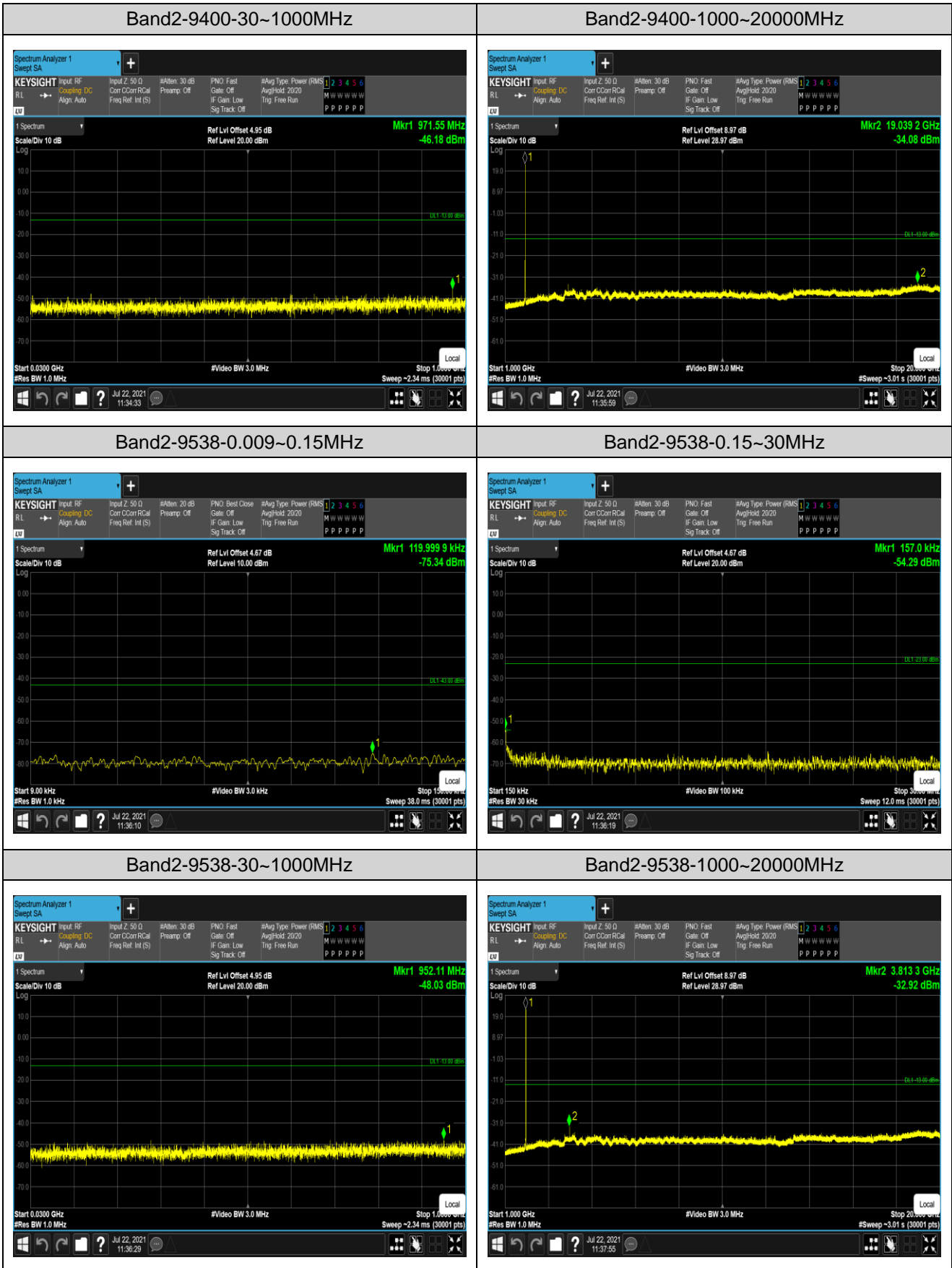
Appendix E: Conducted Spurious Emission

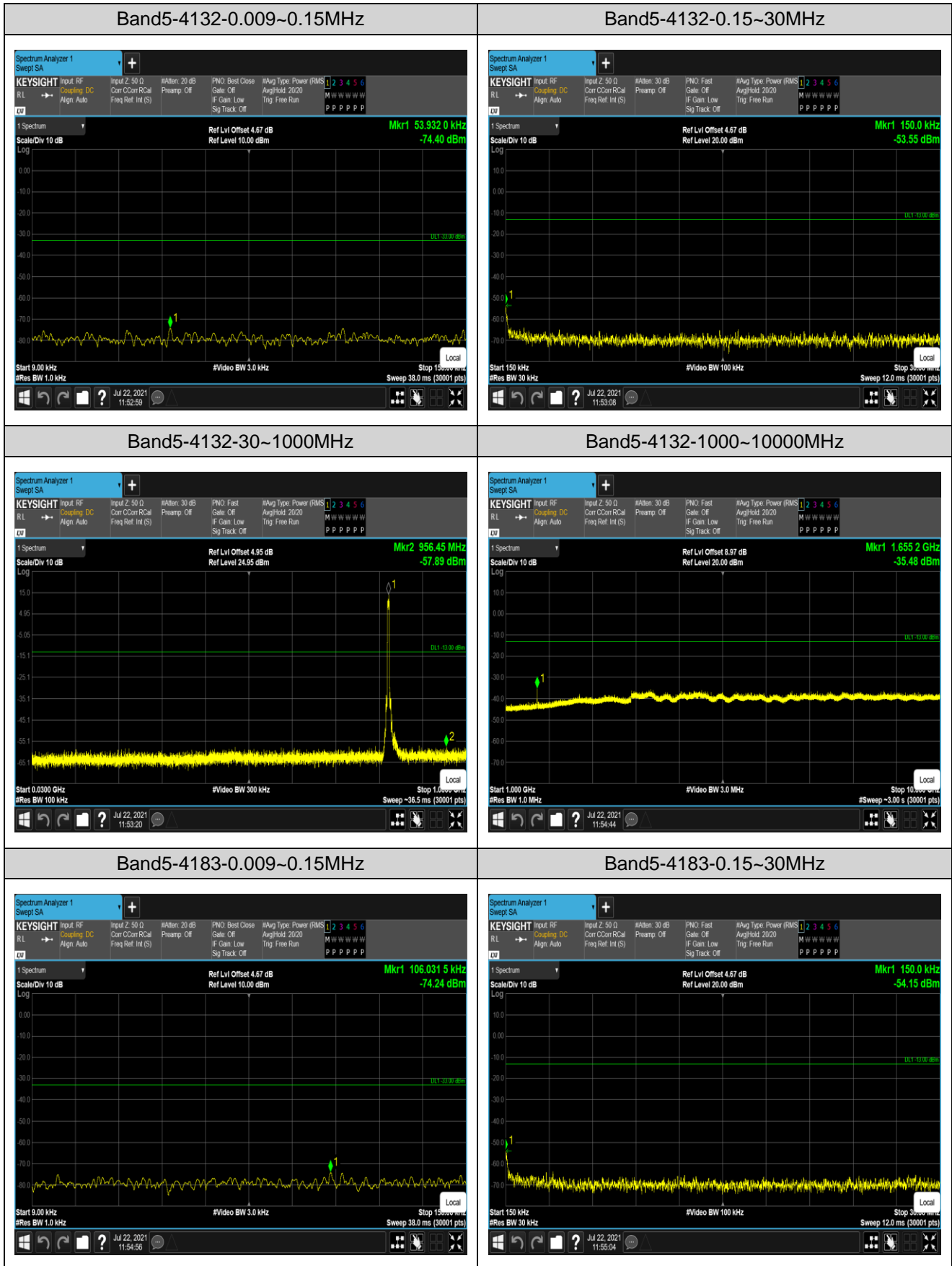
Test Result (WCDMA)

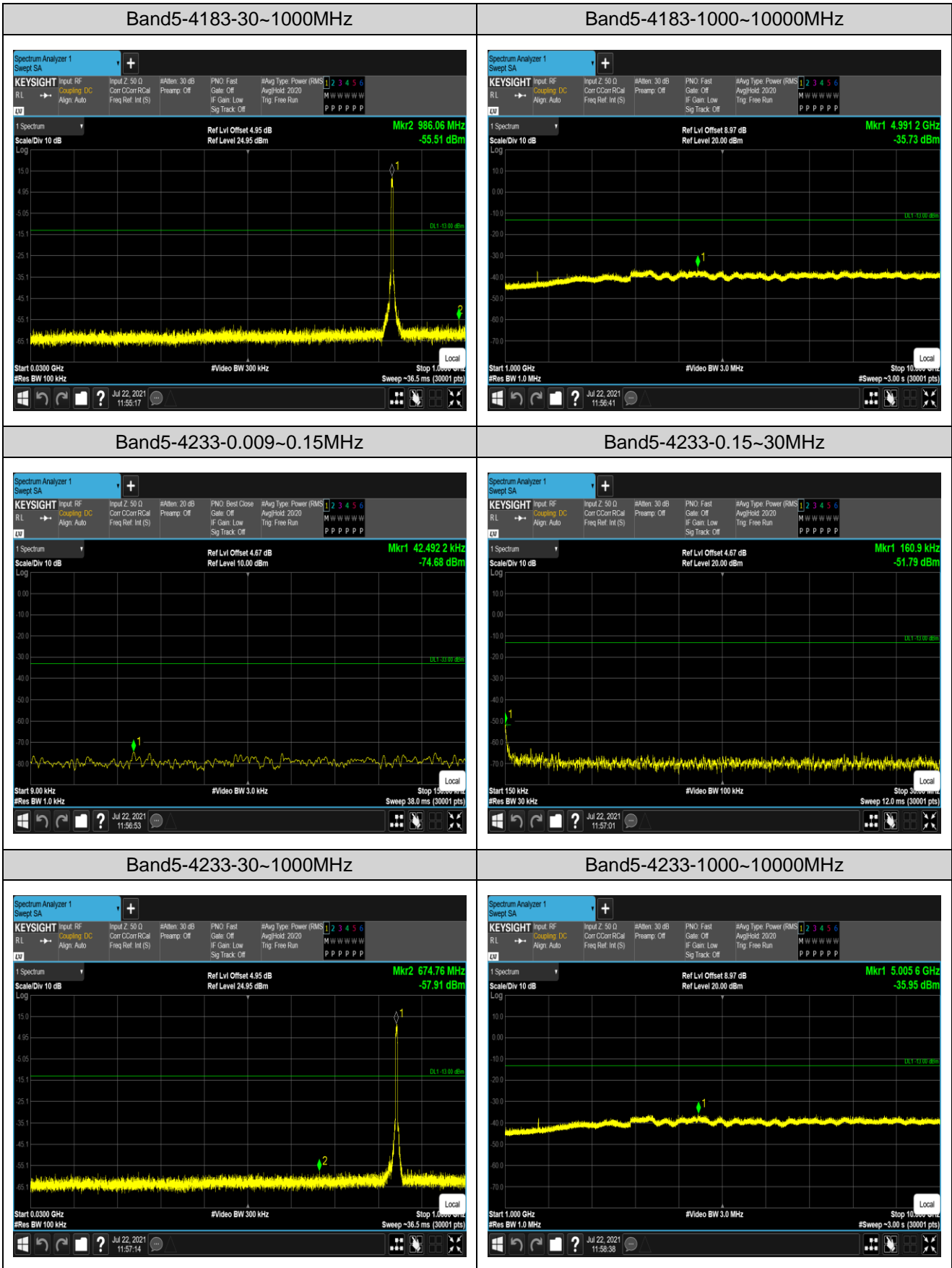
Band	Channel	Frequency Range (Mhz)	Frequency (dBm)	Result (dBm)	Limit (dBm)	Verdict
Band2	9262	0.009~0.15MHz	0.13	-74.91	-43	PASS
Band2	9262	0.15~30MHz	0.15	-49.39	-23	PASS
Band2	9262	30~1000MHz	710.03	-48.12	-13	PASS
Band2	9262	1000~20000MHz	3703.07	-32.61	-13	PASS
Band2	9400	0.009~0.15MHz	0.14	-75.25	-43	PASS
Band2	9400	0.15~30MHz	0.15	-53.99	-23	PASS
Band2	9400	30~1000MHz	971.55	-46.18	-13	PASS
Band2	9400	1000~20000MHz	19039.23	-34.08	-13	PASS
Band2	9538	0.009~0.15MHz	0.12	-75.34	-43	PASS
Band2	9538	0.15~30MHz	0.16	-54.29	-23	PASS
Band2	9538	30~1000MHz	952.11	-48.03	-13	PASS
Band2	9538	1000~20000MHz	3813.27	-32.92	-13	PASS
Band5	4132	0.009~0.15MHz	0.05	-74.4	-33	PASS
Band5	4132	0.15~30MHz	0.15	-53.55	-13	PASS
Band5	4132	30~1000MHz	956.45	-57.89	-13	PASS
Band5	4132	1000~10000MHz	1655.2	-35.48	-13	PASS
Band5	4183	0.009~0.15MHz	0.11	-74.24	-33	PASS
Band5	4183	0.15~30MHz	0.15	-54.15	-13	PASS
Band5	4183	30~1000MHz	986.06	-55.51	-13	PASS
Band5	4183	1000~10000MHz	4991.2	-35.73	-13	PASS
Band5	4233	0.009~0.15MHz	0.04	-74.68	-33	PASS
Band5	4233	0.15~30MHz	0.16	-51.79	-13	PASS
Band5	4233	30~1000MHz	674.76	-57.91	-13	PASS
Band5	4233	1000~10000MHz	5005.6	-35.95	-13	PASS

Test Graphs(WCDMA)









Appendix F: Frequency Stability

Test Result (the worst channel)

Reference Frequency: WCDMA BAND V 12.2k RMC Middle channel=4183 Frequency=836.6MHz					
Temperature					
Power supplied (Vdc)	Temperature (°C)	Frequency error		Limit (ppm)	Result
		Hz	ppm		
3.70	-30	-0.47	-0.000562	±2.5	Pass
	-20	-0.43	-0.000514		
	-10	-1.34	-0.001602		
	0	-0.25	-0.000299		
	10	0.85	0.001016		
	20	0.10	0.000120		
	30	-1.35	-0.001614		
	40	0.59	0.000705		
	50	-1.28	-0.001530		
Voltage					
Temperature (°C)	Power supplied (Vdc)	Frequency error		Limit (ppm)	Result
		Hz	ppm		
25	3.50	0.10	0.000120	±2.5	Pass
	3.70	-0.87	-0.001040		
	4.25	-2.60	-0.003108		
Remark: All channel had been tested, but only the worst case data displayed in this report.					

Reference Frequency: WCDMA BAND II 12.2k RMC Middle Frequency=9400 channel=1880MHz					
Temperature					
Power supplied (Vdc)	Temperature (°C)	Frequency error		Limit (ppm)	Result
		Hz	ppm		
3.70	-30	-0.19	-0.000101	Within authorized band for BAND II	Pass
	-20	3.28	0.001745		
	-10	0.09	0.000048		
	0	-2.90	-0.001543		
	10	-2.44	-0.001298		
	20	7.84	0.004170		
	30	3.11	0.001654		
	40	-0.79	-0.000420		
	50	0.03	0.000016		
Voltage					
Temperature (°C)	Power supplied (Vdc)	Frequency error		Limit (ppm)	Result
		Hz	ppm		
25	3.50	3.26	0.001734	Within authorized band for BAND II	Pass
	3.70	3.50	0.001862		
	4.25	1.09	0.000580		
Remark: All channel had been tested, but only the worst case data displayed in this report.					

Appendix G: Modulation Characteristics

Test Result

Band	Channel	Result	Verdict
Band2	9400	PASS	PASS
Band5	4183	PASS	PASS

Remark: All channel had been tested, but only the worst case data displayed in this report.

Test Graphs

