

## AppendixA: Effective (Isotropic) Radiated Power Output Data

### Test Result(WCDMA)

Band	Type	Channel	Conducted Power (dBm)	ERP/EIRP (dBm)	ERP/EIRP Limit (dBm)	Verdict
Band2	Voice	9262	23.43	22.11	33.01	PASS
Band2	TestMode	9262	23.51	22.19	33.01	PASS
Band2	TestMode	9400	23.68	22.36	33.01	PASS
Band2	Voice	9400	23.55	22.23	33.01	PASS
Band2	TestMode	9538	23.84	22.52	33.01	PASS
Band2	Voice	9538	23.75	22.43	33.01	PASS
Band4	Voice	1312	23.52	21.83	30.00	PASS
Band4	TestMode	1312	23.51	21.82	30.00	PASS
Band4	Voice	1413	23.64	21.95	30.00	PASS
Band4	TestMode	1413	23.70	22.01	30.00	PASS
Band4	TestMode	1513	23.70	22.01	30.00	PASS
Band4	Voice	1513	23.69	22.00	30.00	PASS
Band5	Voice	4132	23.84	18.51	38.45	PASS
Band5	TestMode	4132	23.75	18.42	38.45	PASS
Band5	TestMode	4183	23.88	18.55	38.45	PASS
Band5	Voice	4183	23.87	18.54	38.45	PASS
Band5	Voice	4233	23.81	18.48	38.45	PASS
Band5	TestMode	4233	23.81	18.48	38.45	PASS

### Test Result(HSDPA)

Band	Channel	SubTest	Conducted Power (dBm)	ERP/EIRP (dBm)	ERP/EIRP Limit (dBm)	Verdict
Band2	9262	1	22.54	20.85	33.01	PASS
Band2	9262	2	22.06	20.37	33.01	PASS
Band2	9262	3	22.07	20.38	33.01	PASS
Band2	9262	4	22.05	20.36	33.01	PASS
Band2	9400	1	22.68	20.99	33.01	PASS
Band2	9400	2	22.19	20.50	33.01	PASS
Band2	9400	3	22.22	20.53	33.01	PASS
Band2	9400	4	22.18	20.49	33.01	PASS
Band2	9538	1	22.83	21.14	33.01	PASS
Band2	9538	2	22.31	20.62	33.01	PASS
Band2	9538	3	22.30	20.61	33.01	PASS
Band2	9538	4	22.28	20.59	33.01	PASS

Band4	1312	1	22.61	20.92	30.00	PASS
Band4	1312	2	22.12	20.43	30.00	PASS
Band4	1312	3	22.14	20.45	30.00	PASS
Band4	1312	4	22.10	20.41	30.00	PASS
Band4	1413	1	22.80	21.11	30.00	PASS
Band4	1413	2	22.31	20.62	30.00	PASS
Band4	1413	3	22.30	20.61	30.00	PASS
Band4	1413	4	22.32	20.63	30.00	PASS
Band4	1513	1	22.79	21.10	30.00	PASS
Band4	1513	2	22.26	20.57	30.00	PASS
Band4	1513	3	22.33	20.64	30.00	PASS
Band4	1513	4	22.29	20.60	30.00	PASS
Band5	4132	1	22.81	17.48	38.5	PASS
Band5	4132	2	22.31	16.98	38.5	PASS
Band5	4132	3	22.35	17.02	38.5	PASS
Band5	4132	4	22.38	17.05	38.5	PASS
Band5	4183	1	22.89	17.56	38.5	PASS
Band5	4183	2	22.42	17.09	38.5	PASS
Band5	4183	3	22.43	17.10	38.5	PASS
Band5	4183	4	22.43	17.10	38.5	PASS
Band5	4233	1	22.84	17.51	38.5	PASS
Band5	4233	2	22.40	17.07	38.5	PASS
Band5	4233	3	22.41	17.08	38.5	PASS
Band5	4233	4	22.39	17.06	38.5	PASS

**Test Result(HSUPA)**

Band	Channel	SubTest	Conducted Power (dBm)	ERP/EIRP (dBm)	ERP/EIRP Limit (dBm)	Verdict
Band2	9262	1	20.56	18.87	33.01	PASS
Band2	9262	2	21.05	19.36	33.01	PASS
Band2	9262	3	21.58	19.89	33.01	PASS
Band2	9262	4	20.58	18.89	33.01	PASS
Band2	9262	5	22.57	20.88	33.01	PASS
Band2	9400	1	20.73	19.04	33.01	PASS
Band2	9400	2	21.21	19.52	33.01	PASS
Band2	9400	3	21.73	20.04	33.01	PASS
Band2	9400	4	20.72	19.03	33.01	PASS
Band2	9400	5	22.70	21.01	33.01	PASS
Band2	9538	1	20.88	19.19	33.01	PASS
Band2	9538	2	21.34	19.65	33.01	PASS
Band2	9538	3	21.89	20.20	33.01	PASS

Band2	9538	4	20.89	19.20	33.01	PASS
Band2	9538	5	22.86	21.17	33.01	PASS
Band4	1312	1	20.58	19.37	30.00	PASS
Band4	1312	2	21.06	19.87	30.00	PASS
Band4	1312	3	21.56	18.88	30.00	PASS
Band4	1312	4	20.57	20.92	30.00	PASS
Band4	1312	5	22.61	19.04	30.00	PASS
Band4	1413	1	20.73	19.52	30.00	PASS
Band4	1413	2	21.21	20.04	30.00	PASS
Band4	1413	3	21.73	19.07	30.00	PASS
Band4	1413	4	20.76	21.10	30.00	PASS
Band4	1413	5	22.79	19.04	30.00	PASS
Band4	1513	1	20.73	19.53	30.00	PASS
Band4	1513	2	21.22	20.04	30.00	PASS
Band4	1513	3	21.73	19.07	30.00	PASS
Band4	1513	4	20.76	21.09	30.00	PASS
Band4	1513	5	22.78	22.78	30.00	PASS
Band5	4132	1	20.84	15.51	38.5	PASS
Band5	4132	2	21.31	15.98	38.5	PASS
Band5	4132	3	21.82	16.49	38.5	PASS
Band5	4132	4	20.88	15.55	38.5	PASS
Band5	4132	5	22.81	17.48	38.5	PASS
Band5	4183	1	20.96	15.63	38.5	PASS
Band5	4183	2	21.39	16.06	38.5	PASS
Band5	4183	3	21.95	16.62	38.5	PASS
Band5	4183	4	20.99	15.66	38.5	PASS
Band5	4183	5	22.91	17.58	38.5	PASS
Band5	4233	1	20.93	15.60	38.5	PASS
Band5	4233	2	21.38	16.05	38.5	PASS
Band5	4233	3	21.88	16.55	38.5	PASS
Band5	4233	4	20.96	15.63	38.5	PASS
Band5	4233	5	22.88	17.55	38.5	PASS

Remark:  $EIRP (dBm) = \text{Conducted power (dBm)} + \text{Antenna Gain (dBi)}$ . (For Band2)  
 $ERP (dBm) = EIRP (dBm) - 2.15 (dB)$ . (For Band5)

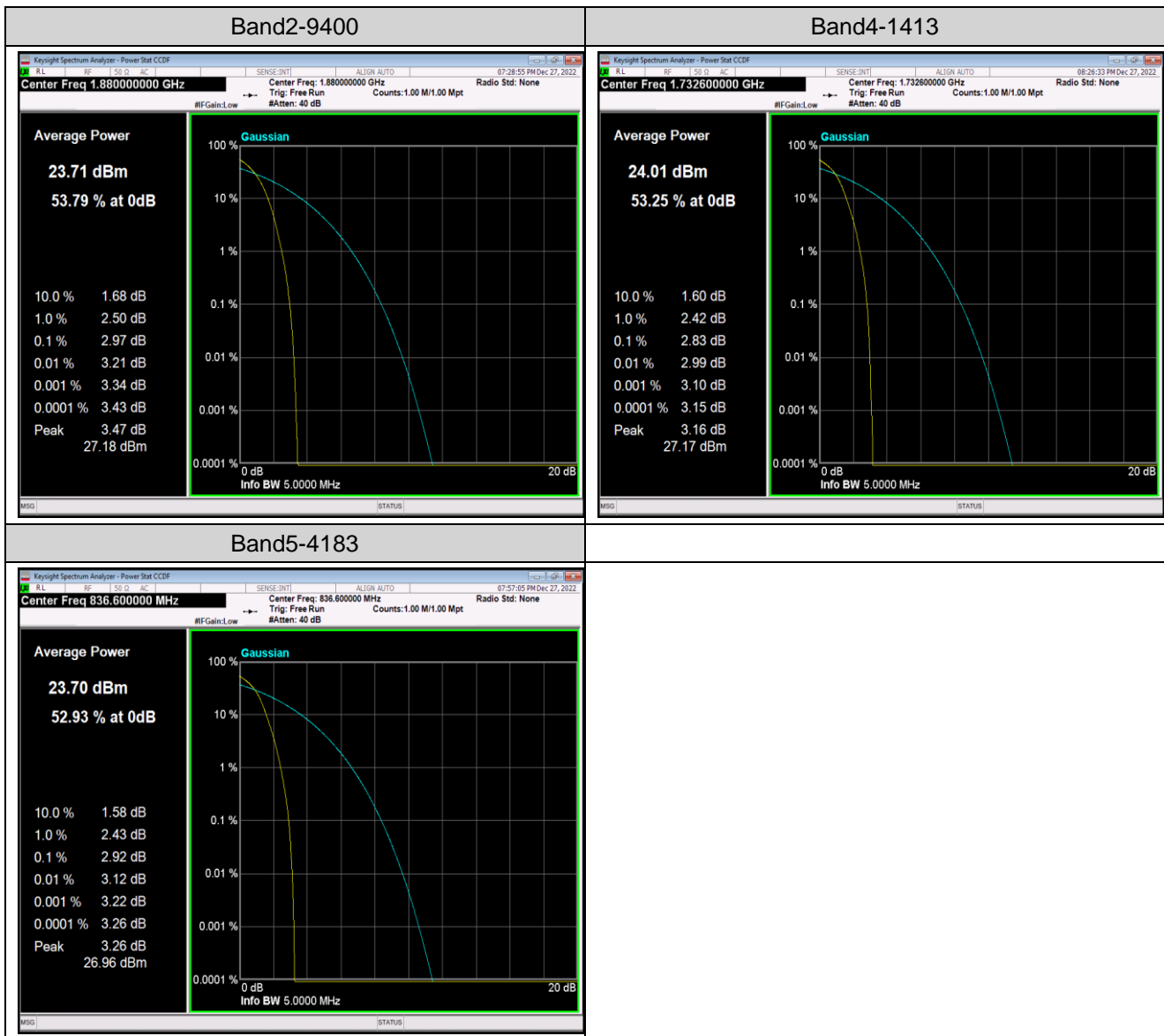
## Appendix B: Peak-to-Average Ratio

### Test Result(WCDMA)

Band	Channel	Peak-to-Average Ratio(dB)	Limit(dB)	Verdict
Band2	9400	2.97	13	PASS
Band4	1413	2.83	13	PASS
Band5	4183	2.92	13	PASS

Remark: All channel had been tested, but only the worst case data displayed in this report.

### Test Graphs(WCDMA)

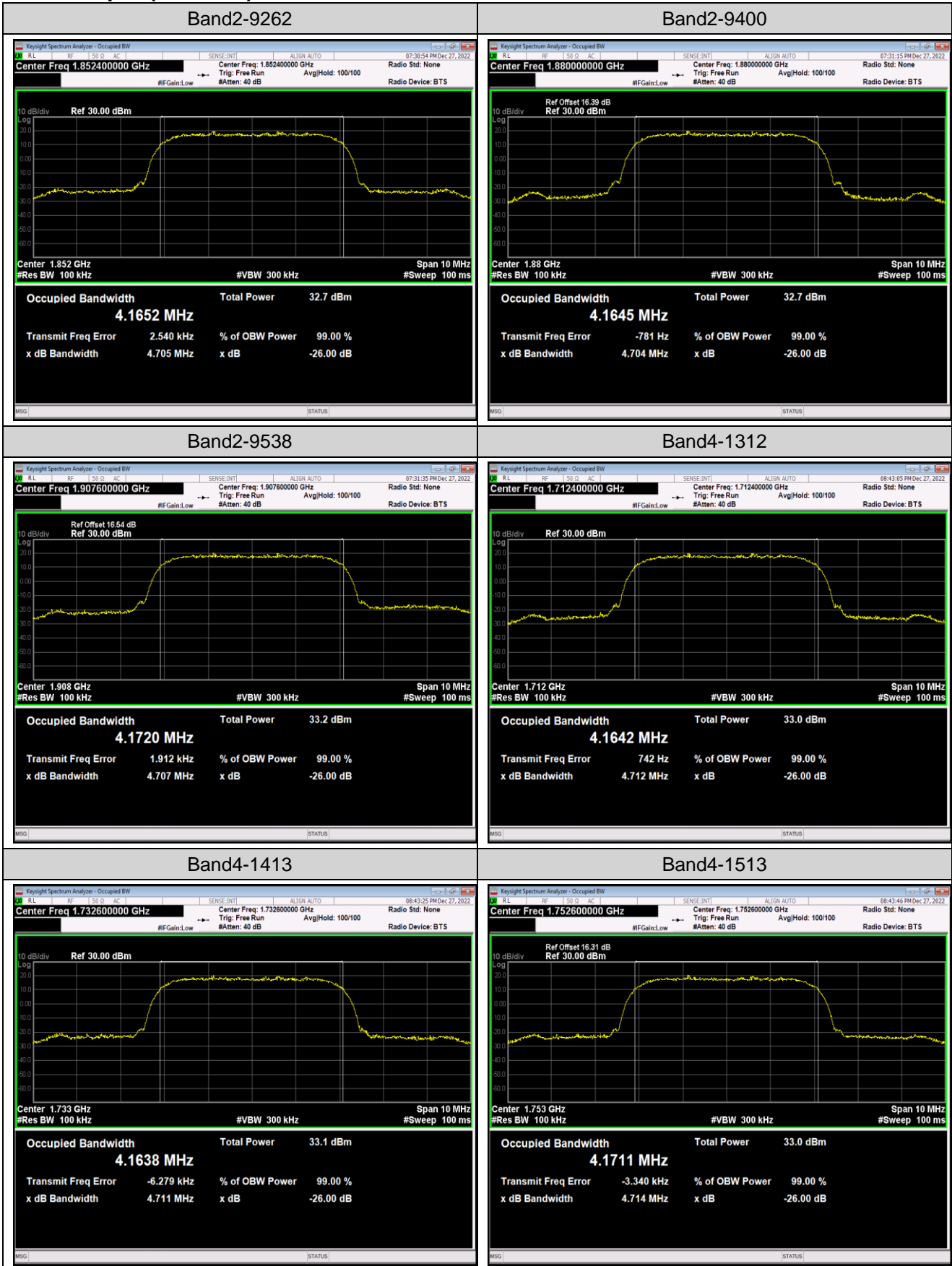


## AppendixC:26dB Bandwidth andOccupied Bandwidth

### Test Result(WCDMA)

Band	Channel	Occupied Bandwidth (MHz)	26dB Bandwidth (MHz)	Limit(kHz)	Verdict
Band2	9262	4.1652	4.705	---	PASS
Band2	9400	4.1645	4.704	---	PASS
Band2	9538	4.1720	4.707	---	PASS
Band4	1312	4.1642	4.712	---	PASS
Band4	1413	4.1638	4.711	---	PASS
Band4	1513	4.1711	4.714	---	PASS
Band5	4132	4.1942	4.920	---	PASS
Band5	4183	4.1799	4.713	---	PASS
Band5	4233	4.1773	4.710	---	PASS

Test Graphs(WCDMA)





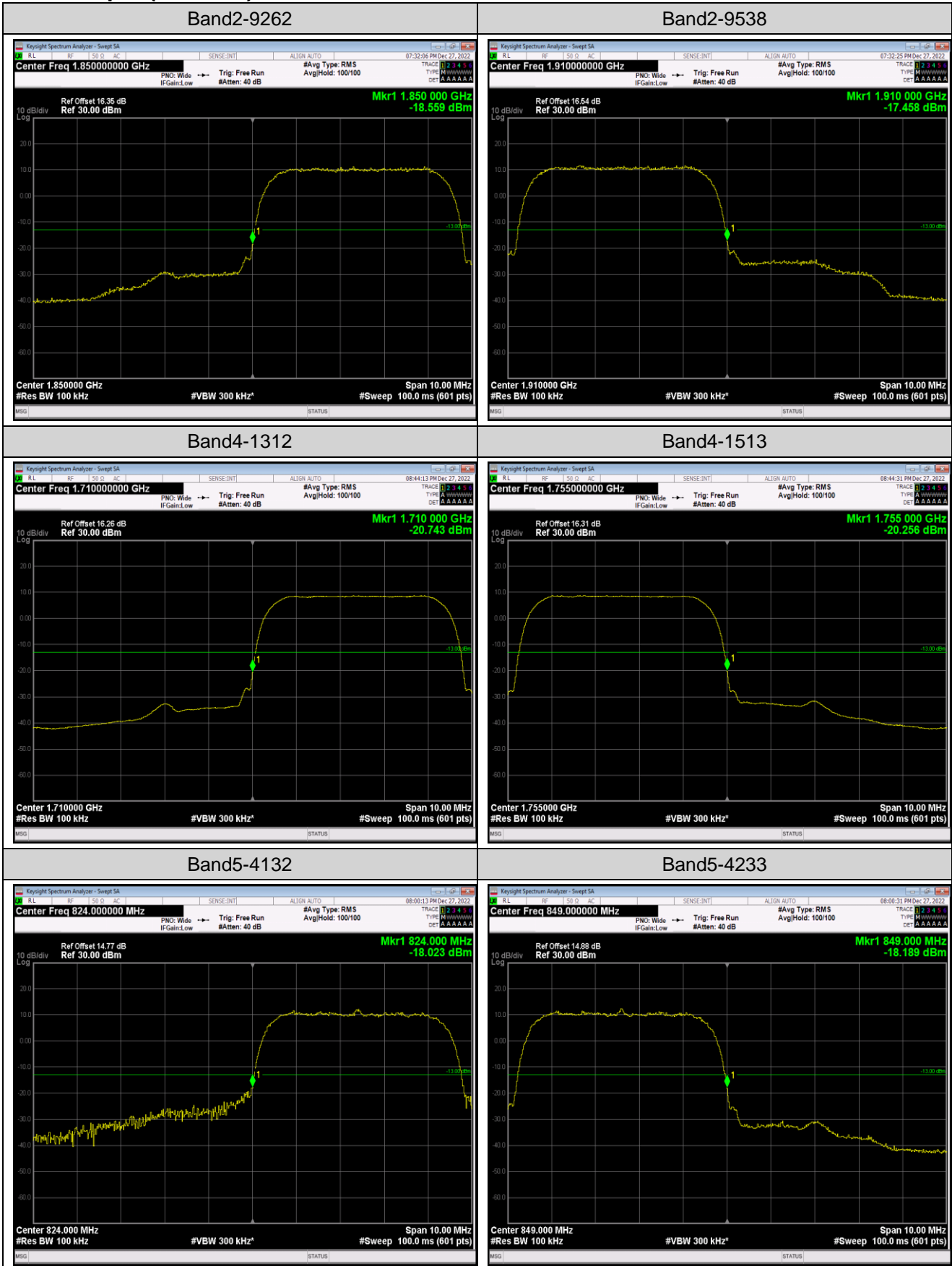
## AppendixD:Band Edge

### Test Result(WCDMA)

Band	Channel	Frequency (MHz)	Result (dBm)	Limit(dBm)	Verdict
Band2	9262	1850.00	-18.56	-13	PASS
Band2	9538	1910.00	-17.46	-13	PASS
Band4	1312	1710.00	-20.74	-13	PASS
Band4	1513	1755.00	-20.26	-13	PASS
Band5	4132	824.00	-18.02	-13	PASS
Band5	4233	849.00	-18.19	-13	PASS



Test Graphs(WCDMA)

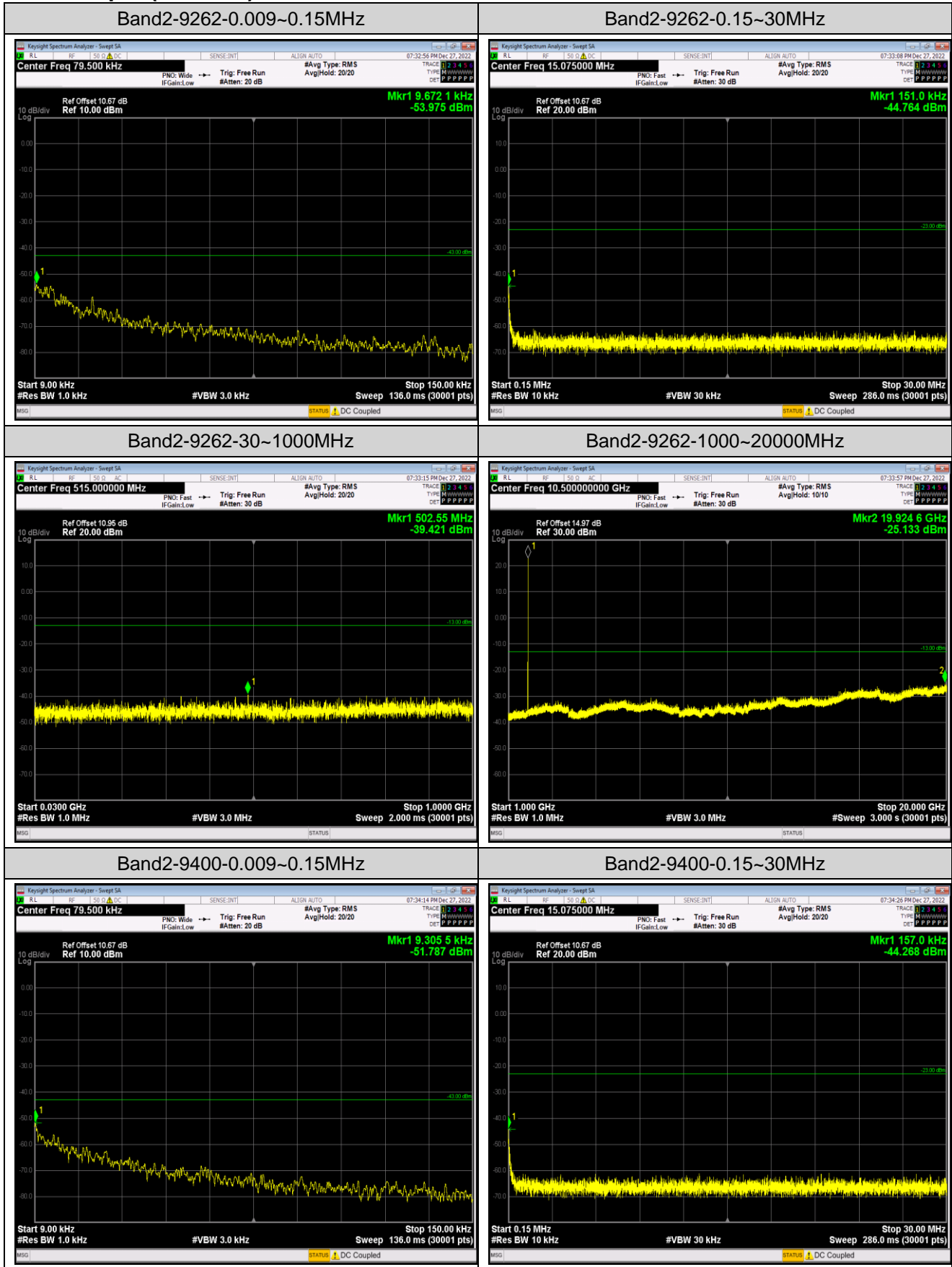


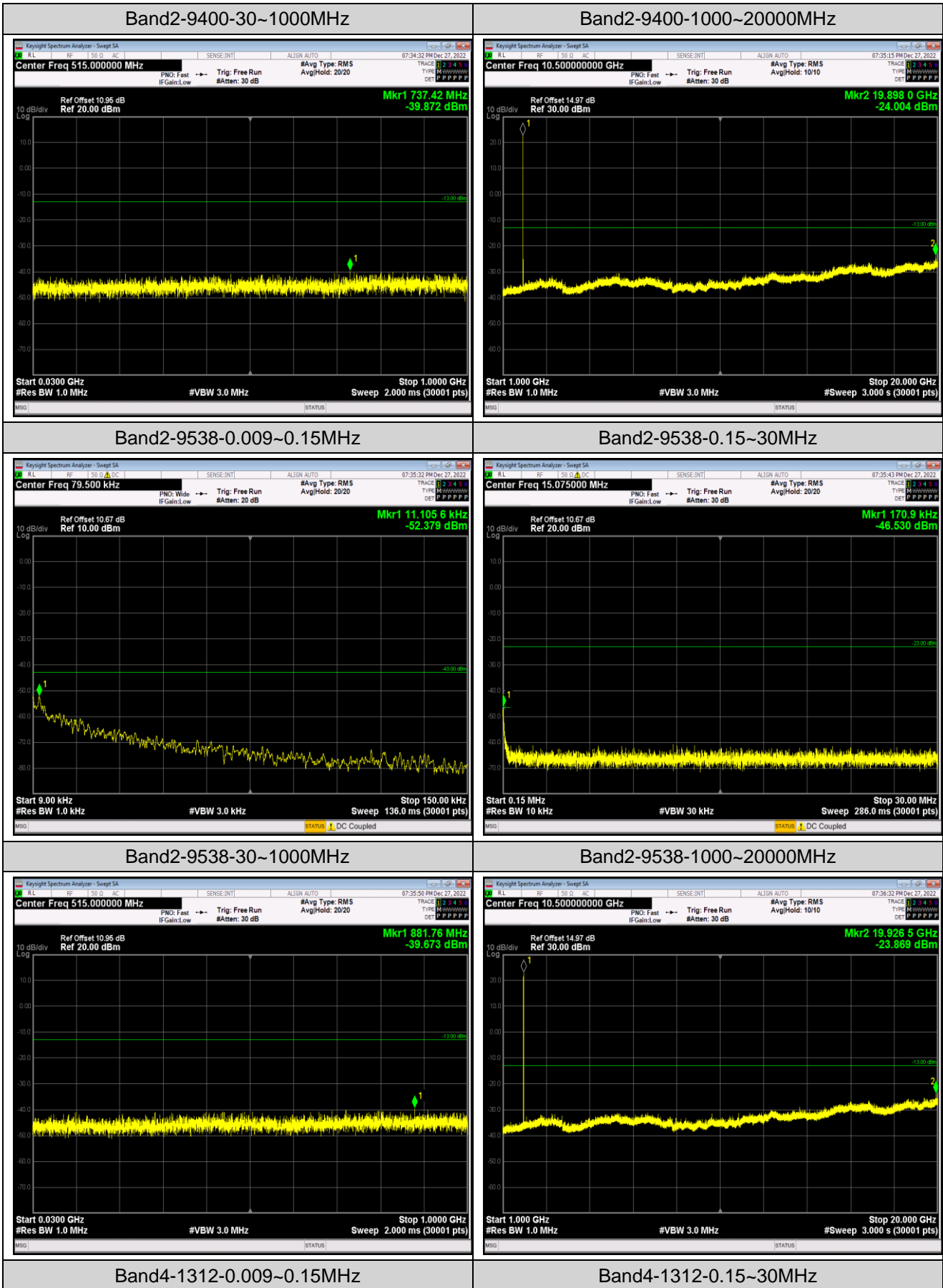
## Appendix E: Conducted Spurious Emission

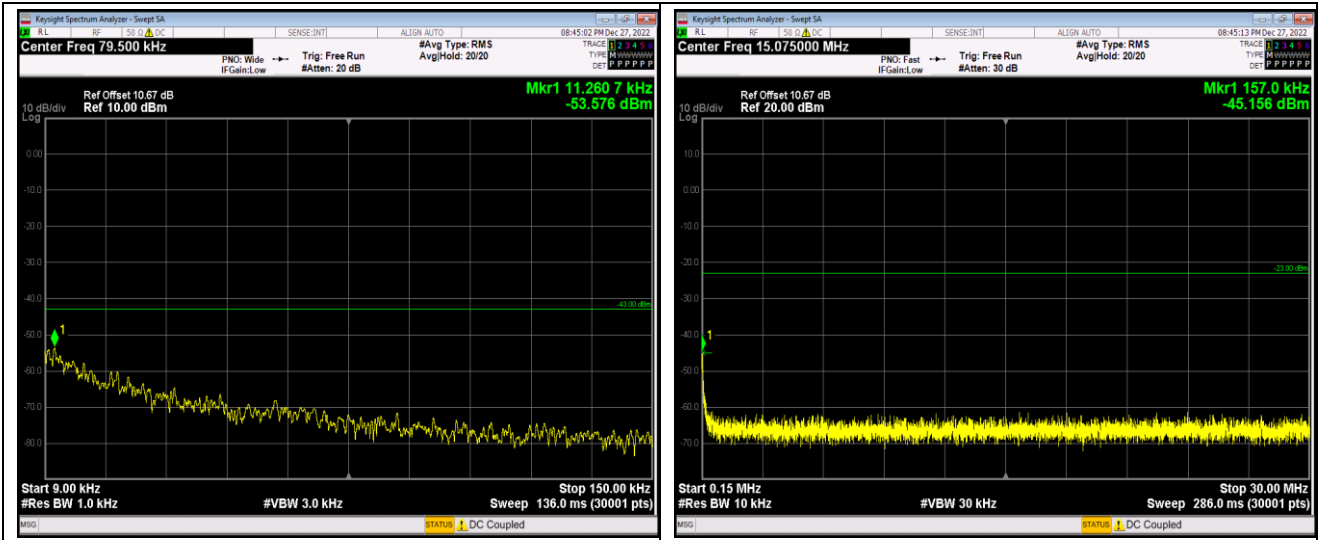
### Test Result (WCDMA)

Band	Channel	Frequency Range (Mhz)	Frequency (dBm)	Result (dBm)	Limit (dBm)	Verdict
Band2	9262	0.009~0.15MHz	0.01	-53.98	-43	PASS
Band2	9262	0.15~30MHz	0.15	-44.76	-23	PASS
Band2	9262	30~1000MHz	502.55	-39.42	-13	PASS
Band2	9262	1000~20000MHz	19924.63	-25.13	-13	PASS
Band2	9400	0.009~0.15MHz	0.01	-51.79	-43	PASS
Band2	9400	0.15~30MHz	0.16	-44.27	-23	PASS
Band2	9400	30~1000MHz	737.42	-39.87	-13	PASS
Band2	9400	1000~20000MHz	19898.03	-24	-13	PASS
Band2	9538	0.009~0.15MHz	0.01	-52.38	-43	PASS
Band2	9538	0.15~30MHz	0.17	-46.53	-23	PASS
Band2	9538	30~1000MHz	881.76	-39.67	-13	PASS
Band2	9538	1000~20000MHz	19926.53	-23.87	-13	PASS
Band4	1312	0.009~0.15MHz	0.01	-53.58	-43	PASS
Band4	1312	0.15~30MHz	0.16	-45.16	-23	PASS
Band4	1312	30~1000MHz	752.65	-39.76	-13	PASS
Band4	1312	1000~20000MHz	19963.9	-24.25	-13	PASS
Band4	1413	0.009~0.15MHz	0.01	-53.46	-43	PASS
Band4	1413	0.15~30MHz	0.16	-44.23	-23	PASS
Band4	1413	30~1000MHz	928.45	-38.83	-13	PASS
Band4	1413	1000~20000MHz	19892.33	-24.87	-13	PASS
Band4	1513	0.009~0.15MHz	0.01	-55.37	-43	PASS
Band4	1513	0.15~30MHz	0.15	-43.2	-23	PASS
Band4	1513	30~1000MHz	635.51	-39.62	-13	PASS
Band4	1513	1000~20000MHz	19822.67	-25.07	-13	PASS
Band5	4132	0.009~0.15MHz	0.01	-54.32	-33	PASS
Band5	4132	0.15~30MHz	0.15	-45.73	-13	PASS
Band5	4132	30~1000MHz	534.5	-49.14	-13	PASS
Band5	4132	1000~10000MHz	6273.1	-30.7	-13	PASS
Band5	4183	0.009~0.15MHz	0.01	-54.09	-33	PASS
Band5	4183	0.15~30MHz	0.16	-45.08	-13	PASS
Band5	4183	30~1000MHz	968.09	-48.82	-13	PASS
Band5	4183	1000~10000MHz	5924.2	-30.9	-13	PASS
Band5	4233	0.009~0.15MHz	0.01	-52.54	-33	PASS
Band5	4233	0.15~30MHz	0.15	-46.37	-13	PASS
Band5	4233	30~1000MHz	348.06	-48.9	-13	PASS
Band5	4233	1000~10000MHz	5920	-29.86	-13	PASS

Test Graphs(WCDMA)

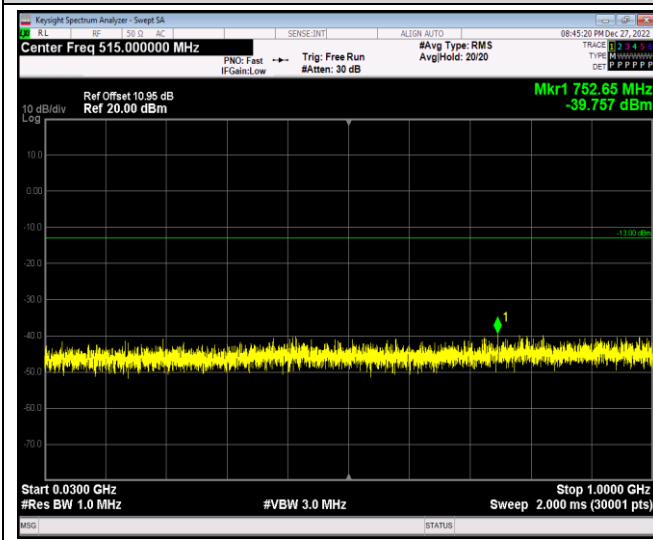




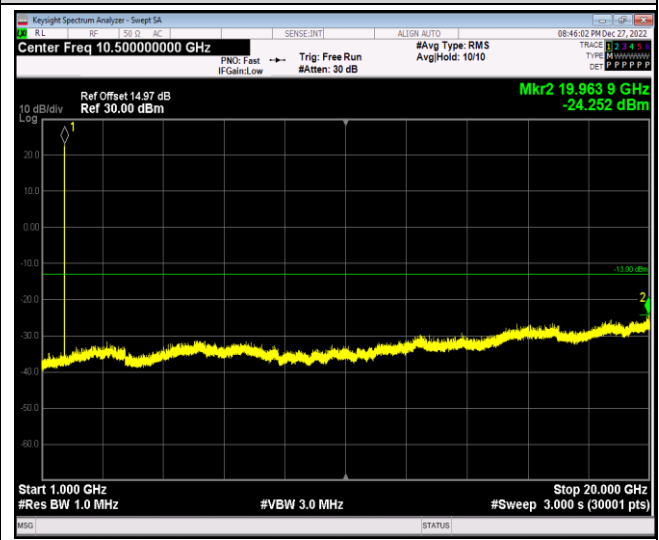


Band4-1312-30~1000MHz

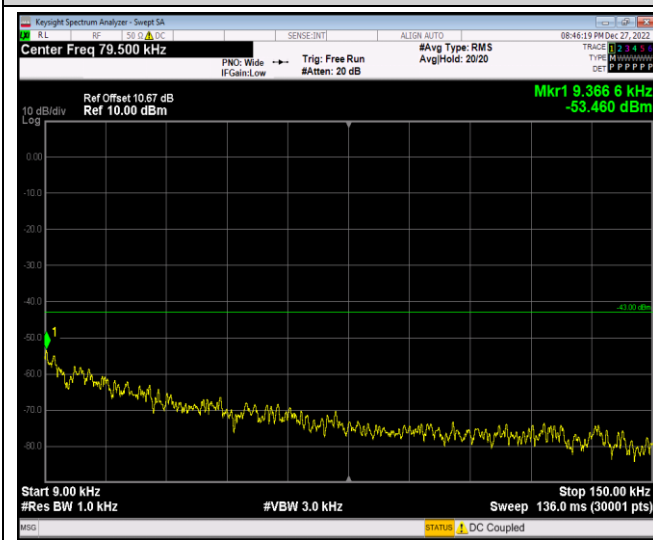
Band4-1312-1000~20000MHz



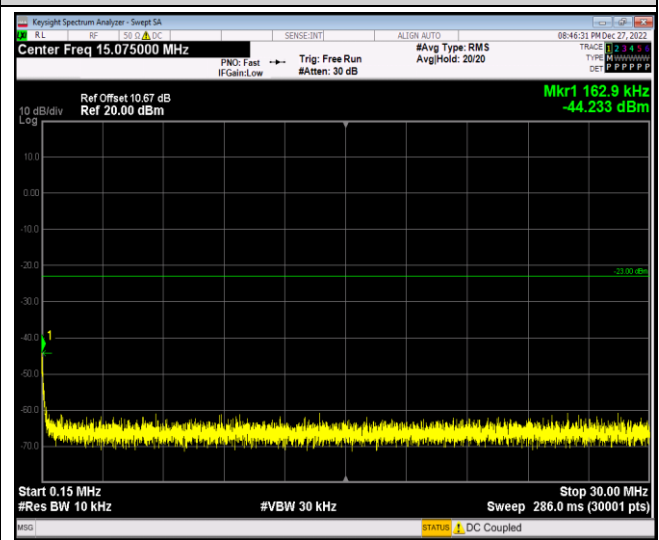
Band4-1413-0.009~0.15MHz



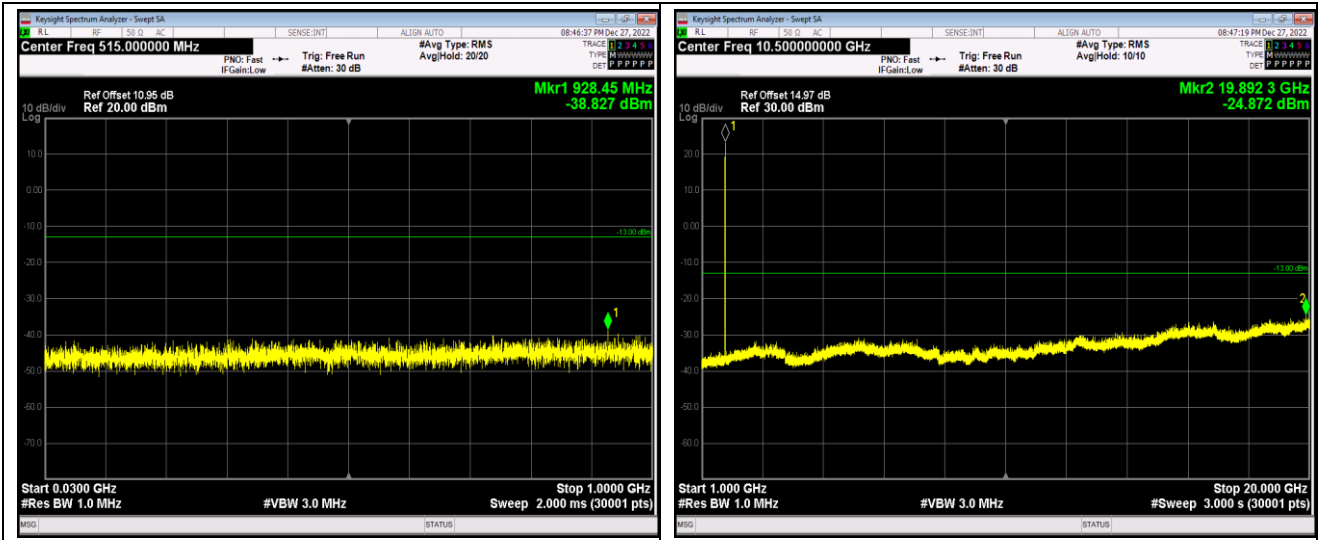
Band4-1413-0.15~30MHz



Band4-1413-30~1000MHz

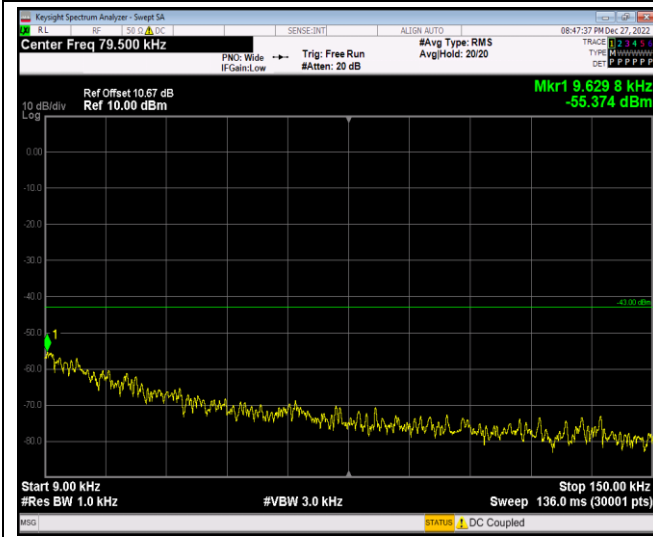


Band4-1413-1000~20000MHz

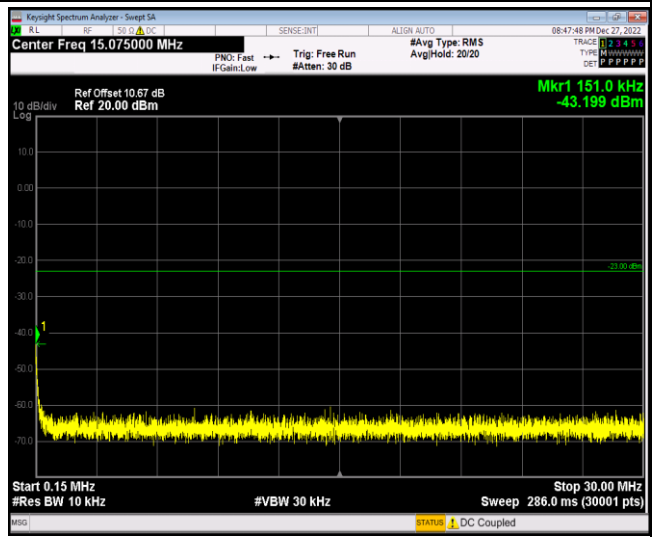


Band4-1513-0.009~0.15MHz

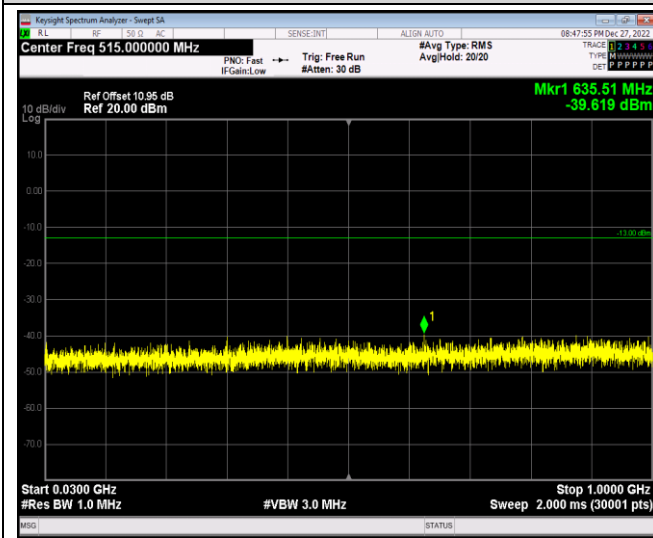
Band4-1513-0.15~30MHz



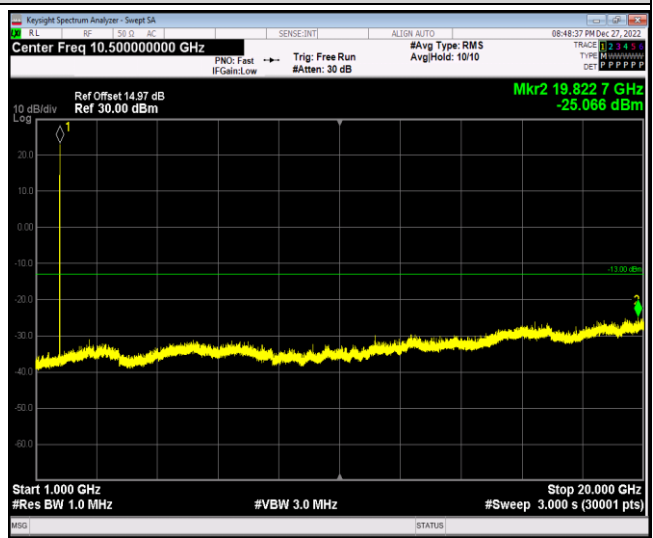
Band4-1513-30~1000MHz



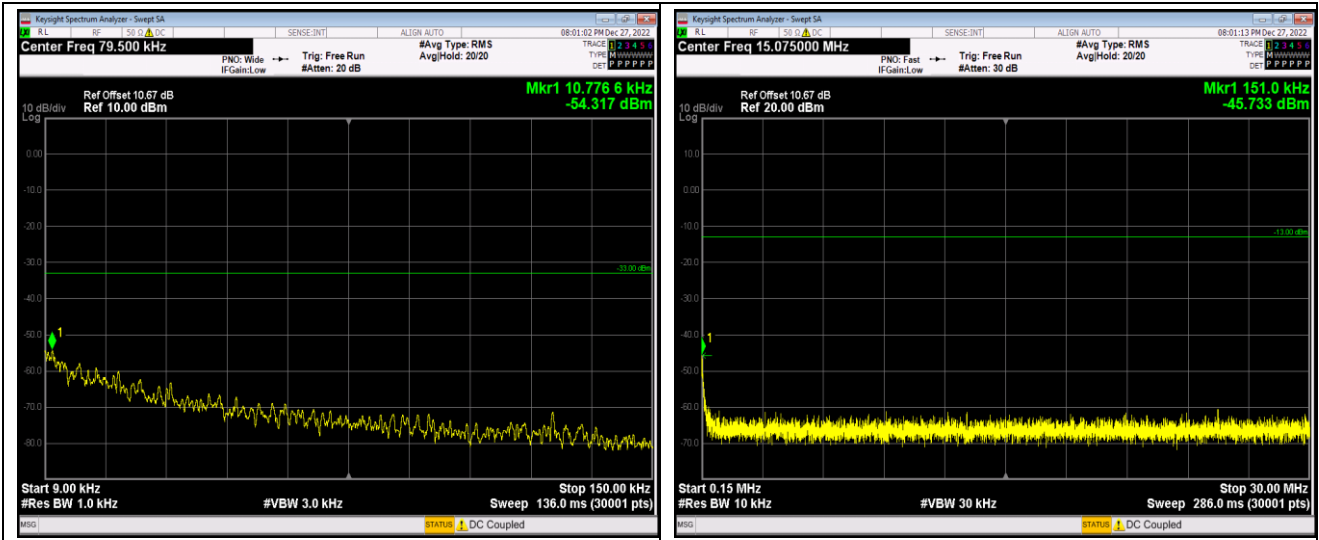
Band4-1513-1000~20000MHz



Band5-4132-0.009~0.15MHz

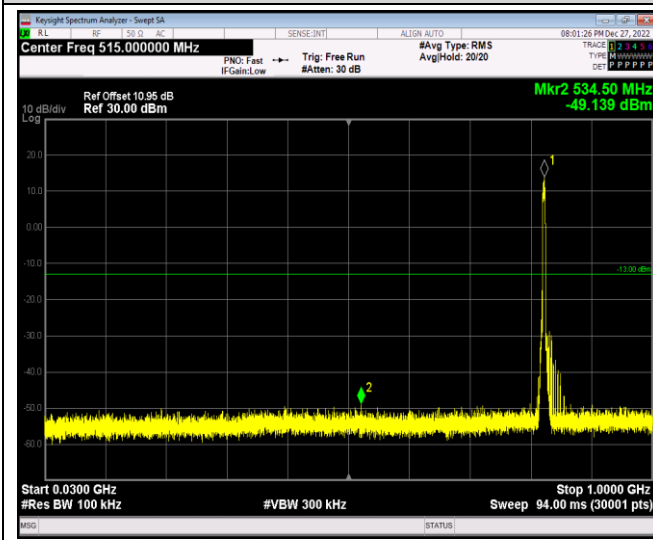


Band5-4132-0.15~30MHz

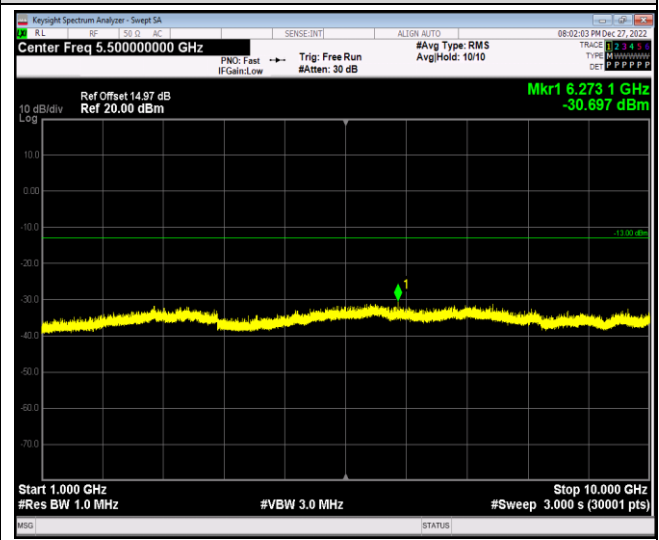


Band5-4132-30~1000MHz

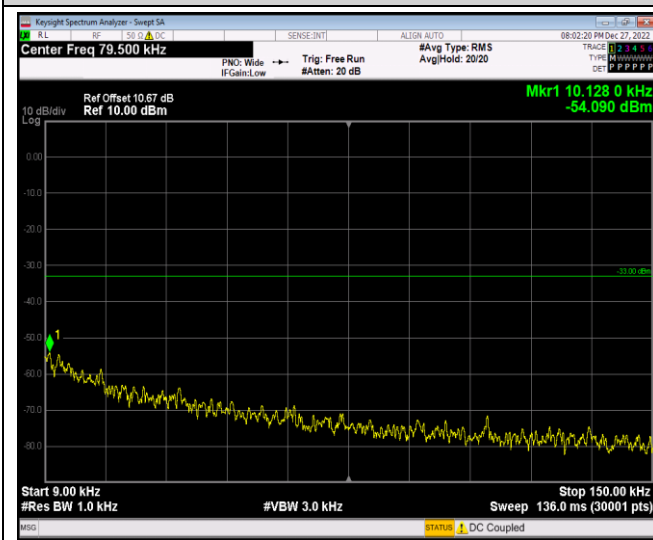
Band5-4132-1000~10000MHz



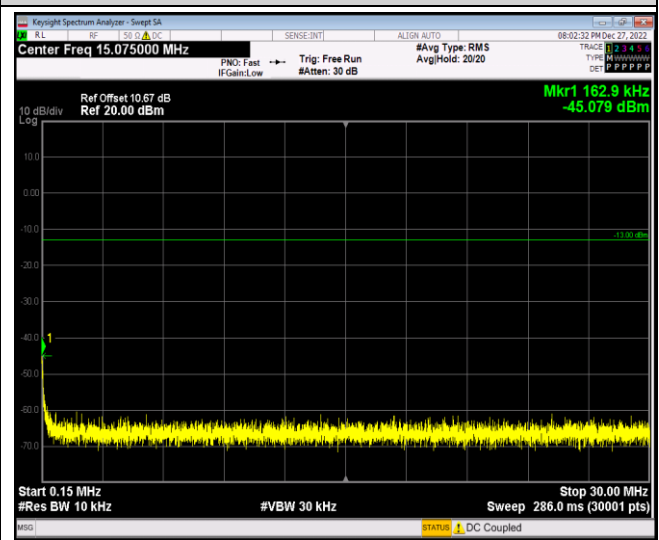
Band5-4183-0.009~0.15MHz



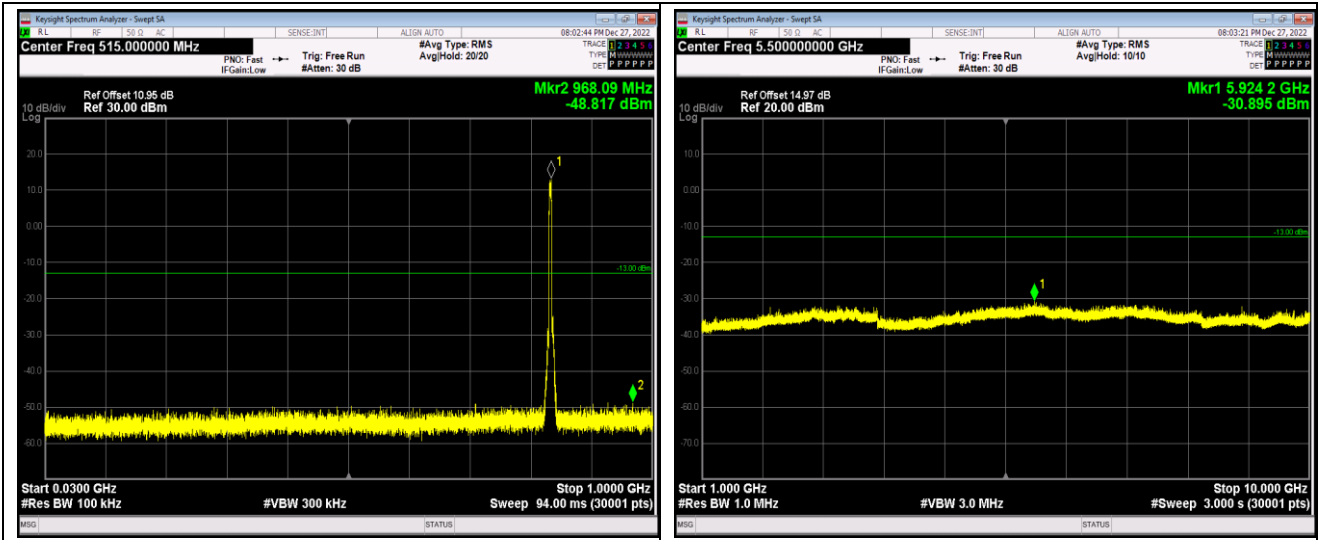
Band5-4183-0.15~30MHz



Band5-4183-30~1000MHz

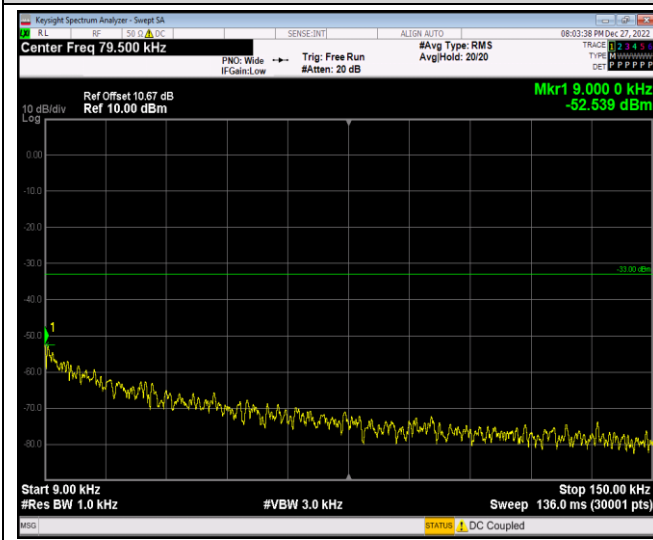


Band5-4183-1000~10000MHz

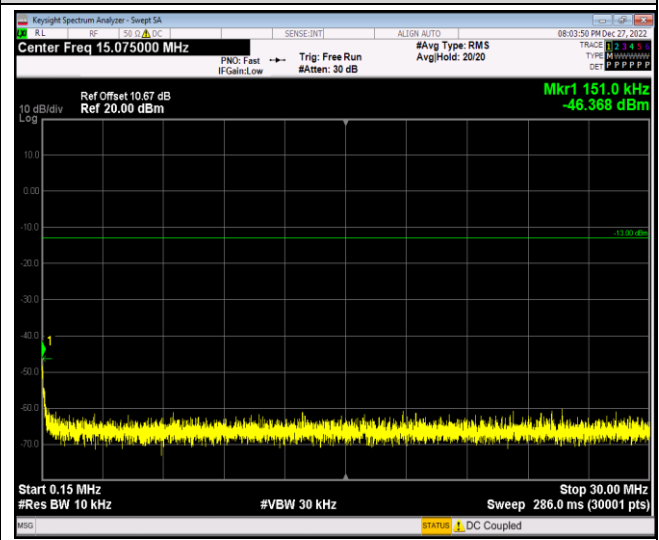


Band5-4233-0.009~0.15MHz

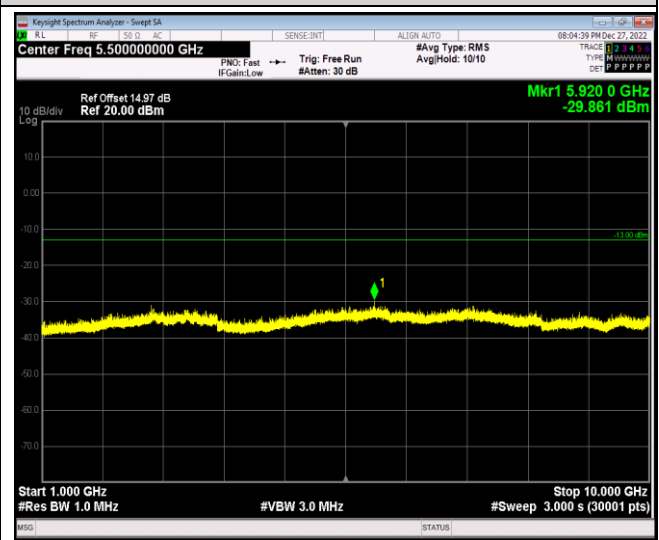
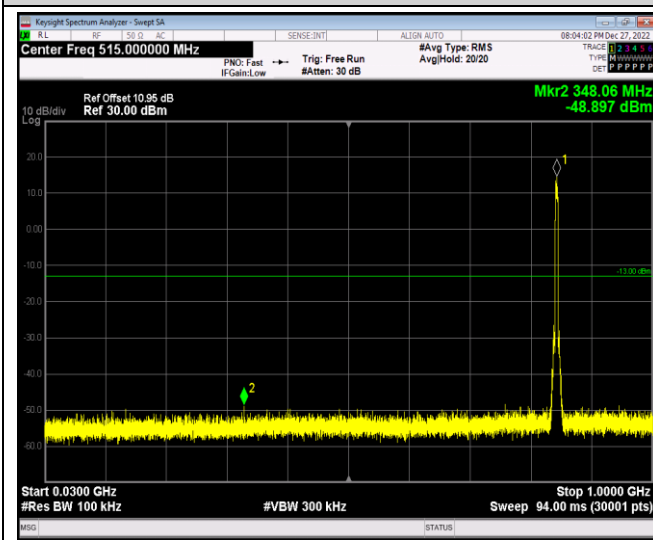
Band5-4233-0.15~30MHz



Band5-4233-30~1000MHz



Band5-4233-1000~10000MHz





## AppendixF:Frequency Stability

### Test Result

Reference Frequency: WCDMA BAND V 12.2k RMC Middle channel=4183 Frequency=836.6MHz					
Temperature					
Power supplied (Vdc)	Temperature (°C)	Frequency error		Limit (ppm)	Result
		Hz	ppm		
3.80	-30	-8.72	-0.010423	±2.5	Pass
	-20	-13.79	-0.016483		
	-10	-9.41	-0.011248		
	0	-5.64	-0.006742		
	10	-8.86	-0.010590		
	20	-8.93	-0.010674		
	30	-10.04	-0.012001		
	40	-7.46	-0.008917		
	50	-9.11	-0.010889		
Voltage					
Temperature (°C)	Power supplied (Vdc)	Frequency error		Limit (ppm)	Result
		Hz	ppm		
25	3.42	-10.71	-0.012802	±2.5	Pass
	3.80	-9.31	-0.011128		
	4.18	-12.44	-0.014870		
Remark: All channel had been tested, but only the worst case data displayed in this report.					

Reference Frequency: WCDMA BAND IV 12.2k RMC Middle Frequency=1413 channel=1732.6MHz					
Temperature					
Power supplied (Vdc)	Temperature (°C)	Frequency error		Limit (ppm)	Result
		Hz	ppm		
3.80	-30	-9.68	-0.005587	Within authorized band for BAND IV	Pass
	-20	-9.36	-0.005402		
	-10	-8.76	-0.005056		
	0	-11.49	-0.006632		
	10	-10.84	-0.006256		
	20	-13.52	-0.007803		
	30	-11.49	-0.006632		
	40	-14.04	-0.008103		
	50	-11.90	-0.006868		
Voltage					
Temperature (°C)	Power supplied (Vdc)	Frequency error		Limit (ppm)	Result
		Hz	ppm		
25	3.42	-12.13	-0.007001	Within authorized band for BAND IV	Pass
	3.80	-11.38	-0.006568		
	4.18	-8.58	-0.004952		
Remark: All channel had been tested, but only the worst case data displayed in this report.					

Reference Frequency: WCDMA BAND II 12.2k RMC Middle Frequency=9400 channel=1880MHz					
Temperature					
Power supplied (Vdc)	Temperature (°C)	Frequency error		Limit (ppm)	Result
		Hz	ppm		
3.80	-30	-6.73	-0.003580	Within authorized band for BAND II	Pass
	-20	-11.85	-0.006303		
	-10	-12.42	-0.006606		
	0	-9.16	-0.004872		
	10	-11.61	-0.006176		
	20	-8.34	-0.004436		
	30	-11.24	-0.005979		
	40	-13.05	-0.006941		
	50	-9.28	-0.004936		
Voltage					
Temperature (°C)	Power supplied (Vdc)	Frequency error		Limit (ppm)	Result
		Hz	ppm		
25	3.42	-5.64	-0.003000	Within authorized band for BAND II	Pass
	3.80	-12.42	-0.006606		
	4.18	-10.53	-0.005601		
Remark: All channel had been tested, but only the worst case data displayed in this report.					

## Appendix G: Modulation Characteristics

### Test Result

Band	Channel	Result	Verdict
Band2	9400	PASS	PASS
Band4	1413	PASS	PASS
Band5	4183	PASS	PASS

Remark: All channel had been tested, but only the worst case data displayed in this report.

### Test Graphs

