

Test Plot 1#: GSM 850_Head Left Cheek_Middle**DUT: 4G Smart Phone; Type: Elite 5T; Serial: 18011500439**

Communication System: Generic GSM; Frequency: 836.6 MHz; Duty Cycle: 1:8
Medium parameters used: $f = 836.6$ MHz; $\sigma = 0.879$ S/m; $\epsilon_r = 42.339$; $\rho = 1000$ kg/m³ ;
Phantom section: Left Section

DASY5 Configuration:

- Probe: ES3DV2 - SN3019; ConvF(6.57, 6.57, 6.57); Calibrated: 2017/10/30;
- Sensor-Surface: 4mm (Mechanical Surface Detection)
- Electronics: DAE4 Sn772; Calibrated: 2017/10/9
- Phantom: Twin SAM; Type: Twin SAM V5.0; Serial: 1412
- Measurement SW: DASY52, Version 52.8 (8);

Area Scan (111x71x1): Interpolated grid: dx=1.500 mm, dy=1.500 mm

Maximum value of SAR (interpolated) = 0.392 W/kg


Zoom Scan (5x5x7)/Cube 0: Measurement grid: dx=8mm, dy=8mm, dz=5mm

Reference Value = 7.255 V/m; Power Drift = 0.19 dB

Peak SAR (extrapolated) = 0.458 W/kg

SAR(1 g) = 0.386 W/kg; SAR(10 g) = 0.311 W/kg

Maximum value of SAR (measured) = 0.401 W/kg



0 dB = 0.401 W/kg = -3.97 dBW/kg

Test Plot 2#: GSM 850_Head Left Tilt_Middle**DUT: 4G Smart Phone; Type: Elite 5T; Serial: 18011500439**

Communication System: Generic GSM; Frequency: 836.6 MHz; Duty Cycle: 1:8
Medium parameters used: $f = 836.6$ MHz; $\sigma = 0.879$ S/m; $\epsilon_r = 42.339$; $\rho = 1000$ kg/m³ ;
Phantom section: Left Section

DASY5 Configuration:

- Probe: ES3DV2 - SN3019; ConvF(6.57, 6.57, 6.57); Calibrated: 2017/10/30;
- Sensor-Surface: 4mm (Mechanical Surface Detection)
- Electronics: DAE4 Sn772; Calibrated: 2017/10/9
- Phantom: Twin SAM; Type: Twin SAM V5.0; Serial: 1412
- Measurement SW: DASY52, Version 52.8 (8);

Area Scan (111x71x1): Interpolated grid: dx=1.500 mm, dy=1.500 mm

Maximum value of SAR (interpolated) = 0.233 W/kg


Zoom Scan (5x5x7)/Cube 0: Measurement grid: dx=8mm, dy=8mm, dz=5mm

Reference Value = 9.839 V/m; Power Drift = 0.19 dB

Peak SAR (extrapolated) = 0.264 W/kg

SAR(1 g) = 0.223 W/kg; SAR(10 g) = 0.176 W/kg

Maximum value of SAR (measured) = 0.232 W/kg



0 dB = 0.232 W/kg = -6.35 dBW/kg

Test Plot 3#: GSM 850_Head Right Cheek_Middle**DUT: 4G Smart Phone; Type: Elite 5T; Serial: 18011500439**

Communication System: Generic GSM; Frequency: 836.6 MHz; Duty Cycle: 1:8
Medium parameters used: $f = 836.6$ MHz; $\sigma = 0.879$ S/m; $\epsilon_r = 42.339$; $\rho = 1000$ kg/m³ ;
Phantom section: Right Section

DASY5 Configuration:

- Probe: ES3DV2 - SN3019; ConvF(6.57, 6.57, 6.57); Calibrated: 2017/10/30;
- Sensor-Surface: 4mm (Mechanical Surface Detection)
- Electronics: DAE4 Sn772; Calibrated: 2017/10/9
- Phantom: Twin SAM; Type: Twin SAM V5.0; Serial: 1412
- Measurement SW: DASY52, Version 52.8 (8);

Area Scan (111x71x1): Interpolated grid: dx=1.500 mm, dy=1.500 mm

Maximum value of SAR (interpolated) = 0.389 W/kg


Zoom Scan (5x5x7)/Cube 0: Measurement grid: dx=8mm, dy=8mm, dz=5mm

Reference Value = 8.995 V/m; Power Drift = 0.02 dB

Peak SAR (extrapolated) = 0.424 W/kg

SAR(1 g) = 0.367 W/kg; SAR(10 g) = 0.297 W/kg

Maximum value of SAR (measured) = 0.378 W/kg



0 dB = 0.378 W/kg = -4.23 dBW/kg

Test Plot 4#: GSM 850_Head Right Tilt_Middle**DUT: 4G Smart Phone; Type: Elite 5T; Serial: 18011500439**

Communication System: Generic GSM; Frequency: 836.6 MHz; Duty Cycle: 1:8
Medium parameters used: $f = 836.6$ MHz; $\sigma = 0.879$ S/m; $\epsilon_r = 42.339$; $\rho = 1000$ kg/m³ ;
Phantom section: Right Section

DASY5 Configuration:

- Probe: ES3DV2 - SN3019; ConvF(6.57, 6.57, 6.57); Calibrated: 2017/10/30;
- Sensor-Surface: 4mm (Mechanical Surface Detection)
- Electronics: DAE4 Sn772; Calibrated: 2017/10/9
- Phantom: Twin SAM; Type: Twin SAM V5.0; Serial: 1412
- Measurement SW: DASY52, Version 52.8 (8);

Area Scan (111x71x1): Interpolated grid: dx=1.500 mm, dy=1.500 mm

Maximum value of SAR (interpolated) = 0.268 W/kg


Zoom Scan (5x5x7)/Cube 0: Measurement grid: dx=8mm, dy=8mm, dz=5mm

Reference Value = 12.86 V/m; Power Drift = 0.08 dB

Peak SAR (extrapolated) = 0.300 W/kg

SAR(1 g) = 0.255 W/kg; SAR(10 g) = 0.203 W/kg

Maximum value of SAR (measured) = 0.265 W/kg



0 dB = 0.265 W/kg = -5.77 dBW/kg

Test Plot 5#: GSM 850_Body Worn Back_Middle**DUT: 4G Smart Phone; Type: Elite 5T; Serial: 18011500439**

Communication System: Generic GSM; Frequency: 836.6 MHz; Duty Cycle: 1:8
Medium parameters used: $f = 836.6$ MHz; $\sigma = 0.955$ S/m; $\epsilon_r = 57.224$; $\rho = 1000$ kg/m³ ;
Phantom section: Right Section

DASY5 Configuration:

- Probe: ES3DV2 - SN3019; ConvF(6.42, 6.42, 6.42); Calibrated: 2017/10/30;
- Sensor-Surface: 4mm (Mechanical Surface Detection)
- Electronics: DAE4 Sn772; Calibrated: 2017/10/9
- Phantom: Triple Flat Phantom 5.1C; Type: QD 000 P51 CA; Serial: 1130
- Measurement SW: DASY52, Version 52.8 (8);

Area Scan (111x61x1): Interpolated grid: dx=1.500 mm, dy=1.500 mm

Maximum value of SAR (interpolated) = 0.634 W/kg


Zoom Scan (5x5x7)/Cube 0: Measurement grid: dx=8mm, dy=8mm, dz=5mm

Reference Value = 25.28 V/m; Power Drift = -0.03 dB

Peak SAR (extrapolated) = 0.761 W/kg

SAR(1 g) = 0.609 W/kg; SAR(10 g) = 0.465 W/kg

Maximum value of SAR (measured) = 0.640 W/kg



Test Plot 6#: GSM 850_Body Back_Middle**DUT: 4G Smart Phone; Type: Elite 5T; Serial: 18011500439**

Communication System: Generic GPRS; Frequency: 836.6 MHz; Duty Cycle: 1:2.66
Medium parameters used: $f = 836.6$ MHz; $\sigma = 0.955$ S/m; $\epsilon_r = 57.224$; $\rho = 1000$ kg/m³ ;
Phantom section: Right Section

DASY5 Configuration:

- Probe: ES3DV2 - SN3019; ConvF(6.42, 6.42, 6.42); Calibrated: 2017/10/30;
- Sensor-Surface: 4mm (Mechanical Surface Detection)
- Electronics: DAE4 Sn772; Calibrated: 2017/10/9
- Phantom: Triple Flat Phantom 5.1C; Type: QD 000 P51 CA; Serial: 1130
- Measurement SW: DASY52, Version 52.8 (8);

Area Scan (111x61x1): Interpolated grid: dx=1.500 mm, dy=1.500 mm

Maximum value of SAR (interpolated) = 0.680 W/kg


Zoom Scan (5x5x7)/Cube 0: Measurement grid: dx=8mm, dy=8mm, dz=5mm

Reference Value = 26.47 V/m; Power Drift = -0.10 dB

Peak SAR (extrapolated) = 0.825 W/kg

SAR(1 g) = 0.645 W/kg; SAR(10 g) = 0.491 W/kg

Maximum value of SAR (measured) = 0.678 W/kg



Test Plot 7#: GSM 850_Body Left_Middle**DUT: 4G Smart Phone; Type: Elite 5T; Serial: 18011500439**

Communication System: Generic GPRS; Frequency: 836.6 MHz; Duty Cycle: 1:2.66
Medium parameters used: $f = 836.6$ MHz; $\sigma = 0.955$ S/m; $\epsilon_r = 57.224$; $\rho = 1000$ kg/m³ ;
Phantom section: Right Section

DASY5 Configuration:

- Probe: ES3DV2 - SN3019; ConvF(6.42, 6.42, 6.42); Calibrated: 2017/10/30;
- Sensor-Surface: 4mm (Mechanical Surface Detection)
- Electronics: DAE4 Sn772; Calibrated: 2017/10/9
- Phantom: Triple Flat Phantom 5.1C; Type: QD 000 P51 CA; Serial: 1130
- Measurement SW: DASY52, Version 52.8 (8);

Area Scan (111x51x1): Interpolated grid: dx=1.500 mm, dy=1.500 mm

Maximum value of SAR (interpolated) = 0.531 W/kg


Zoom Scan (5x5x7)/Cube 0: Measurement grid: dx=8mm, dy=8mm, dz=5mm

Reference Value = 21.52 V/m; Power Drift = -0.07 dB

Peak SAR (extrapolated) = 0.730 W/kg

SAR(1 g) = 0.506 W/kg; SAR(10 g) = 0.353 W/kg

Maximum value of SAR (measured) = 0.530 W/kg



Test Plot 8#: GSM 850_Body Right_Middle**DUT: 4G Smart Phone; Type: Elite 5T; Serial: 18011500439**

Communication System: Generic GPRS; Frequency: 836.6 MHz; Duty Cycle: 1:2.66
Medium parameters used: $f = 836.6$ MHz; $\sigma = 0.955$ S/m; $\epsilon_r = 57.224$; $\rho = 1000$ kg/m³ ;
Phantom section: Right Section

DASY5 Configuration:

- Probe: ES3DV2 - SN3019; ConvF(6.42, 6.42, 6.42); Calibrated: 2017/10/30;
- Sensor-Surface: 4mm (Mechanical Surface Detection)
- Electronics: DAE4 Sn772; Calibrated: 2017/10/9
- Phantom: Triple Flat Phantom 5.1C; Type: QD 000 P51 CA; Serial: 1130
- Measurement SW: DASY52, Version 52.8 (8);

Area Scan (111x51x1): Interpolated grid: dx=1.500 mm, dy=1.500 mm

Maximum value of SAR (interpolated) = 0.393 W/kg


Zoom Scan (5x5x7)/Cube 0: Measurement grid: dx=8mm, dy=8mm, dz=5mm

Reference Value = 16.26 V/m; Power Drift = 0.07 dB

Peak SAR (extrapolated) = 0.514 W/kg

SAR(1 g) = 0.367 W/kg; SAR(10 g) = 0.259 W/kg

Maximum value of SAR (measured) = 0.395 W/kg



Test Plot 9#: GSM 850_Body Bottom_Middle**DUT: 4G Smart Phone; Type: Elite 5T; Serial: 18011500439**

Communication System: Generic GPRS; Frequency: 836.6 MHz; Duty Cycle: 1:2.66
Medium parameters used: $f = 836.6$ MHz; $\sigma = 0.955$ S/m; $\epsilon_r = 57.224$; $\rho = 1000$ kg/m³ ;
Phantom section: Right Section

DASY5 Configuration:

- Probe: ES3DV2 - SN3019; ConvF(6.42, 6.42, 6.42); Calibrated: 2017/10/30;
- Sensor-Surface: 4mm (Mechanical Surface Detection)
- Electronics: DAE4 Sn772; Calibrated: 2017/10/9
- Phantom: Triple Flat Phantom 5.1C; Type: QD 000 P51 CA; Serial: 1130
- Measurement SW: DASY52, Version 52.8 (8);

Area Scan (61x61x1): Interpolated grid: dx=1.500 mm, dy=1.500 mm

Maximum value of SAR (interpolated) = 0.125 W/kg


Zoom Scan (5x5x7)/Cube 0: Measurement grid: dx=8mm, dy=8mm, dz=5mm

Reference Value = 9.891 V/m; Power Drift = 0.19 dB

Peak SAR (extrapolated) = 0.183 W/kg

SAR(1 g) = 0.114 W/kg; SAR(10 g) = 0.070 W/kg

Maximum value of SAR (measured) = 0.126 W/kg



Test Plot 10#: GSM 1900_Head Left Cheek_Middle**DUT: 4G Smart Phone; Type: Elite 5T; Serial: 18011500439**

Communication System: Generic GSM; Frequency: 1880 MHz; Duty Cycle: 1:8
Medium parameters used: $f = 1880$ MHz; $\sigma = 1.372$ S/m; $\epsilon_r = 40.4$; $\rho = 1000$ kg/m³ ;
Phantom section: Left Section

DASY5 Configuration:

- Probe: ES3DV2 - SN3019; ConvF(4.93, 4.93, 4.93); Calibrated: 2017/10/30;
- Sensor-Surface: 4mm (Mechanical Surface Detection)
- Electronics: DAE4 Sn772; Calibrated: 2017/10/9
- Phantom: Twin SAM; Type: Twin SAM V5.0; Serial: 1412
- Measurement SW: DASY52, Version 52.8 (8);

Area Scan (111x71x1): Interpolated grid: dx=1.500 mm, dy=1.500 mm

Maximum value of SAR (interpolated) = 0.166 W/kg


Zoom Scan (5x5x7)/Cube 0: Measurement grid: dx=8mm, dy=8mm, dz=5mm

Reference Value = 4.625 V/m; Power Drift = -0.02 dB

Peak SAR (extrapolated) = 0.234 W/kg

SAR(1 g) = 0.156 W/kg; SAR(10 g) = 0.098 W/kg

Maximum value of SAR (measured) = 0.169 W/kg



0 dB = 0.169 W/kg = -7.72 dBW/kg

Test Plot 11#: GSM 1900_Head Left Tilt_Middle**DUT: 4G Smart Phone; Type: Elite 5T; Serial: 18011500439**

Communication System: Generic GSM; Frequency: 1880 MHz; Duty Cycle: 1:8
Medium parameters used: $f = 1880$ MHz; $\sigma = 1.372$ S/m; $\epsilon_r = 40.4$; $\rho = 1000$ kg/m³ ;
Phantom section: Left Section

DASY5 Configuration:

- Probe: ES3DV2 - SN3019; ConvF(4.93, 4.93, 4.93); Calibrated: 2017/10/30;
- Sensor-Surface: 4mm (Mechanical Surface Detection)
- Electronics: DAE4 Sn772; Calibrated: 2017/10/9
- Phantom: Twin SAM; Type: Twin SAM V5.0; Serial: 1412
- Measurement SW: DASY52, Version 52.8 (8);

Area Scan (111x71x1): Interpolated grid: dx=1.500 mm, dy=1.500 mm

Maximum value of SAR (interpolated) = 0.0671 W/kg


Zoom Scan (6x6x7)/Cube 0: Measurement grid: dx=8mm, dy=8mm, dz=5mm

Reference Value = 6.077 V/m; Power Drift = 0.02 dB

Peak SAR (extrapolated) = 0.0910 W/kg

SAR(1 g) = 0.055 W/kg; SAR(10 g) = 0.038 W/kg

Maximum value of SAR (measured) = 0.0593 W/kg



0 dB = 0.0593 W/kg = -12.27 dBW/kg

Test Plot 12#: GSM 1900_Head Right Cheek_Middle**DUT: 4G Smart Phone; Type: Elite 5T; Serial: 18011500439**

Communication System: Generic GSM; Frequency: 1880 MHz; Duty Cycle: 1:8
Medium parameters used: $f = 1880$ MHz; $\sigma = 1.372$ S/m; $\epsilon_r = 40.4$; $\rho = 1000$ kg/m³ ;
Phantom section: Right Section

DASY5 Configuration:

- Probe: ES3DV2 - SN3019; ConvF(4.93, 4.93, 4.93); Calibrated: 2017/10/30;
- Sensor-Surface: 4mm (Mechanical Surface Detection)
- Electronics: DAE4 Sn772; Calibrated: 2017/10/9
- Phantom: Twin SAM; Type: Twin SAM V5.0; Serial: 1412
- Measurement SW: DASY52, Version 52.8 (8);

Area Scan (111x71x1): Interpolated grid: dx=1.500 mm, dy=1.500 mm

Maximum value of SAR (interpolated) = 0.253 W/kg


Zoom Scan (6x6x7)/Cube 0: Measurement grid: dx=8mm, dy=8mm, dz=5mm

Reference Value = 7.259 V/m; Power Drift = -0.12 dB

Peak SAR (extrapolated) = 0.343 W/kg

SAR(1 g) = 0.225 W/kg; SAR(10 g) = 0.148 W/kg

Maximum value of SAR (measured) = 0.240 W/kg



0 dB = 0.240 W/kg = -6.20 dBW/kg

Test Plot 13#: GSM 1900_Head Right Tilt_Middle**DUT: 4G Smart Phone; Type: Elite 5T; Serial: 18011500439**

Communication System: Generic GSM; Frequency: 1880 MHz; Duty Cycle: 1:8
Medium parameters used: $f = 1880$ MHz; $\sigma = 1.372$ S/m; $\epsilon_r = 40.4$; $\rho = 1000$ kg/m³ ;
Phantom section: Right Section

DASY5 Configuration:

- Probe: ES3DV2 - SN3019; ConvF(4.93, 4.93, 4.93); Calibrated: 2017/10/30;
- Sensor-Surface: 4mm (Mechanical Surface Detection)
- Electronics: DAE4 Sn772; Calibrated: 2017/10/9
- Phantom: Twin SAM; Type: Twin SAM V5.0; Serial: 1412
- Measurement SW: DASY52, Version 52.8 (8);

Area Scan (111x71x1): Interpolated grid: dx=1.500 mm, dy=1.500 mm

Maximum value of SAR (interpolated) = 0.0938 W/kg

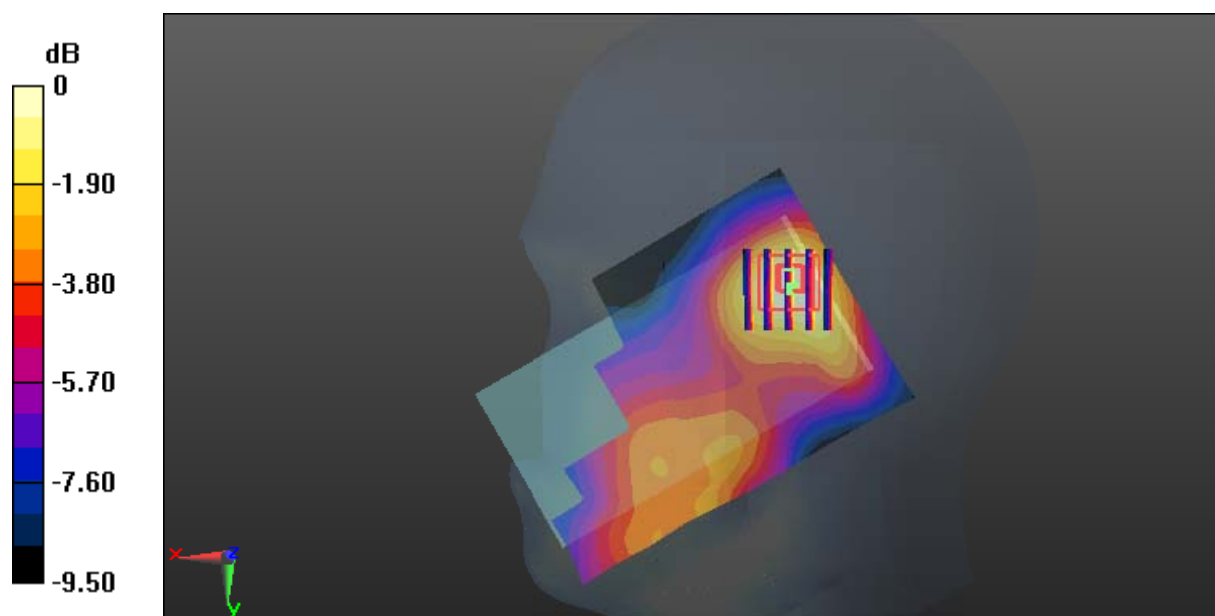
Zoom Scan (5x5x7)/Cube 0: Measurement grid: dx=8mm, dy=8mm, dz=5mm

Reference Value = 7.729 V/m; Power Drift = 0.07 dB

Peak SAR (extrapolated) = 0.127 W/kg

SAR(1 g) = 0.085 W/kg; SAR(10 g) = 0.054 W/kg

Maximum value of SAR (measured) = 0.0913 W/kg



0 dB = 0.0913 W/kg = -10.40 dBW/kg

Test Plot 14#: GSM 1900_Body Worn Back_Middle

DUT: 4G Smart Phone; Type: Elite 5T; Serial: 18011500439

Communication System: Generic GSM; Frequency: 1880 MHz; Duty Cycle: 1:8
 Medium parameters used: $f = 1880 \text{ MHz}$; $\sigma = 1.485 \text{ S/m}$; $\epsilon_r = 54.183$; $\rho = 1000 \text{ kg/m}^3$;
 Phantom section: Left Section

DASY5 Configuration:

- Probe: ES3DV2 - SN3019; ConvF(4.65, 4.65, 4.65); Calibrated: 2017/10/30;
- Sensor-Surface: 4mm (Mechanical Surface Detection)
- Electronics: DAE4 Sn772; Calibrated: 2017/10/9
- Phantom: Triple Flat Phantom 5.1C; Type: QD 000 P51 CA; Serial: 1130
- Measurement SW: DASY52, Version 52.8 (8);

Area Scan (111x61x1): Interpolated grid: $dx=1.500 \text{ mm}$, $dy=1.500 \text{ mm}$

Maximum value of SAR (interpolated) = 0.281 W/kg

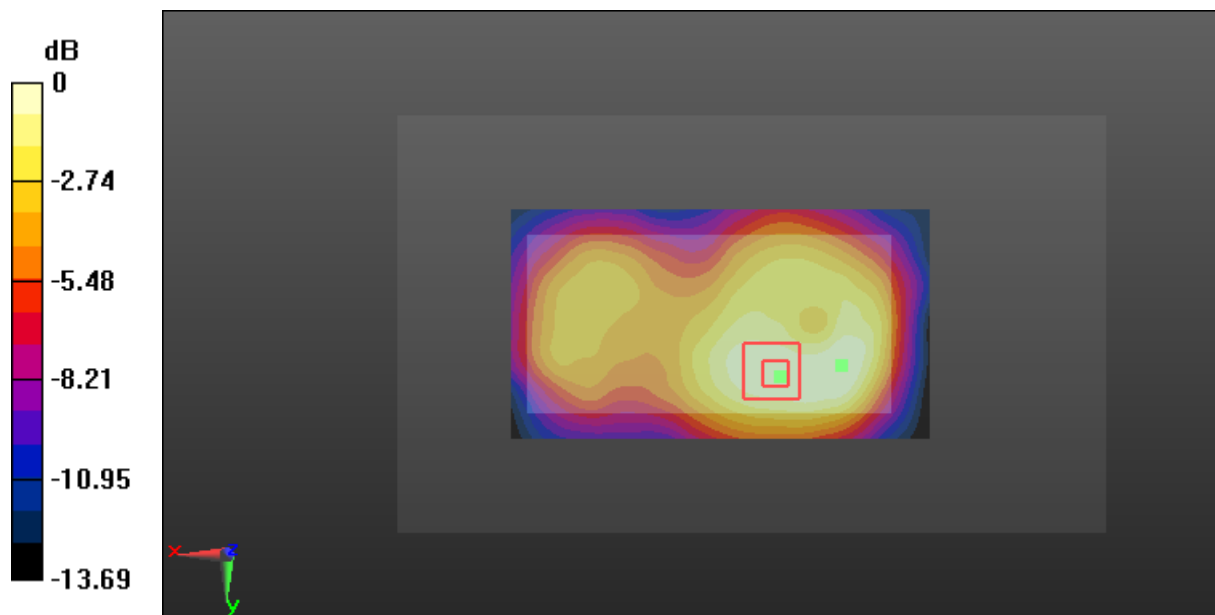
Zoom Scan (8x6x7)/Cube 0: Measurement grid: $dx=8\text{mm}$, $dy=8\text{mm}$, $dz=5\text{mm}$

Reference Value = 11.25 V/m; Power Drift = 0.00 dB

Peak SAR (extrapolated) = 0.419 W/kg

SAR(1 g) = 0.237 W/kg; SAR(10 g) = 0.146 W/kg

Maximum value of SAR (measured) = 0.253 W/kg



0 dB = 0.253 W/kg = -5.97 dBW/kg

Test Plot 15#: GSM 1900_Body Back_Middle**DUT: 4G Smart Phone; Type: Elite 5T; Serial: 18011500439**

Communication System: Generic GPRS; Frequency: 1880 MHz; Duty Cycle: 1:2.66
Medium parameters used: $f = 1880$ MHz; $\sigma = 1.485$ S/m; $\epsilon_r = 54.183$; $\rho = 1000$ kg/m³ ;
Phantom section: Left Section

DASY5 Configuration:

- Probe: ES3DV2 - SN3019; ConvF(4.65, 4.65, 4.65); Calibrated: 2017/10/30;
- Sensor-Surface: 4mm (Mechanical Surface Detection)
- Electronics: DAE4 Sn772; Calibrated: 2017/10/9
- Phantom: Triple Flat Phantom 5.1C; Type: QD 000 P51 CA; Serial: 1130
- Measurement SW: DASY52, Version 52.8 (8);

Area Scan (111x61x1): Interpolated grid: dx=1.500 mm, dy=1.500 mm

Maximum value of SAR (interpolated) = 0.293 W/kg

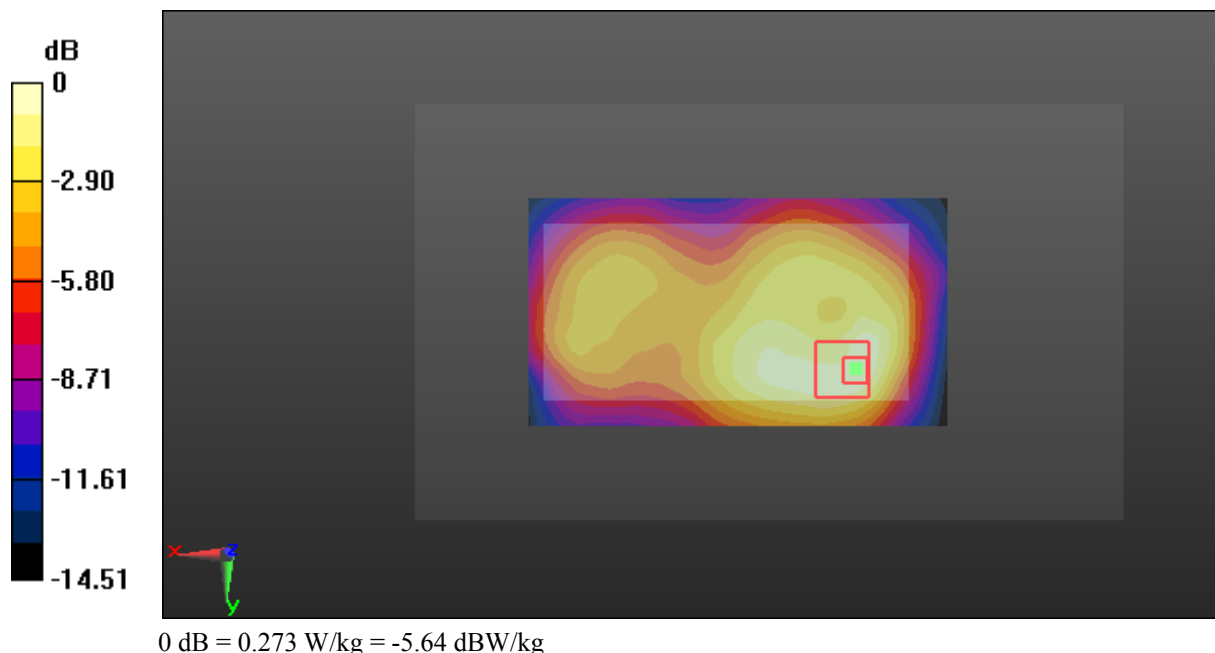
Zoom Scan (8x6x7)/Cube 0: Measurement grid: dx=8mm, dy=8mm, dz=5mm

Reference Value = 10.93 V/m; Power Drift = 0.02 dB

Peak SAR (extrapolated) = 0.468 W/kg

SAR(1 g) = 0.253 W/kg; SAR(10 g) = 0.150 W/kg

Maximum value of SAR (measured) = 0.273 W/kg



Test Plot 16#: GSM 1900_Body Left_Middle**DUT: 4G Smart Phone; Type: Elite 5T; Serial: 18011500439**

Communication System: Generic GPRS; Frequency: 1880 MHz; Duty Cycle: 1:2.66
Medium parameters used: $f = 1880$ MHz; $\sigma = 1.485$ S/m; $\epsilon_r = 54.183$; $\rho = 1000$ kg/m³ ;
Phantom section: Left Section

DASY5 Configuration:

- Probe: ES3DV2 - SN3019; ConvF(4.65, 4.65, 4.65); Calibrated: 2017/10/30;
- Sensor-Surface: 4mm (Mechanical Surface Detection)
- Electronics: DAE4 Sn772; Calibrated: 2017/10/9
- Phantom: Triple Flat Phantom 5.1C; Type: QD 000 P51 CA; Serial: 1130
- Measurement SW: DASY52, Version 52.8 (8);

Area Scan (121x51x1): Interpolated grid: dx=1.500 mm, dy=1.500 mm

Maximum value of SAR (interpolated) = 0.0453 W/kg


Zoom Scan (7x7x7)/Cube 0: Measurement grid: dx=8mm, dy=8mm, dz=5mm

Reference Value = 4.434 V/m; Power Drift = 0.09 dB

Peak SAR (extrapolated) = 0.0350 W/kg

SAR(1 g) = 0.028 W/kg; SAR(10 g) = 0.018 W/kg

Maximum value of SAR (measured) = 0.0308 W/kg



0 dB = 0.0308 W/kg = -15.11 dBW/kg

Test Plot 17#: GSM 1900_Body Right_Middle**DUT: 4G Smart Phone; Type: Elite 5T; Serial: 18011500439**

Communication System: Generic GPRS; Frequency: 1880 MHz; Duty Cycle: 1:2.66
Medium parameters used: $f = 1880$ MHz; $\sigma = 1.485$ S/m; $\epsilon_r = 54.183$; $\rho = 1000$ kg/m³ ;
Phantom section: Left Section

DASY5 Configuration:

- Probe: ES3DV2 - SN3019; ConvF(4.65, 4.65, 4.65); Calibrated: 2017/10/30;
- Sensor-Surface: 4mm (Mechanical Surface Detection)
- Electronics: DAE4 Sn772; Calibrated: 2017/10/9
- Phantom: Triple Flat Phantom 5.1C; Type: QD 000 P51 CA; Serial: 1130
- Measurement SW: DASY52, Version 52.8 (8);

Area Scan (121x51x1): Interpolated grid: $dx=1.500$ mm, $dy=1.500$ mm

Maximum value of SAR (interpolated) = 0.231 W/kg


Zoom Scan (6x6x7)/Cube 0: Measurement grid: $dx=8$ mm, $dy=8$ mm, $dz=5$ mm

Reference Value = 11.74 V/m; Power Drift = -0.01 dB

Peak SAR (extrapolated) = 0.336 W/kg

SAR(1 g) = 0.207 W/kg; SAR(10 g) = 0.123 W/kg

Maximum value of SAR (measured) = 0.222 W/kg



Test Plot 18#: GSM 1900_Body Bottom_Middle**DUT: 4G Smart Phone; Type: Elite 5T; Serial: 18011500439**

Communication System: Generic GPRS; Frequency: 1880 MHz; Duty Cycle: 1:2.66
Medium parameters used: $f = 1880$ MHz; $\sigma = 1.485$ S/m; $\epsilon_r = 54.183$; $\rho = 1000$ kg/m³ ;
Phantom section: Left Section

DASY5 Configuration:

- Probe: ES3DV2 - SN3019; ConvF(4.65, 4.65, 4.65); Calibrated: 2017/10/30;
- Sensor-Surface: 4mm (Mechanical Surface Detection)
- Electronics: DAE4 Sn772; Calibrated: 2017/10/9
- Phantom: Triple Flat Phantom 5.1C; Type: QD 000 P51 CA; Serial: 1130
- Measurement SW: DASY52, Version 52.8 (8);

Area Scan (61x61x1): Interpolated grid: dx=1.500 mm, dy=1.500 mm

Maximum value of SAR (interpolated) = 0.132 W/kg

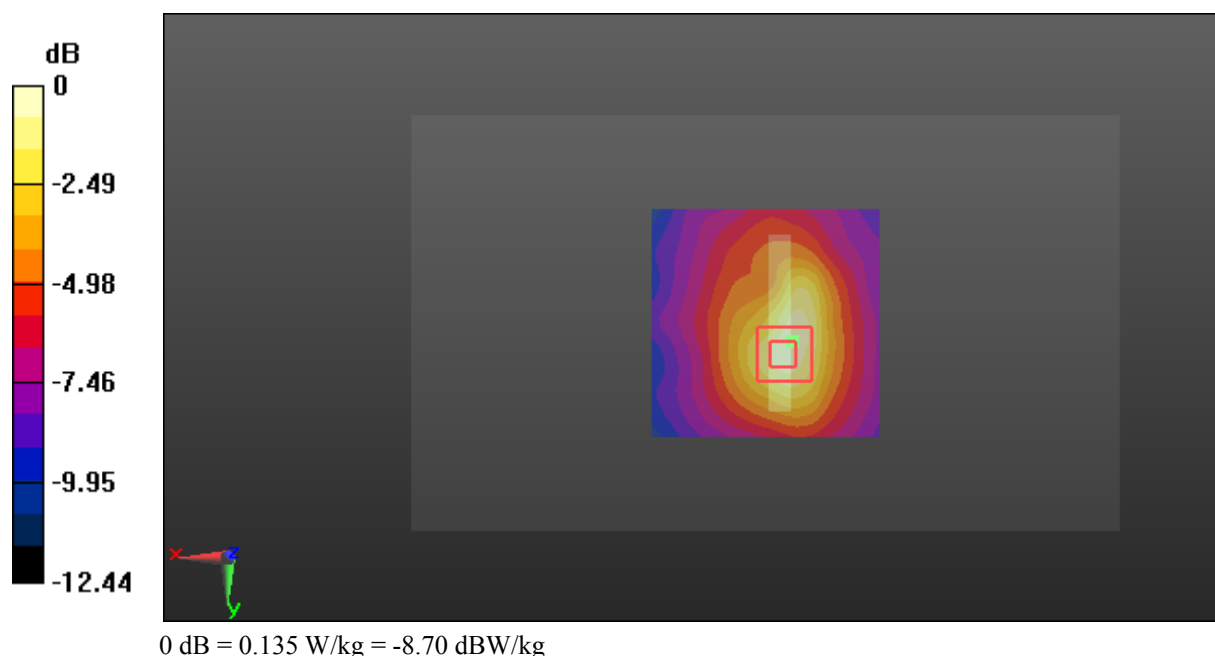
Zoom Scan (6x6x7)/Cube 0: Measurement grid: dx=8mm, dy=8mm, dz=5mm

Reference Value = 7.442 V/m; Power Drift = 0.03 dB

Peak SAR (extrapolated) = 0.222 W/kg

SAR(1 g) = 0.129 W/kg; SAR(10 g) = 0.074 W/kg

Maximum value of SAR (measured) = 0.135 W/kg



Test Plot 19#: WCDMA Band 2_Head Left Cheek_Middle**DUT: 4G Smart Phone; Type: Elite 5T; Serial: 18011500439**

Communication System: Generic WCDMA; Frequency: 1880 MHz; Duty Cycle: 1:1
Medium parameters used: $f = 1880$ MHz; $\sigma = 1.372$ S/m; $\epsilon_r = 40.4$; $\rho = 1000$ kg/m³ ;
Phantom section: Left Section

DASY5 Configuration:

- Probe: ES3DV2 - SN3019; ConvF(4.93, 4.93, 4.93); Calibrated: 2017/10/30;
- Sensor-Surface: 4mm (Mechanical Surface Detection)
- Electronics: DAE4 Sn772; Calibrated: 2017/10/9
- Phantom: Twin SAM; Type: Twin SAM V5.0; Serial: 1412
- Measurement SW: DASY52, Version 52.8 (8);

Area Scan (111x71x1): Interpolated grid: dx=1.500 mm, dy=1.500 mm

Maximum value of SAR (interpolated) = 0.319 W/kg


Zoom Scan (5x5x7)/Cube 0: Measurement grid: dx=8mm, dy=8mm, dz=5mm

Reference Value = 6.139 V/m; Power Drift = -0.13 dB

Peak SAR (extrapolated) = 0.445 W/kg

SAR(1 g) = 0.291 W/kg; SAR(10 g) = 0.181 W/kg

Maximum value of SAR (measured) = 0.315 W/kg



0 dB = 0.315 W/kg = -5.02 dBW/kg

Test Plot 20#: WCDMA Band 2_Head Left Tilt_Middle**DUT: 4G Smart Phone; Type: Elite 5T; Serial: 18011500439**

Communication System: Generic WCDMA; Frequency: 1880 MHz; Duty Cycle: 1:1
Medium parameters used: $f = 1880$ MHz; $\sigma = 1.372$ S/m; $\epsilon_r = 40.4$; $\rho = 1000$ kg/m³ ;
Phantom section: Left Section

DASY5 Configuration:

- Probe: ES3DV2 - SN3019; ConvF(4.93, 4.93, 4.93); Calibrated: 2017/10/30;
- Sensor-Surface: 4mm (Mechanical Surface Detection)
- Electronics: DAE4 Sn772; Calibrated: 2017/10/9
- Phantom: Twin SAM; Type: Twin SAM V5.0; Serial: 1412
- Measurement SW: DASY52, Version 52.8 (8);

Area Scan (111x71x1): Interpolated grid: dx=1.500 mm, dy=1.500 mm

Maximum value of SAR (interpolated) = 0.119 W/kg

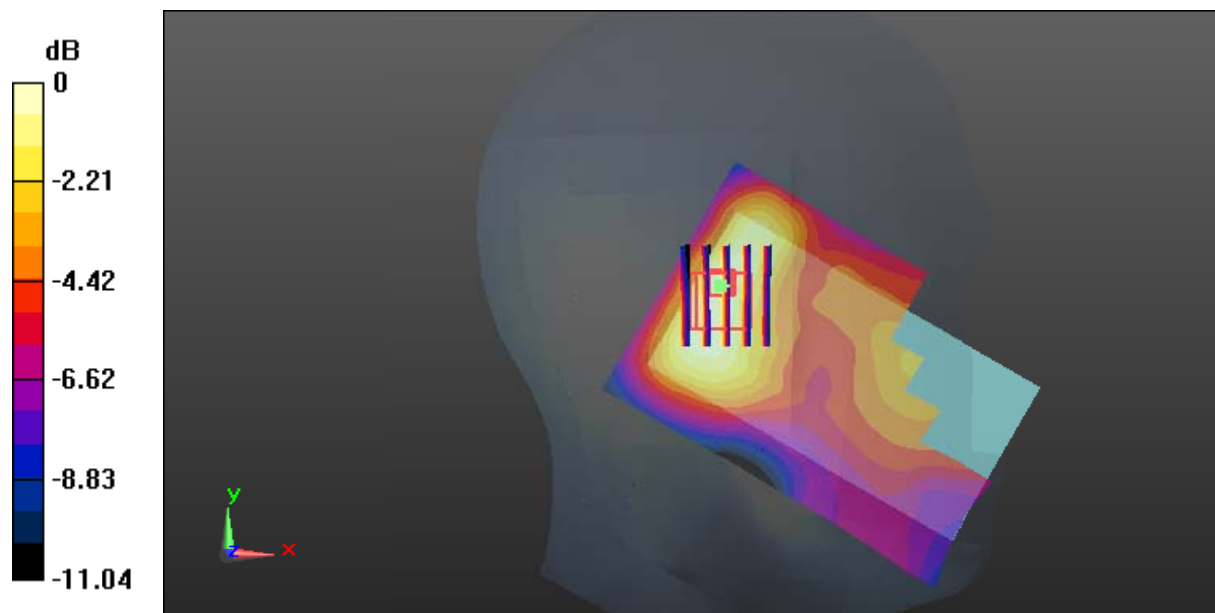
Zoom Scan (5x6x7)/Cube 0: Measurement grid: dx=8mm, dy=8mm, dz=5mm

Reference Value = 8.589 V/m; Power Drift = 0.06 dB

Peak SAR (extrapolated) = 0.144 W/kg

SAR(1 g) = 0.100 W/kg; SAR(10 g) = 0.064 W/kg

Maximum value of SAR (measured) = 0.109 W/kg



0 dB = 0.109 W/kg = -9.63 dBW/kg

Test Plot 21#: WCDMA Band 2_Head Right Cheek_Middle**DUT: 4G Smart Phone; Type: Elite 5T; Serial: 18011500439**

Communication System: Generic WCDMA; Frequency: 1880 MHz; Duty Cycle: 1:1
Medium parameters used: $f = 1880$ MHz; $\sigma = 1.372$ S/m; $\epsilon_r = 40.4$; $\rho = 1000$ kg/m³ ;
Phantom section: Right Section

DASY5 Configuration:

- Probe: ES3DV2 - SN3019; ConvF(4.93, 4.93, 4.93); Calibrated: 2017/10/30;
- Sensor-Surface: 4mm (Mechanical Surface Detection)
- Electronics: DAE4 Sn772; Calibrated: 2017/10/9
- Phantom: Twin SAM; Type: Twin SAM V5.0; Serial: 1412
- Measurement SW: DASY52, Version 52.8 (8);

Area Scan (111x71x1): Interpolated grid: dx=1.500 mm, dy=1.500 mm

Maximum value of SAR (interpolated) = 0.444 W/kg


Zoom Scan (5x5x7)/Cube 0: Measurement grid: dx=8mm, dy=8mm, dz=5mm

Reference Value = 7.305 V/m; Power Drift = -0.06 dB

Peak SAR (extrapolated) = 0.582 W/kg

SAR(1 g) = 0.366 W/kg; SAR(10 g) = 0.233 W/kg

Maximum value of SAR (measured) = 0.387 W/kg



0 dB = 0.387 W/kg = -4.12 dBW/kg

Test Plot 22#: WCDMA Band 2_Head Right Tilt_Middle**DUT: 4G Smart Phone; Type: Elite 5T; Serial: 18011500439**

Communication System: Generic WCDMA; Frequency: 1880 MHz; Duty Cycle: 1:1
Medium parameters used: $f = 1880$ MHz; $\sigma = 1.372$ S/m; $\epsilon_r = 40.4$; $\rho = 1000$ kg/m³ ;
Phantom section: Right Section

DASY5 Configuration:

- Probe: ES3DV2 - SN3019; ConvF(4.93, 4.93, 4.93); Calibrated: 2017/10/30;
- Sensor-Surface: 4mm (Mechanical Surface Detection)
- Electronics: DAE4 Sn772; Calibrated: 2017/10/9
- Phantom: Twin SAM; Type: Twin SAM V5.0; Serial: 1412
- Measurement SW: DASY52, Version 52.8 (8);

Area Scan (111x71x1): Interpolated grid: dx=1.500 mm, dy=1.500 mm

Maximum value of SAR (interpolated) = 0.158 W/kg

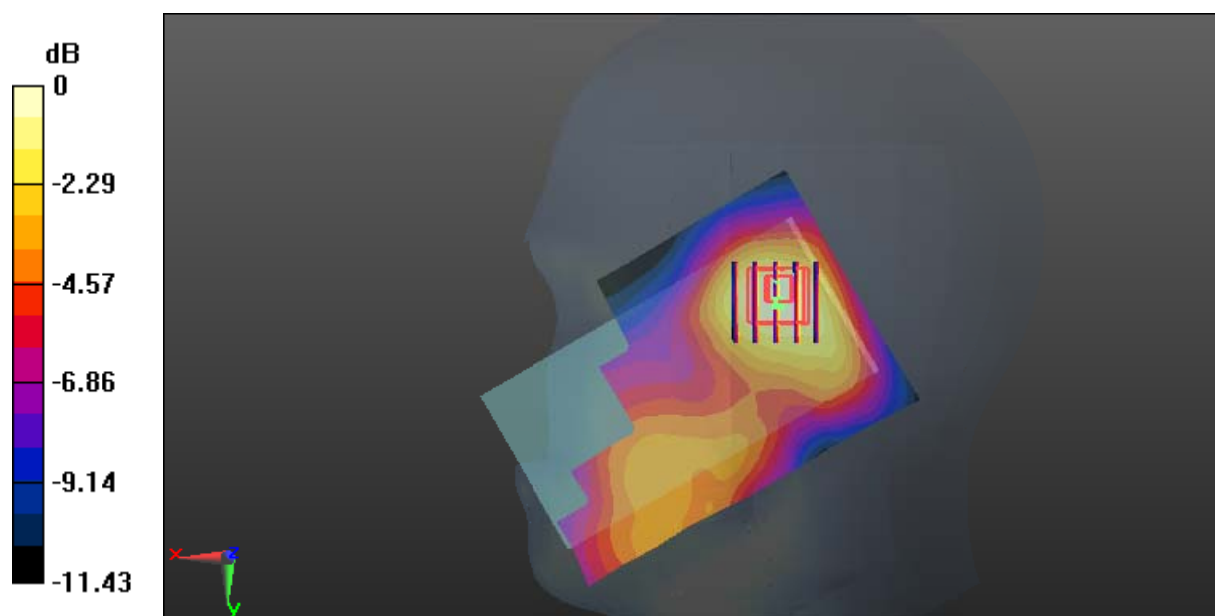
Zoom Scan (5x5x7)/Cube 0: Measurement grid: dx=8mm, dy=8mm, dz=5mm

Reference Value = 10.06 V/m; Power Drift = -0.02 dB

Peak SAR (extrapolated) = 0.219 W/kg

SAR(1 g) = 0.147 W/kg; SAR(10 g) = 0.093 W/kg

Maximum value of SAR (measured) = 0.159 W/kg



0 dB = 0.159 W/kg = -7.99 dBW/kg

Test Plot 23#: WCDMA Band 2_Body Back_Middle**DUT: 4G Smart Phone; Type: Elite 5T; Serial: 18011500439**

Communication System: Generic WCDMA; Frequency: 1880 MHz; Duty Cycle: 1:1
Medium parameters used: $f = 1880$ MHz; $\sigma = 1.485$ S/m; $\epsilon_r = 54.183$; $\rho = 1000$ kg/m³ ;
Phantom section: Left Section

DASY5 Configuration:

- Probe: ES3DV2 - SN3019; ConvF(4.65, 4.65, 4.65); Calibrated: 2017/10/30;
- Sensor-Surface: 4mm (Mechanical Surface Detection)
- Electronics: DAE4 Sn772; Calibrated: 2017/10/9
- Phantom: Triple Flat Phantom 5.1C; Type: QD 000 P51 CA; Serial: 1130
- Measurement SW: DASY52, Version 52.8 (8);

Area Scan (111x61x1): Interpolated grid: dx=1.500 mm, dy=1.500 mm

Maximum value of SAR (interpolated) = 0.452 W/kg

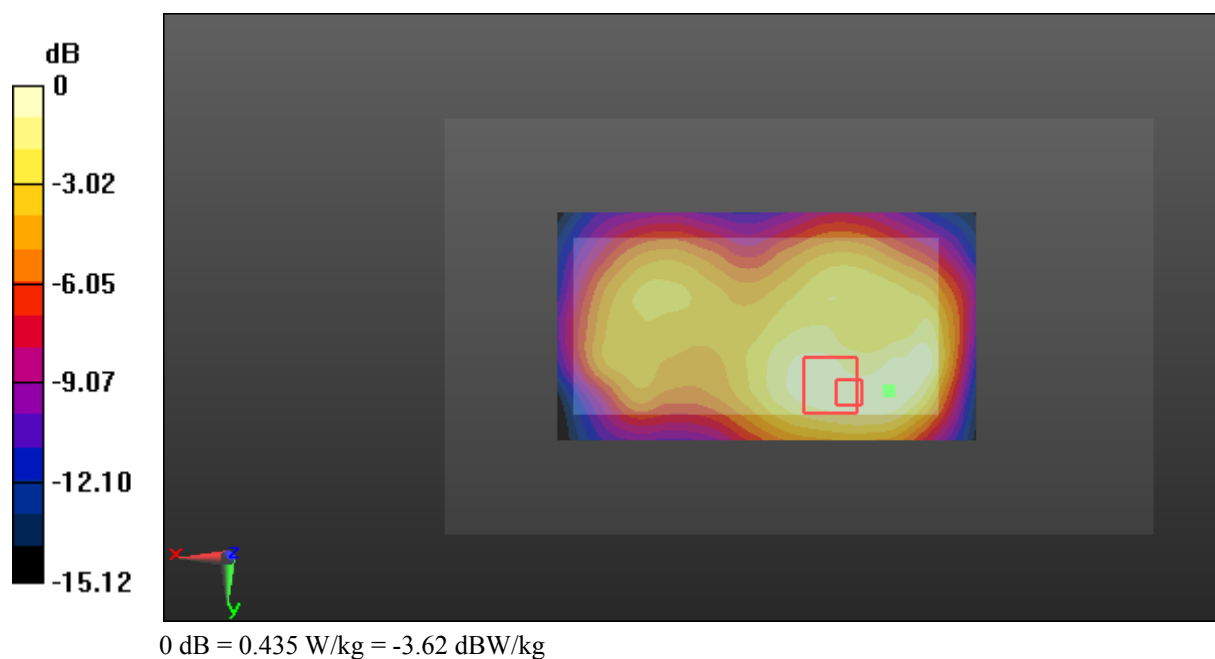
Zoom Scan (8x6x7)/Cube 0: Measurement grid: dx=8mm, dy=8mm, dz=5mm

Reference Value = 13.53 V/m; Power Drift = 0.14 dB

Peak SAR (extrapolated) = 0.713 W/kg

SAR(1 g) = 0.399 W/kg; SAR(10 g) = 0.243 W/kg

Maximum value of SAR (measured) = 0.435 W/kg



Test Plot 24#: WCDMA Band 2_Body Left_Middle**DUT: 4G Smart Phone; Type: Elite 5T; Serial: 18011500439**

Communication System: Generic WCDMA; Frequency: 1880 MHz; Duty Cycle: 1:1
Medium parameters used: $f = 1880$ MHz; $\sigma = 1.485$ S/m; $\epsilon_r = 54.183$; $\rho = 1000$ kg/m³ ;
Phantom section: Left Section

DASY5 Configuration:

- Probe: ES3DV2 - SN3019; ConvF(4.65, 4.65, 4.65); Calibrated: 2017/10/30;
- Sensor-Surface: 4mm (Mechanical Surface Detection)
- Electronics: DAE4 Sn772; Calibrated: 2017/10/9
- Phantom: Triple Flat Phantom 5.1C; Type: QD 000 P51 CA; Serial: 1130
- Measurement SW: DASY52, Version 52.8 (8);

Area Scan (121x51x1): Interpolated grid: dx=1.500 mm, dy=1.500 mm

Maximum value of SAR (interpolated) = 0.0485 W/kg


Zoom Scan (6x6x7)/Cube 0: Measurement grid: dx=8mm, dy=8mm, dz=5mm

Reference Value = 5.495 V/m; Power Drift = 0.17 dB

Peak SAR (extrapolated) = 0.0600 W/kg

SAR(1 g) = 0.042 W/kg; SAR(10 g) = 0.029 W/kg

Maximum value of SAR (measured) = 0.0449 W/kg



Test Plot 25#: WCDMA Band 2_Body Right_Middle**DUT: 4G Smart Phone; Type: Elite 5T; Serial: 18011500439**

Communication System: Generic WCDMA; Frequency: 1880 MHz; Duty Cycle: 1:1
Medium parameters used: $f = 1880$ MHz; $\sigma = 1.485$ S/m; $\epsilon_r = 54.183$; $\rho = 1000$ kg/m³ ;
Phantom section: Left Section

DASY5 Configuration:

- Probe: ES3DV2 - SN3019; ConvF(4.65, 4.65, 4.65); Calibrated: 2017/10/30;
- Sensor-Surface: 4mm (Mechanical Surface Detection)
- Electronics: DAE4 Sn772; Calibrated: 2017/10/9
- Phantom: Triple Flat Phantom 5.1C; Type: QD 000 P51 CA; Serial: 1130
- Measurement SW: DASY52, Version 52.8 (8);

Area Scan (111x51x1): Interpolated grid: dx=1.500 mm, dy=1.500 mm

Maximum value of SAR (interpolated) = 0.413 W/kg

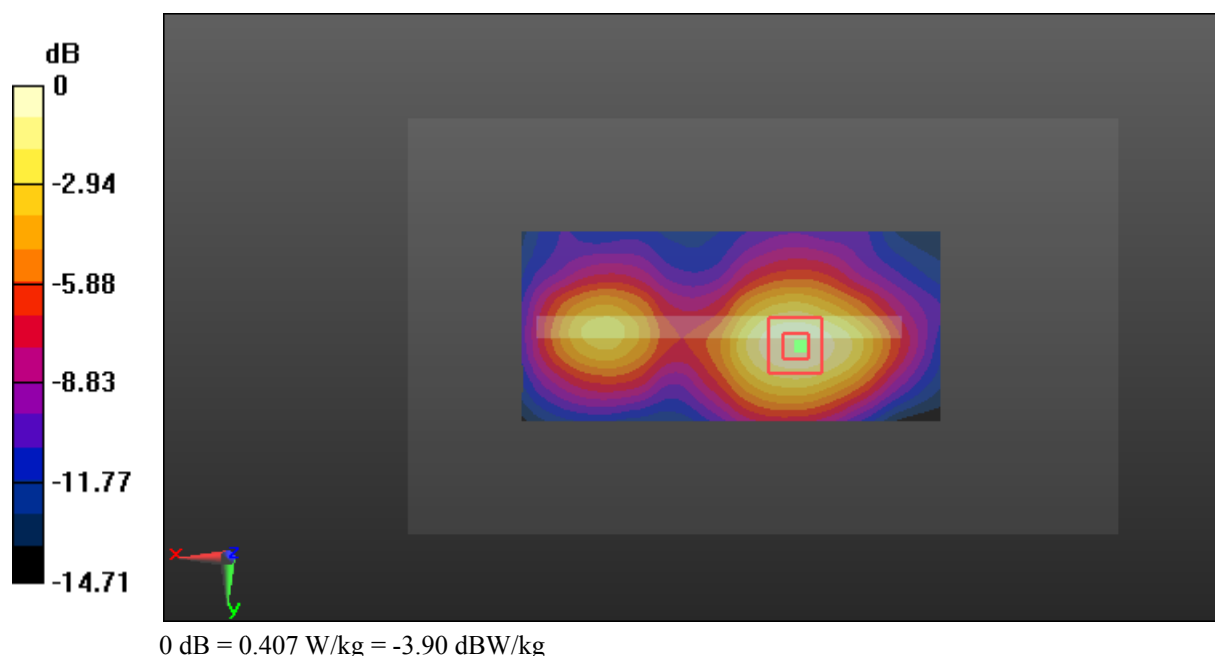
Zoom Scan (5x5x7)/Cube 0: Measurement grid: dx=8mm, dy=8mm, dz=5mm

Reference Value = 14.24 V/m; Power Drift = 0.03 dB

Peak SAR (extrapolated) = 0.642 W/kg

SAR(1 g) = 0.374 W/kg; SAR(10 g) = 0.217 W/kg

Maximum value of SAR (measured) = 0.407 W/kg



Test Plot 26#: WCDMA Band 2_Body Bottom_Middle**DUT: 4G Smart Phone; Type: Elite 5T; Serial: 18011500439**

Communication System: Generic WCDMA; Frequency: 1880 MHz; Duty Cycle: 1:1
Medium parameters used: $f = 1880$ MHz; $\sigma = 1.485$ S/m; $\epsilon_r = 54.183$; $\rho = 1000$ kg/m³ ;
Phantom section: Left Section

DASY5 Configuration:

- Probe: ES3DV2 - SN3019; ConvF(4.65, 4.65, 4.65); Calibrated: 2017/10/30;
- Sensor-Surface: 4mm (Mechanical Surface Detection)
- Electronics: DAE4 Sn772; Calibrated: 2017/10/9
- Phantom: Triple Flat Phantom 5.1C; Type: QD 000 P51 CA; Serial: 1130
- Measurement SW: DASY52, Version 52.8 (8);

Area Scan (61x61x1): Interpolated grid: dx=1.500 mm, dy=1.500 mm

Maximum value of SAR (interpolated) = 0.285 W/kg

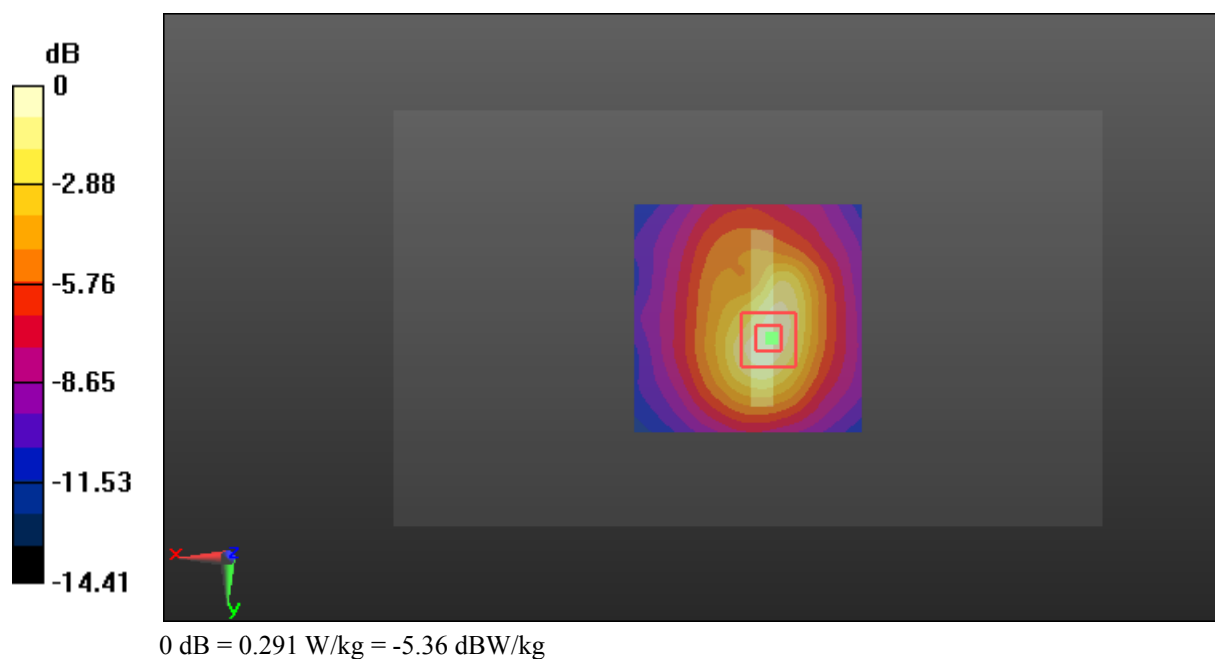
Zoom Scan (5x5x7)/Cube 0: Measurement grid: dx=8mm, dy=8mm, dz=5mm

Reference Value = 11.23 V/m; Power Drift = 0.18 dB

Peak SAR (extrapolated) = 0.445 W/kg

SAR(1 g) = 0.263 W/kg; SAR(10 g) = 0.149 W/kg

Maximum value of SAR (measured) = 0.291 W/kg



Test Plot 27#: WCDMA Band 5_Head Left Cheek_Middle**DUT: 4G Smart Phone; Type: Elite 5T; Serial: 18011500439**

Communication System: Generic WCDMA; Frequency: 836.6 MHz; Duty Cycle: 1:1
Medium parameters used: $f = 836.6$ MHz; $\sigma = 0.879$ S/m; $\epsilon_r = 42.339$; $\rho = 1000$ kg/m³ ;
Phantom section: Left Section

DASY5 Configuration:

- Probe: ES3DV2 - SN3019; ConvF(6.57, 6.57, 6.57); Calibrated: 2017/10/30;
- Sensor-Surface: 4mm (Mechanical Surface Detection)
- Electronics: DAE4 Sn772; Calibrated: 2017/10/9
- Phantom: Twin SAM; Type: Twin SAM V5.0; Serial: 1412
- Measurement SW: DASY52, Version 52.8 (8);

Area Scan (111x71x1): Interpolated grid: dx=1.500 mm, dy=1.500 mm

Maximum value of SAR (interpolated) = 0.326 W/kg


Zoom Scan (5x5x7)/Cube 0: Measurement grid: dx=8mm, dy=8mm, dz=5mm

Reference Value = 6.755 V/m; Power Drift = -0.05 dB

Peak SAR (extrapolated) = 0.383 W/kg

SAR(1 g) = 0.321 W/kg; SAR(10 g) = 0.259 W/kg

Maximum value of SAR (measured) = 0.331 W/kg



0 dB = 0.331 W/kg = -4.80 dBW/kg

Test Plot 28#: WCDMA Band 5_Head Left Tilt_Middle**DUT: 4G Smart Phone; Type: Elite 5T; Serial: 18011500439**

Communication System: Generic WCDMA; Frequency: 836.6 MHz; Duty Cycle: 1:1
Medium parameters used: $f = 836.6$ MHz; $\sigma = 0.879$ S/m; $\epsilon_r = 42.339$; $\rho = 1000$ kg/m³ ;
Phantom section: Left Section

DASY5 Configuration:

- Probe: ES3DV2 - SN3019; ConvF(6.57, 6.57, 6.57); Calibrated: 2017/10/30;
- Sensor-Surface: 4mm (Mechanical Surface Detection)
- Electronics: DAE4 Sn772; Calibrated: 2017/10/9
- Phantom: Twin SAM; Type: Twin SAM V5.0; Serial: 1412
- Measurement SW: DASY52, Version 52.8 (8);

Area Scan (111x71x1): Interpolated grid: dx=1.500 mm, dy=1.500 mm

Maximum value of SAR (interpolated) = 0.165 W/kg


Zoom Scan (5x5x7)/Cube 0: Measurement grid: dx=8mm, dy=8mm, dz=5mm

Reference Value = 8.976 V/m; Power Drift = -0.06 dB

Peak SAR (extrapolated) = 0.186 W/kg

SAR(1 g) = 0.158 W/kg; SAR(10 g) = 0.125 W/kg

Maximum value of SAR (measured) = 0.165 W/kg



0 dB = 0.165 W/kg = -7.83 dBW/kg

Test Plot 29#: WCDMA Band 5_Head Right Cheek_Middle**DUT: 4G Smart Phone; Type: Elite 5T; Serial: 18011500439**

Communication System: Generic WCDMA; Frequency: 836.6 MHz; Duty Cycle: 1:1
Medium parameters used: $f = 836.6$ MHz; $\sigma = 0.879$ S/m; $\epsilon_r = 42.339$; $\rho = 1000$ kg/m³ ;
Phantom section: Right Section

DASY5 Configuration:

- Probe: ES3DV2 - SN3019; ConvF(6.57, 6.57, 6.57); Calibrated: 2017/10/30;
- Sensor-Surface: 4mm (Mechanical Surface Detection)
- Electronics: DAE4 Sn772; Calibrated: 2017/10/9
- Phantom: Twin SAM; Type: Twin SAM V5.0; Serial: 1412
- Measurement SW: DASY52, Version 52.8 (8);

Area Scan (111x71x1): Interpolated grid: dx=1.500 mm, dy=1.500 mm

Maximum value of SAR (interpolated) = 0.307 W/kg


Zoom Scan (5x5x7)/Cube 0: Measurement grid: dx=8mm, dy=8mm, dz=5mm

Reference Value = 7.437 V/m; Power Drift = 0.09 dB

Peak SAR (extrapolated) = 0.330 W/kg

SAR(1 g) = 0.284 W/kg; SAR(10 g) = 0.229 W/kg

Maximum value of SAR (measured) = 0.293 W/kg



0 dB = 0.293 W/kg = -5.33 dBW/kg

Test Plot 30#: WCDMA Band 5_Head Right Tilt_Middle**DUT: 4G Smart Phone; Type: Elite 5T; Serial: 18011500439**

Communication System: Generic WCDMA; Frequency: 836.6 MHz; Duty Cycle: 1:1
Medium parameters used: $f = 836.6$ MHz; $\sigma = 0.879$ S/m; $\epsilon_r = 42.339$; $\rho = 1000$ kg/m³ ;
Phantom section: Right Section

DASY5 Configuration:

- Probe: ES3DV2 - SN3019; ConvF(6.57, 6.57, 6.57); Calibrated: 2017/10/30;
- Sensor-Surface: 4mm (Mechanical Surface Detection)
- Electronics: DAE4 Sn772; Calibrated: 2017/10/9
- Phantom: Twin SAM; Type: Twin SAM V5.0; Serial: 1412
- Measurement SW: DASY52, Version 52.8 (8);

Area Scan (111x71x1): Interpolated grid: dx=1.500 mm, dy=1.500 mm

Maximum value of SAR (interpolated) = 0.145 W/kg


Zoom Scan (5x5x7)/Cube 0: Measurement grid: dx=8mm, dy=8mm, dz=5mm

Reference Value = 9.639 V/m; Power Drift = -0.08 dB

Peak SAR (extrapolated) = 0.162 W/kg

SAR(1 g) = 0.138 W/kg; SAR(10 g) = 0.110 W/kg

Maximum value of SAR (measured) = 0.145 W/kg



0 dB = 0.145 W/kg = -8.39 dBW/kg

Test Plot 31#: WCDMA Band 5_Body Back_Middle**DUT: 4G Smart Phone; Type: Elite 5T; Serial: 18011500439**

Communication System: Generic WCDMA; Frequency: 836.6 MHz; Duty Cycle: 1:1
Medium parameters used: $f = 836.6$ MHz; $\sigma = 0.955$ S/m; $\epsilon_r = 57.224$; $\rho = 1000$ kg/m³ ;
Phantom section: Right Section

DASY5 Configuration:

- Probe: ES3DV2 - SN3019; ConvF(6.42, 6.42, 6.42); Calibrated: 2017/10/30;
- Sensor-Surface: 4mm (Mechanical Surface Detection)
- Electronics: DAE4 Sn772; Calibrated: 2017/10/9
- Phantom: Triple Flat Phantom 5.1C; Type: QD 000 P51 CA; Serial: 1130
- Measurement SW: DASY52, Version 52.8 (8);

Area Scan (111x61x1): Interpolated grid: dx=1.500 mm, dy=1.500 mm

Maximum value of SAR (interpolated) = 0.445 W/kg

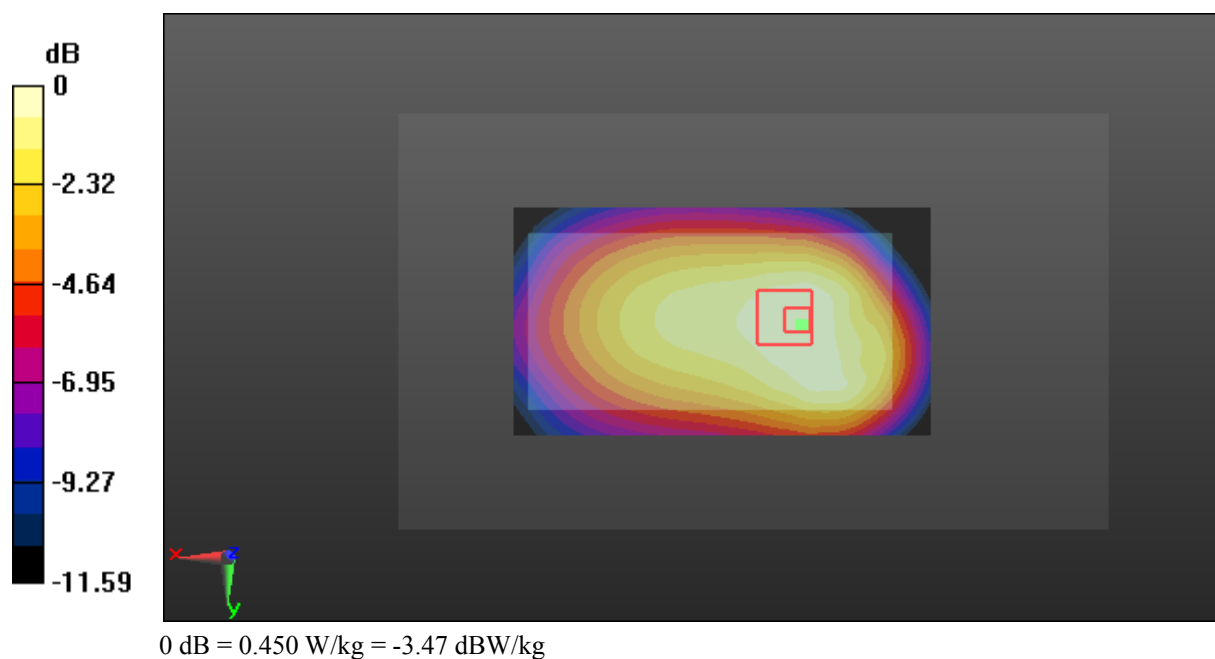
Zoom Scan (6x6x7)/Cube 0: Measurement grid: dx=8mm, dy=8mm, dz=5mm

Reference Value = 20.61 V/m; Power Drift = 0.01 dB

Peak SAR (extrapolated) = 0.609 W/kg

SAR(1 g) = 0.427 W/kg; SAR(10 g) = 0.306 W/kg

Maximum value of SAR (measured) = 0.450 W/kg



Test Plot 32#: WCDMA Band 5_Body Left_Middle**DUT: 4G Smart Phone; Type: Elite 5T; Serial: 18011500439**

Communication System: Generic WCDMA; Frequency: 836.6 MHz; Duty Cycle: 1:1
Medium parameters used: $f = 836.6$ MHz; $\sigma = 0.955$ S/m; $\epsilon_r = 57.224$; $\rho = 1000$ kg/m³ ;
Phantom section: Right Section

DASY5 Configuration:

- Probe: ES3DV2 - SN3019; ConvF(6.42, 6.42, 6.42); Calibrated: 2017/10/30;
- Sensor-Surface: 4mm (Mechanical Surface Detection)
- Electronics: DAE4 Sn772; Calibrated: 2017/10/9
- Phantom: Triple Flat Phantom 5.1C; Type: QD 000 P51 CA; Serial: 1130
- Measurement SW: DASY52, Version 52.8 (8);

Area Scan (111x51x1): Interpolated grid: dx=1.500 mm, dy=1.500 mm

Maximum value of SAR (interpolated) = 0.341 W/kg


Zoom Scan (5x5x7)/Cube 0: Measurement grid: dx=8mm, dy=8mm, dz=5mm

Reference Value = 17.18 V/m; Power Drift = -0.00 dB

Peak SAR (extrapolated) = 0.448 W/kg

SAR(1 g) = 0.324 W/kg; SAR(10 g) = 0.227 W/kg

Maximum value of SAR (measured) = 0.344 W/kg



Test Plot 33#: WCDMA Band 5_Body Right_Middle**DUT: 4G Smart Phone; Type: Elite 5T; Serial: 18011500439**

Communication System: Generic WCDMA; Frequency: 836.6 MHz; Duty Cycle: 1:1
Medium parameters used: $f = 836.6$ MHz; $\sigma = 0.955$ S/m; $\epsilon_r = 57.224$; $\rho = 1000$ kg/m³ ;
Phantom section: Right Section

DASY5 Configuration:

- Probe: ES3DV2 - SN3019; ConvF(6.42, 6.42, 6.42); Calibrated: 2017/10/30;
- Sensor-Surface: 4mm (Mechanical Surface Detection)
- Electronics: DAE4 Sn772; Calibrated: 2017/10/9
- Phantom: Triple Flat Phantom 5.1C; Type: QD 000 P51 CA; Serial: 1130
- Measurement SW: DASY52, Version 52.8 (8);

Area Scan (111x51x1): Interpolated grid: dx=1.500 mm, dy=1.500 mm

Maximum value of SAR (interpolated) = 0.245 W/kg


Zoom Scan (5x5x7)/Cube 0: Measurement grid: dx=8mm, dy=8mm, dz=5mm

Reference Value = 13.26 V/m; Power Drift = -0.06 dB

Peak SAR (extrapolated) = 0.310 W/kg

SAR(1 g) = 0.230 W/kg; SAR(10 g) = 0.163 W/kg

Maximum value of SAR (measured) = 0.244 W/kg



Test Plot 34#: WCDMA Band 5_Body Bottom_Middle**DUT: 4G Smart Phone; Type: Elite 5T; Serial: 18011500439**

Communication System: Generic WCDMA; Frequency: 836.6 MHz; Duty Cycle: 1:1
Medium parameters used: $f = 836.6$ MHz; $\sigma = 0.955$ S/m; $\epsilon_r = 57.224$; $\rho = 1000$ kg/m³ ;
Phantom section: Right Section

DASY5 Configuration:

- Probe: ES3DV2 - SN3019; ConvF(6.42, 6.42, 6.42); Calibrated: 2017/10/30;
- Sensor-Surface: 4mm (Mechanical Surface Detection)
- Electronics: DAE4 Sn772; Calibrated: 2017/10/9
- Phantom: Triple Flat Phantom 5.1C; Type: QD 000 P51 CA; Serial: 1130
- Measurement SW: DASY52, Version 52.8 (8);

Area Scan (61x61x1): Interpolated grid: dx=1.500 mm, dy=1.500 mm

Maximum value of SAR (interpolated) = 0.0908 W/kg


Zoom Scan (5x5x7)/Cube 0: Measurement grid: dx=8mm, dy=8mm, dz=5mm

Reference Value = 8.480 V/m; Power Drift = 0.11 dB

Peak SAR (extrapolated) = 0.138 W/kg

SAR(1 g) = 0.085 W/kg; SAR(10 g) = 0.052 W/kg

Maximum value of SAR (measured) = 0.0939 W/kg



Test Plot 35#: LTE Band 4_Head Left Cheek_Middle_1RB**DUT: 4G Smart Phone; Type: Elite 5T; Serial: 18011500439**

Communication System: Generic FDD-LTE; Frequency: 1732.5 MHz; Duty Cycle: 1:1
Medium parameters used: $f = 1732.5$ MHz; $\sigma = 1.346$ S/m; $\epsilon_r = 41.152$; $\rho = 1000$ kg/m³ ;
Phantom section: Left Section

DASY5 Configuration:

- Probe: ES3DV2 - SN3019; ConvF(5.13, 5.13, 5.13); Calibrated: 2017/10/30;
- Sensor-Surface: 4mm (Mechanical Surface Detection)
- Electronics: DAE4 Sn772; Calibrated: 2017/10/9
- Phantom: Twin SAM; Type: Twin SAM V5.0; Serial: 1412
- Measurement SW: DASY52, Version 52.8 (8);

Area Scan (111x61x1): Interpolated grid: dx=1.500 mm, dy=1.500 mm

Maximum value of SAR (interpolated) = 0.331 W/kg


Zoom Scan (5x5x7)/Cube 0: Measurement grid: dx=8mm, dy=8mm, dz=5mm

Reference Value = 6.893 V/m; Power Drift = 0.07 dB

Peak SAR (extrapolated) = 0.447 W/kg

SAR(1 g) = 0.313 W/kg; SAR(10 g) = 0.213 W/kg

Maximum value of SAR (measured) = 0.332 W/kg



0 dB = 0.332 W/kg = -4.79 dBW/kg

Test Plot 36#: LTE Band 4_Head Left Cheek_Middle_50%RB**DUT: 4G Smart Phone; Type: Elite 5T; Serial: 18011500439**

Communication System: Generic FDD-LTE; Frequency: 1732.5 MHz; Duty Cycle: 1:1
Medium parameters used: $f = 1732.5$ MHz; $\sigma = 1.346$ S/m; $\epsilon_r = 41.152$; $\rho = 1000$ kg/m³ ;
Phantom section: Left Section

DASY5 Configuration:

- Probe: ES3DV2 - SN3019; ConvF(5.13, 5.13, 5.13); Calibrated: 2017/10/30;
- Sensor-Surface: 4mm (Mechanical Surface Detection)
- Electronics: DAE4 Sn772; Calibrated: 2017/10/9
- Phantom: Twin SAM; Type: Twin SAM V5.0; Serial: 1412
- Measurement SW: DASY52, Version 52.8 (8);

Area Scan (111x61x1): Interpolated grid: dx=1.500 mm, dy=1.500 mm

Maximum value of SAR (interpolated) = 0.307 W/kg


Zoom Scan (5x5x7)/Cube 0: Measurement grid: dx=8mm, dy=8mm, dz=5mm

Reference Value = 6.890 V/m; Power Drift = 0.07 dB

Peak SAR (extrapolated) = 0.414 W/kg

SAR(1 g) = 0.289 W/kg; SAR(10 g) = 0.196 W/kg

Maximum value of SAR (measured) = 0.307 W/kg



0 dB = 0.307 W/kg = -5.13 dBW/kg

Test Plot 37#: LTE Band 4_Head Left Tilt_Middle_1RB**DUT: 4G Smart Phone; Type: Elite 5T; Serial: 18011500439**

Communication System: Generic FDD-LTE; Frequency: 1732.5 MHz; Duty Cycle: 1:1
Medium parameters used: $f = 1732.5$ MHz; $\sigma = 1.346$ S/m; $\epsilon_r = 41.152$; $\rho = 1000$ kg/m³ ;
Phantom section: Left Section

DASY5 Configuration:

- Probe: ES3DV2 - SN3019; ConvF(5.13, 5.13, 5.13); Calibrated: 2017/10/30;
- Sensor-Surface: 4mm (Mechanical Surface Detection)
- Electronics: DAE4 Sn772; Calibrated: 2017/10/9
- Phantom: Twin SAM; Type: Twin SAM V5.0; Serial: 1412
- Measurement SW: DASY52, Version 52.8 (8);

Area Scan (111x61x1): Interpolated grid: dx=1.500 mm, dy=1.500 mm

Maximum value of SAR (interpolated) = 0.164 W/kg

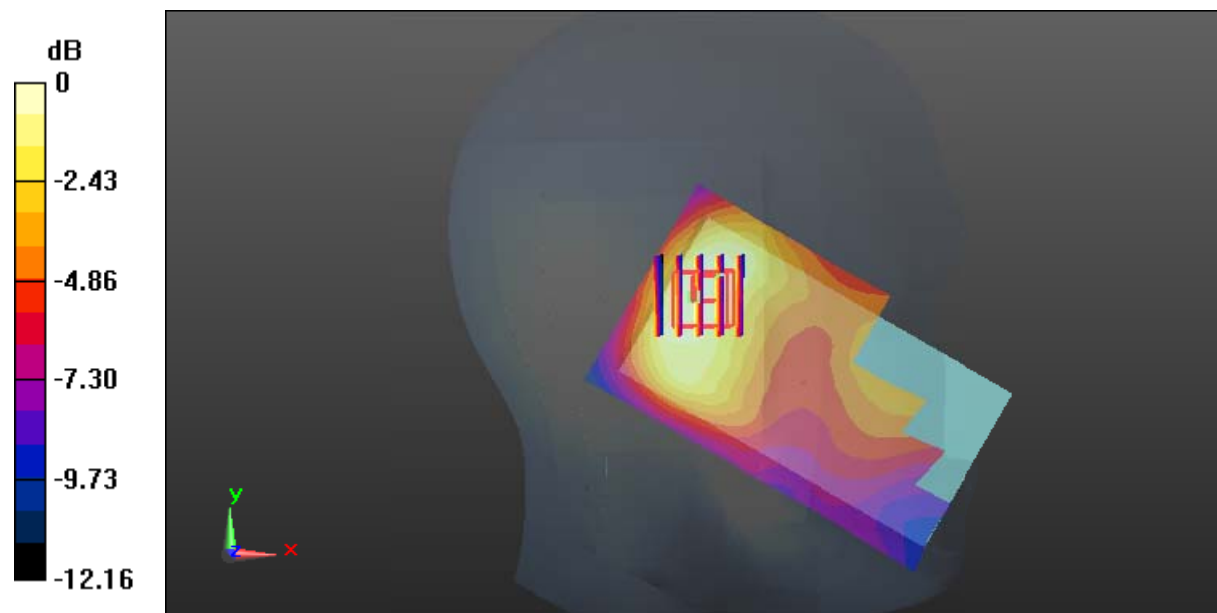
Zoom Scan (5x5x7)/Cube 0: Measurement grid: dx=8mm, dy=8mm, dz=5mm

Reference Value = 10.11 V/m; Power Drift = -0.02 dB

Peak SAR (extrapolated) = 0.206 W/kg

SAR(1 g) = 0.143 W/kg; SAR(10 g) = 0.095 W/kg

Maximum value of SAR (measured) = 0.152 W/kg



0 dB = 0.152 W/kg = -8.18 dBW/kg

Test Plot 38#: LTE Band 4_Head Left Tilt_Middle_50%RB**DUT: 4G Smart Phone; Type: Elite 5T; Serial: 18011500439**

Communication System: Generic FDD-LTE; Frequency: 1732.5 MHz; Duty Cycle: 1:1
Medium parameters used: $f = 1732.5$ MHz; $\sigma = 1.346$ S/m; $\epsilon_r = 41.152$; $\rho = 1000$ kg/m³ ;
Phantom section: Left Section

DASY5 Configuration:

- Probe: ES3DV2 - SN3019; ConvF(5.13, 5.13, 5.13); Calibrated: 2017/10/30;
- Sensor-Surface: 4mm (Mechanical Surface Detection)
- Electronics: DAE4 Sn772; Calibrated: 2017/10/9
- Phantom: Twin SAM; Type: Twin SAM V5.0; Serial: 1412
- Measurement SW: DASY52, Version 52.8 (8);

Area Scan (111x61x1): Interpolated grid: dx=1.500 mm, dy=1.500 mm

Maximum value of SAR (interpolated) = 0.149 W/kg

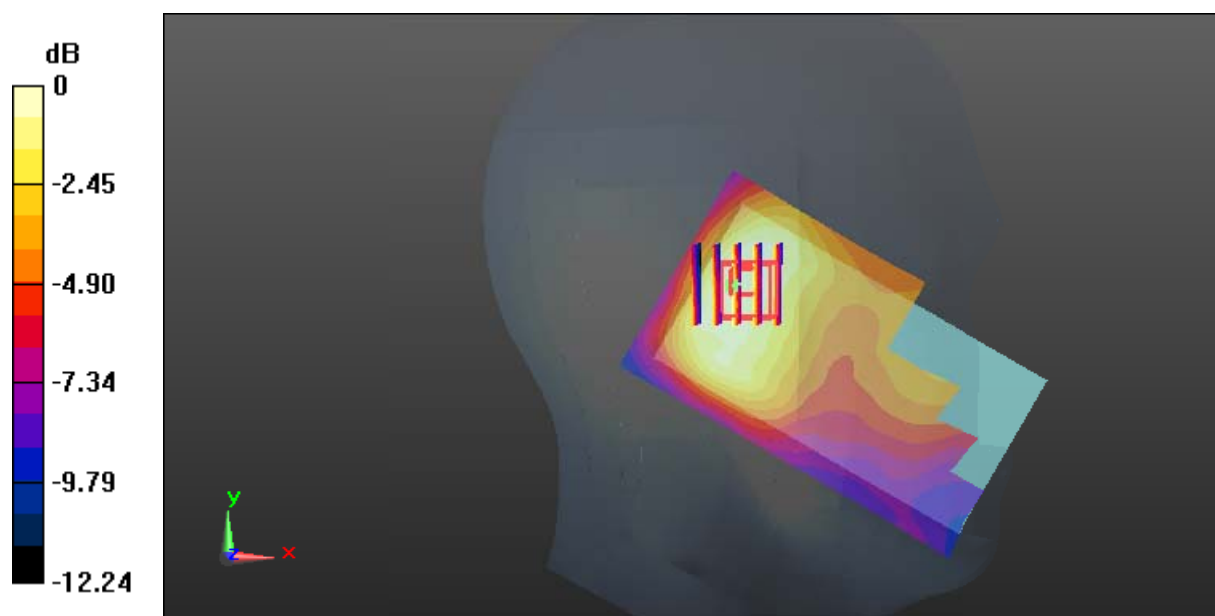
Zoom Scan (5x5x7)/Cube 0: Measurement grid: dx=8mm, dy=8mm, dz=5mm

Reference Value = 9.539 V/m; Power Drift = -0.16 dB

Peak SAR (extrapolated) = 0.176 W/kg

SAR(1 g) = 0.128 W/kg; SAR(10 g) = 0.085 W/kg

Maximum value of SAR (measured) = 0.135 W/kg



0 dB = 0.135 W/kg = -8.70 dBW/kg

Test Plot 39#: LTE Band 4_Head Right Cheek_Middle_1RB**DUT: 4G Smart Phone; Type: Elite 5T; Serial: 18011500439**

Communication System: Generic FDD-LTE; Frequency: 1732.5 MHz; Duty Cycle: 1:1
Medium parameters used: $f = 1732.5$ MHz; $\sigma = 1.346$ S/m; $\epsilon_r = 41.152$; $\rho = 1000$ kg/m³ ;
Phantom section: Right Section

DASY5 Configuration:

- Probe: ES3DV2 - SN3019; ConvF(5.13, 5.13, 5.13); Calibrated: 2017/10/30;
- Sensor-Surface: 4mm (Mechanical Surface Detection)
- Electronics: DAE4 Sn772; Calibrated: 2017/10/9
- Phantom: Twin SAM; Type: Twin SAM V5.0; Serial: 1412
- Measurement SW: DASY52, Version 52.8 (8);

Area Scan (111x61x1): Interpolated grid: dx=1.500 mm, dy=1.500 mm

Maximum value of SAR (interpolated) = 0.664 W/kg


Zoom Scan (6x5x7)/Cube 0: Measurement grid: dx=8mm, dy=8mm, dz=5mm

Reference Value = 6.063 V/m; Power Drift = 0.10 dB

Peak SAR (extrapolated) = 0.910 W/kg

SAR(1 g) = 0.598 W/kg; SAR(10 g) = 0.384 W/kg

Maximum value of SAR (measured) = 0.642 W/kg



0 dB = 0.642 W/kg = -1.92 dBW/kg

Test Plot 40#: LTE Band 4_Head Right Cheek_Middle_50%RB**DUT: 4G Smart Phone; Type: Elite 5T; Serial: 18011500439**

Communication System: Generic FDD-LTE; Frequency: 1732.5 MHz; Duty Cycle: 1:1
Medium parameters used: $f = 1732.5$ MHz; $\sigma = 1.346$ S/m; $\epsilon_r = 41.152$; $\rho = 1000$ kg/m³ ;
Phantom section: Right Section

DASY5 Configuration:

- Probe: ES3DV2 - SN3019; ConvF(5.13, 5.13, 5.13); Calibrated: 2017/10/30;
- Sensor-Surface: 4mm (Mechanical Surface Detection)
- Electronics: DAE4 Sn772; Calibrated: 2017/10/9
- Phantom: Twin SAM; Type: Twin SAM V5.0; Serial: 1412
- Measurement SW: DASY52, Version 52.8 (8);

Area Scan (111x61x1): Interpolated grid: $dx=1.500$ mm, $dy=1.500$ mm

Maximum value of SAR (interpolated) = 0.613 W/kg


Zoom Scan (6x6x7)/Cube 0: Measurement grid: $dx=8$ mm, $dy=8$ mm, $dz=5$ mm

Reference Value = 5.887 V/m; Power Drift = -0.15 dB

Peak SAR (extrapolated) = 0.842 W/kg

SAR(1 g) = 0.550 W/kg; SAR(10 g) = 0.354 W/kg

Maximum value of SAR (measured) = 0.586 W/kg



0 dB = 0.586 W/kg = -2.32 dBW/kg

Test Plot 41#: LTE Band 4_Head Right Tilt_Middle_1RB**DUT: 4G Smart Phone; Type: Elite 5T; Serial: 18011500439**

Communication System: Generic FDD-LTE; Frequency: 1732.5 MHz; Duty Cycle: 1:1
Medium parameters used: $f = 1732.5$ MHz; $\sigma = 1.346$ S/m; $\epsilon_r = 41.152$; $\rho = 1000$ kg/m³ ;
Phantom section: Right Section

DASY5 Configuration:

- Probe: ES3DV2 - SN3019; ConvF(5.13, 5.13, 5.13); Calibrated: 2017/10/30;
- Sensor-Surface: 4mm (Mechanical Surface Detection)
- Electronics: DAE4 Sn772; Calibrated: 2017/10/9
- Phantom: Twin SAM; Type: Twin SAM V5.0; Serial: 1412
- Measurement SW: DASY52, Version 52.8 (8);

Area Scan (111x61x1): Interpolated grid: dx=1.500 mm, dy=1.500 mm

Maximum value of SAR (interpolated) = 0.213 W/kg

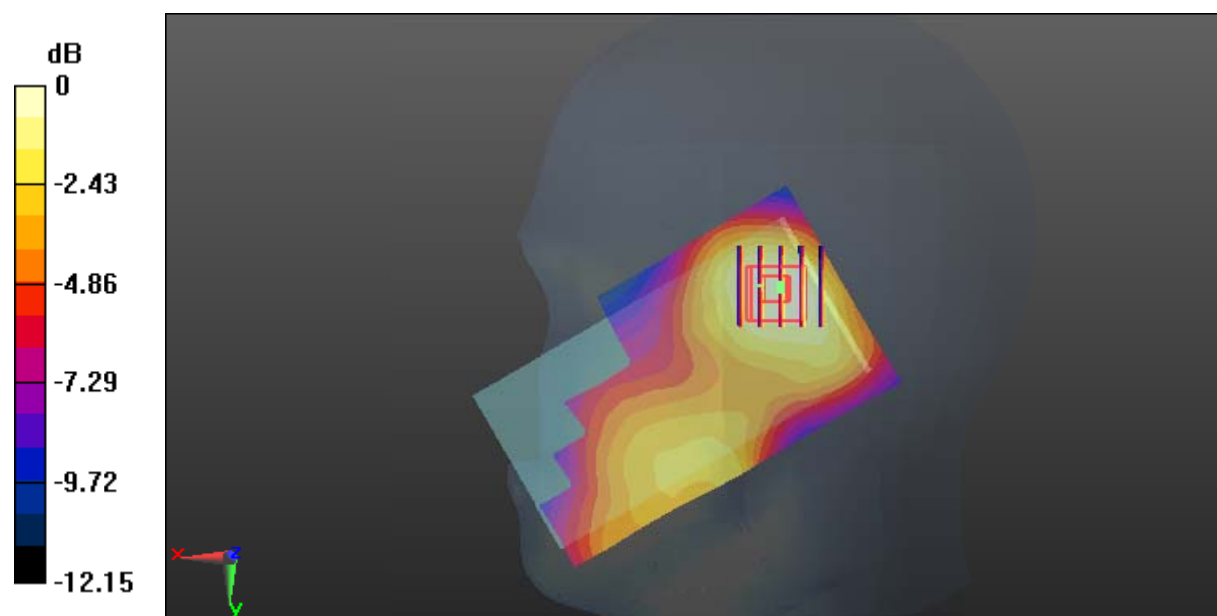
Zoom Scan (5x5x7)/Cube 0: Measurement grid: dx=8mm, dy=8mm, dz=5mm

Reference Value = 11.80 V/m; Power Drift = -0.08 dB

Peak SAR (extrapolated) = 0.272 W/kg

SAR(1 g) = 0.189 W/kg; SAR(10 g) = 0.126 W/kg

Maximum value of SAR (measured) = 0.201 W/kg



0 dB = 0.201 W/kg = -6.97 dBW/kg

Test Plot 42#: LTE Band 4_Head Right Tilt_Middle_50%RB**DUT: 4G Smart Phone; Type: Elite 5T; Serial: 18011500439**

Communication System: Generic FDD-LTE; Frequency: 1732.5 MHz; Duty Cycle: 1:1
Medium parameters used: $f = 1732.5$ MHz; $\sigma = 1.346$ S/m; $\epsilon_r = 41.152$; $\rho = 1000$ kg/m³ ;
Phantom section: Right Section

DASY5 Configuration:

- Probe: ES3DV2 - SN3019; ConvF(5.13, 5.13, 5.13); Calibrated: 2017/10/30;
- Sensor-Surface: 4mm (Mechanical Surface Detection)
- Electronics: DAE4 Sn772; Calibrated: 2017/10/9
- Phantom: Twin SAM; Type: Twin SAM V5.0; Serial: 1412
- Measurement SW: DASY52, Version 52.8 (8);

Area Scan (111x61x1): Interpolated grid: $dx=1.500$ mm, $dy=1.500$ mm

Maximum value of SAR (interpolated) = 0.200 W/kg

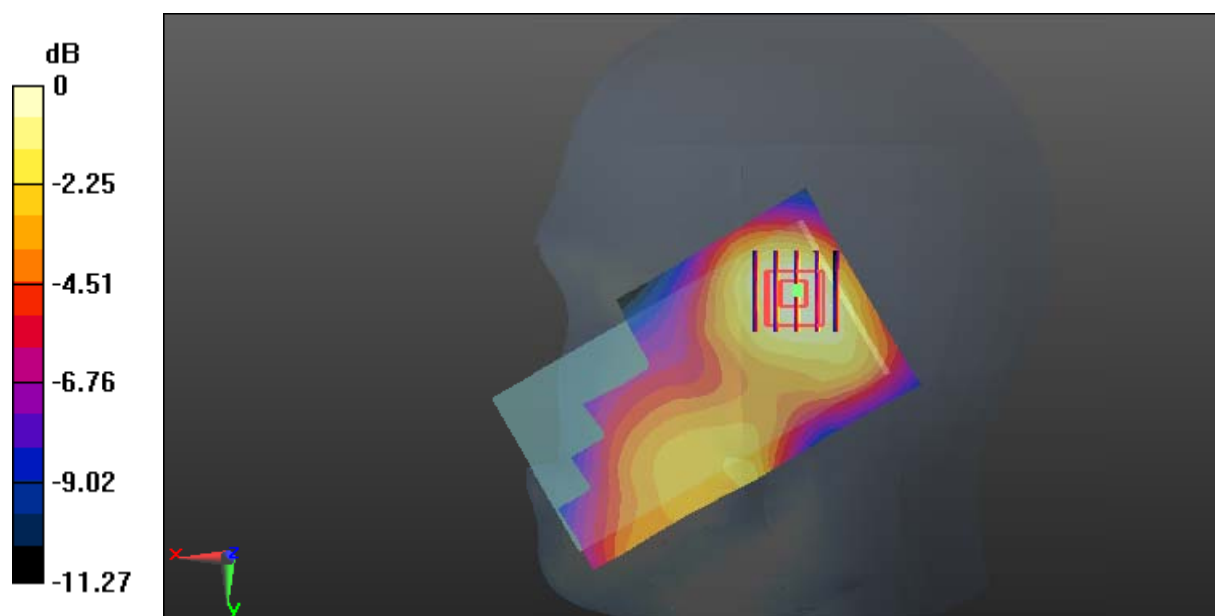
Zoom Scan (5x5x7)/Cube 0: Measurement grid: $dx=8$ mm, $dy=8$ mm, $dz=5$ mm

Reference Value = 11.22 V/m; Power Drift = 0.03 dB

Peak SAR (extrapolated) = 0.255 W/kg

SAR(1 g) = 0.179 W/kg; SAR(10 g) = 0.120 W/kg

Maximum value of SAR (measured) = 0.189 W/kg



0 dB = 0.189 W/kg = -7.24 dBW/kg

Test Plot 43#: LTE Band 4_Body Back_Middle_1RB**DUT: 4G Smart Phone; Type: Elite 5T; Serial: 18011500439**

Communication System: Generic FDD-LTE; Frequency: 1732.5 MHz; Duty Cycle: 1:1
Medium parameters used: $f = 1732.5$ MHz; $\sigma = 1.525$ S/m; $\epsilon_r = 52.796$; $\rho = 1000$ kg/m³ ;
Phantom section: Left Section

DASY5 Configuration:

- Probe: ES3DV2 - SN3019; ConvF(4.84, 4.84, 4.84); Calibrated: 2017/10/30;
- Sensor-Surface: 4mm (Mechanical Surface Detection)
- Electronics: DAE4 Sn772; Calibrated: 2017/10/9
- Phantom: Triple Flat Phantom 5.1C; Type: QD 000 P51 CA; Serial: 1130
- Measurement SW: DASY52, Version 52.8 (8);

Area Scan (111x61x1): Interpolated grid: dx=1.500 mm, dy=1.500 mm

Maximum value of SAR (interpolated) = 0.675 W/kg

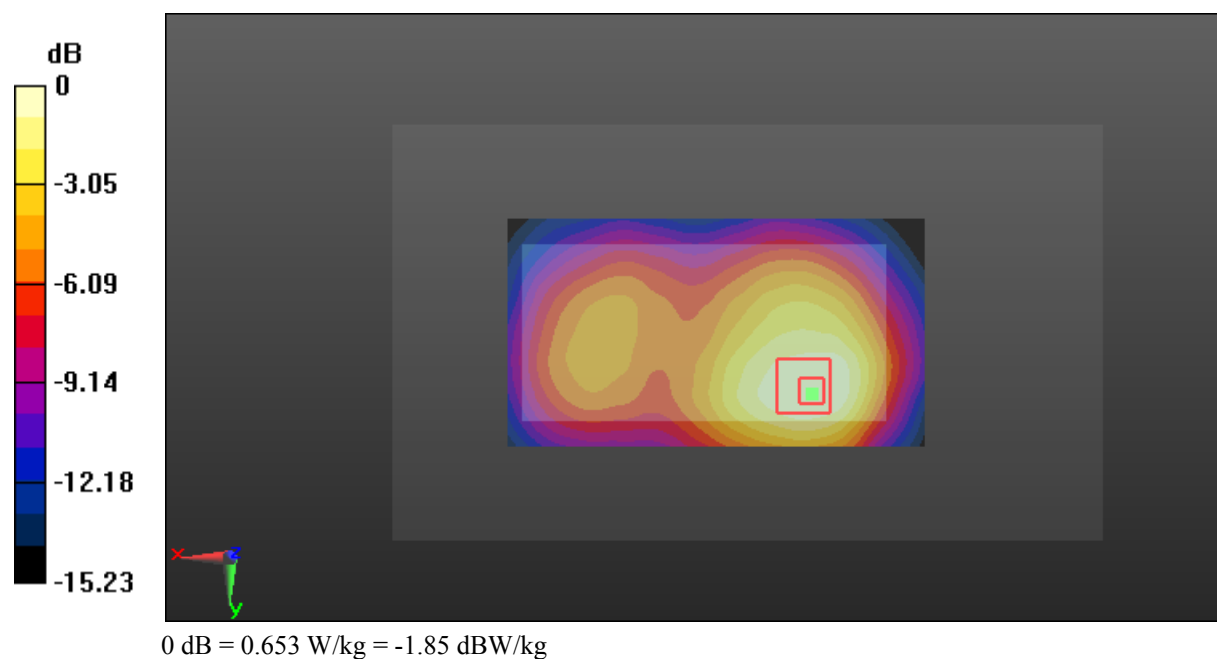
Zoom Scan (5x5x7)/Cube 0: Measurement grid: dx=8mm, dy=8mm, dz=5mm

Reference Value = 14.50 V/m; Power Drift = 0.07 dB

Peak SAR (extrapolated) = 0.961 W/kg

SAR(1 g) = 0.604 W/kg; SAR(10 g) = 0.378 W/kg

Maximum value of SAR (measured) = 0.653 W/kg



Test Plot 44#: LTE Band 4_Body Back_Middle_50%RB

DUT: 4G Smart Phone; Type: Elite 5T; Serial: 18011500439

Communication System: Generic FDD-LTE; Frequency: 1732.5 MHz;Duty Cycle: 1:1
 Medium parameters used: $f = 1732.5 \text{ MHz}$; $\sigma = 1.525 \text{ S/m}$; $\epsilon_r = 52.796$; $\rho = 1000 \text{ kg/m}^3$;
 Phantom section: Left Section

DASY5 Configuration:

- Probe: ES3DV2 - SN3019; ConvF(4.84, 4.84, 4.84); Calibrated: 2017/10/30;
- Sensor-Surface: 4mm (Mechanical Surface Detection)
- Electronics: DAE4 Sn772;Calibrated: 2017/10/9
- Phantom: Triple Flat Phantom 5.1C; Type: QD 000 P51 CA; Serial: 1130
- Measurement SW: DASY52, Version 52.8 (8);

Area Scan (111x61x1): Interpolated grid: $dx=1.500 \text{ mm}$, $dy=1.500 \text{ mm}$

Maximum value of SAR (interpolated) = 0.614 W/kg


Zoom Scan (5x5x7)/Cube 0: Measurement grid: $dx=8\text{mm}$, $dy=8\text{mm}$, $dz=5\text{mm}$

Reference Value = 13.90 V/m; Power Drift = -0.03 dB

Peak SAR (extrapolated) = 0.866 W/kg

SAR(1 g) = 0.539 W/kg; SAR(10 g) = 0.339 W/kg

Maximum value of SAR (measured) = 0.579 W/kg



0 dB = 0.579 W/kg = -2.37 dBW/kg

Test Plot 45#: LTE Band 4_Body Left_Middle_1RB**DUT: 4G Smart Phone; Type: Elite 5T; Serial: 18011500439**

Communication System: Generic FDD-LTE; Frequency: 1732.5 MHz; Duty Cycle: 1:1
Medium parameters used: $f = 1732.5$ MHz; $\sigma = 1.525$ S/m; $\epsilon_r = 52.796$; $\rho = 1000$ kg/m³ ;
Phantom section: Left Section

DASY5 Configuration:

- Probe: ES3DV2 - SN3019; ConvF(4.84, 4.84, 4.84); Calibrated: 2017/10/30;
- Sensor-Surface: 4mm (Mechanical Surface Detection)
- Electronics: DAE4 Sn772; Calibrated: 2017/10/9
- Phantom: Triple Flat Phantom 5.1C; Type: QD 000 P51 CA; Serial: 1130
- Measurement SW: DASY52, Version 52.8 (8);

Area Scan (111x51x1): Interpolated grid: dx=1.500 mm, dy=1.500 mm

Maximum value of SAR (interpolated) = 0.0511 W/kg


Zoom Scan (6x6x7)/Cube 0: Measurement grid: dx=8mm, dy=8mm, dz=5mm

Reference Value = 4.824 V/m; Power Drift = 0.20 dB

Peak SAR (extrapolated) = 0.0750 W/kg

SAR(1 g) = 0.046 W/kg; SAR(10 g) = 0.026 W/kg

Maximum value of SAR (measured) = 0.0510 W/kg



Test Plot 46#: LTE Band 4_Body Left_Middle_50%RB**DUT: 4G Smart Phone; Type: Elite 5T; Serial: 18011500439**

Communication System: Generic FDD-LTE; Frequency: 1732.5 MHz; Duty Cycle: 1:1
Medium parameters used: $f = 1732.5$ MHz; $\sigma = 1.525$ S/m; $\epsilon_r = 52.796$; $\rho = 1000$ kg/m³ ;
Phantom section: Left Section

DASY5 Configuration:

- Probe: ES3DV2 - SN3019; ConvF(4.84, 4.84, 4.84); Calibrated: 2017/10/30;
- Sensor-Surface: 4mm (Mechanical Surface Detection)
- Electronics: DAE4 Sn772; Calibrated: 2017/10/9
- Phantom: Triple Flat Phantom 5.1C; Type: QD 000 P51 CA; Serial: 1130
- Measurement SW: DASY52, Version 52.8 (8);

Area Scan (111x51x1): Interpolated grid: dx=1.500 mm, dy=1.500 mm

Maximum value of SAR (interpolated) = 0.0476 W/kg


Zoom Scan (5x5x7)/Cube 0: Measurement grid: dx=8mm, dy=8mm, dz=5mm

Reference Value = 4.791 V/m; Power Drift = -0.04 dB

Peak SAR (extrapolated) = 0.0600 W/kg

SAR(1 g) = 0.043 W/kg; SAR(10 g) = 0.029 W/kg

Maximum value of SAR (measured) = 0.0456 W/kg



0 dB = 0.0456 W/kg = -13.41 dBW/kg

Test Plot 47#: LTE Band 4_Body Right_Middle_1RB**DUT: 4G Smart Phone; Type: Elite 5T; Serial: 18011500439**

Communication System: Generic FDD-LTE; Frequency: 1732.5 MHz; Duty Cycle: 1:1
Medium parameters used: $f = 1732.5$ MHz; $\sigma = 1.525$ S/m; $\epsilon_r = 52.796$; $\rho = 1000$ kg/m³ ;
Phantom section: Left Section

DASY5 Configuration:

- Probe: ES3DV2 - SN3019; ConvF(4.84, 4.84, 4.84); Calibrated: 2017/10/30;
- Sensor-Surface: 4mm (Mechanical Surface Detection)
- Electronics: DAE4 Sn772; Calibrated: 2017/10/9
- Phantom: Triple Flat Phantom 5.1C; Type: QD 000 P51 CA; Serial: 1130
- Measurement SW: DASY52, Version 52.8 (8);

Area Scan (111x51x1): Interpolated grid: dx=1.500 mm, dy=1.500 mm

Maximum value of SAR (interpolated) = 0.346 W/kg


Zoom Scan (5x5x7)/Cube 0: Measurement grid: dx=8mm, dy=8mm, dz=5mm

Reference Value = 14.29 V/m; Power Drift = 0.01 dB

Peak SAR (extrapolated) = 0.493 W/kg

SAR(1 g) = 0.310 W/kg; SAR(10 g) = 0.188 W/kg

Maximum value of SAR (measured) = 0.338 W/kg



Test Plot 48#: LTE Band 4_Body Right_Middle_50%RB**DUT: 4G Smart Phone; Type: Elite 5T; Serial: 18011500439**

Communication System: Generic FDD-LTE; Frequency: 1732.5 MHz; Duty Cycle: 1:1
Medium parameters used: $f = 1732.5$ MHz; $\sigma = 1.525$ S/m; $\epsilon_r = 52.796$; $\rho = 1000$ kg/m³ ;
Phantom section: Left Section

DASY5 Configuration:

- Probe: ES3DV2 - SN3019; ConvF(4.84, 4.84, 4.84); Calibrated: 2017/10/30;
- Sensor-Surface: 4mm (Mechanical Surface Detection)
- Electronics: DAE4 Sn772; Calibrated: 2017/10/9
- Phantom: Triple Flat Phantom 5.1C; Type: QD 000 P51 CA; Serial: 1130
- Measurement SW: DASY52, Version 52.8 (8);

Area Scan (111x51x1): Interpolated grid: dx=1.500 mm, dy=1.500 mm

Maximum value of SAR (interpolated) = 0.304 W/kg

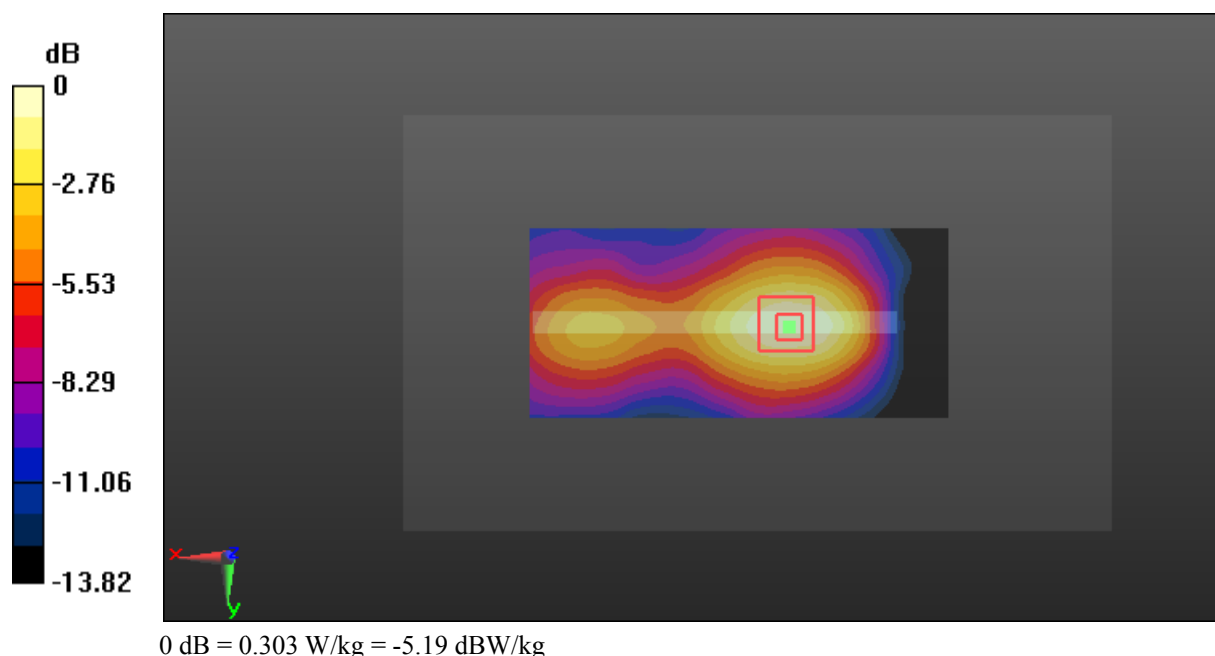
Zoom Scan (5x5x7)/Cube 0: Measurement grid: dx=8mm, dy=8mm, dz=5mm

Reference Value = 13.37 V/m; Power Drift = 0.13 dB

Peak SAR (extrapolated) = 0.433 W/kg

SAR(1 g) = 0.276 W/kg; SAR(10 g) = 0.167 W/kg

Maximum value of SAR (measured) = 0.303 W/kg



Test Plot 49#: LTE Band 4_Body Bottom_Middle_1RB**DUT: 4G Smart Phone; Type: Elite 5T; Serial: 18011500439**

Communication System: Generic FDD-LTE; Frequency: 1732.5 MHz; Duty Cycle: 1:1
Medium parameters used: $f = 1732.5$ MHz; $\sigma = 1.525$ S/m; $\epsilon_r = 52.796$; $\rho = 1000$ kg/m³ ;
Phantom section: Left Section

DASY5 Configuration:

- Probe: ES3DV2 - SN3019; ConvF(4.84, 4.84, 4.84); Calibrated: 2017/10/30;
- Sensor-Surface: 4mm (Mechanical Surface Detection)
- Electronics: DAE4 Sn772; Calibrated: 2017/10/9
- Phantom: Triple Flat Phantom 5.1C; Type: QD 000 P51 CA; Serial: 1130
- Measurement SW: DASY52, Version 52.8 (8);

Area Scan (61x61x1): Interpolated grid: dx=1.500 mm, dy=1.500 mm

Maximum value of SAR (interpolated) = 0.271 W/kg


Zoom Scan (5x5x7)/Cube 0: Measurement grid: dx=8mm, dy=8mm, dz=5mm

Reference Value = 12.74 V/m; Power Drift = 0.16 dB

Peak SAR (extrapolated) = 0.391 W/kg

SAR(1 g) = 0.246 W/kg; SAR(10 g) = 0.150 W/kg

Maximum value of SAR (measured) = 0.265 W/kg



Test Plot 50#: LTE Band 4_Body Bottom_Middle_50%RB**DUT: 4G Smart Phone; Type: Elite 5T; Serial: 18011500439**

Communication System: Generic FDD-LTE; Frequency: 1732.5 MHz; Duty Cycle: 1:1
Medium parameters used: $f = 1732.5$ MHz; $\sigma = 1.525$ S/m; $\epsilon_r = 52.796$; $\rho = 1000$ kg/m³ ;
Phantom section: Left Section

DASY5 Configuration:

- Probe: ES3DV2 - SN3019; ConvF(4.84, 4.84, 4.84); Calibrated: 2017/10/30;
- Sensor-Surface: 4mm (Mechanical Surface Detection)
- Electronics: DAE4 Sn772; Calibrated: 2017/10/9
- Phantom: Triple Flat Phantom 5.1C; Type: QD 000 P51 CA; Serial: 1130
- Measurement SW: DASY52, Version 52.8 (8);

Area Scan (61x61x1): Interpolated grid: dx=1.500 mm, dy=1.500 mm

Maximum value of SAR (interpolated) = 0.255 W/kg

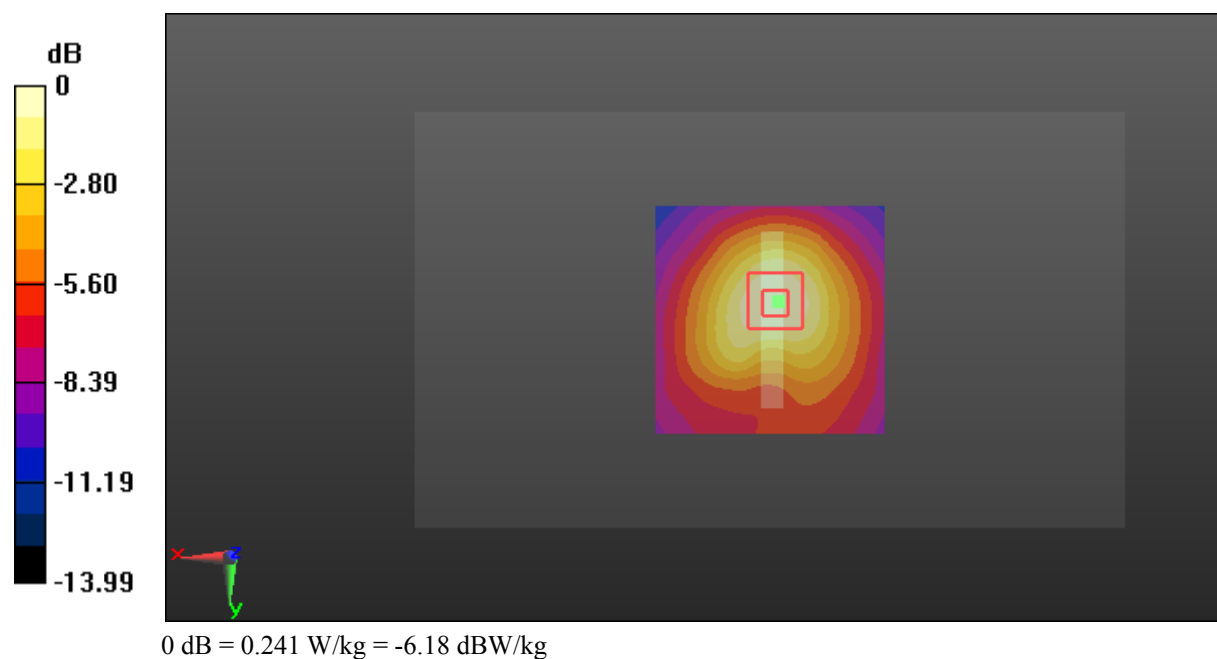
Zoom Scan (5x5x7)/Cube 0: Measurement grid: dx=8mm, dy=8mm, dz=5mm

Reference Value = 12.37 V/m; Power Drift = -0.04 dB

Peak SAR (extrapolated) = 0.360 W/kg

SAR(1 g) = 0.224 W/kg; SAR(10 g) = 0.137 W/kg

Maximum value of SAR (measured) = 0.241 W/kg



Test Plot 51#: LTE Band 5_Head Left Cheek_Middle_1RB**DUT: 4G Smart Phone; Type: Elite 5T; Serial: 18011500439**

Communication System: Generic FDD-LTE; Frequency: 836.5 MHz; Duty Cycle: 1:1
Medium parameters used: $f = 836.5$ MHz; $\sigma = 0.878$ S/m; $\epsilon_r = 42.339$; $\rho = 1000$ kg/m³ ;
Phantom section: Left Section

DASY5 Configuration:

- Probe: ES3DV2 - SN3019; ConvF(6.57, 6.57, 6.57); Calibrated: 2017/10/30;
- Sensor-Surface: 4mm (Mechanical Surface Detection)
- Electronics: DAE4 Sn772; Calibrated: 2017/10/9
- Phantom: Twin SAM; Type: Twin SAM V5.0; Serial: 1412
- Measurement SW: DASY52, Version 52.8 (8);

Area Scan (111x71x1): Interpolated grid: dx=1.500 mm, dy=1.500 mm

Maximum value of SAR (interpolated) = 0.281 W/kg


Zoom Scan (5x5x7)/Cube 0: Measurement grid: dx=8mm, dy=8mm, dz=5mm

Reference Value = 5.891 V/m; Power Drift = 0.03 dB

Peak SAR (extrapolated) = 0.329 W/kg

SAR(1 g) = 0.274 W/kg; SAR(10 g) = 0.218 W/kg

Maximum value of SAR (measured) = 0.284 W/kg



0 dB = 0.284 W/kg = -5.47 dBW/kg

Test Plot 52#: LTE Band 5_Head Left Cheek_Middle_50%RB**DUT: 4G Smart Phone; Type: Elite 5T; Serial: 18011500439**

Communication System: Generic FDD-LTE; Frequency: 836.5 MHz; Duty Cycle: 1:1
Medium parameters used: $f = 836.5$ MHz; $\sigma = 0.878$ S/m; $\epsilon_r = 42.339$; $\rho = 1000$ kg/m³ ;
Phantom section: Left Section

DASY5 Configuration:

- Probe: ES3DV2 - SN3019; ConvF(6.57, 6.57, 6.57); Calibrated: 2017/10/30;
- Sensor-Surface: 4mm (Mechanical Surface Detection)
- Electronics: DAE4 Sn772; Calibrated: 2017/10/9
- Phantom: Twin SAM; Type: Twin SAM V5.0; Serial: 1412
- Measurement SW: DASY52, Version 52.8 (8);

Area Scan (111x71x1): Interpolated grid: dx=1.500 mm, dy=1.500 mm

Maximum value of SAR (interpolated) = 0.287 W/kg


Zoom Scan (5x5x7)/Cube 0: Measurement grid: dx=8mm, dy=8mm, dz=5mm

Reference Value = 6.368 V/m; Power Drift = -0.15 dB

Peak SAR (extrapolated) = 0.333 W/kg

SAR(1 g) = 0.272 W/kg; SAR(10 g) = 0.218 W/kg

Maximum value of SAR (measured) = 0.282 W/kg



0 dB = 0.282 W/kg = -5.50 dBW/kg

Test Plot 53#: LTE Band 5_Head Left Tilt_Middle_1RB**DUT: 4G Smart Phone; Type: Elite 5T; Serial: 18011500439**

Communication System: Generic FDD-LTE; Frequency: 836.5 MHz; Duty Cycle: 1:1
Medium parameters used: $f = 836.5$ MHz; $\sigma = 0.878$ S/m; $\epsilon_r = 42.339$; $\rho = 1000$ kg/m³ ;
Phantom section: Left Section

DASY5 Configuration:

- Probe: ES3DV2 - SN3019; ConvF(6.57, 6.57, 6.57); Calibrated: 2017/10/30;
- Sensor-Surface: 4mm (Mechanical Surface Detection)
- Electronics: DAE4 Sn772; Calibrated: 2017/10/9
- Phantom: Twin SAM; Type: Twin SAM V5.0; Serial: 1412
- Measurement SW: DASY52, Version 52.8 (8);

Area Scan (111x71x1): Interpolated grid: dx=1.500 mm, dy=1.500 mm

Maximum value of SAR (interpolated) = 0.140 W/kg


Zoom Scan (5x5x7)/Cube 0: Measurement grid: dx=8mm, dy=8mm, dz=5mm

Reference Value = 7.251 V/m; Power Drift = 0.01 dB

Peak SAR (extrapolated) = 0.156 W/kg

SAR(1 g) = 0.133 W/kg; SAR(10 g) = 0.106 W/kg

Maximum value of SAR (measured) = 0.138 W/kg



0 dB = 0.138 W/kg = -8.60 dBW/kg

Test Plot 54#: LTE Band 5_Head Left Tilt_Middle_50%RB**DUT: 4G Smart Phone; Type: Elite 5T; Serial: 18011500439**

Communication System: Generic FDD-LTE; Frequency: 836.5 MHz; Duty Cycle: 1:1
Medium parameters used: $f = 836.5$ MHz; $\sigma = 0.878$ S/m; $\epsilon_r = 42.339$; $\rho = 1000$ kg/m³ ;
Phantom section: Left Section

DASY5 Configuration:

- Probe: ES3DV2 - SN3019; ConvF(6.57, 6.57, 6.57); Calibrated: 2017/10/30;
- Sensor-Surface: 4mm (Mechanical Surface Detection)
- Electronics: DAE4 Sn772; Calibrated: 2017/10/9
- Phantom: Twin SAM; Type: Twin SAM V5.0; Serial: 1412
- Measurement SW: DASY52, Version 52.8 (8);

Area Scan (111x71x1): Interpolated grid: dx=1.500 mm, dy=1.500 mm

Maximum value of SAR (interpolated) = 0.132 W/kg


Zoom Scan (5x5x7)/Cube 0: Measurement grid: dx=8mm, dy=8mm, dz=5mm

Reference Value = 7.455 V/m; Power Drift = -0.13 dB

Peak SAR (extrapolated) = 0.150 W/kg

SAR(1 g) = 0.128 W/kg; SAR(10 g) = 0.102 W/kg

Maximum value of SAR (measured) = 0.132 W/kg



0 dB = 0.132 W/kg = -8.79 dBW/kg

Test Plot 55#: LTE Band 5_Head Right Cheek_Middle_1RB**DUT: 4G Smart Phone; Type: Elite 5T; Serial: 18011500439**

Communication System: Generic FDD-LTE; Frequency: 836.5 MHz; Duty Cycle: 1:1
Medium parameters used: $f = 836.5$ MHz; $\sigma = 0.878$ S/m; $\epsilon_r = 42.339$; $\rho = 1000$ kg/m³ ;
Phantom section: Right Section

DASY5 Configuration:

- Probe: ES3DV2 - SN3019; ConvF(6.57, 6.57, 6.57); Calibrated: 2017/10/30;
- Sensor-Surface: 4mm (Mechanical Surface Detection)
- Electronics: DAE4 Sn772; Calibrated: 2017/10/9
- Phantom: Twin SAM; Type: Twin SAM V5.0; Serial: 1412
- Measurement SW: DASY52, Version 52.8 (8);

Area Scan (111x71x1): Interpolated grid: dx=1.500 mm, dy=1.500 mm

Maximum value of SAR (interpolated) = 0.262 W/kg


Zoom Scan (5x5x7)/Cube 0: Measurement grid: dx=8mm, dy=8mm, dz=5mm

Reference Value = 7.691 V/m; Power Drift = 0.00 dB

Peak SAR (extrapolated) = 0.283 W/kg

SAR(1 g) = 0.244 W/kg; SAR(10 g) = 0.198 W/kg

Maximum value of SAR (measured) = 0.252 W/kg



0 dB = 0.252 W/kg = -5.99 dBW/kg

Test Plot 56#: LTE Band 5_Head Right Cheek_Middle_50%RB**DUT: 4G Smart Phone; Type: Elite 5T; Serial: 18011500439**

Communication System: Generic FDD-LTE; Frequency: 836.5 MHz; Duty Cycle: 1:1
Medium parameters used: $f = 836.5$ MHz; $\sigma = 0.878$ S/m; $\epsilon_r = 42.339$; $\rho = 1000$ kg/m³ ;
Phantom section: Right Section

DASY5 Configuration:

- Probe: ES3DV2 - SN3019; ConvF(6.57, 6.57, 6.57); Calibrated: 2017/10/30;
- Sensor-Surface: 4mm (Mechanical Surface Detection)
- Electronics: DAE4 Sn772; Calibrated: 2017/10/9
- Phantom: Twin SAM; Type: Twin SAM V5.0; Serial: 1412
- Measurement SW: DASY52, Version 52.8 (8);

Area Scan (111x71x1): Interpolated grid: dx=1.500 mm, dy=1.500 mm

Maximum value of SAR (interpolated) = 0.255 W/kg


Zoom Scan (5x5x7)/Cube 0: Measurement grid: dx=8mm, dy=8mm, dz=5mm

Reference Value = 7.611 V/m; Power Drift = -0.00 dB

Peak SAR (extrapolated) = 0.283 W/kg

SAR(1 g) = 0.243 W/kg; SAR(10 g) = 0.197 W/kg

Maximum value of SAR (measured) = 0.249 W/kg



0 dB = 0.249 W/kg = -6.04 dBW/kg

Test Plot 57#: LTE Band 5_Head Right Tilt_Middle_1RB**DUT: 4G Smart Phone; Type: Elite 5T; Serial: 18011500439**

Communication System: Generic FDD-LTE; Frequency: 836.5 MHz; Duty Cycle: 1:1
Medium parameters used: $f = 836.5$ MHz; $\sigma = 0.878$ S/m; $\epsilon_r = 42.339$; $\rho = 1000$ kg/m³ ;
Phantom section: Right Section

DASY5 Configuration:

- Probe: ES3DV2 - SN3019; ConvF(6.57, 6.57, 6.57); Calibrated: 2017/10/30;
- Sensor-Surface: 4mm (Mechanical Surface Detection)
- Electronics: DAE4 Sn772; Calibrated: 2017/10/9
- Phantom: Twin SAM; Type: Twin SAM V5.0; Serial: 1412
- Measurement SW: DASY52, Version 52.8 (8);

Area Scan (111x71x1): Interpolated grid: dx=1.500 mm, dy=1.500 mm

Maximum value of SAR (interpolated) = 0.138 W/kg


Zoom Scan (5x5x7)/Cube 0: Measurement grid: dx=8mm, dy=8mm, dz=5mm

Reference Value = 9.823 V/m; Power Drift = 0.01 dB

Peak SAR (extrapolated) = 0.159 W/kg

SAR(1 g) = 0.134 W/kg; SAR(10 g) = 0.105 W/kg

Maximum value of SAR (measured) = 0.140 W/kg



0 dB = 0.140 W/kg = -8.54 dBW/kg

Test Plot 58#: LTE Band 5_Head Right Tilt_Middle_50%RB**DUT: 4G Smart Phone; Type: Elite 5T; Serial: 18011500439**

Communication System: Generic FDD-LTE; Frequency: 836.5 MHz; Duty Cycle: 1:1
Medium parameters used: $f = 836.5$ MHz; $\sigma = 0.878$ S/m; $\epsilon_r = 42.339$; $\rho = 1000$ kg/m³ ;
Phantom section: Right Section

DASY5 Configuration:

- Probe: ES3DV2 - SN3019; ConvF(6.57, 6.57, 6.57); Calibrated: 2017/10/30;
- Sensor-Surface: 4mm (Mechanical Surface Detection)
- Electronics: DAE4 Sn772; Calibrated: 2017/10/9
- Phantom: Twin SAM; Type: Twin SAM V5.0; Serial: 1412
- Measurement SW: DASY52, Version 52.8 (8);

Area Scan (111x71x1): Interpolated grid: dx=1.500 mm, dy=1.500 mm

Maximum value of SAR (interpolated) = 0.137 W/kg


Zoom Scan (5x5x7)/Cube 0: Measurement grid: dx=8mm, dy=8mm, dz=5mm

Reference Value = 9.929 V/m; Power Drift = -0.03 dB

Peak SAR (extrapolated) = 0.153 W/kg

SAR(1 g) = 0.132 W/kg; SAR(10 g) = 0.104 W/kg

Maximum value of SAR (measured) = 0.139 W/kg



0 dB = 0.139 W/kg = -8.57 dBW/kg

Test Plot 59#: LTE Band 5_Body Back_Middle_1RB**DUT: 4G Smart Phone; Type: Elite 5T; Serial: 18011500439**

Communication System: Generic FDD-LTE; Frequency: 836.5 MHz; Duty Cycle: 1:1
Medium parameters used: $f = 836.5$ MHz; $\sigma = 0.955$ S/m; $\epsilon_r = 57.277$; $\rho = 1000$ kg/m³ ;
Phantom section: Right Section

DASY5 Configuration:

- Probe: ES3DV2 - SN3019; ConvF(6.42, 6.42, 6.42); Calibrated: 2017/10/30;
- Sensor-Surface: 4mm (Mechanical Surface Detection)
- Electronics: DAE4 Sn772; Calibrated: 2017/10/9
- Phantom: Triple Flat Phantom 5.1C; Type: QD 000 P51 CA; Serial: 1130
- Measurement SW: DASY52, Version 52.8 (8);

Area Scan (111x61x1): Interpolated grid: dx=1.500 mm, dy=1.500 mm

Maximum value of SAR (interpolated) = 0.402 W/kg

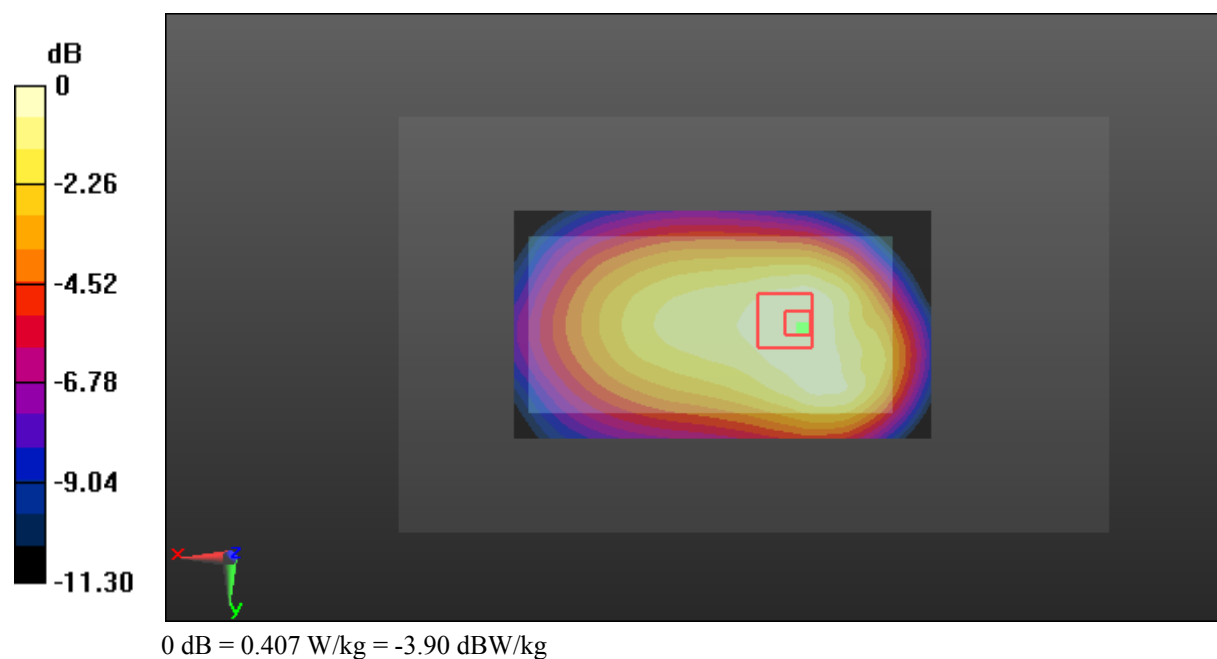
Zoom Scan (6x6x7)/Cube 0: Measurement grid: dx=8mm, dy=8mm, dz=5mm

Reference Value = 19.65 V/m; Power Drift = -0.03 dB

Peak SAR (extrapolated) = 0.547 W/kg

SAR(1 g) = 0.386 W/kg; SAR(10 g) = 0.276 W/kg

Maximum value of SAR (measured) = 0.407 W/kg



Test Plot 60#: LTE Band 5_Body Back_Middle_50%RB**DUT: 4G Smart Phone; Type: Elite 5T; Serial: 18011500439**

Communication System: Generic FDD-LTE; Frequency: 836.5 MHz; Duty Cycle: 1:1
Medium parameters used: $f = 836.5$ MHz; $\sigma = 0.955$ S/m; $\epsilon_r = 57.277$; $\rho = 1000$ kg/m³ ;
Phantom section: Right Section

DASY5 Configuration:

- Probe: ES3DV2 - SN3019; ConvF(6.42, 6.42, 6.42); Calibrated: 2017/10/30;
- Sensor-Surface: 4mm (Mechanical Surface Detection)
- Electronics: DAE4 Sn772; Calibrated: 2017/10/9
- Phantom: Triple Flat Phantom 5.1C; Type: QD 000 P51 CA; Serial: 1130
- Measurement SW: DASY52, Version 52.8 (8);

Area Scan (111x61x1): Interpolated grid: dx=1.500 mm, dy=1.500 mm

Maximum value of SAR (interpolated) = 0.365 W/kg

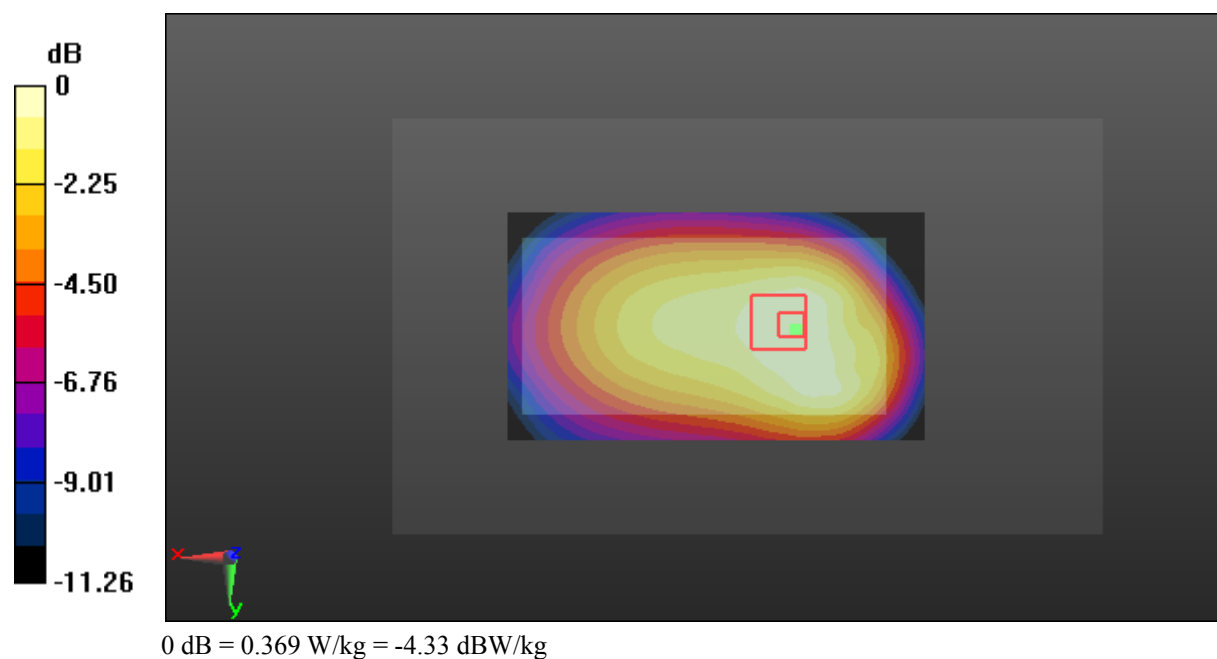
Zoom Scan (6x6x7)/Cube 0: Measurement grid: dx=8mm, dy=8mm, dz=5mm

Reference Value = 18.58 V/m; Power Drift = 0.05 dB

Peak SAR (extrapolated) = 0.507 W/kg

SAR(1 g) = 0.349 W/kg; SAR(10 g) = 0.250 W/kg

Maximum value of SAR (measured) = 0.369 W/kg



Test Plot 61#: LTE Band 5_Body Left_Middle_1RB**DUT: 4G Smart Phone; Type: Elite 5T; Serial: 18011500439**

Communication System: Generic FDD-LTE; Frequency: 836.5 MHz; Duty Cycle: 1:1
Medium parameters used: $f = 836.5$ MHz; $\sigma = 0.955$ S/m; $\epsilon_r = 57.277$; $\rho = 1000$ kg/m³ ;
Phantom section: Right Section

DASY5 Configuration:

- Probe: ES3DV2 - SN3019; ConvF(6.42, 6.42, 6.42); Calibrated: 2017/10/30;
- Sensor-Surface: 4mm (Mechanical Surface Detection)
- Electronics: DAE4 Sn772; Calibrated: 2017/10/9
- Phantom: Triple Flat Phantom 5.1C; Type: QD 000 P51 CA; Serial: 1130
- Measurement SW: DASY52, Version 52.8 (8);

Area Scan (111x51x1): Interpolated grid: dx=1.500 mm, dy=1.500 mm

Maximum value of SAR (interpolated) = 0.186 W/kg


Zoom Scan (5x5x7)/Cube 0: Measurement grid: dx=8mm, dy=8mm, dz=5mm

Reference Value = 13.22 V/m; Power Drift = 0.02 dB

Peak SAR (extrapolated) = 0.242 W/kg

SAR(1 g) = 0.175 W/kg; SAR(10 g) = 0.125 W/kg

Maximum value of SAR (measured) = 0.186 W/kg



Test Plot 62#: LTE Band 5_Body Left_Middle_50%RB**DUT: 4G Smart Phone; Type: Elite 5T; Serial: 18011500439**

Communication System: Generic FDD-LTE; Frequency: 836.5 MHz; Duty Cycle: 1:1
Medium parameters used: $f = 836.5$ MHz; $\sigma = 0.955$ S/m; $\epsilon_r = 57.277$; $\rho = 1000$ kg/m³ ;
Phantom section: Right Section

DASY5 Configuration:

- Probe: ES3DV2 - SN3019; ConvF(6.42, 6.42, 6.42); Calibrated: 2017/10/30;
- Sensor-Surface: 4mm (Mechanical Surface Detection)
- Electronics: DAE4 Sn772; Calibrated: 2017/10/9
- Phantom: Triple Flat Phantom 5.1C; Type: QD 000 P51 CA; Serial: 1130
- Measurement SW: DASY52, Version 52.8 (8);

Area Scan (111x51x1): Interpolated grid: dx=1.500 mm, dy=1.500 mm

Maximum value of SAR (interpolated) = 0.161 W/kg


Zoom Scan (5x5x7)/Cube 0: Measurement grid: dx=8mm, dy=8mm, dz=5mm

Reference Value = 12.45 V/m; Power Drift = -0.01 dB

Peak SAR (extrapolated) = 0.211 W/kg

SAR(1 g) = 0.155 W/kg; SAR(10 g) = 0.110 W/kg

Maximum value of SAR (measured) = 0.164 W/kg



Test Plot 63#: LTE Band 5_Body Right_Middle_1RB**DUT: 4G Smart Phone; Type: Elite 5T; Serial: 18011500439**

Communication System: Generic FDD-LTE; Frequency: 836.5 MHz; Duty Cycle: 1:1
Medium parameters used: $f = 836.5$ MHz; $\sigma = 0.955$ S/m; $\epsilon_r = 57.277$; $\rho = 1000$ kg/m³ ;
Phantom section: Right Section

DASY5 Configuration:

- Probe: ES3DV2 - SN3019; ConvF(6.42, 6.42, 6.42); Calibrated: 2017/10/30;
- Sensor-Surface: 4mm (Mechanical Surface Detection)
- Electronics: DAE4 Sn772; Calibrated: 2017/10/9
- Phantom: Triple Flat Phantom 5.1C; Type: QD 000 P51 CA; Serial: 1130
- Measurement SW: DASY52, Version 52.8 (8);

Area Scan (111x51x1): Interpolated grid: dx=1.500 mm, dy=1.500 mm

Maximum value of SAR (interpolated) = 0.172 W/kg


Zoom Scan (5x5x7)/Cube 0: Measurement grid: dx=8mm, dy=8mm, dz=5mm

Reference Value = 13.01 V/m; Power Drift = -0.07 dB

Peak SAR (extrapolated) = 0.222 W/kg

SAR(1 g) = 0.163 W/kg; SAR(10 g) = 0.116 W/kg

Maximum value of SAR (measured) = 0.173 W/kg



Test Plot 64#: LTE Band 5_Body Right_Middle_50%RB**DUT: 4G Smart Phone; Type: Elite 5T; Serial: 18011500439**

Communication System: Generic FDD-LTE; Frequency: 836.5 MHz; Duty Cycle: 1:1
Medium parameters used: $f = 836.5$ MHz; $\sigma = 0.955$ S/m; $\epsilon_r = 57.277$; $\rho = 1000$ kg/m³ ;
Phantom section: Right Section

DASY5 Configuration:

- Probe: ES3DV2 - SN3019; ConvF(6.42, 6.42, 6.42); Calibrated: 2017/10/30;
- Sensor-Surface: 4mm (Mechanical Surface Detection)
- Electronics: DAE4 Sn772; Calibrated: 2017/10/9
- Phantom: Triple Flat Phantom 5.1C; Type: QD 000 P51 CA; Serial: 1130
- Measurement SW: DASY52, Version 52.8 (8);

Area Scan (111x51x1): Interpolated grid: dx=1.500 mm, dy=1.500 mm

Maximum value of SAR (interpolated) = 0.149 W/kg


Zoom Scan (5x5x7)/Cube 0: Measurement grid: dx=8mm, dy=8mm, dz=5mm

Reference Value = 11.98 V/m; Power Drift = 0.01 dB

Peak SAR (extrapolated) = 0.192 W/kg

SAR(1 g) = 0.142 W/kg; SAR(10 g) = 0.101 W/kg

Maximum value of SAR (measured) = 0.151 W/kg



Test Plot 65#: LTE Band 5_Body Bottom_Middle_1RB**DUT: 4G Smart Phone; Type: Elite 5T; Serial: 18011500439**

Communication System: Generic FDD-LTE; Frequency: 836.5 MHz; Duty Cycle: 1:1
Medium parameters used: $f = 836.5$ MHz; $\sigma = 0.955$ S/m; $\epsilon_r = 57.277$; $\rho = 1000$ kg/m³ ;
Phantom section: Right Section

DASY5 Configuration:

- Probe: ES3DV2 - SN3019; ConvF(6.42, 6.42, 6.42); Calibrated: 2017/10/30;
- Sensor-Surface: 4mm (Mechanical Surface Detection)
- Electronics: DAE4 Sn772; Calibrated: 2017/10/9
- Phantom: Triple Flat Phantom 5.1C; Type: QD 000 P51 CA; Serial: 1130
- Measurement SW: DASY52, Version 52.8 (8);

Area Scan (61x61x1): Interpolated grid: dx=1.500 mm, dy=1.500 mm

Maximum value of SAR (interpolated) = 0.0839 W/kg


Zoom Scan (5x5x7)/Cube 0: Measurement grid: dx=8mm, dy=8mm, dz=5mm

Reference Value = 9.172 V/m; Power Drift = -0.08 dB

Peak SAR (extrapolated) = 0.130 W/kg

SAR(1 g) = 0.079 W/kg; SAR(10 g) = 0.051 W/kg

Maximum value of SAR (measured) = 0.0834 W/kg



Test Plot 66#: LTE Band 5_Body Bottom_Middle_50%RB**DUT: 4G Smart Phone; Type: Elite 5T; Serial: 18011500439**

Communication System: Generic FDD-LTE; Frequency: 836.5 MHz; Duty Cycle: 1:1
Medium parameters used: $f = 836.5$ MHz; $\sigma = 0.955$ S/m; $\epsilon_r = 57.277$; $\rho = 1000$ kg/m³ ;
Phantom section: Right Section

DASY5 Configuration:

- Probe: ES3DV2 - SN3019; ConvF(6.42, 6.42, 6.42); Calibrated: 2017/10/30;
- Sensor-Surface: 4mm (Mechanical Surface Detection)
- Electronics: DAE4 Sn772; Calibrated: 2017/10/9
- Phantom: Triple Flat Phantom 5.1C; Type: QD 000 P51 CA; Serial: 1130
- Measurement SW: DASY52, Version 52.8 (8);

Area Scan (61x61x1): Interpolated grid: dx=1.500 mm, dy=1.500 mm

Maximum value of SAR (interpolated) = 0.0733 W/kg


Zoom Scan (5x5x7)/Cube 0: Measurement grid: dx=8mm, dy=8mm, dz=5mm

Reference Value = 8.517 V/m; Power Drift = -0.00 dB

Peak SAR (extrapolated) = 0.112 W/kg

SAR(1 g) = 0.069 W/kg; SAR(10 g) = 0.044 W/kg

Maximum value of SAR (measured) = 0.0742 W/kg



Test Plot 67#: LTE Band 7_Head Left Cheek_Middle_1RB**DUT: 4G Smart Phone; Type: Elite 5T; Serial: 18011500439**

Communication System: Generic FDD-LTE; Frequency: 2535 MHz; Duty Cycle: 1:1
Medium parameters used: $f = 2535$ MHz; $\sigma = 1.899$ S/m; $\epsilon_r = 39.004$; $\rho = 1000$ kg/m³ ;
Phantom section: Left Section

DASY5 Configuration:

- Probe: ES3DV2 - SN3019; ConvF(4.41, 4.41, 4.41); Calibrated: 2017/10/30;
- Sensor-Surface: 4mm (Mechanical Surface Detection)
- Electronics: DAE4 Sn772; Calibrated: 2017/10/9
- Phantom: Twin SAM; Type: Twin SAM V5.0; Serial: 1412
- Measurement SW: DASY52, Version 52.8 (8);

Area Scan (141x81x1): Interpolated grid: dx=1.200 mm, dy=1.200 mm

Maximum value of SAR (interpolated) = 0.333 W/kg

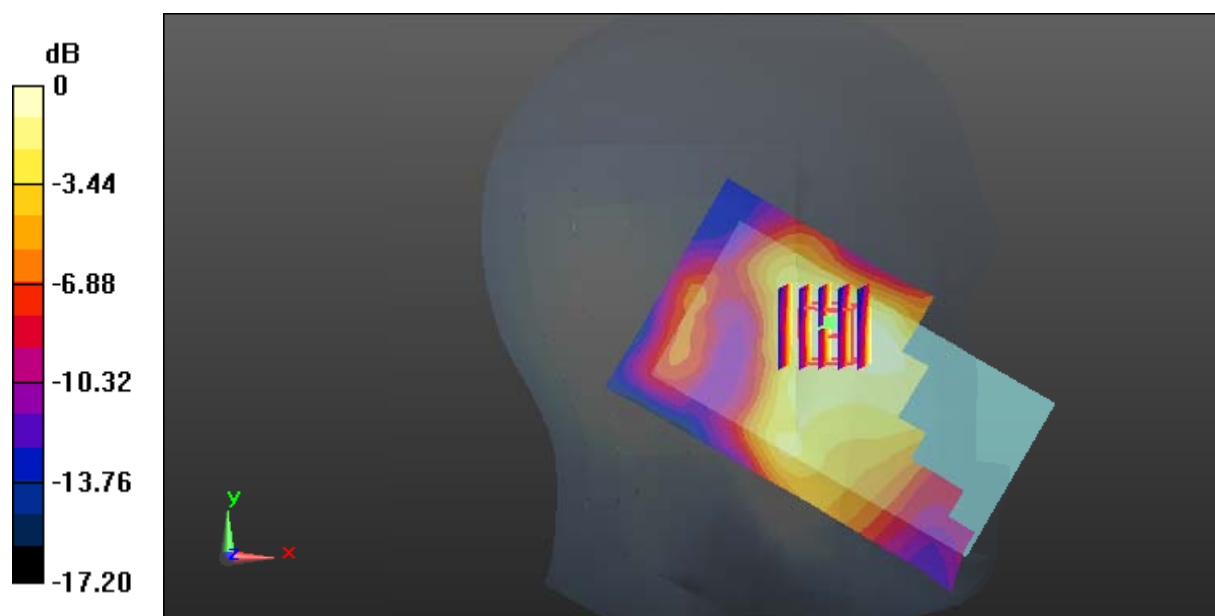
Zoom Scan (5x5x7)/Cube 0: Measurement grid: dx=8mm, dy=8mm, dz=5mm

Reference Value = 6.197 V/m; Power Drift = -0.18 dB

Peak SAR (extrapolated) = 0.602 W/kg

SAR(1 g) = 0.302 W/kg; SAR(10 g) = 0.174 W/kg

Maximum value of SAR (measured) = 0.325 W/kg



0 dB = 0.325 W/kg = -4.88 dBW/kg

Test Plot 68#: LTE Band 7_Head Left Cheek_Middle_50%RB**DUT: 4G Smart Phone; Type: Elite 5T; Serial: 18011500439**

Communication System: Generic FDD-LTE; Frequency: 2535 MHz; Duty Cycle: 1:1
Medium parameters used: $f = 2535$ MHz; $\sigma = 1.899$ S/m; $\epsilon_r = 39.004$; $\rho = 1000$ kg/m³ ;
Phantom section: Left Section

DASY5 Configuration:

- Probe: ES3DV2 - SN3019; ConvF(4.41, 4.41, 4.41); Calibrated: 2017/10/30;
- Sensor-Surface: 4mm (Mechanical Surface Detection)
- Electronics: DAE4 Sn772; Calibrated: 2017/10/9
- Phantom: Twin SAM; Type: Twin SAM V5.0; Serial: 1412
- Measurement SW: DASY52, Version 52.8 (8);

Area Scan (141x81x1): Interpolated grid: dx=1.200 mm, dy=1.200 mm

Maximum value of SAR (interpolated) = 0.317 W/kg


Zoom Scan (5x5x7)/Cube 0: Measurement grid: dx=8mm, dy=8mm, dz=5mm

Reference Value = 5.761 V/m; Power Drift = -0.05 dB

Peak SAR (extrapolated) = 0.540 W/kg

SAR(1 g) = 0.286 W/kg; SAR(10 g) = 0.167 W/kg

Maximum value of SAR (measured) = 0.309 W/kg



0 dB = 0.309 W/kg = -5.10 dBW/kg

Test Plot 69#: LTE Band 7_Head Left Tilt_Middle_1RB**DUT: 4G Smart Phone; Type: Elite 5T; Serial: 18011500439**

Communication System: Generic FDD-LTE; Frequency: 2535 MHz; Duty Cycle: 1:1
Medium parameters used: $f = 2535$ MHz; $\sigma = 1.899$ S/m; $\epsilon_r = 39.004$; $\rho = 1000$ kg/m³ ;
Phantom section: Left Section

DASY5 Configuration:

- Probe: ES3DV2 - SN3019; ConvF(4.41, 4.41, 4.41); Calibrated: 2017/10/30;
- Sensor-Surface: 4mm (Mechanical Surface Detection)
- Electronics: DAE4 Sn772; Calibrated: 2017/10/9
- Phantom: Twin SAM; Type: Twin SAM V5.0; Serial: 1412
- Measurement SW: DASY52, Version 52.8 (8);

Area Scan (141x81x1): Interpolated grid: dx=1.200 mm, dy=1.200 mm

Maximum value of SAR (interpolated) = 0.203 W/kg


Zoom Scan (5x5x7)/Cube 0: Measurement grid: dx=8mm, dy=8mm, dz=5mm

Reference Value = 8.074 V/m; Power Drift = 0.06 dB

Peak SAR (extrapolated) = 0.352 W/kg

SAR(1 g) = 0.178 W/kg; SAR(10 g) = 0.090 W/kg

Maximum value of SAR (measured) = 0.202 W/kg



0 dB = 0.202 W/kg = -6.95 dBW/kg

Test Plot 70#: LTE Band 7_Head Left Tilt_Middle_50%RB**DUT: 4G Smart Phone; Type: Elite 5T; Serial: 18011500439**

Communication System: Generic FDD-LTE; Frequency: 2535 MHz; Duty Cycle: 1:1
Medium parameters used: $f = 2535$ MHz; $\sigma = 1.899$ S/m; $\epsilon_r = 39.004$; $\rho = 1000$ kg/m³ ;
Phantom section: Left Section

DASY5 Configuration:

- Probe: ES3DV2 - SN3019; ConvF(4.41, 4.41, 4.41); Calibrated: 2017/10/30;
- Sensor-Surface: 4mm (Mechanical Surface Detection)
- Electronics: DAE4 Sn772; Calibrated: 2017/10/9
- Phantom: Twin SAM; Type: Twin SAM V5.0; Serial: 1412
- Measurement SW: DASY52, Version 52.8 (8);

Area Scan (141x81x1): Interpolated grid: dx=1.200 mm, dy=1.200 mm

Maximum value of SAR (interpolated) = 0.193 W/kg

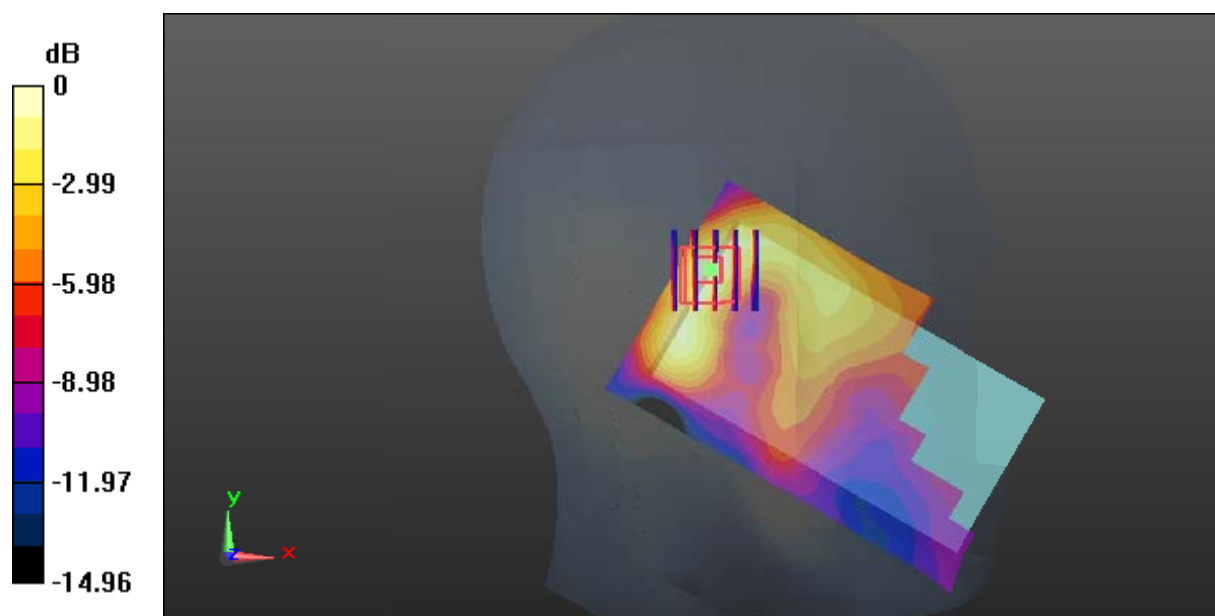
Zoom Scan (5x5x7)/Cube 0: Measurement grid: dx=8mm, dy=8mm, dz=5mm

Reference Value = 8.363 V/m; Power Drift = -0.15 dB

Peak SAR (extrapolated) = 0.348 W/kg

SAR(1 g) = 0.174 W/kg; SAR(10 g) = 0.088 W/kg

Maximum value of SAR (measured) = 0.196 W/kg



Test Plot 71#: LTE Band 7_Head Right Cheek_Middle_1RB**DUT: 4G Smart Phone; Type: Elite 5T; Serial: 18011500439**

Communication System: Generic FDD-LTE; Frequency: 2535 MHz; Duty Cycle: 1:1
Medium parameters used: $f = 2535$ MHz; $\sigma = 1.899$ S/m; $\epsilon_r = 39.004$; $\rho = 1000$ kg/m³ ;
Phantom section: Right Section

DASY5 Configuration:

- Probe: ES3DV2 - SN3019; ConvF(4.41, 4.41, 4.41); Calibrated: 2017/10/30;
- Sensor-Surface: 4mm (Mechanical Surface Detection)
- Electronics: DAE4 Sn772; Calibrated: 2017/10/9
- Phantom: Twin SAM; Type: Twin SAM V5.0; Serial: 1412
- Measurement SW: DASY52, Version 52.8 (8);

Area Scan (141x71x1): Interpolated grid: dx=1.200 mm, dy=1.200 mm

Maximum value of SAR (interpolated) = 0.896 W/kg


Zoom Scan (5x5x7)/Cube 0: Measurement grid: dx=8mm, dy=8mm, dz=5mm

Reference Value = 4.910 V/m; Power Drift = -0.03 dB

Peak SAR (extrapolated) = 1.46 W/kg

SAR(1 g) = 0.770 W/kg; SAR(10 g) = 0.416 W/kg

Maximum value of SAR (measured) = 0.838 W/kg



0 dB = 0.838 W/kg = -0.77 dBW/kg

Test Plot 72#: LTE Band 7_Head Right Cheek_Middle_50%RB**DUT: 4G Smart Phone; Type: Elite 5T; Serial: 18011500439**

Communication System: Generic FDD-LTE; Frequency: 2535 MHz; Duty Cycle: 1:1
Medium parameters used: $f = 2535$ MHz; $\sigma = 1.899$ S/m; $\epsilon_r = 39.004$; $\rho = 1000$ kg/m³ ;
Phantom section: Right Section

DASY5 Configuration:

- Probe: ES3DV2 - SN3019; ConvF(4.41, 4.41, 4.41); Calibrated: 2017/10/30;
- Sensor-Surface: 4mm (Mechanical Surface Detection)
- Electronics: DAE4 Sn772; Calibrated: 2017/10/9
- Phantom: Twin SAM; Type: Twin SAM V5.0; Serial: 1412
- Measurement SW: DASY52, Version 52.8 (8);

Area Scan (141x71x1): Interpolated grid: dx=1.200 mm, dy=1.200 mm

Maximum value of SAR (interpolated) = 0.862 W/kg


Zoom Scan (5x5x7)/Cube 0: Measurement grid: dx=8mm, dy=8mm, dz=5mm

Reference Value = 4.721 V/m; Power Drift = 0.17 dB

Peak SAR (extrapolated) = 1.39 W/kg

SAR(1 g) = 0.741 W/kg; SAR(10 g) = 0.397 W/kg

Maximum value of SAR (measured) = 0.822 W/kg



0 dB = 0.822 W/kg = -0.85 dBW/kg

Test Plot 73#: LTE Band 7_Head Right Tilt_Middle_1RB**DUT: 4G Smart Phone; Type: Elite 5T; Serial: 18011500439**

Communication System: Generic FDD-LTE; Frequency: 2535 MHz; Duty Cycle: 1:1
Medium parameters used: $f = 2535$ MHz; $\sigma = 1.899$ S/m; $\epsilon_r = 39.004$; $\rho = 1000$ kg/m³ ;
Phantom section: Right Section

DASY5 Configuration:

- Probe: ES3DV2 - SN3019; ConvF(4.41, 4.41, 4.41); Calibrated: 2017/10/30;
- Sensor-Surface: 4mm (Mechanical Surface Detection)
- Electronics: DAE4 Sn772; Calibrated: 2017/10/9
- Phantom: Twin SAM; Type: Twin SAM V5.0; Serial: 1412
- Measurement SW: DASY52, Version 52.8 (8);

Area Scan (141x71x1): Interpolated grid: dx=1.200 mm, dy=1.200 mm

Maximum value of SAR (interpolated) = 0.262 W/kg

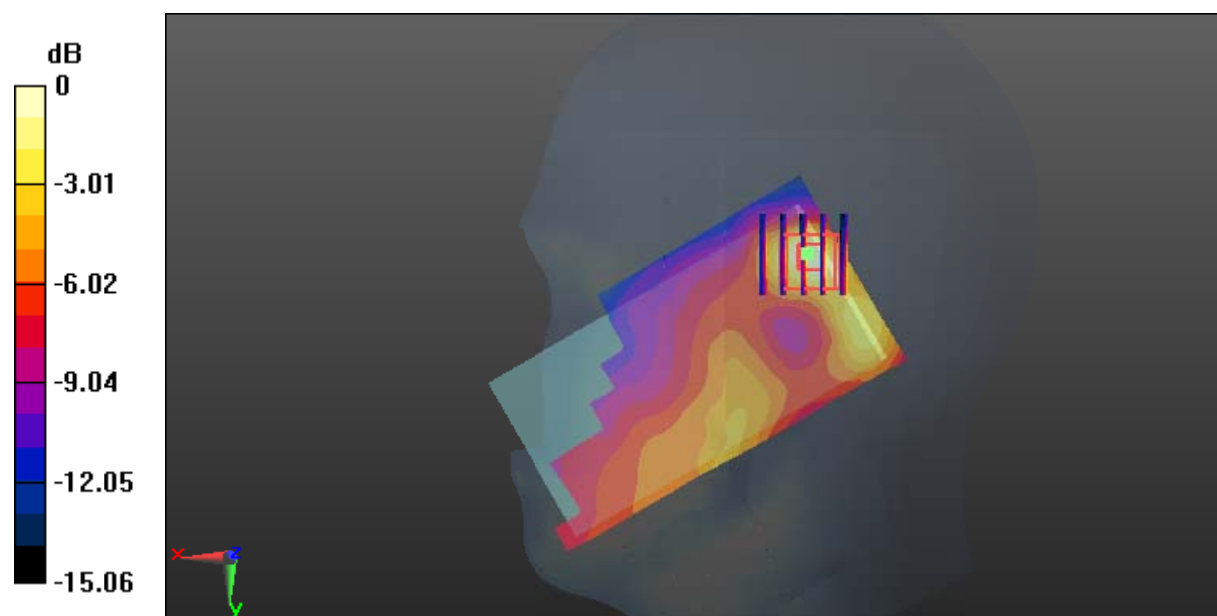
Zoom Scan (5x5x7)/Cube 0: Measurement grid: dx=8mm, dy=8mm, dz=5mm

Reference Value = 7.213 V/m; Power Drift = -0.02 dB

Peak SAR (extrapolated) = 0.471 W/kg

SAR(1 g) = 0.213 W/kg; SAR(10 g) = 0.100 W/kg

Maximum value of SAR (measured) = 0.238 W/kg



Test Plot 74#: LTE Band 7_Head Right Tilt_Middle_50%RB**DUT: 4G Smart Phone; Type: Elite 5T; Serial: 18011500439**

Communication System: Generic FDD-LTE; Frequency: 2535 MHz; Duty Cycle: 1:1
Medium parameters used: $f = 2535$ MHz; $\sigma = 1.899$ S/m; $\epsilon_r = 39.004$; $\rho = 1000$ kg/m³ ;
Phantom section: Right Section

DASY5 Configuration:

- Probe: ES3DV2 - SN3019; ConvF(4.41, 4.41, 4.41); Calibrated: 2017/10/30;
- Sensor-Surface: 4mm (Mechanical Surface Detection)
- Electronics: DAE4 Sn772; Calibrated: 2017/10/9
- Phantom: Twin SAM; Type: Twin SAM V5.0; Serial: 1412
- Measurement SW: DASY52, Version 52.8 (8);

Area Scan (141x71x1): Interpolated grid: $dx=1.200$ mm, $dy=1.200$ mm

Maximum value of SAR (interpolated) = 0.252 W/kg

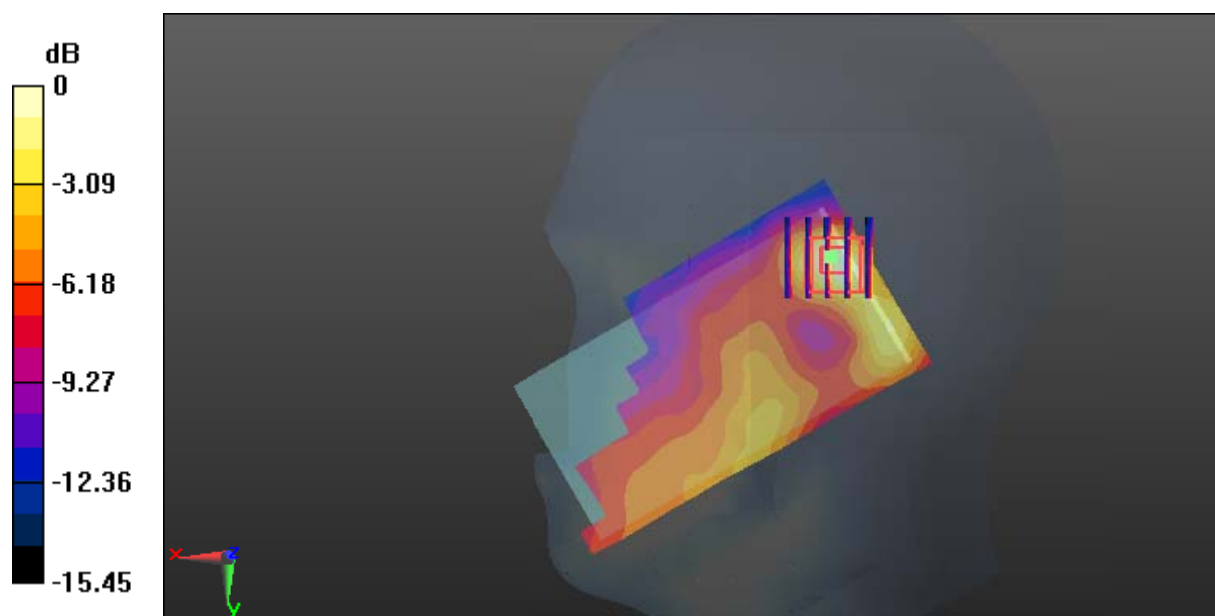
Zoom Scan (5x5x7)/Cube 0: Measurement grid: $dx=8$ mm, $dy=8$ mm, $dz=5$ mm

Reference Value = 7.752 V/m; Power Drift = -0.20 dB

Peak SAR (extrapolated) = 0.442 W/kg

SAR(1 g) = 0.204 W/kg; SAR(10 g) = 0.097 W/kg

Maximum value of SAR (measured) = 0.229 W/kg



0 dB = 0.229 W/kg = -6.40 dBW/kg

Test Plot 75#: LTE Band 7_Body Back_Middle_1RB**DUT: 4G Smart Phone; Type: Elite 5T; Serial: 18011500439**

Communication System: Generic FDD-LTE; Frequency: 2535 MHz; Duty Cycle: 1:1
Medium parameters used: $f = 2535$ MHz; $\sigma = 2.107$ S/m; $\epsilon_r = 52.51$; $\rho = 1000$ kg/m³ ;
Phantom section: Center Section

DASY5 Configuration:

- Probe: ES3DV2 - SN3019; ConvF(4.05, 4.05, 4.05); Calibrated: 2017/10/30;
- Sensor-Surface: 4mm (Mechanical Surface Detection)
- Electronics: DAE4 Sn772; Calibrated: 2017/10/9
- Phantom: Triple Flat Phantom 5.1C; Type: QD 000 P51 CA; Serial: 1130
- Measurement SW: DASY52, Version 52.8 (8);

Area Scan (141x71x1): Interpolated grid: dx=1.200 mm, dy=1.200 mm

Maximum value of SAR (interpolated) = 0.566 W/kg

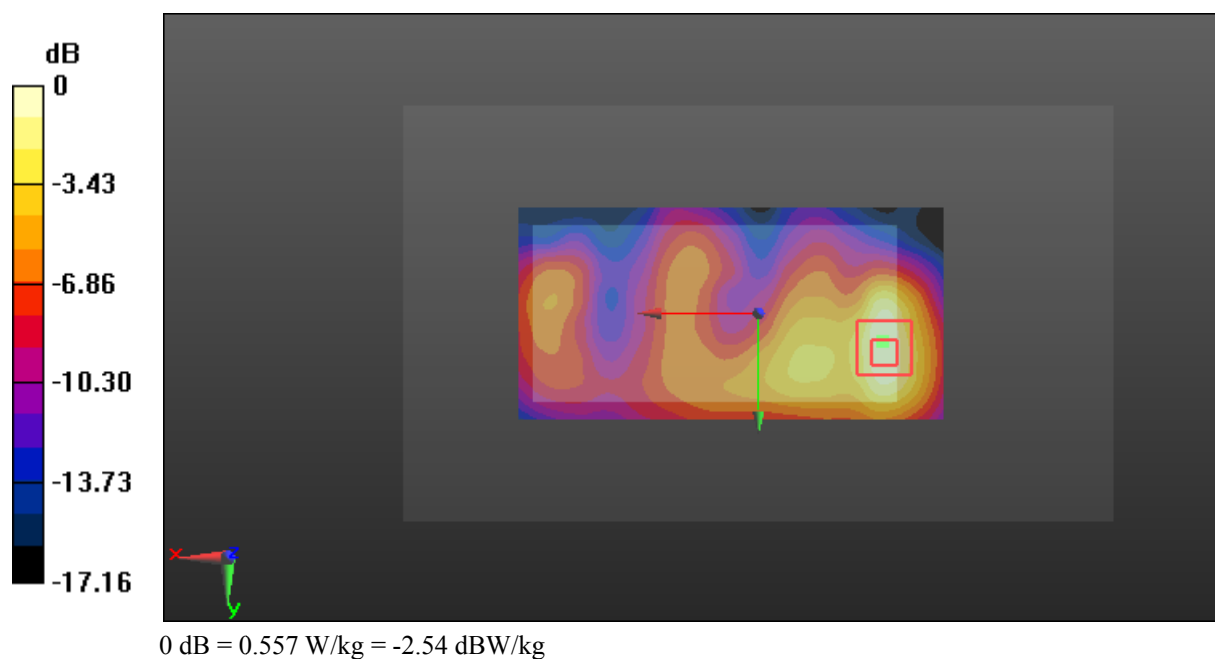
Zoom Scan (5x5x7)/Cube 0: Measurement grid: dx=8mm, dy=8mm, dz=5mm

Reference Value = 5.486 V/m; Power Drift = 0.08 dB

Peak SAR (extrapolated) = 1.26 W/kg

SAR(1 g) = 0.512 W/kg; SAR(10 g) = 0.239 W/kg

Maximum value of SAR (measured) = 0.557 W/kg



Test Plot 76#: LTE Band 7_Body Back_Middle_50%RB**DUT: 4G Smart Phone; Type: Elite 5T; Serial: 18011500439**

Communication System: Generic FDD-LTE; Frequency: 2535 MHz; Duty Cycle: 1:1
Medium parameters used: $f = 2535$ MHz; $\sigma = 2.107$ S/m; $\epsilon_r = 52.51$; $\rho = 1000$ kg/m³ ;
Phantom section: Center Section

DASY5 Configuration:

- Probe: ES3DV2 - SN3019; ConvF(4.05, 4.05, 4.05); Calibrated: 2017/10/30;
- Sensor-Surface: 4mm (Mechanical Surface Detection)
- Electronics: DAE4 Sn772; Calibrated: 2017/10/9
- Phantom: Triple Flat Phantom 5.1C; Type: QD 000 P51 CA; Serial: 1130
- Measurement SW: DASY52, Version 52.8 (8);

Area Scan (141x71x1): Interpolated grid: dx=1.200 mm, dy=1.200 mm

Maximum value of SAR (interpolated) = 0.396 W/kg


Zoom Scan (5x5x7)/Cube 0: Measurement grid: dx=8mm, dy=8mm, dz=5mm

Reference Value = 4.866 V/m; Power Drift = -0.01 dB

Peak SAR (extrapolated) = 0.848 W/kg

SAR(1 g) = 0.356 W/kg; SAR(10 g) = 0.170 W/kg

Maximum value of SAR (measured) = 0.385 W/kg



Test Plot 77#: LTE Band 7_Body Left_Middle_1RB**DUT: 4G Smart Phone; Type: Elite 5T; Serial: 18011500439**

Communication System: Generic FDD-LTE; Frequency: 2535 MHz; Duty Cycle: 1:1
Medium parameters used: $f = 2535$ MHz; $\sigma = 2.107$ S/m; $\epsilon_r = 52.51$; $\rho = 1000$ kg/m³ ;
Phantom section: Center Section

DASY5 Configuration:

- Probe: ES3DV2 - SN3019; ConvF(4.05, 4.05, 4.05); Calibrated: 2017/10/30;
- Sensor-Surface: 4mm (Mechanical Surface Detection)
- Electronics: DAE4 Sn772; Calibrated: 2017/10/9
- Phantom: Triple Flat Phantom 5.1C; Type: QD 000 P51 CA; Serial: 1130
- Measurement SW: DASY52, Version 52.8 (8);

Area Scan (131x61x1): Interpolated grid: dx=1.200 mm, dy=1.200 mm

Maximum value of SAR (interpolated) = 0.0809 W/kg


Zoom Scan (6x6x7)/Cube 0: Measurement grid: dx=8mm, dy=8mm, dz=5mm

Reference Value = 2.812 V/m; Power Drift = 0.03 dB

Peak SAR (extrapolated) = 0.188 W/kg

SAR(1 g) = 0.047 W/kg; SAR(10 g) = 0.020 W/kg

Maximum value of SAR (measured) = 0.0417 W/kg



Test Plot 78#: LTE Band 7_Body Left_Middle_50%RB**DUT: 4G Smart Phone; Type: Elite 5T; Serial: 18011500439**

Communication System: Generic FDD-LTE; Frequency: 2535 MHz; Duty Cycle: 1:1
Medium parameters used: $f = 2535$ MHz; $\sigma = 2.107$ S/m; $\epsilon_r = 52.51$; $\rho = 1000$ kg/m³ ;
Phantom section: Center Section

DASY5 Configuration:

- Probe: ES3DV2 - SN3019; ConvF(4.05, 4.05, 4.05); Calibrated: 2017/10/30;
- Sensor-Surface: 4mm (Mechanical Surface Detection)
- Electronics: DAE4 Sn772; Calibrated: 2017/10/9
- Phantom: Triple Flat Phantom 5.1C; Type: QD 000 P51 CA; Serial: 1130
- Measurement SW: DASY52, Version 52.8 (8);

Area Scan (131x61x1): Interpolated grid: dx=1.200 mm, dy=1.200 mm

Maximum value of SAR (interpolated) = 0.0742 W/kg


Zoom Scan (5x5x7)/Cube 0: Measurement grid: dx=8mm, dy=8mm, dz=5mm

Reference Value = 2.497 V/m; Power Drift = 0.16 dB

Peak SAR (extrapolated) = 0.0560 W/kg

SAR(1 g) = 0.032 W/kg; SAR(10 g) = 0.017 W/kg

Maximum value of SAR (measured) = 0.0345 W/kg



Test Plot 79#: LTE Band 7_Body Right_Middle_1RB**DUT: 4G Smart Phone; Type: Elite 5T; Serial: 18011500439**

Communication System: Generic FDD-LTE; Frequency: 2535 MHz; Duty Cycle: 1:1
Medium parameters used: $f = 2535$ MHz; $\sigma = 2.107$ S/m; $\epsilon_r = 52.51$; $\rho = 1000$ kg/m³ ;
Phantom section: Center Section

DASY5 Configuration:

- Probe: ES3DV2 - SN3019; ConvF(4.05, 4.05, 4.05); Calibrated: 2017/10/30;
- Sensor-Surface: 4mm (Mechanical Surface Detection)
- Electronics: DAE4 Sn772; Calibrated: 2017/10/9
- Phantom: Triple Flat Phantom 5.1C; Type: QD 000 P51 CA; Serial: 1130
- Measurement SW: DASY52, Version 52.8 (8);

Area Scan (131x61x1): Interpolated grid: dx=1.200 mm, dy=1.200 mm

Maximum value of SAR (interpolated) = 0.451 W/kg


Zoom Scan (5x5x7)/Cube 0: Measurement grid: dx=8mm, dy=8mm, dz=5mm

Reference Value = 12.24 V/m; Power Drift = -0.18 dB

Peak SAR (extrapolated) = 1.09 W/kg

SAR(1 g) = 0.415 W/kg; SAR(10 g) = 0.193 W/kg

Maximum value of SAR (measured) = 0.441 W/kg



Test Plot 80#: LTE Band 7_Body Right_Middle_50%RB**DUT: 4G Smart Phone; Type: Elite 5T; Serial: 18011500439**

Communication System: Generic FDD-LTE; Frequency: 2535 MHz; Duty Cycle: 1:1
Medium parameters used: $f = 2535$ MHz; $\sigma = 2.107$ S/m; $\epsilon_r = 52.51$; $\rho = 1000$ kg/m³ ;
Phantom section: Center Section

DASY5 Configuration:

- Probe: ES3DV2 - SN3019; ConvF(4.05, 4.05, 4.05); Calibrated: 2017/10/30;
- Sensor-Surface: 4mm (Mechanical Surface Detection)
- Electronics: DAE4 Sn772; Calibrated: 2017/10/9
- Phantom: Triple Flat Phantom 5.1C; Type: QD 000 P51 CA; Serial: 1130
- Measurement SW: DASY52, Version 52.8 (8);

Area Scan (131x61x1): Interpolated grid: dx=1.200 mm, dy=1.200 mm

Maximum value of SAR (interpolated) = 0.298 W/kg

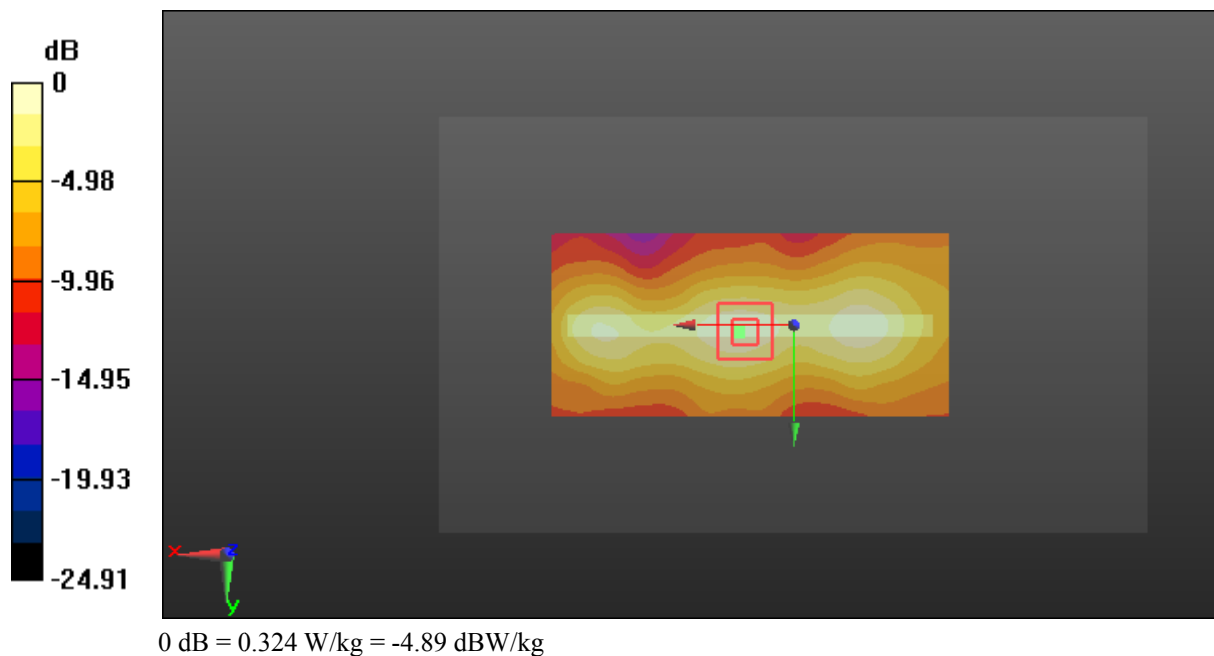
Zoom Scan (5x5x7)/Cube 0: Measurement grid: dx=8mm, dy=8mm, dz=5mm

Reference Value = 9.613 V/m; Power Drift = 0.18 dB

Peak SAR (extrapolated) = 0.698 W/kg

SAR(1 g) = 0.294 W/kg; SAR(10 g) = 0.142 W/kg

Maximum value of SAR (measured) = 0.324 W/kg



Test Plot 81#: LTE Band 7_Body Bottom_Middle_1RB**DUT: 4G Smart Phone; Type: Elite 5T; Serial: 18011500439**

Communication System: Generic FDD-LTE; Frequency: 2535 MHz; Duty Cycle: 1:1
Medium parameters used: $f = 2535$ MHz; $\sigma = 2.107$ S/m; $\epsilon_r = 52.51$; $\rho = 1000$ kg/m³ ;
Phantom section: Center Section

DASY5 Configuration:

- Probe: ES3DV2 - SN3019; ConvF(4.05, 4.05, 4.05); Calibrated: 2017/10/30;
- Sensor-Surface: 4mm (Mechanical Surface Detection)
- Electronics: DAE4 Sn772; Calibrated: 2017/10/9
- Phantom: Triple Flat Phantom 5.1C; Type: QD 000 P51 CA; Serial: 1130
- Measurement SW: DASY52, Version 52.8 (8);

Area Scan (61x81x1): Interpolated grid: dx=1.200 mm, dy=1.200 mm

Maximum value of SAR (interpolated) = 0.953 W/kg


Zoom Scan (5x5x7)/Cube 0: Measurement grid: dx=8mm, dy=8mm, dz=5mm

Reference Value = 16.88 V/m; Power Drift = -0.13 dB

Peak SAR (extrapolated) = 1.90 W/kg

SAR(1 g) = 0.738 W/kg; SAR(10 g) = 0.319 W/kg

Maximum value of SAR (measured) = 0.798 W/kg



Test Plot 82#: LTE Band 7_Body Bottom_Middle_50%RB**DUT: 4G Smart Phone; Type: Elite 5T; Serial: 18011500439**

Communication System: Generic FDD-LTE; Frequency: 2535 MHz; Duty Cycle: 1:1
Medium parameters used: $f = 2535$ MHz; $\sigma = 2.107$ S/m; $\epsilon_r = 52.51$; $\rho = 1000$ kg/m³ ;
Phantom section: Center Section

DASY5 Configuration:

- Probe: ES3DV2 - SN3019; ConvF(4.05, 4.05, 4.05); Calibrated: 2017/10/30;
- Sensor-Surface: 4mm (Mechanical Surface Detection)
- Electronics: DAE4 Sn772; Calibrated: 2017/10/9
- Phantom: Triple Flat Phantom 5.1C; Type: QD 000 P51 CA; Serial: 1130
- Measurement SW: DASY52, Version 52.8 (8);

Area Scan (61x81x1): Interpolated grid: dx=1.200 mm, dy=1.200 mm

Maximum value of SAR (interpolated) = 0.650 W/kg

Zoom Scan (5x5x7)/Cube 0: Measurement grid: dx=8mm, dy=8mm, dz=5mm

Reference Value = 13.55 V/m; Power Drift = 0.04 dB

Peak SAR (extrapolated) = 1.52 W/kg

SAR(1 g) = 0.583 W/kg; SAR(10 g) = 0.250 W/kg

Maximum value of SAR (measured) = 0.631 W/kg

