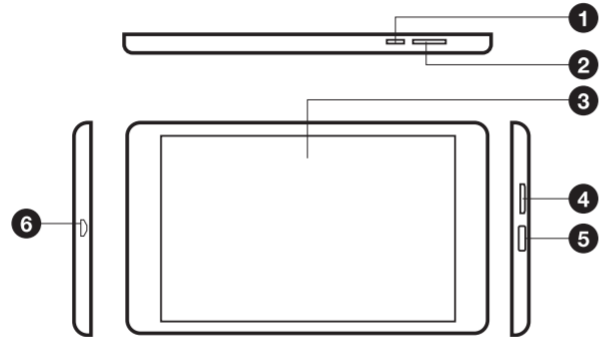


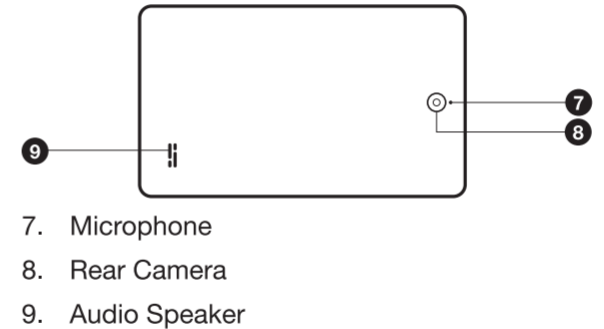


CAP-001M



WHAT ARE THE BUTTONS AND PORTS?

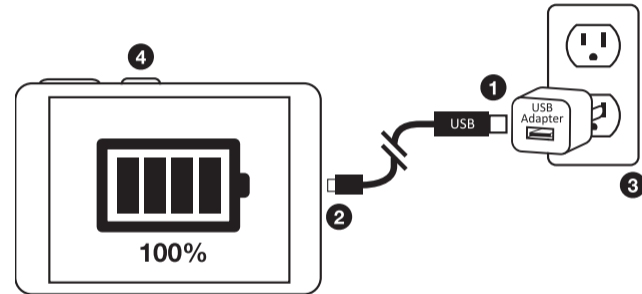
1. Power Button
(Hold down until screen lights up and logo appears on display)
2. Volume Button +/-
3. Touch Screen Display
4. MicroSD Card Slot
(Supports cards up to 64 GB)
5. Micro USB Port
(Firmware upgrades and data connection to PC)
6. USB Type-C Port (For charging unit)



HOW DO I CHARGE THE BATTERY?

NOTE: Use the included USB power adapter and cable to charge the unit. Device contains a built-in rechargeable lithium battery. Fully charge the unit prior to first use.

1. Connect USB-C Cable to USB adapter.
2. Plug into the Type-C Port.
3. Plug USB adapter into a grounded power outlet.
4. The battery charge percentage will show on the screen.



WI-FI NETWORK

When you first power ON the tablet, it will automatically guide you through the process of connecting to a WI-Fi network. Follow the guide and enter the information when prompted. If you choose to skip this process, you can do it later by following the steps below. Additional connection options can be found by pressing the Advanced button within the Wi-Fi Settings menu.

»» Go to: Settings > Wi-Fi

»» Turn on Wi-Fi, then select the desired network from the list and press Connect. If the network is secured with a password you will be prompted to enter it using the keyboard.

»» Once completed, the display will show “Connected” under the name of the network, as well as the Wi-Fi signal strength.

Bluetooth function operation

1. Click setting application in main menu interface.

2. Click connected devices

3. Click pair new devices

4. then MID will automatically search the bluetooth device nearby.

5. Click the available Bluetooth device, it will popup request window, enter into related password, and match the device to connect .

SAFETY PRECAUTIONS:

- Use the product only as intended.
- Use only in environments with temperatures between 5°C to 40°C (41°F to 104°F).
- To avoid hearing damage, do not listen to volume at high levels.
- Connect to a power source with ratings that are indicated on the labels.
- Avoid dropping the unit on hard surfaces.
- Do not use the product while operating a motor vehicle.
- Avoid exposure to liquids, moisture and direct sunlight.
- Improper use of battery can result in a fire and other hazards.

- Avoid using next to strong magnetic fields.
- Battery is nonreplaceable. Dispose of batteries/electronic waste according to local regulations.

Do not attempt to disassemble, repair, or modify the product. Please contact customer service for additional questions and support.

Google, Android, Google Play and other marks are trademarks of Google LLC.

SHENZHEN SYNERGY DIGITAL CO., LTD
All rights reserved

FCC Warning Statement

Changes or modifications not expressly approved by the party responsible for compliance could void the user's authority to operate the equipment. This equipment has been tested and found to comply with the limits for a Class B digital device, pursuant to Part 15 of the FCC Rules. These limits are designed to provide reasonable protection against harmful interference in a residential installation. This equipment generates uses and can radiate radio frequency energy and, if not installed and used in accordance with the instructions, may cause harmful interference to radio communications. However, there is no guarantee that interference will not occur in a particular installation. If this equipment does cause harmful interference to radio or television reception, which can be determined by turning the equipment off and on, the user is encouraged to try to correct the interference by one or more of the following measures:

- - Reorient or relocate the receiving antenna.
- - Increase the separation between the equipment and receiver.
- - Connect the equipment into an outlet on a circuit different from that to which the receiver is connected.
- - Consult the dealer or an experienced radio/TV technician for help.

This device complies with part 15 of the FCC Rules. Operation is subject to the following two conditions:

(1) This device may not cause harmful interference, and

(2) this device must accept any interference received, including interference that may cause undesired operation.

Any Changes or modifications not expressly approved by the party responsible for compliance could void the user's authority to operate the equipment.

This equipment complies with FCC radiation exposure limits set forth for an uncontrolled environment. This transmitter must not be co-located or operating in conjunction with any other antenna or transmitter.