

Test Mode:	802.11n-HT40 - Ant 0 + 1	Test Site:	AC1
Test Channel:	09	Test Engineer:	Roy Cheng
Remark:	1. Average measurement was not performed if peak level lower than average limit. 2. Other frequency was 20dB below limit line within 1-18GHz, there is not show in the report.		

Mark	Frequency (MHz)	Reading Level (dBμV)	Factor (dB)	Measure Level (dBμV/m)	Limit (dBμV/m)	Margin (dB)	Detector	Polarization
*	3145.8	39.0	-1.5	37.5	82.9	-45.4	Peak	Horizontal
*	4456.3	37.2	1.5	38.7	82.9	-44.2	Peak	Horizontal
	4756.3	38.1	2.6	40.7	74.0	-33.3	Peak	Horizontal
	8389.3	35.1	8.1	43.2	74.0	-30.8	Peak	Horizontal
*	3218.5	41.0	-1.6	39.4	82.9	-43.5	Peak	Vertical
*	4456.3	37.0	1.5	38.5	82.9	-44.4	Peak	Vertical
	4936.6	36.7	2.8	39.5	74.0	-34.5	Peak	Vertical
	8479.6	36.1	8.3	44.4	74.0	-29.6	Peak	Vertical

Note 1: "\*" is not in restricted band, its limit is 20dBc of the fundamental emission level (102.9dBμV/m).

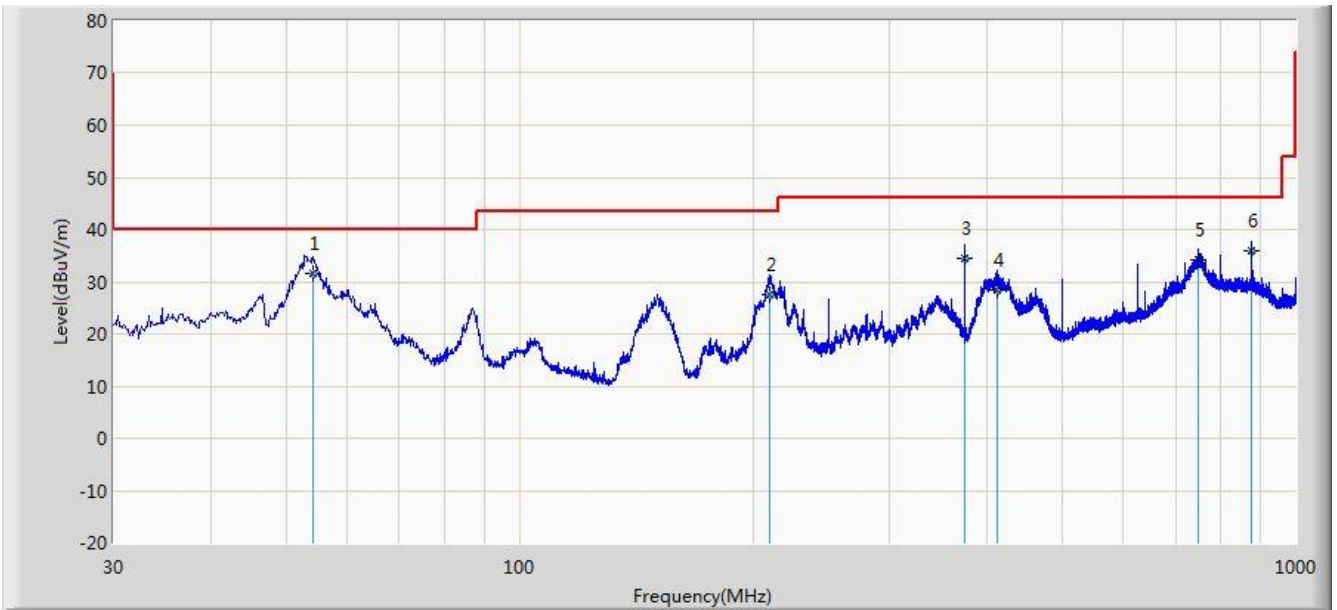
Note 2: Measure Level (dBμV/m) = Reading Level (dBμV) + Factor (dB)

Factor (dB) = Cable Loss (dB) + Antenna Factor (dB/m) - Pre\_Amplifier Gain (dB)

**The worst case of Radiated Emission below 1GHz:**

Site: AC1	Time: 2015/03/08 - 15:07
Limit: FCC_Part15.209_RE(3m)	Engineer: Roy Cheng
Probe: VULB9162_0.03-8GHz	Polarity: Horizontal
EUT: WIFI dual band 4 GE LAN GPON HGU	Power: AC 120V/60Hz

**Note: There is the worst case within frequency range 30MHz~1GHz.**

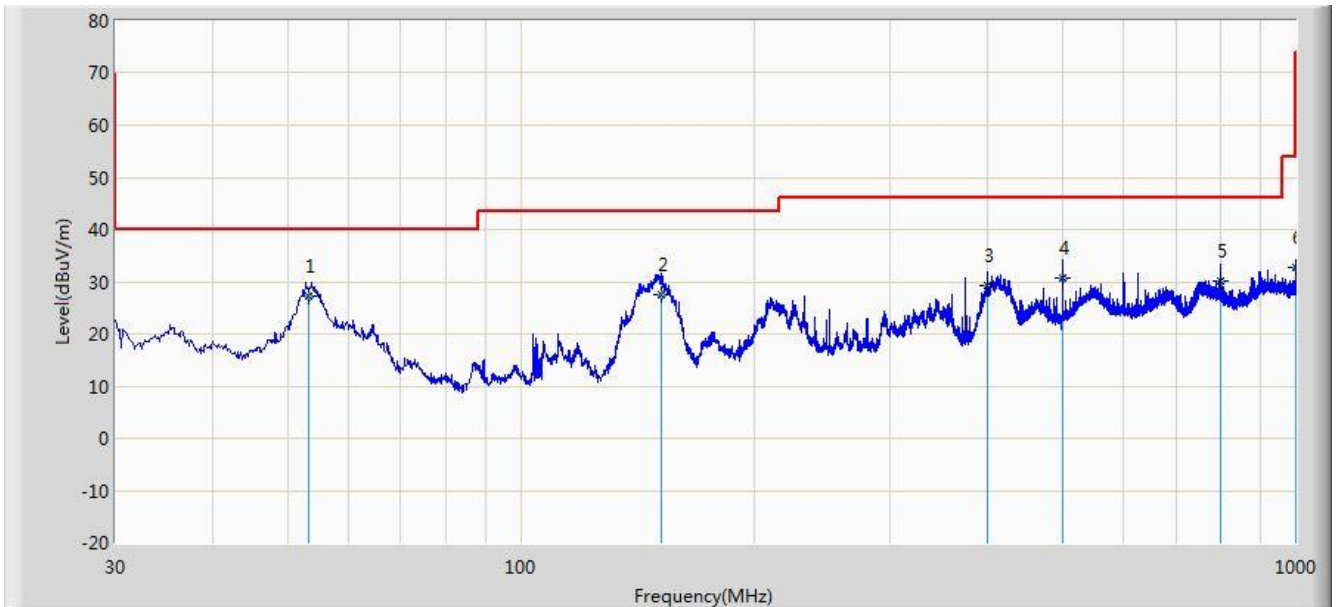


No	Flag	Mark	Frequency (MHz)	Measure Level (dBuV/m)	Reading Level (dBuV)	Over Limit (dB)	Limit (dBuV/m)	Factor (dB)	Type
1		*	54.250	31.650	16.863	-8.350	40.000	14.787	QP
2			210.220	27.644	15.250	-15.856	43.500	12.393	QP
3			375.021	34.394	18.241	-11.606	46.000	16.152	QP
4			412.422	28.499	11.660	-17.501	46.000	16.839	QP
5			750.254	34.153	12.035	-11.847	46.000	22.118	QP
6			875.020	35.827	12.050	-10.173	46.000	23.777	QP

Note: Measure Level (dBuV/m) = Reading Level (dBuV) + Factor (dB)

Factor (dB) = Cable Loss (dB) + Antenna Factor (dB/m)

Site: AC1	Time: 2015/03/08 - 15:07
Limit: FCC_Part15.209_RE(3m)	Engineer: Roy Cheng
Probe: VULB9162_0.03-8GHz	Polarity: Vertical
EUT: WIFI dual band 4 GE LAN GPON HGU	Power: AC 120V/60Hz
<b>Note: There is the worst case within frequency range 30MHz~1GHz.</b>	

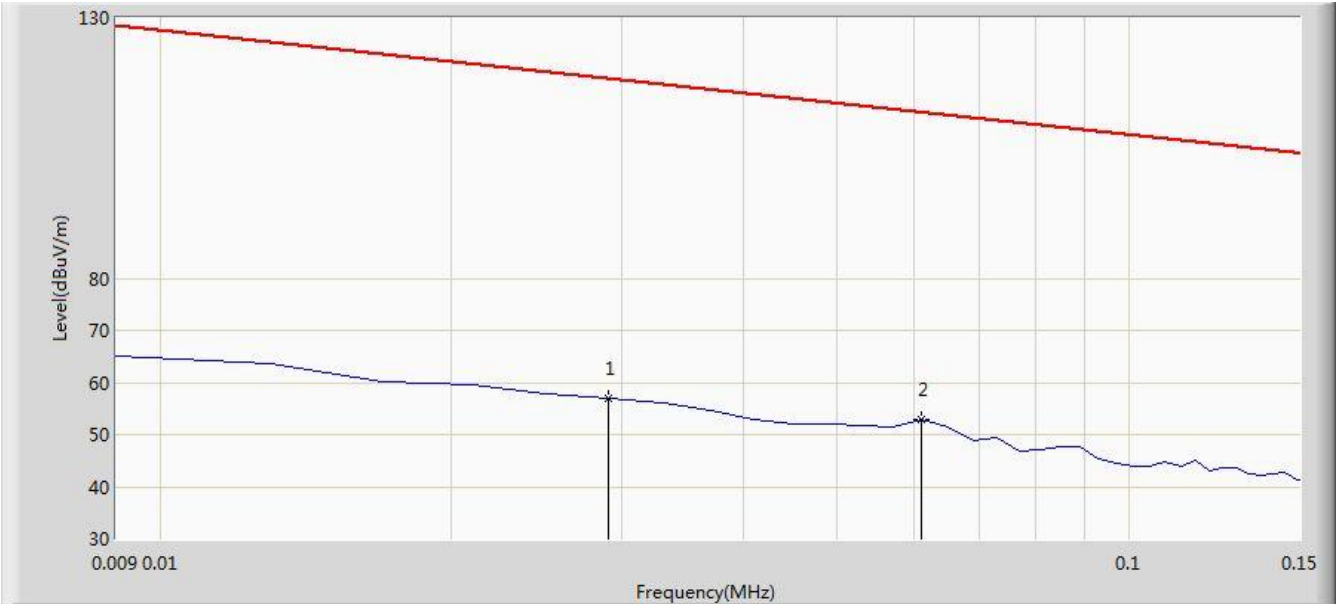


No	Flag	Mark	Frequency (MHz)	Measure Level (dBuV/m)	Reading Level (dBuV)	Over Limit (dB)	Limit (dBuV/m)	Factor (dB)	Type
1		*	53.330	27.211	12.360	-12.789	40.000	14.851	QP
2			151.980	27.404	17.890	-16.096	43.500	9.514	QP
3			400.000	29.173	12.520	-16.827	46.000	16.653	QP
4			500.000	30.620	12.390	-15.380	46.000	18.230	QP
5			800.000	30.080	7.360	-15.920	46.000	22.720	QP
6			1000.000	32.738	7.820	-21.262	54.000	24.918	QP

Note: Measure Level (dBuV/m) = Reading Level (dBuV) + Factor (dB)

Factor (dB) = Cable Loss (dB) + Antenna Factor (dB/m)

Site: AC1	Time: 2015/02/05 - 09:44
Limit: FCC_Part15.209_RE(3m)	Engineer: Roy Cheng
Probe: FMZB1519_0.009-30MHz	Polarity: Face on
EUT: WIFI dual band 4 GE LAN GPON HGU	Power: AC 120V/60Hz
<b>Note: There is the ambient noise within frequency range 9kHz~30MHz.</b>	

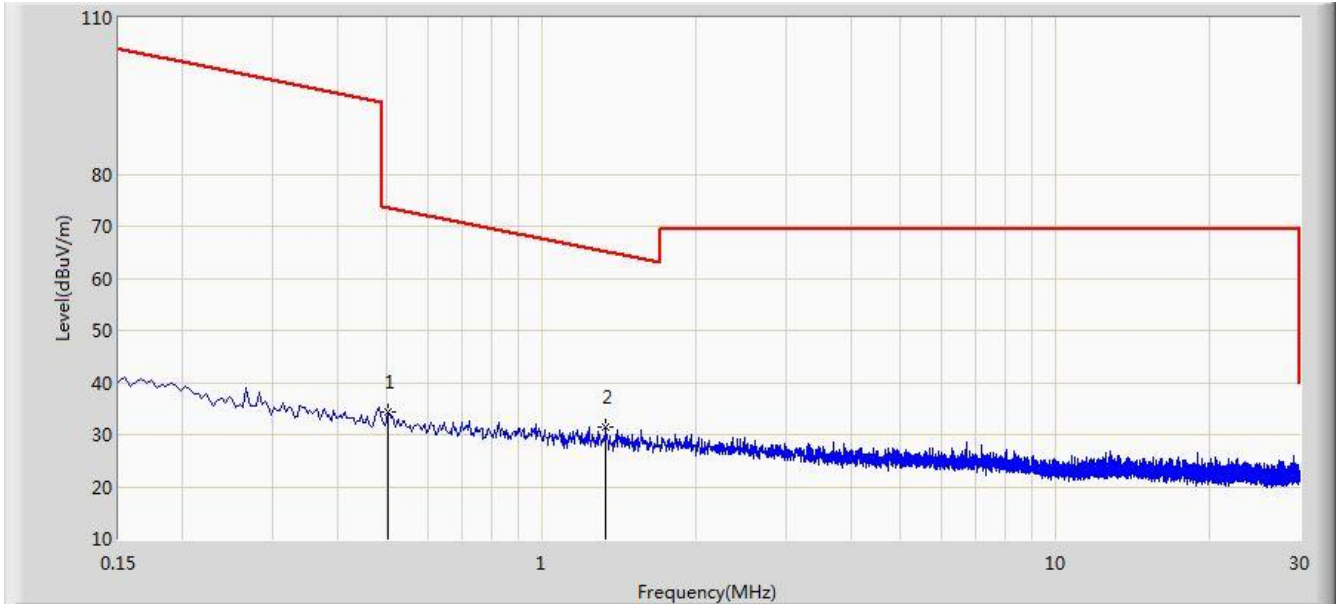


No	Flag	Mark	Frequency (MHz)	Measure Level (dBuV/m)	Reading Level (dBuV)	Over Limit (dB)	Limit (dBuV/m)	Factor (dB)	Type
1			0.029	56.893	35.844	-61.463	118.356	21.049	QP
2		*	0.061	52.853	32.542	-59.045	111.898	20.311	QP

Note: Measure Level (dB $\mu$ V/m) = Reading Level (dB $\mu$ V) + Factor (dB)

Factor (dB) = Cable Loss (dB) + Antenna Factor (dB/m)

Site: AC1	Time: 2015/02/05 - 09:44
Limit: FCC_Part15.209_RE(3m)	Engineer: Roy Cheng
Probe: FMZB1519_0.009-30MHz	Polarity: Face on
EUT: WIFI dual band 4 GE LAN GPON HGU	Power: AC 120V/60Hz
<b>Note: There is the ambient noise within frequency range 9kHz~30MHz.</b>	

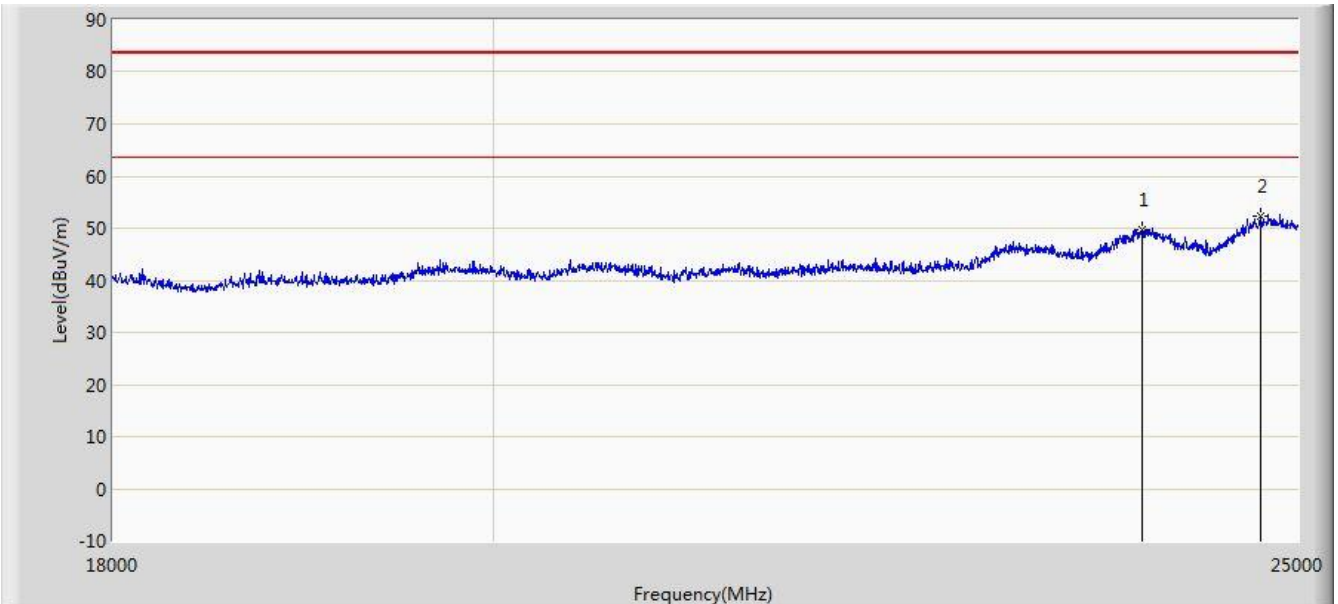


No	Flag	Mark	Frequency (MHz)	Measure Level (dBuV/m)	Reading Level (dBuV)	Over Limit (dB)	Limit (dBuV/m)	Factor (dB)	Type
1			0.502	34.370	13.947	-39.220	73.590	20.423	QP
2		*	1.334	31.595	11.104	-33.530	65.125	20.491	QP

Note: Measure Level (dB $\mu$ V/m) = Reading Level (dB $\mu$ V) + Factor (dB)

Factor (dB) = Cable Loss (dB) + Antenna Factor (dB/m)

Site: AC1	Time: 2015/02/05 - 10:21
Limit: FCC_Part15.209_RE(1m)	Engineer: Roy Cheng
Probe: BBHA9170_18-40GHz	Polarity: Horizontal
EUT: WIFI dual band 4 GE LAN GPON HGU	Power: AC 120V/60Hz
<b>Note: There is the ambient noise within frequency range 18GHz~25GHz.</b>	

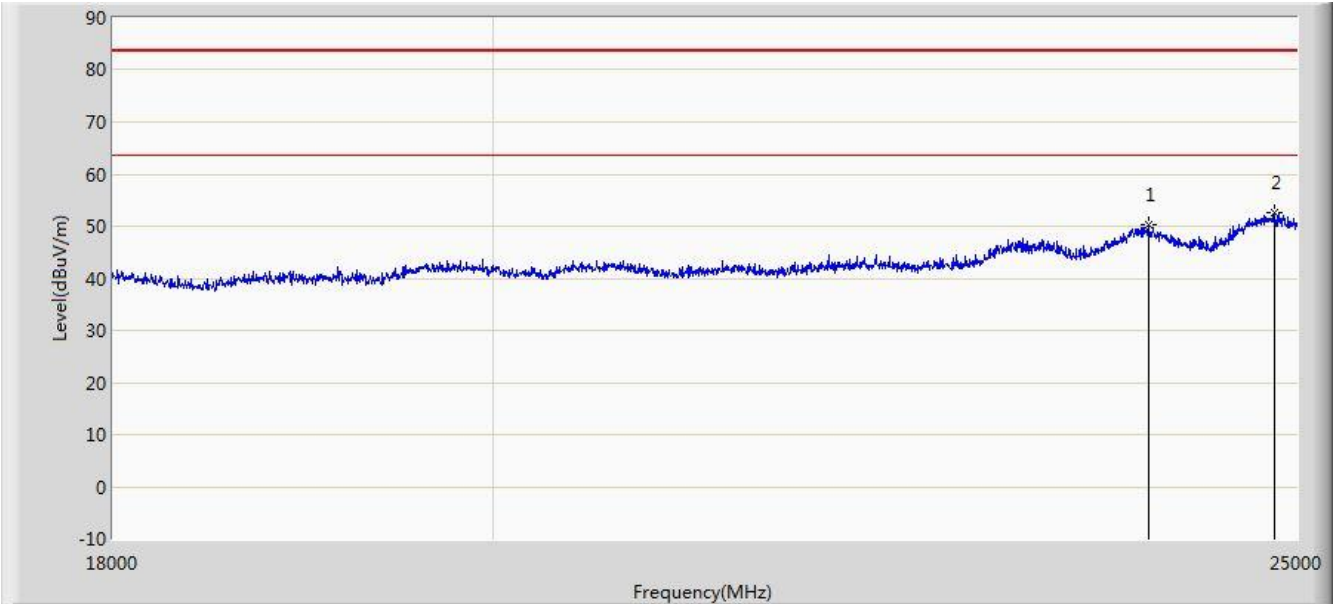


No	Flag	Mark	Frequency (MHz)	Measure Level (dBuV/m)	Reading Level (dBuV)	Over Limit (dB)	Limit (dBuV/m)	Factor (dB)	Type
1			23943.000	49.776	35.866	-33.724	83.500	13.910	PK
2		*	24741.000	52.375	37.681	-31.125	83.500	14.694	PK

Note: Measure Level (dB $\mu$ V/m) = Reading Level (dB $\mu$ V) + Factor (dB)

Factor (dB) = Cable Loss (dB) + Antenna Factor (dB/m) - Pre\_Amplifier Gain (dB)

Site: AC1	Time: 2015/02/05 - 10:21
Limit: FCC_Part15.209_RE(1m)	Engineer: Roy Cheng
Probe: BBHA9170_18-40GHz	Polarity: Vertical
EUT: WIFI dual band 4 GE LAN GPON HGU	Power: AC 120V/60Hz
<b>Note: There is the ambient noise within frequency range 18GHz~25GHz.</b>	



No	Flag	Mark	Frequency (MHz)	Measure Level (dBuV/m)	Reading Level (dBuV)	Over Limit (dB)	Limit (dBuV/m)	Factor (dB)	Type
1			23999.000	50.379	36.435	-33.121	83.500	13.944	PK
2		*	24846.000	52.503	37.735	-30.997	83.500	14.768	PK

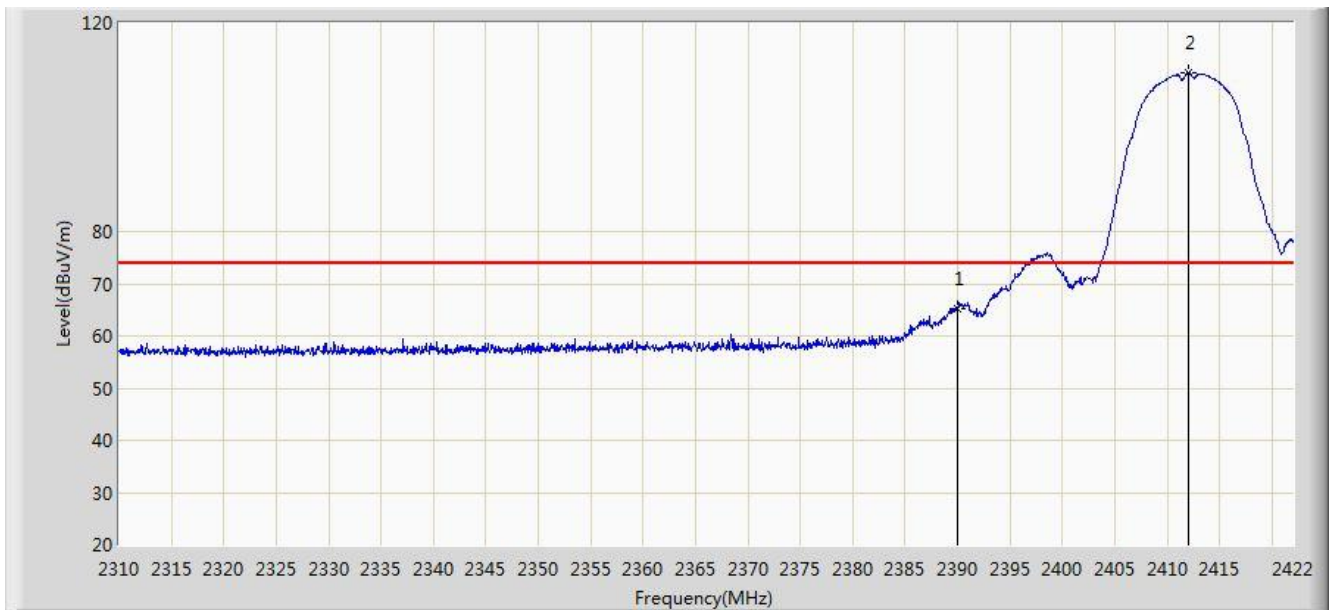
Note: Measure Level (dB $\mu$ V/m) = Reading Level (dB $\mu$ V) + Factor (dB)

Factor (dB) = Cable Loss (dB) + Antenna Factor (dB/m) - Pre\_Amplifier Gain (dB)

## 7.7. Radiated Restricted Band Edge Measurement

### 7.7.1. Test Result

Site: AC1	Time: 2015/03/14 - 13:45
Limit: FCC_Part15.209_RE(3m)	Engineer: Roy Cheng
Probe: BBHA9120D_1-18GHz	Polarity: Horizontal
EUT: WIFI dual band 4 GE LAN GPON HGU	Power: AC 120V/60Hz
Test Mode: Transmit at channel 2412MHz by 802.11b Ant 0	



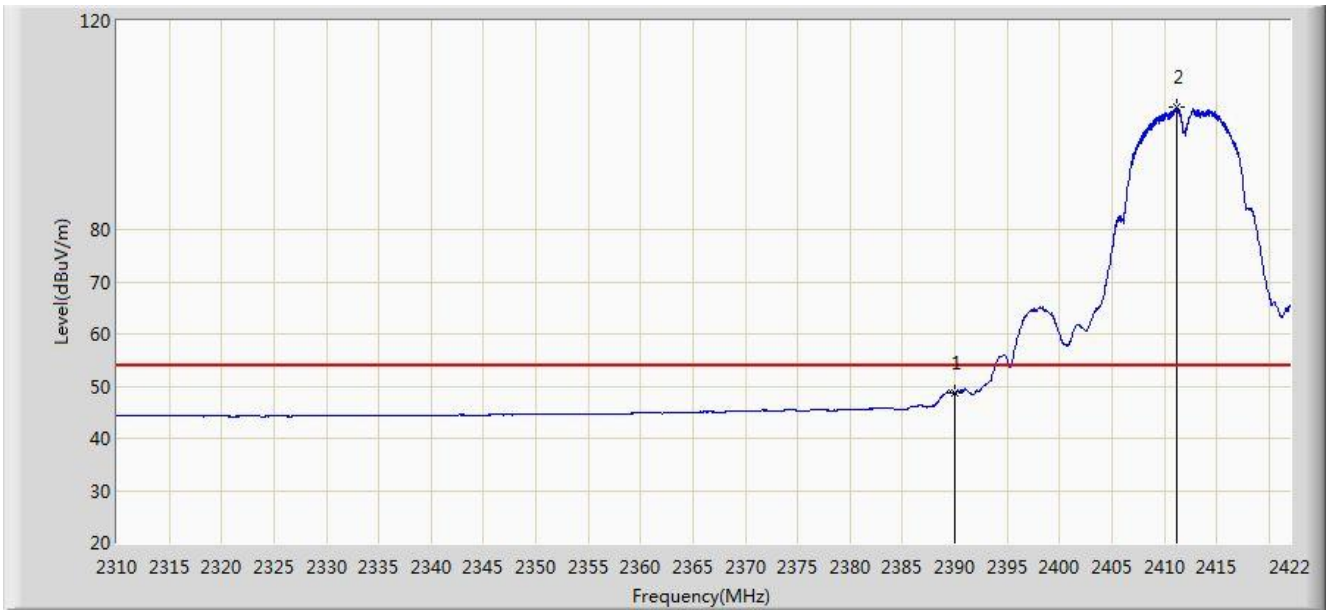
No	Flag	Mark	Frequency (MHz)	Measure Level (dBuV/m)	Reading Level (dBuV)	Over Limit (dB)	Limit (dBuV/m)	Factor (dB)	Type
1			2390.000	65.277	34.074	-8.723	74.000	31.203	PK
2		*	2412.032	110.475	79.305	N/A	N/A	31.170	PK

Note: Measure Level (dB $\mu$ V/m) = Reading Level (dB $\mu$ V) + Factor (dB)

Factor (dB) = Cable Loss (dB) + Antenna Factor (dB/m).



Site: AC1	Time: 2015/03/14 - 14:35
Limit: FCC_Part15.209_RE(3m)	Engineer: Roy Cheng
Probe: BBHA9120D_1-18GHz	Polarity: Horizontal
EUT: WIFI dual band 4 GE LAN GPON HGU	Power: AC 120V/60Hz
Test Mode: Transmit at channel 2412MHz by 802.11b Ant 0	

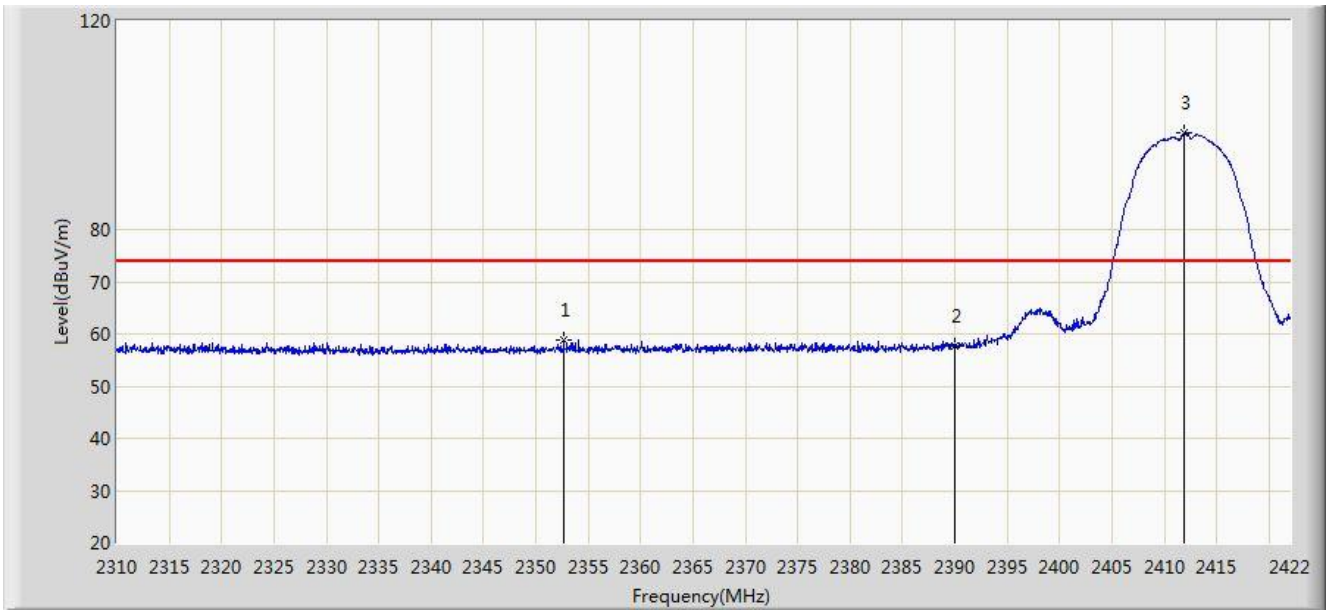


No	Flag	Mark	Frequency (MHz)	Measure Level (dBuV/m)	Reading Level (dBuV)	Over Limit (dB)	Limit (dBuV/m)	Factor (dB)	Type
1			2390.000	48.737	17.534	-5.263	54.000	31.203	AV
2		*	2411.248	103.340	72.169	N/A	N/A	31.171	AV

Note: Measure Level (dBuV/m) = Reading Level (dBuV) + Factor (dB)

Factor (dB) = Cable Loss (dB) + Antenna Factor (dB/m).

Site: AC1	Time: 2015/03/14 - 14:37
Limit: FCC_Part15.209_RE(3m)	Engineer: Roy Cheng
Probe: BBHA9120D_1-18GHz	Polarity: Vertical
EUT: WIFI dual band 4 GE LAN GPON HGU	Power: AC 120V/60Hz
Test Mode: Transmit at channel 2412MHz by 802.11b Ant 0	

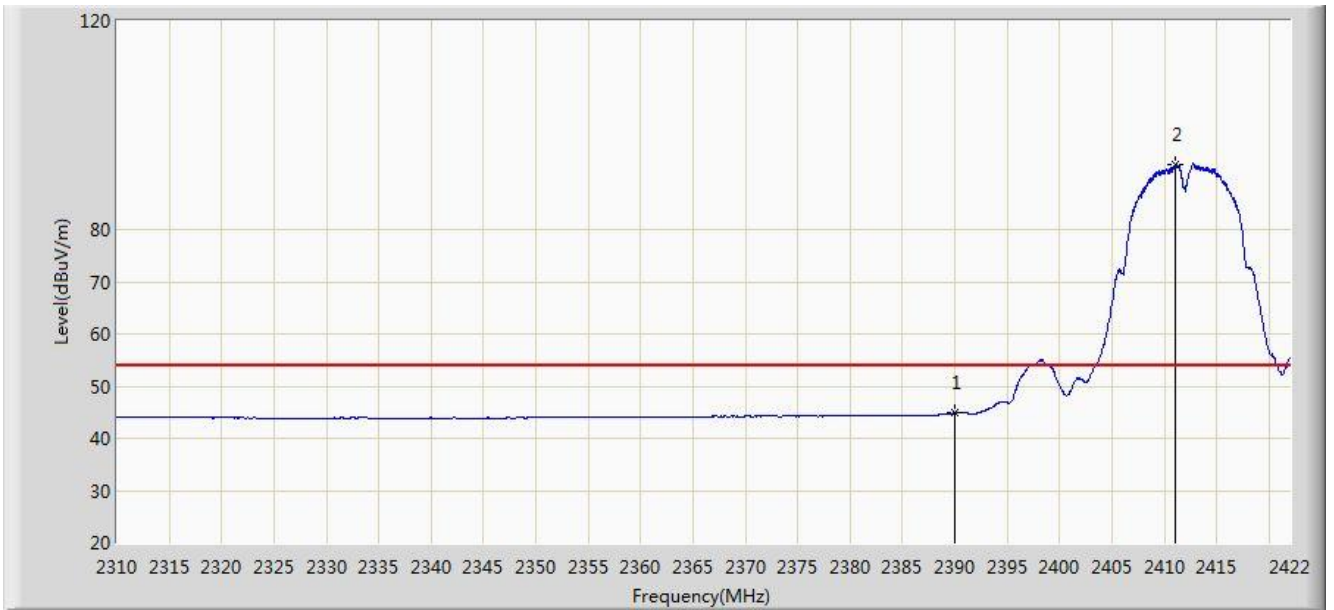


No	Flag	Mark	Frequency (MHz)	Measure Level (dBuV/m)	Reading Level (dBuV)	Over Limit (dB)	Limit (dBuV/m)	Factor (dB)	Type
1			2352.672	58.966	27.684	-15.034	74.000	31.283	PK
2			2390.000	57.793	26.590	-16.207	74.000	31.203	PK
3		*	2411.864	98.446	67.276	N/A	N/A	31.170	PK

Note: Measure Level (dB $\mu$ V/m) = Reading Level (dB $\mu$ V) + Factor (dB)

Factor (dB) = Cable Loss (dB) + Antenna Factor (dB/m).

Site: AC1	Time: 2015/03/14 - 14:40
Limit: FCC_Part15.209_RE(3m)	Engineer: Roy Cheng
Probe: BBHA9120D_1-18GHz	Polarity: Vertical
EUT: WIFI dual band 4 GE LAN GPON HGU	Power: AC 120V/60Hz
Test Mode: Transmit at channel 2412MHz by 802.11b Ant 0	



No	Flag	Mark	Frequency (MHz)	Measure Level (dBuV/m)	Reading Level (dBuV)	Over Limit (dB)	Limit (dBuV/m)	Factor (dB)	Type
1			2390.000	44.863	13.660	-9.137	54.000	31.203	AV
2		*	2411.080	92.442	61.271	N/A	N/A	31.171	AV

Note: Measure Level (dBuV/m) = Reading Level (dBuV) + Factor (dB)

Factor (dB) = Cable Loss (dB) + Antenna Factor (dB/m).

Site: AC1	Time: 2015/03/14 - 14:42
Limit: FCC_Part15.209_RE(3m)	Engineer: Roy Cheng
Probe: BBHA9120D_1-18GHz	Polarity: Horizontal
EUT: WIFI dual band 4 GE LAN GPON HGU	Power: AC 120V/60Hz
Test Mode: Transmit at channel 2462MHz by 802.11b Ant 0	



No	Flag	Mark	Frequency (MHz)	Measure Level (dBuV/m)	Reading Level (dBuV)	Over Limit (dB)	Limit (dBuV/m)	Factor (dB)	Type
1		*	2462.056	110.349	79.214	N/A	N/A	31.135	PK
2			2483.500	63.025	31.832	-10.975	74.000	31.194	PK
3			2483.800	64.592	33.398	-9.408	74.000	31.194	PK

Note: Measure Level (dB $\mu$ V/m) = Reading Level (dB $\mu$ V) + Factor (dB)

Factor (dB) = Cable Loss (dB) + Antenna Factor (dB/m).

Site: AC1	Time: 2015/03/14 - 14:44
Limit: FCC_Part15.209_RE(3m)	Engineer: Roy Cheng
Probe: BBHA9120D_1-18GHz	Polarity: Horizontal
EUT: WIFI dual band 4 GE LAN GPON HGU	Power: AC 120V/60Hz
Test Mode: Transmit at channel 2462MHz by 802.11b Ant 0	



No	Flag	Mark	Frequency (MHz)	Measure Level (dBuV/m)	Reading Level (dBuV)	Over Limit (dB)	Limit (dBuV/m)	Factor (dB)	Type
1		*	2461.240	104.188	73.054	N/A	N/A	31.134	AV
2			2483.500	53.100	21.907	-0.900	54.000	31.194	AV

Note: Measure Level (dBuV/m) = Reading Level (dBuV) + Factor (dB)

Factor (dB) = Cable Loss (dB) + Antenna Factor (dB/m).

Site: AC1	Time: 2015/03/14 - 14:44
Limit: FCC_Part15.209_RE(3m)	Engineer: Roy Cheng
Probe: BBHA9120D_1-18GHz	Polarity: Vertical
EUT: WIFI dual band 4 GE LAN GPON HGU	Power: AC 120V/60Hz
Test Mode: Transmit at channel 2462MHz by 802.11b Ant 0	



No	Flag	Mark	Frequency (MHz)	Measure Level (dBuV/m)	Reading Level (dBuV)	Over Limit (dB)	Limit (dBuV/m)	Factor (dB)	Type
1		*	2461.912	98.728	67.593	N/A	N/A	31.135	PK
2			2483.500	57.627	26.434	-16.373	74.000	31.194	PK
3			2484.496	59.070	27.874	-14.930	74.000	31.196	PK

Note: Measure Level (dB $\mu$ V/m) = Reading Level (dB $\mu$ V) + Factor (dB)

Factor (dB) = Cable Loss (dB) + Antenna Factor (dB/m).

Site: AC1	Time: 2015/03/14 - 14:48
Limit: FCC_Part15.209_RE(3m)	Engineer: Roy Cheng
Probe: BBHA9120D_1-18GHz	Polarity: Vertical
EUT: WIFI dual band 4 GE LAN GPON HGU	Power: AC 120V/60Hz
Test Mode: Transmit at channel 2462MHz by 802.11b Ant 0	

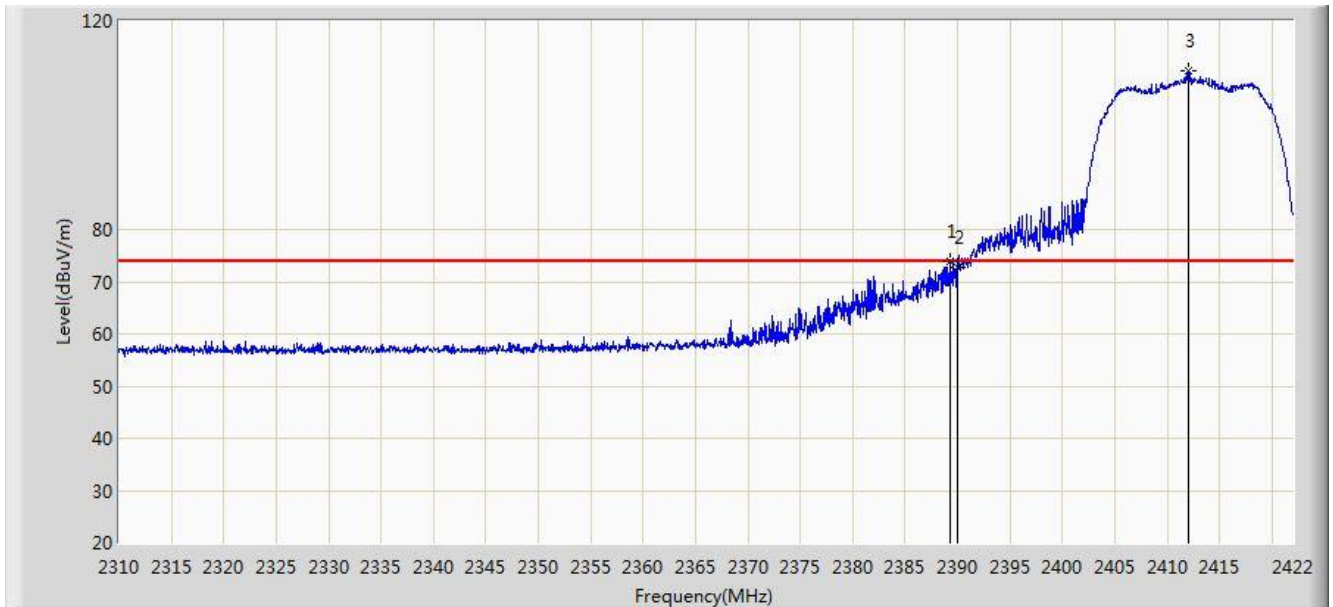


No	Flag	Mark	Frequency (MHz)	Measure Level (dBuV/m)	Reading Level (dBuV)	Over Limit (dB)	Limit (dBuV/m)	Factor (dB)	Type
1		*	2461.264	93.162	62.028	N/A	N/A	31.134	AV
2			2483.500	45.100	13.907	-8.900	54.000	31.194	AV

Note: Measure Level (dB $\mu$ V/m) = Reading Level (dB $\mu$ V) + Factor (dB)

Factor (dB) = Cable Loss (dB) + Antenna Factor (dB/m).

Site: AC1	Time: 2015/03/14 - 14:57
Limit: FCC_Part15.209_RE(3m)	Engineer: Roy Cheng
Probe: BBHA9120D_1-18GHz	Polarity: Horizontal
EUT: WIFI dual band 4 GE LAN GPON HGU	Power: AC 120V/60Hz
Test Mode: Transmit at channel 2412MHz by 802.11g Ant 0	



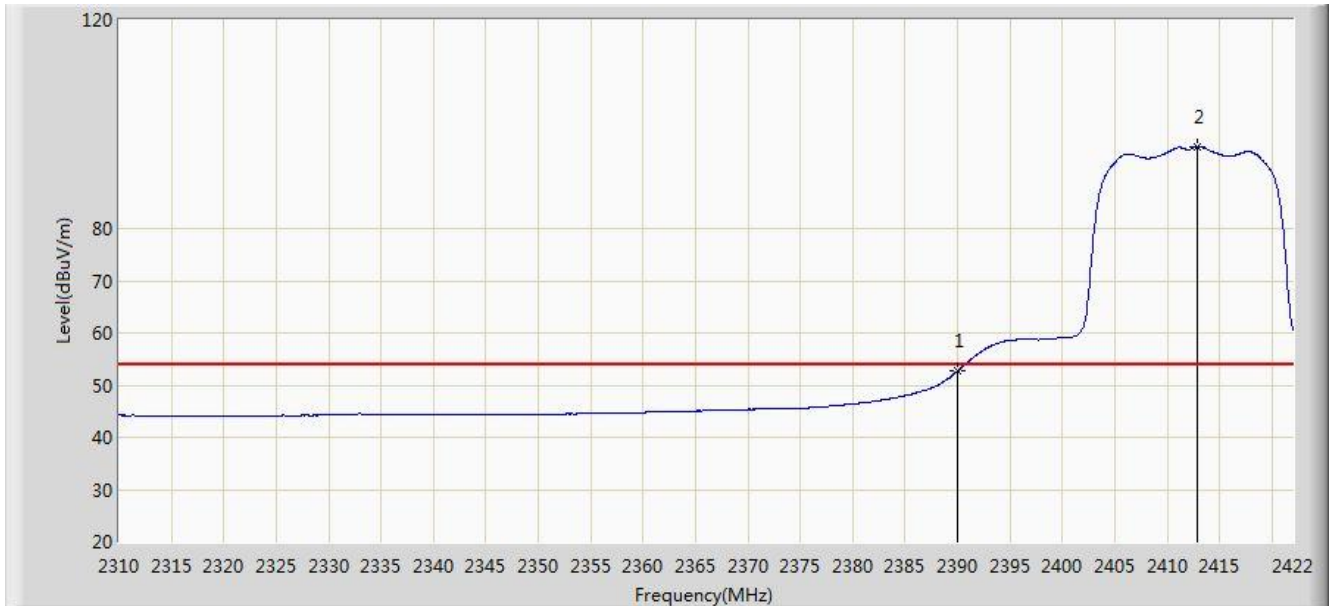
No	Flag	Mark	Frequency (MHz)	Measure Level (dBuV/m)	Reading Level (dBuV)	Over Limit (dB)	Limit (dBuV/m)	Factor (dB)	Type
1			2389.296	73.883	42.679	-0.117	74.000	31.204	PK
2			2390.000	72.757	41.554	-1.243	74.000	31.203	PK
3		*	2412.032	110.418	79.248	N/A	N/A	31.170	PK

Note: Measure Level (dBuV/m) = Reading Level (dBuV) + Factor (dB)

Factor (dB) = Cable Loss (dB) + Antenna Factor (dB/m).



Site: AC1	Time: 2015/03/14 - 14:54
Limit: FCC_Part15.209_RE(3m)	Engineer: Roy Cheng
Probe: BBHA9120D_1-18GHz	Polarity: Horizontal
EUT: WIFI dual band 4 GE LAN GPON HGU	Power: AC 120V/60Hz
Test Mode: Transmit at channel 2412MHz by 802.11g Ant 0	

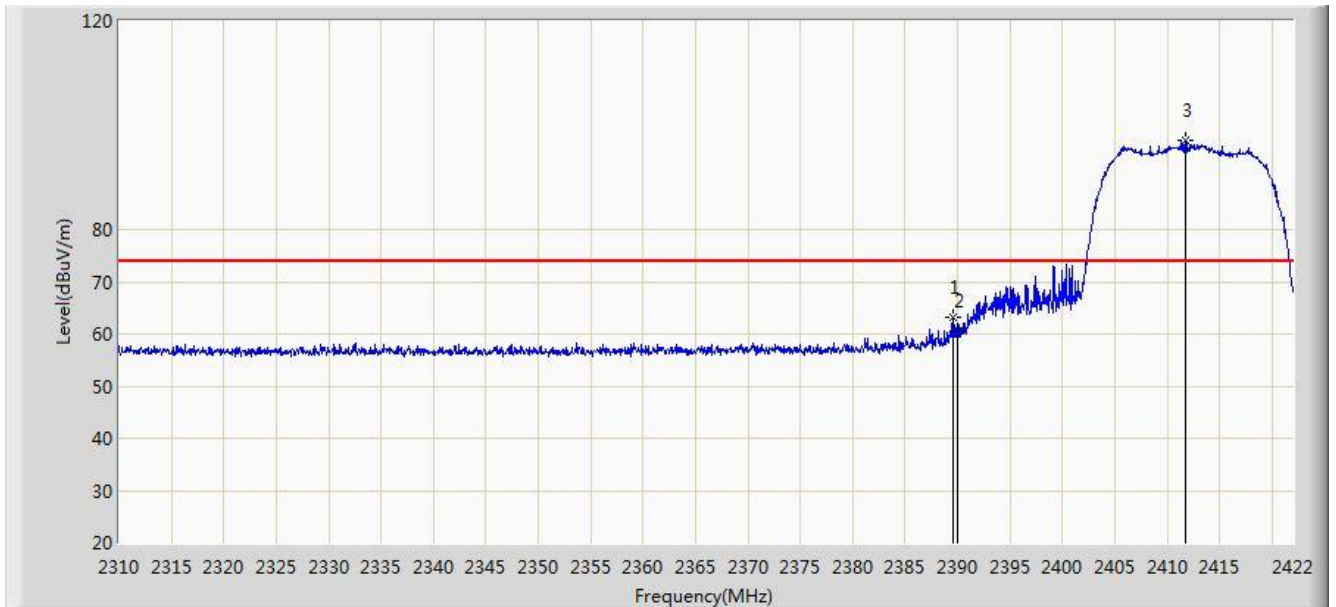


No	Flag	Mark	Frequency (MHz)	Measure Level (dBuV/m)	Reading Level (dBuV)	Over Limit (dB)	Limit (dBuV/m)	Factor (dB)	Type
1			2390.000	52.723	21.520	-1.277	54.000	31.203	AV
2		*	2412.872	95.753	64.585	N/A	N/A	31.168	AV

Note: Measure Level (dB $\mu$ V/m) = Reading Level (dB $\mu$ V) + Factor (dB)

Factor (dB) = Cable Loss (dB) + Antenna Factor (dB/m).

Site: AC1	Time: 2015/03/14 - 14:59
Limit: FCC_Part15.209_RE(3m)	Engineer: Roy Cheng
Probe: BBHA9120D_1-18GHz	Polarity: Vertical
EUT: WIFI dual band 4 GE LAN GPON HGU	Power: AC 120V/60Hz
Test Mode: Transmit at channel 2412MHz by 802.11g Ant 0	

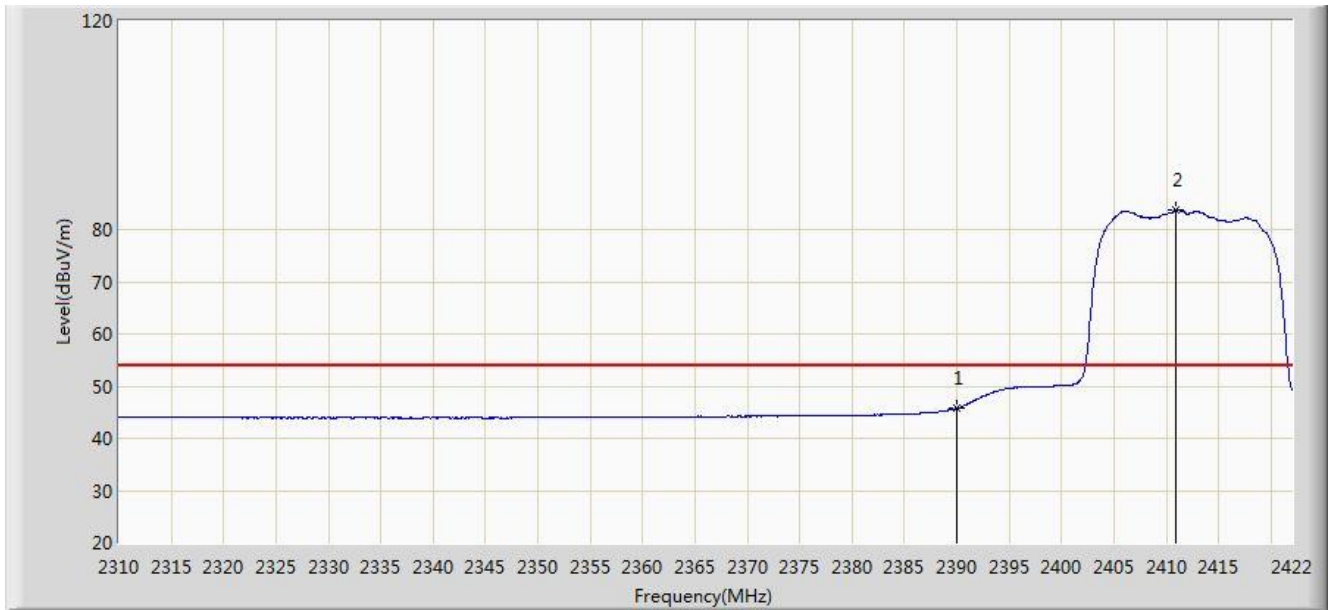


No	Flag	Mark	Frequency (MHz)	Measure Level (dBuV/m)	Reading Level (dBuV)	Over Limit (dB)	Limit (dBuV/m)	Factor (dB)	Type
1			2389.576	63.047	31.843	-10.953	74.000	31.204	PK
2			2390.000	60.493	29.290	-13.507	74.000	31.203	PK
3		*	2411.808	97.204	66.034	N/A	N/A	31.170	PK

Note: Measure Level (dBuV/m) = Reading Level (dBuV) + Factor (dB)

Factor (dB) = Cable Loss (dB) + Antenna Factor (dB/m).

Site: AC1	Time: 2015/03/14 - 15:00
Limit: FCC_Part15.209_RE(3m)	Engineer: Roy Cheng
Probe: BBHA9120D_1-18GHz	Polarity: Vertical
EUT: WIFI dual band 4 GE LAN GPON HGU	Power: AC 120V/60Hz
Test Mode: Transmit at channel 2412MHz by 802.11g Ant 0	

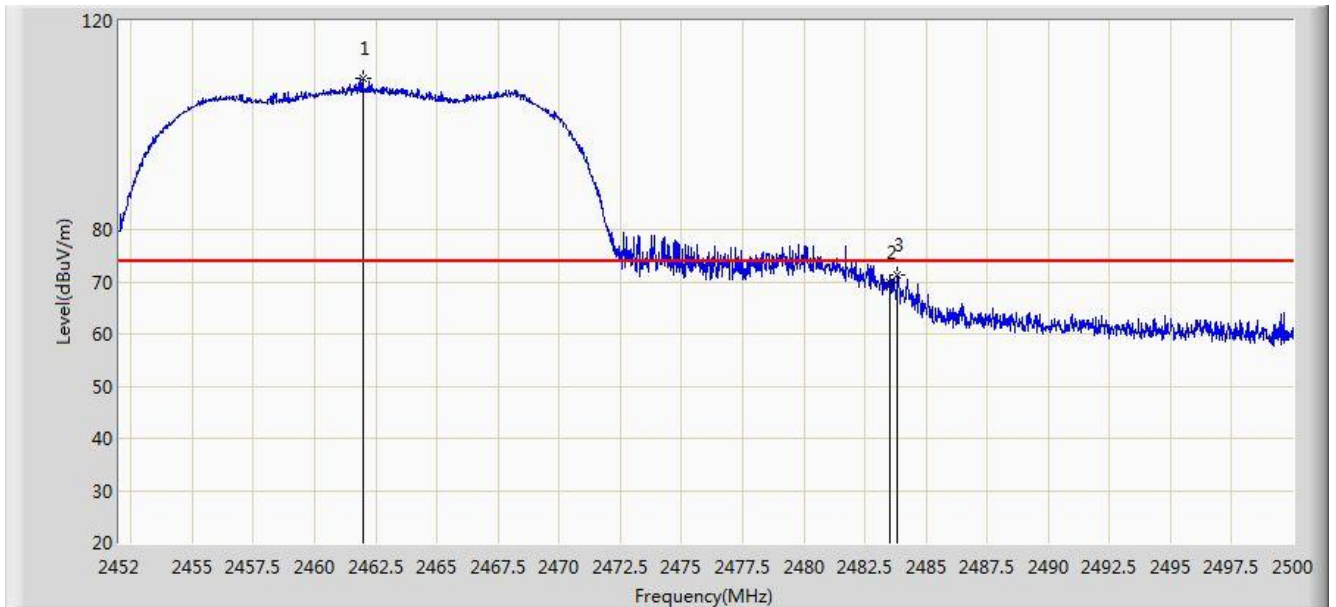


No	Flag	Mark	Frequency (MHz)	Measure Level (dBuV/m)	Reading Level (dBuV)	Over Limit (dB)	Limit (dBuV/m)	Factor (dB)	Type
1			2390.000	45.749	14.546	-8.251	54.000	31.203	AV
2		*	2410.968	83.740	52.569	N/A	N/A	31.171	AV

Note: Measure Level (dBuV/m) = Reading Level (dBuV) + Factor (dB)

Factor (dB) = Cable Loss (dB) + Antenna Factor (dB/m).

Site: AC1	Time: 2015/03/14 - 15:05
Limit: FCC_Part15.209_RE(3m)	Engineer: Roy Cheng
Probe: BBHA9120D_1-18GHz	Polarity: Horizontal
EUT: WIFI dual band 4 GE LAN GPON HGU	Power: AC 120V/60Hz
Test Mode: Transmit at channel 2462MHz by 802.11g Ant 0	

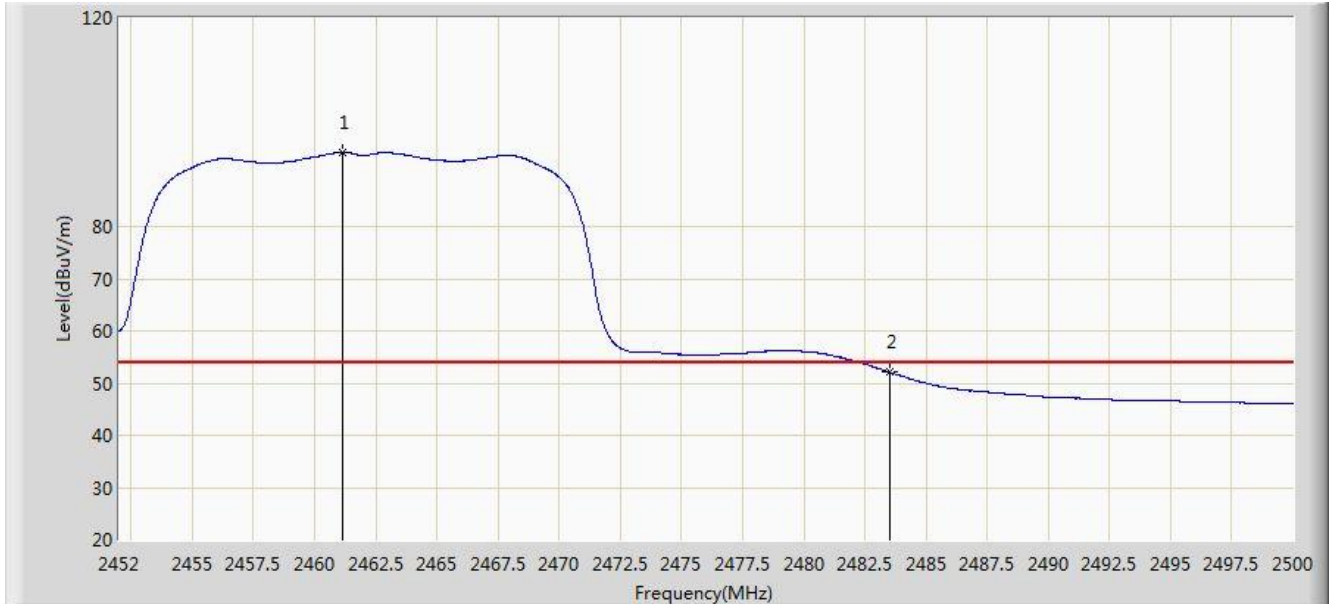


No	Flag	Mark	Frequency (MHz)	Measure Level (dBuV/m)	Reading Level (dBuV)	Over Limit (dB)	Limit (dBuV/m)	Factor (dB)	Type
1		*	2461.960	108.881	77.746	N/A	N/A	31.135	PK
2			2483.500	69.990	38.797	-4.010	74.000	31.194	PK
3			2483.848	71.391	40.197	-2.609	74.000	31.194	PK

Note: Measure Level (dB $\mu$ V/m) = Reading Level (dB $\mu$ V) + Factor (dB)

Factor (dB) = Cable Loss (dB) + Antenna Factor (dB/m).

Site: AC1	Time: 2015/03/14 - 15:04
Limit: FCC_Part15.209_RE(3m)	Engineer: Roy Cheng
Probe: BBHA9120D_1-18GHz	Polarity: Horizontal
EUT: WIFI dual band 4 GE LAN GPON HGU	Power: AC 120V/60Hz
Test Mode: Transmit at channel 2462MHz by 802.11g Ant 0	

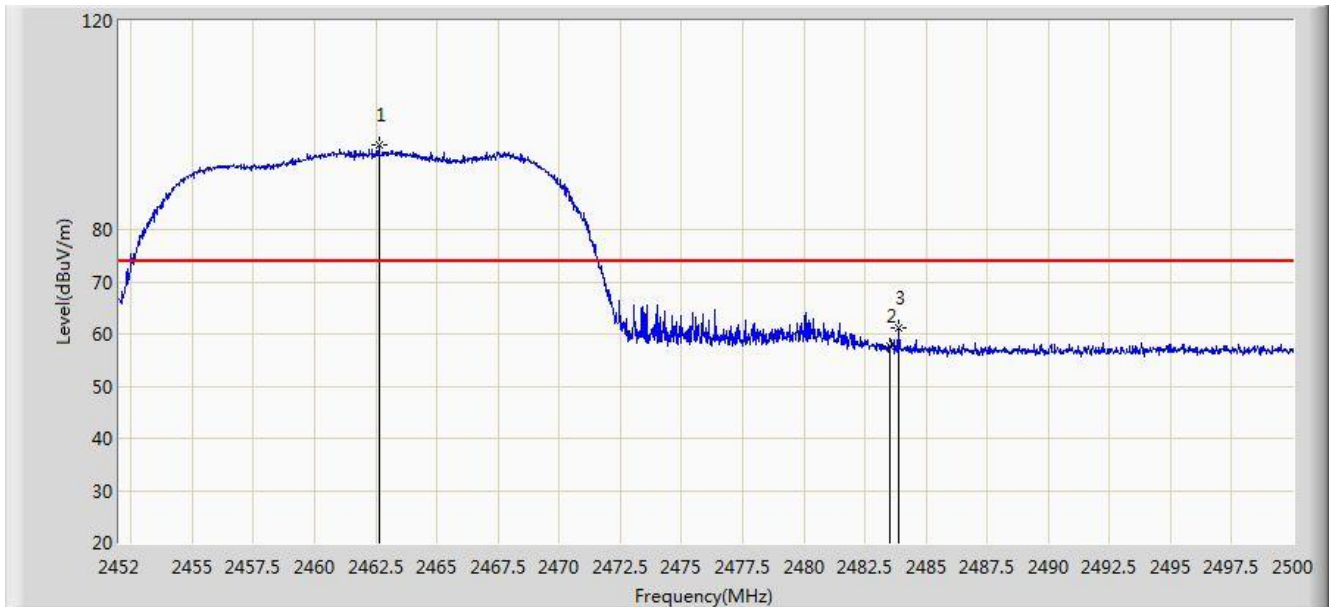


No	Flag	Mark	Frequency (MHz)	Measure Level (dBuV/m)	Reading Level (dBuV)	Over Limit (dB)	Limit (dBuV/m)	Factor (dB)	Type
1		*	2461.168	94.218	63.084	N/A	N/A	31.134	AV
2			2483.500	52.136	20.943	-1.864	54.000	31.194	AV

Note: Measure Level (dB $\mu$ V/m) = Reading Level (dB $\mu$ V) + Factor (dB)

Factor (dB) = Cable Loss (dB) + Antenna Factor (dB/m).

Site: AC1	Time: 2015/03/14 - 15:11
Limit: FCC_Part15.209_RE(3m)	Engineer: Roy Cheng
Probe: BBHA9120D_1-18GHz	Polarity: Vertical
EUT: WIFI dual band 4 GE LAN GPON HGU	Power: AC 120V/60Hz
Test Mode: Transmit at channel 2462MHz by 802.11g Ant 0	

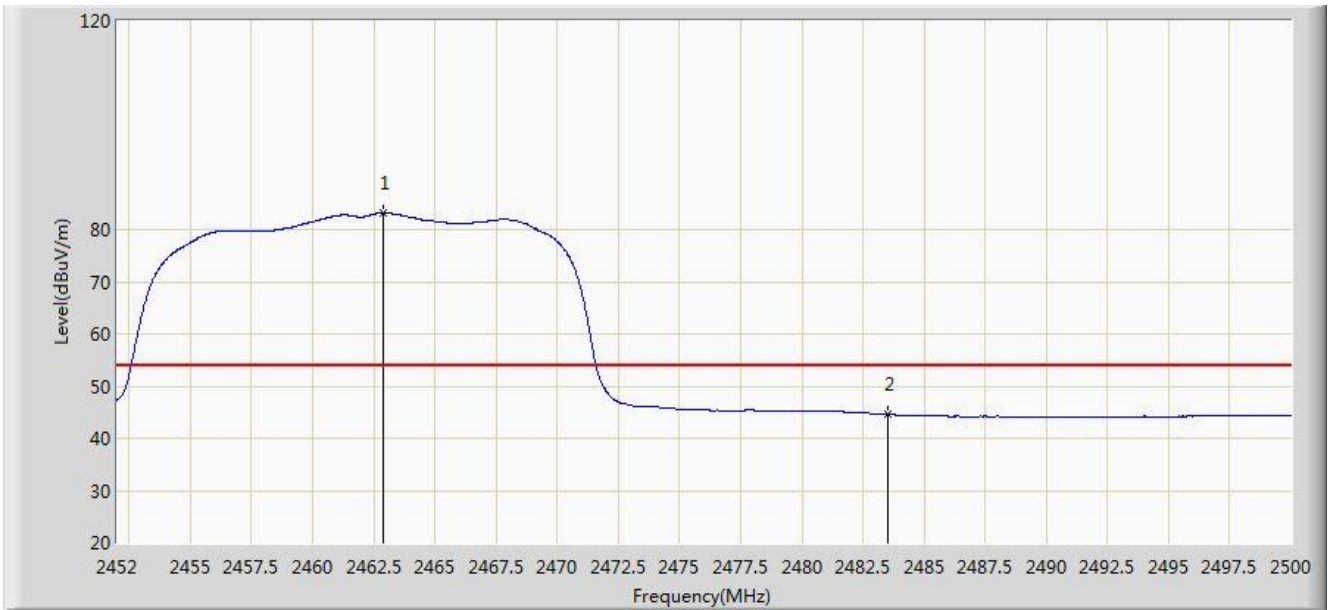


No	Flag	Mark	Frequency (MHz)	Measure Level (dBuV/m)	Reading Level (dBuV)	Over Limit (dB)	Limit (dBuV/m)	Factor (dB)	Type
1		*	2462.632	96.090	64.953	N/A	N/A	31.137	PK
2			2483.500	57.580	26.387	-16.420	74.000	31.194	PK
3			2483.896	61.157	29.963	-12.843	74.000	31.194	PK

Note: Measure Level (dBuV/m) = Reading Level (dBuV) + Factor (dB)

Factor (dB) = Cable Loss (dB) + Antenna Factor (dB/m).

Site: AC1	Time: 2015/03/14 - 15:13
Limit: FCC_Part15.209_RE(3m)	Engineer: Roy Cheng
Probe: BBHA9120D_1-18GHz	Polarity: Vertical
EUT: WIFI dual band 4 GE LAN GPON HGU	Power: AC 120V/60Hz
Test Mode: Transmit at channel 2462MHz by 802.11g Ant 0	

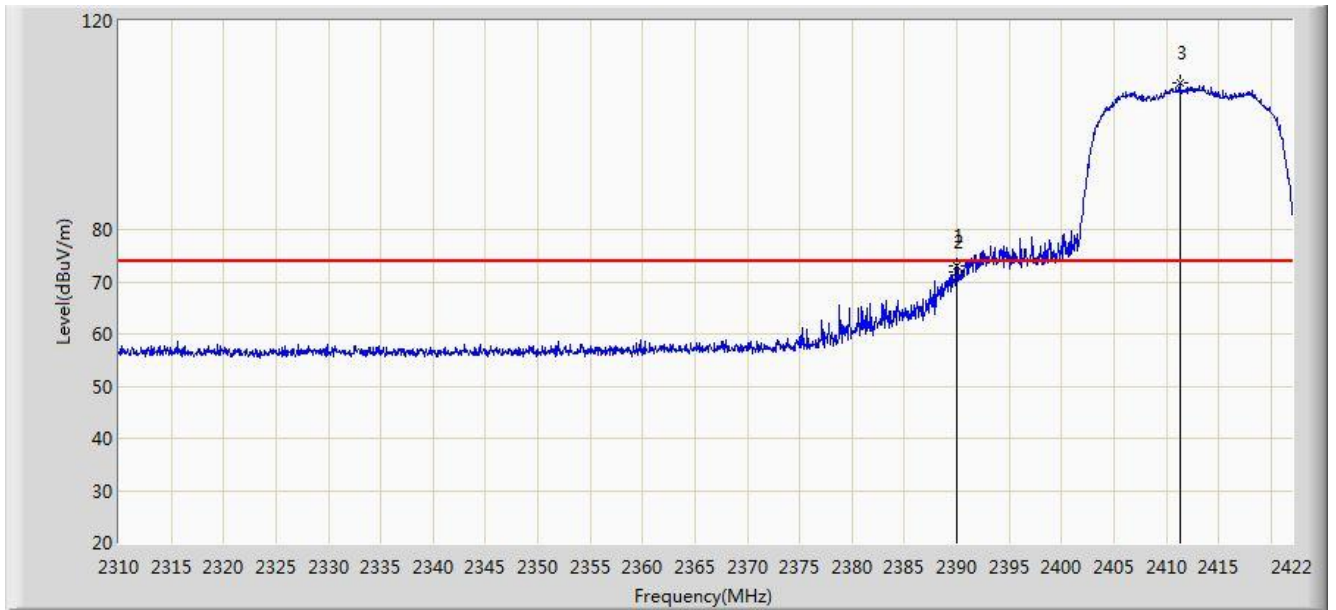


No	Flag	Mark	Frequency (MHz)	Measure Level (dBuV/m)	Reading Level (dBuV)	Over Limit (dB)	Limit (dBuV/m)	Factor (dB)	Type
1		*	2462.872	83.209	52.072	N/A	N/A	31.137	AV
2			2483.500	44.558	13.365	-9.442	54.000	31.194	AV

Note: Measure Level (dBuV/m) = Reading Level (dBuV) + Factor (dB)

Factor (dB) = Cable Loss (dB) + Antenna Factor (dB/m).

Site: AC1	Time: 2015/03/14 - 15:19
Limit: FCC_Part15.209_RE(3m)	Engineer: Roy Cheng
Probe: BBHA9120D_1-18GHz	Polarity: Horizontal
EUT: WIFI dual band 4 GE LAN GPON HGU	Power: AC 120V/60Hz
Test Mode: Transmit at channel 2412MHz by 802.11n-HT20 Ant 0	



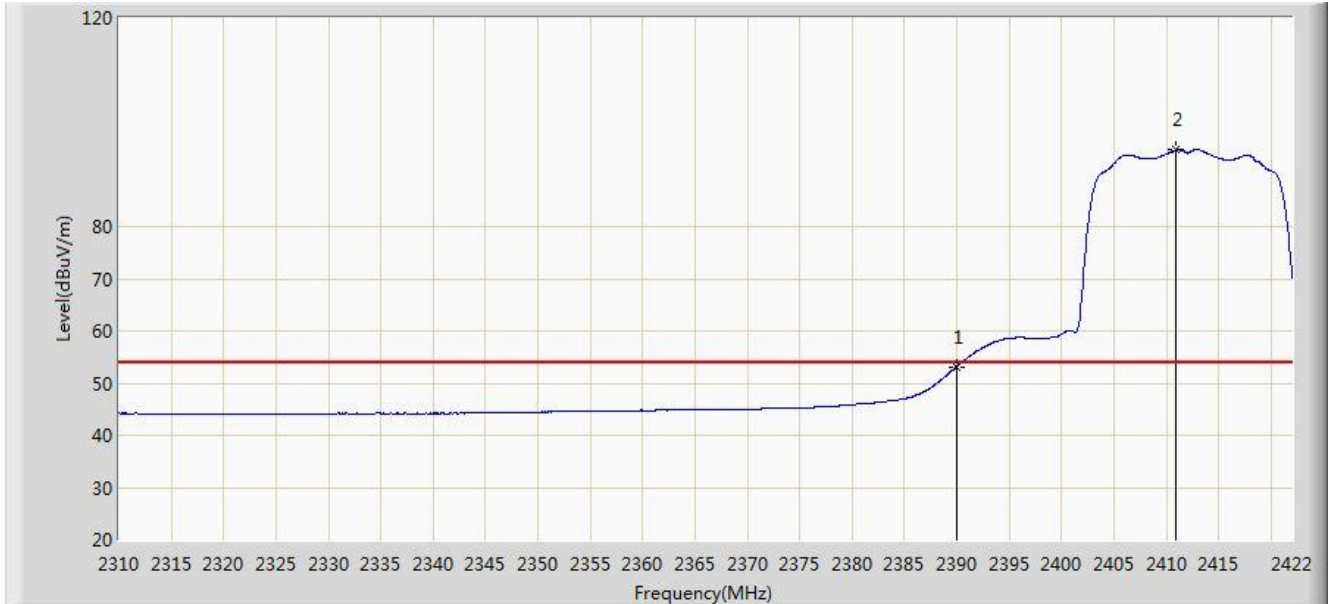
No	Flag	Mark	Frequency (MHz)	Measure Level (dBuV/m)	Reading Level (dBuV)	Over Limit (dB)	Limit (dBuV/m)	Factor (dB)	Type
1			2389.968	73.020	41.817	-0.980	74.000	31.203	PK
2			2390.000	71.807	40.604	-2.193	74.000	31.203	PK
3		*	2411.304	107.989	76.818	N/A	N/A	31.171	PK

Note: Measure Level (dBuV/m) = Reading Level (dBuV) + Factor (dB)

Factor (dB) = Cable Loss (dB) + Antenna Factor (dB/m).



Site: AC1	Time: 2015/03/14 - 15:17
Limit: FCC_Part15.209_RE(3m)	Engineer: Roy Cheng
Probe: BBHA9120D_1-18GHz	Polarity: Horizontal
EUT: WIFI dual band 4 GE LAN GPON HGU	Power: AC 120V/60Hz
Test Mode: Transmit at channel 2412MHz by 802.11n-HT20 Ant 0	

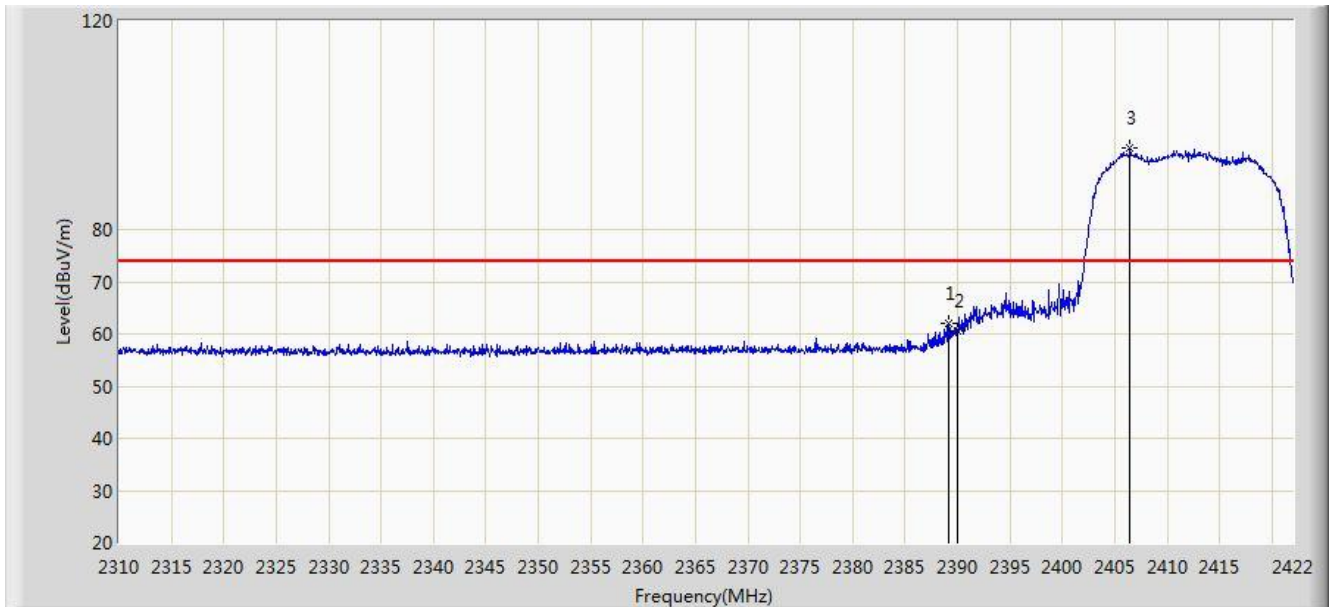


No	Flag	Mark	Frequency (MHz)	Measure Level (dBuV/m)	Reading Level (dBuV)	Over Limit (dB)	Limit (dBuV/m)	Factor (dB)	Type
1			2390.000	53.188	21.985	-0.812	54.000	31.203	AV
2		*	2410.968	94.702	63.531	N/A	N/A	31.171	AV

Note: Measure Level (dB $\mu$ V/m) = Reading Level (dB $\mu$ V) + Factor (dB)

Factor (dB) = Cable Loss (dB) + Antenna Factor (dB/m).

Site: AC1	Time: 2015/03/14 - 15:20
Limit: FCC_Part15.209_RE(3m)	Engineer: Roy Cheng
Probe: BBHA9120D_1-18GHz	Polarity: Vertical
EUT: WIFI dual band 4 GE LAN GPON HGU	Power: AC 120V/60Hz
Test Mode: Transmit at channel 2412MHz by 802.11n-HT20 Ant 0	

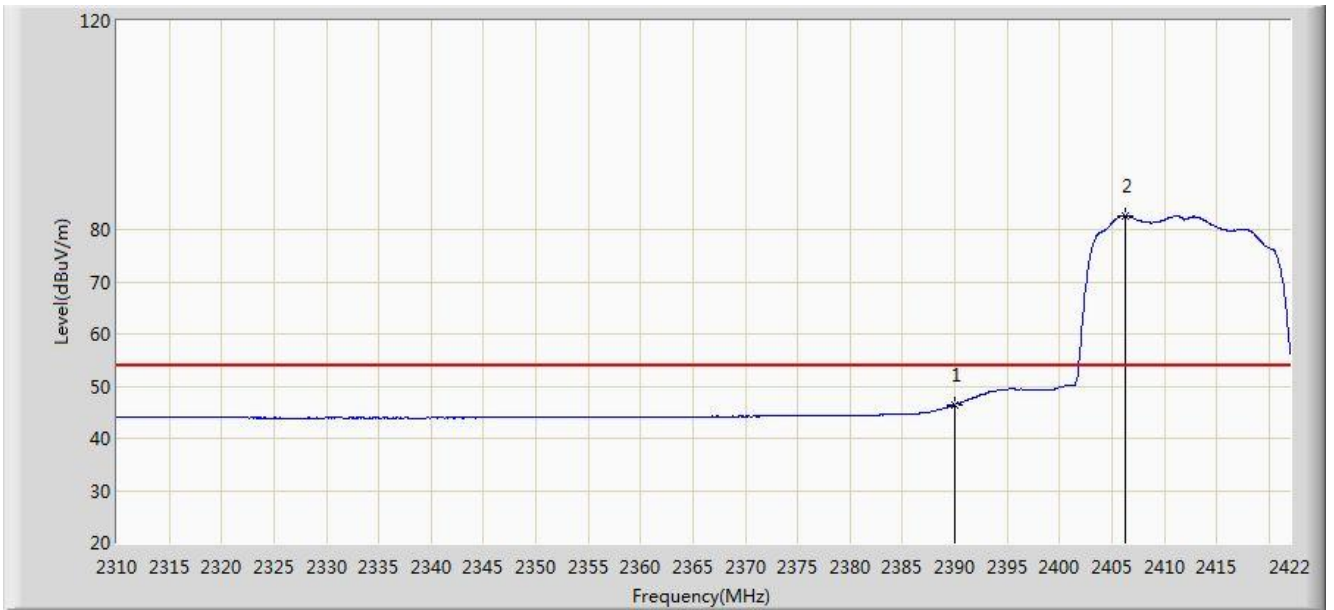


No	Flag	Mark	Frequency (MHz)	Measure Level (dBuV/m)	Reading Level (dBuV)	Over Limit (dB)	Limit (dBuV/m)	Factor (dB)	Type
1			2389.128	61.970	30.766	-12.030	74.000	31.204	PK
2			2390.000	60.466	29.263	-13.534	74.000	31.203	PK
3		*	2406.488	95.677	64.499	N/A	N/A	31.177	PK

Note: Measure Level (dB $\mu$ V/m) = Reading Level (dB $\mu$ V) + Factor (dB)

Factor (dB) = Cable Loss (dB) + Antenna Factor (dB/m).

Site: AC1	Time: 2015/03/14 - 15:22
Limit: FCC_Part15.209_RE(3m)	Engineer: Roy Cheng
Probe: BBHA9120D_1-18GHz	Polarity: Vertical
EUT: WIFI dual band 4 GE LAN GPON HGU	Power: AC 120V/60Hz
Test Mode: Transmit at channel 2412MHz by 802.11n-HT20 Ant 0	

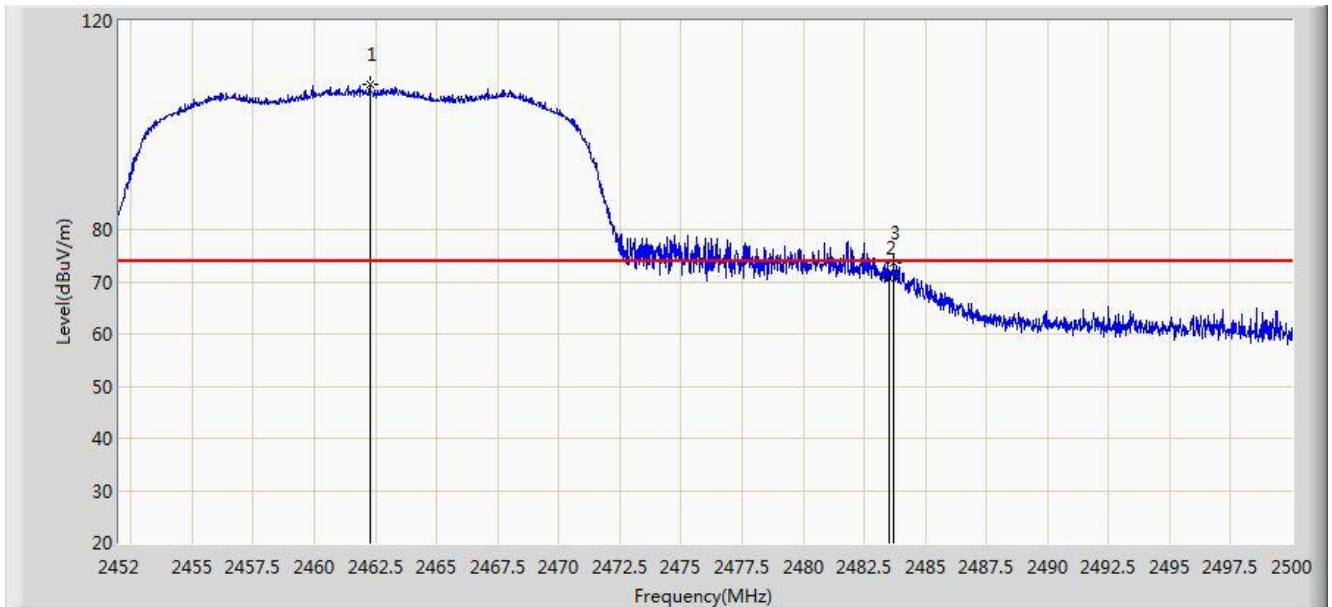


No	Flag	Mark	Frequency (MHz)	Measure Level (dBuV/m)	Reading Level (dBuV)	Over Limit (dB)	Limit (dBuV/m)	Factor (dB)	Type
1			2390.000	46.452	15.249	-7.548	54.000	31.203	AV
2		*	2406.264	82.720	51.542	N/A	N/A	31.178	AV

Note: Measure Level (dBuV/m) = Reading Level (dBuV) + Factor (dB)

Factor (dB) = Cable Loss (dB) + Antenna Factor (dB/m).

Site: AC1	Time: 2015/03/14 - 15:29
Limit: FCC_Part15.209_RE(3m)	Engineer: Roy Cheng
Probe: BBHA9120D_1-18GHz	Polarity: Horizontal
EUT: WIFI dual band 4 GE LAN GPON HGU	Power: AC 120V/60Hz
Test Mode: Transmit at channel 2462MHz by 802.11n-HT20 Ant 0	

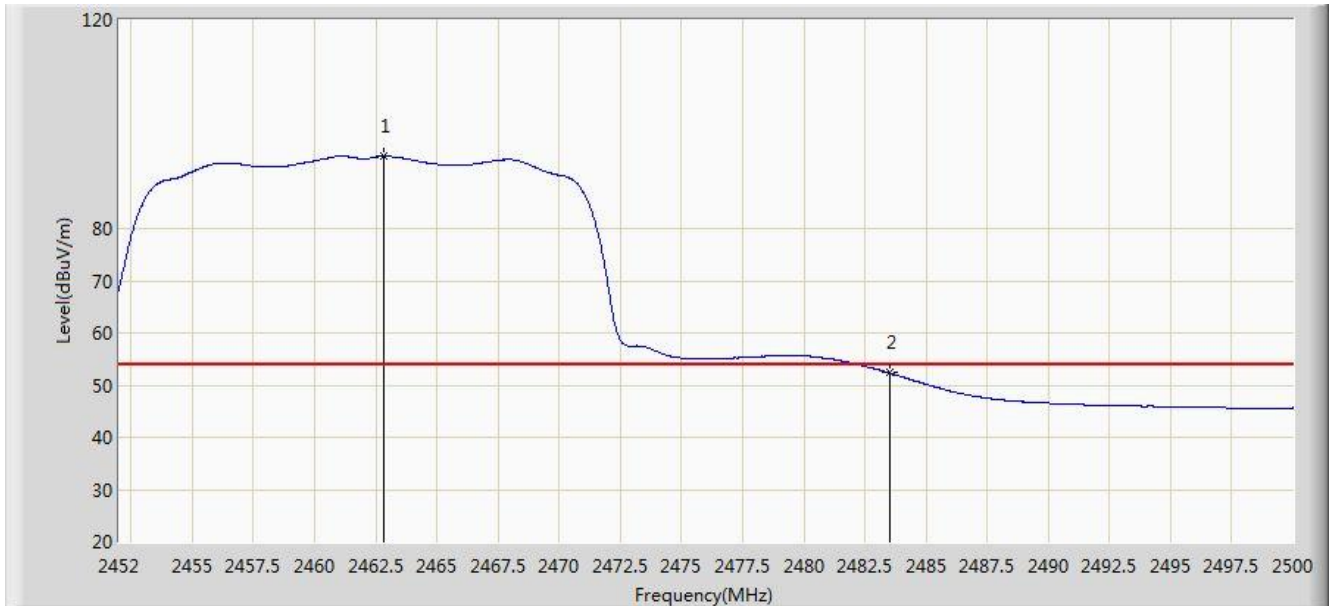


No	Flag	Mark	Frequency (MHz)	Measure Level (dBuV/m)	Reading Level (dBuV)	Over Limit (dB)	Limit (dBuV/m)	Factor (dB)	Type
1		*	2462.272	107.819	76.683	N/A	N/A	31.136	PK
2			2483.500	70.865	39.672	-3.135	74.000	31.194	PK
3			2483.728	73.571	42.377	-0.429	74.000	31.194	PK

Note: Measure Level (dB $\mu$ V/m) = Reading Level (dB $\mu$ V) + Factor (dB)

Factor (dB) = Cable Loss (dB) + Antenna Factor (dB/m).

Site: AC1	Time: 2015/03/14 - 15:28
Limit: FCC_Part15.209_RE(3m)	Engineer: Roy Cheng
Probe: BBHA9120D_1-18GHz	Polarity: Horizontal
EUT: WIFI dual band 4 GE LAN GPON HGU	Power: AC 120V/60Hz
Test Mode: Transmit at channel 2462MHz by 802.11n-HT20 Ant 0	

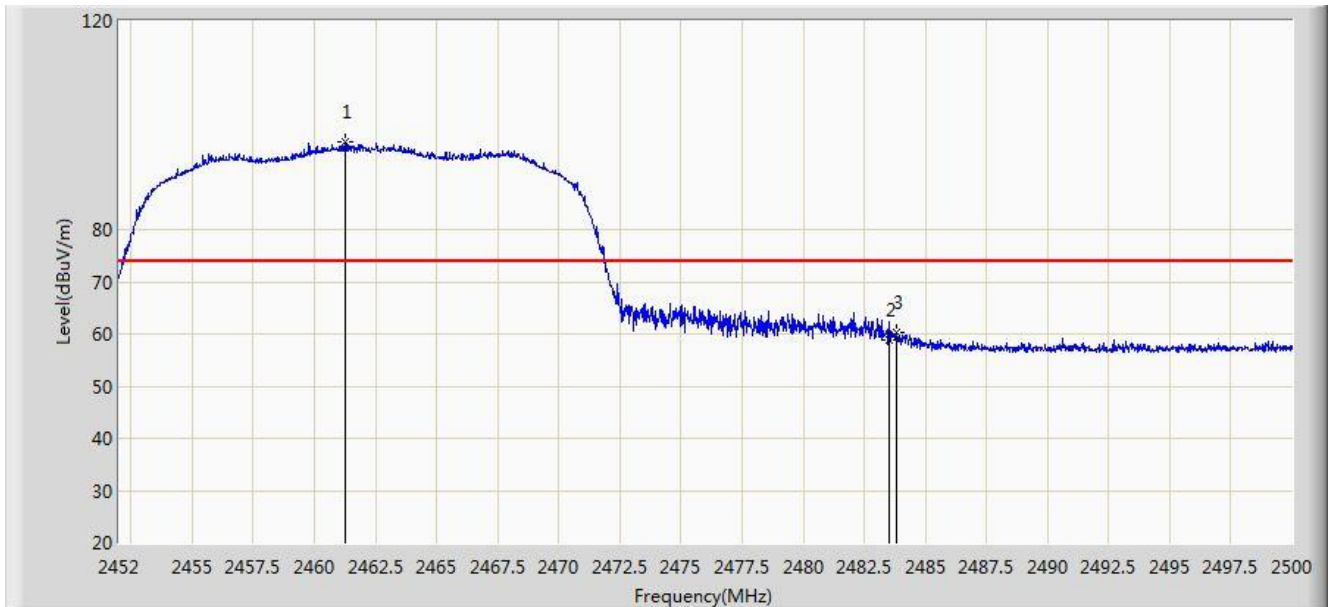


No	Flag	Mark	Frequency (MHz)	Measure Level (dBuV/m)	Reading Level (dBuV)	Over Limit (dB)	Limit (dBuV/m)	Factor (dB)	Type
1		*	2462.800	93.839	62.702	N/A	N/A	31.137	AV
2			2483.500	52.354	21.161	-1.646	54.000	31.194	AV

Note: Measure Level (dB $\mu$ V/m) = Reading Level (dB $\mu$ V) + Factor (dB)

Factor (dB) = Cable Loss (dB) + Antenna Factor (dB/m).

Site: AC1	Time: 2015/03/14 - 15:31
Limit: FCC_Part15.209_RE(3m)	Engineer: Roy Cheng
Probe: BBHA9120D_1-18GHz	Polarity: Vertical
EUT: WIFI dual band 4 GE LAN GPON HGU	Power: AC 120V/60Hz
Test Mode: Transmit at channel 2462MHz by 802.11n-HT20 Ant 0	



No	Flag	Mark	Frequency (MHz)	Measure Level (dBuV/m)	Reading Level (dBuV)	Over Limit (dB)	Limit (dBuV/m)	Factor (dB)	Type
1		*	2461.288	96.685	65.551	N/A	N/A	31.134	PK
2			2483.500	58.881	27.688	-15.119	74.000	31.194	PK
3			2483.848	60.251	29.057	-13.749	74.000	31.194	PK

Note: Measure Level (dB $\mu$ V/m) = Reading Level (dB $\mu$ V) + Factor (dB)

Factor (dB) = Cable Loss (dB) + Antenna Factor (dB/m).

Site: AC1	Time: 2015/03/14 - 15:34
Limit: FCC_Part15.209_RE(3m)	Engineer: Roy Cheng
Probe: BBHA9120D_1-18GHz	Polarity: Vertical
EUT: WIFI dual band 4 GE LAN GPON HGU	Power: AC 120V/60Hz
Test Mode: Transmit at channel 2462MHz by 802.11n-HT20 Ant 0	

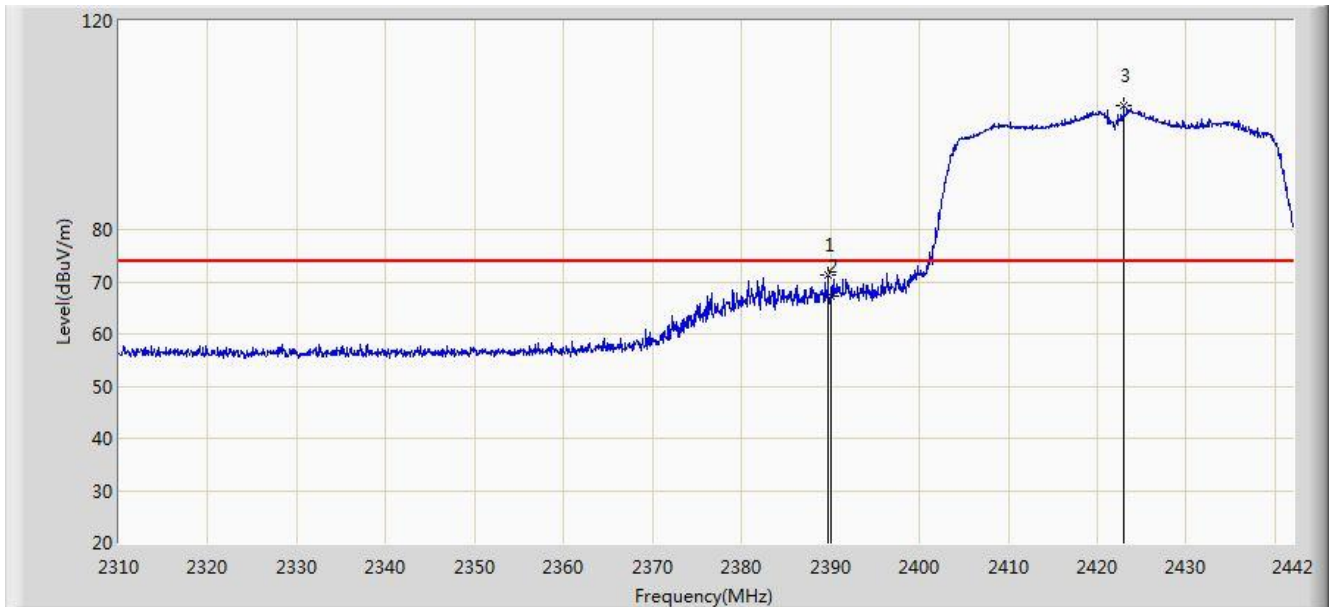


No	Flag	Mark	Frequency (MHz)	Measure Level (dBuV/m)	Reading Level (dBuV)	Over Limit (dB)	Limit (dBuV/m)	Factor (dB)	Type
1		*	2461.168	83.510	52.376	N/A	N/A	31.134	AV
2			2483.500	44.794	13.601	-9.206	54.000	31.194	AV

Note: Measure Level (dBuV/m) = Reading Level (dBuV) + Factor (dB)

Factor (dB) = Cable Loss (dB) + Antenna Factor (dB/m).

Site: AC1	Time: 2015/03/14 - 15:41
Limit: FCC_Part15.209_RE(3m)	Engineer: Roy Cheng
Probe: BBHA9120D_1-18GHz	Polarity: Horizontal
EUT: WIFI dual band 4 GE LAN GPON HGU	Power: AC 120V/60Hz
Test Mode: Transmit at channel 2422MHz by 802.11n-HT40 Ant 0	



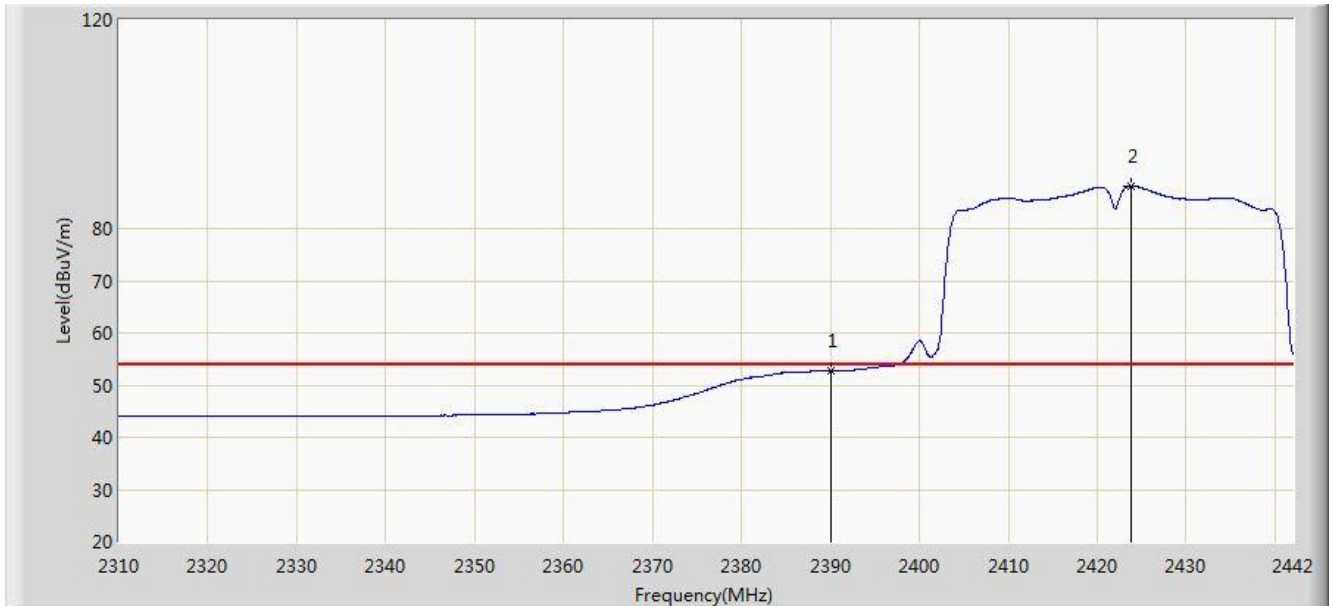
No	Flag	Mark	Frequency (MHz)	Measure Level (dBuV/m)	Reading Level (dBuV)	Over Limit (dB)	Limit (dBuV/m)	Factor (dB)	Type
1			2389.728	71.284	40.081	-2.716	74.000	31.204	PK
2			2390.000	67.350	36.147	-6.650	74.000	31.203	PK
3		*	2422.992	103.646	72.495	N/A	N/A	31.151	PK

Note: Measure Level (dB $\mu$ V/m) = Reading Level (dB $\mu$ V) + Factor (dB)

Factor (dB) = Cable Loss (dB) + Antenna Factor (dB/m).



Site: AC1	Time: 2015/03/14 - 15:37
Limit: FCC_Part15.209_RE(3m)	Engineer: Roy Cheng
Probe: BBHA9120D_1-18GHz	Polarity: Horizontal
EUT: WIFI dual band 4 GE LAN GPON HGU	Power: AC 120V/60Hz
Test Mode: Transmit at channel 2422MHz by 802.11n-HT40 Ant 0	

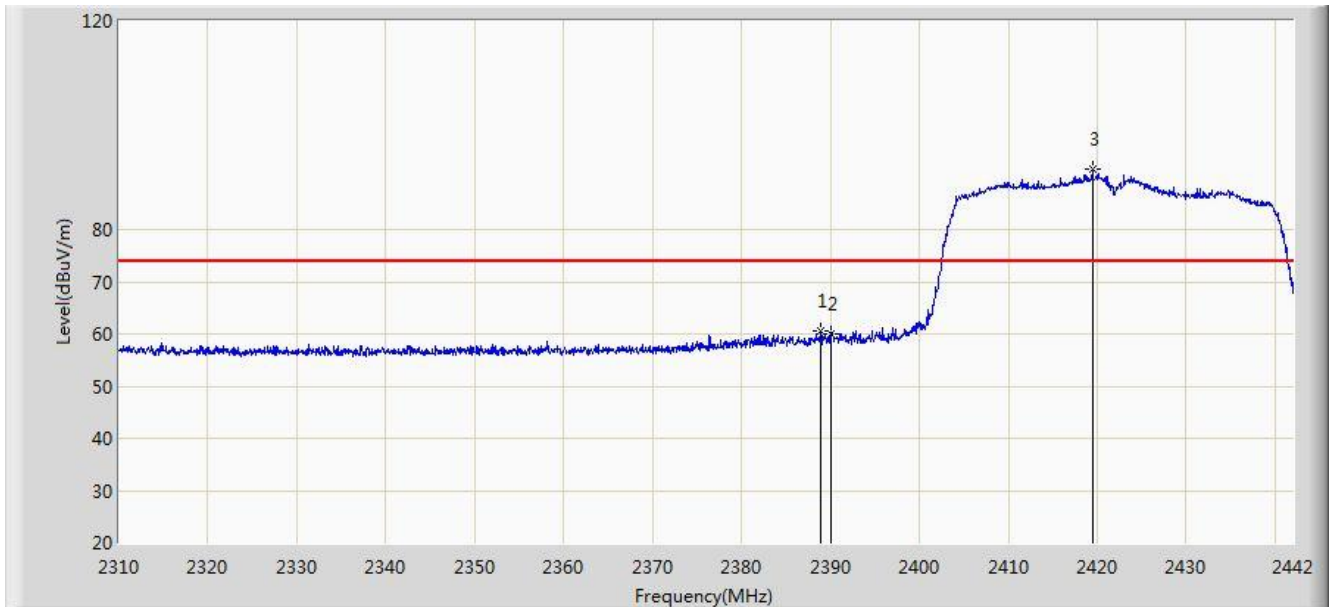


No	Flag	Mark	Frequency (MHz)	Measure Level (dBuV/m)	Reading Level (dBuV)	Over Limit (dB)	Limit (dBuV/m)	Factor (dB)	Type
1			2390.000	52.792	21.589	-1.208	54.000	31.203	AV
2		*	2423.850	88.181	57.032	N/A	N/A	31.149	AV

Note: Measure Level (dB $\mu$ V/m) = Reading Level (dB $\mu$ V) + Factor (dB)

Factor (dB) = Cable Loss (dB) + Antenna Factor (dB/m).

Site: AC1	Time: 2015/03/14 - 15:42
Limit: FCC_Part15.209_RE(3m)	Engineer: Roy Cheng
Probe: BBHA9120D_1-18GHz	Polarity: Vertical
EUT: WIFI dual band 4 GE LAN GPON HGU	Power: AC 120V/60Hz
Test Mode: Transmit at channel 2422MHz by 802.11n-HT40 Ant 0	

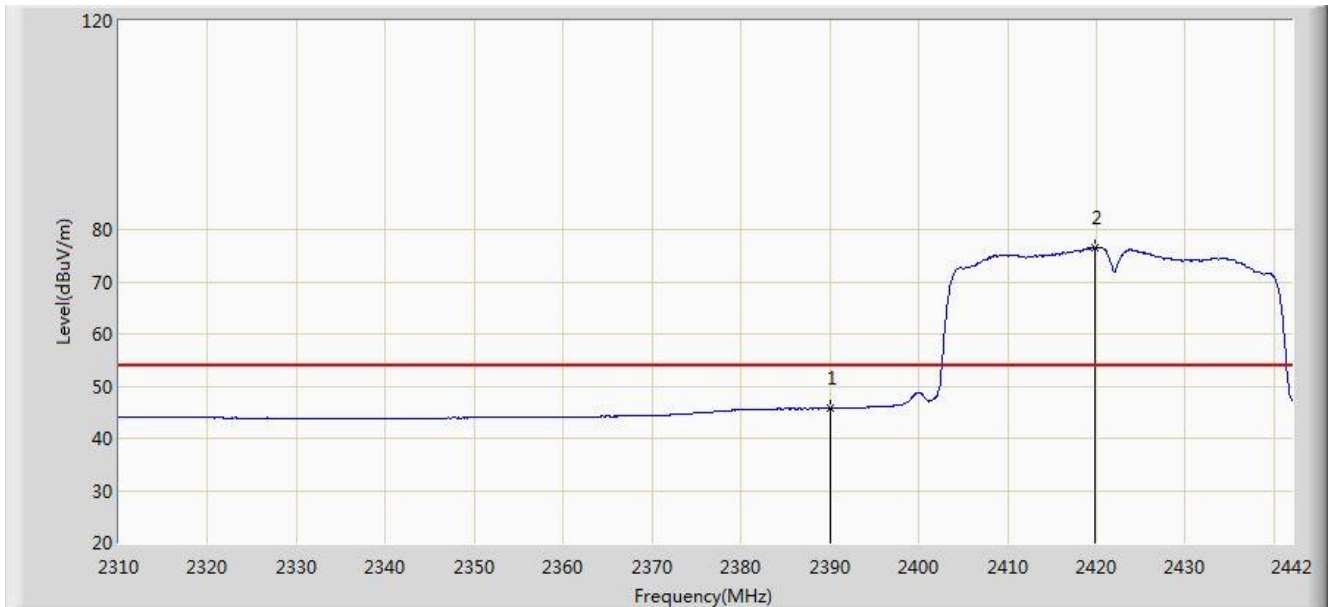


No	Flag	Mark	Frequency (MHz)	Measure Level (dBuV/m)	Reading Level (dBuV)	Over Limit (dB)	Limit (dBuV/m)	Factor (dB)	Type
1			2388.870	60.584	29.379	-13.416	74.000	31.205	PK
2			2390.000	60.075	28.872	-13.925	74.000	31.203	PK
3		*	2419.428	91.693	60.536	N/A	N/A	31.156	PK

Note: Measure Level (dBuV/m) = Reading Level (dBuV) + Factor (dB)

Factor (dB) = Cable Loss (dB) + Antenna Factor (dB/m).

Site: AC1	Time: 2015/03/14 - 15:43
Limit: FCC_Part15.209_RE(3m)	Engineer: Roy Cheng
Probe: BBHA9120D_1-18GHz	Polarity: Vertical
EUT: WIFI dual band 4 GE LAN GPON HGU	Power: AC 120V/60Hz
Test Mode: Transmit at channel 2422MHz by 802.11n-HT40 Ant 0	

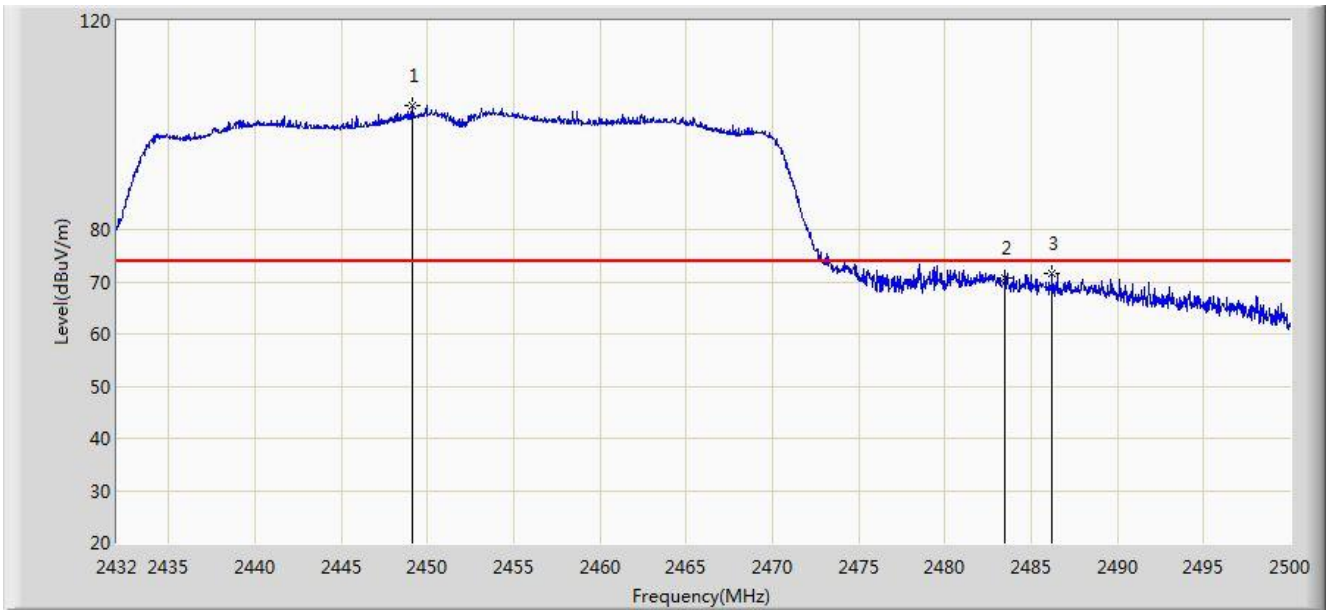


No	Flag	Mark	Frequency (MHz)	Measure Level (dBuV/m)	Reading Level (dBuV)	Over Limit (dB)	Limit (dBuV/m)	Factor (dB)	Type
1			2390.000	45.689	14.486	-8.311	54.000	31.203	AV
2		*	2419.758	76.557	45.401	N/A	N/A	31.157	AV

Note: Measure Level (dBuV/m) = Reading Level (dBuV) + Factor (dB)

Factor (dB) = Cable Loss (dB) + Antenna Factor (dB/m).

Site: AC1	Time: 2015/03/14 - 15:51
Limit: FCC_Part15.209_RE(3m)	Engineer: Roy Cheng
Probe: BBHA9120D_1-18GHz	Polarity: Horizontal
EUT: WIFI dual band 4 GE LAN GPON HGU	Power: AC 120V/60Hz
Test Mode: Transmit at channel 2452MHz by 802.11n-HT40 Ant 0	

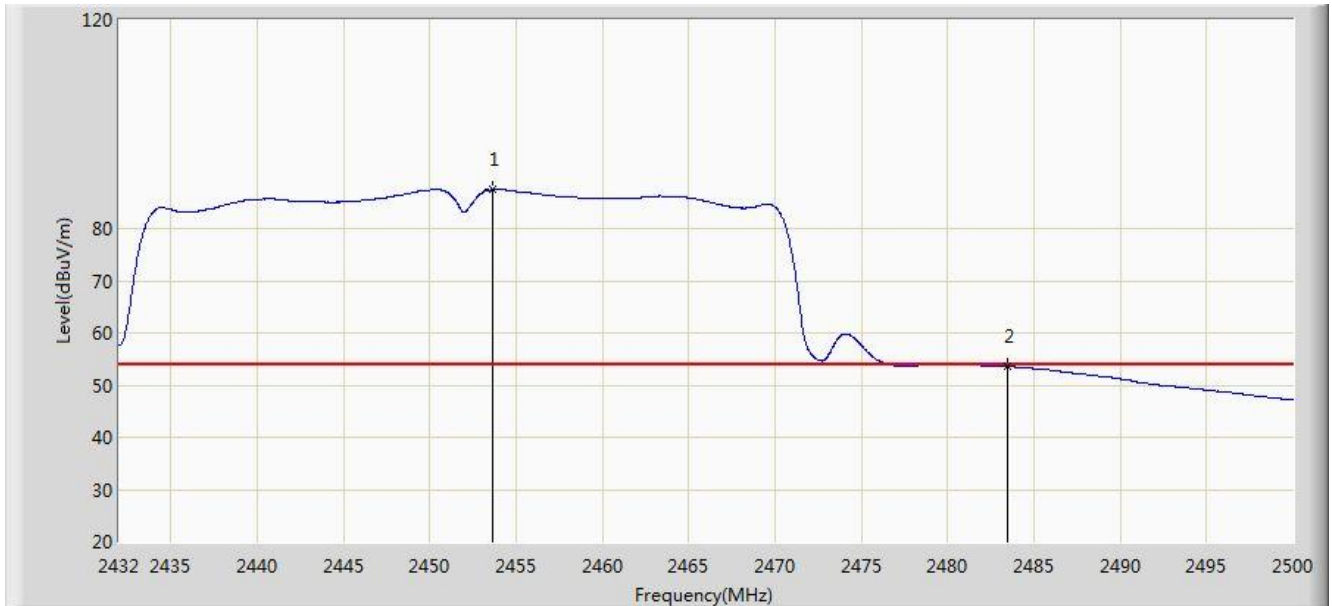


No	Flag	Mark	Frequency (MHz)	Measure Level (dBuV/m)	Reading Level (dBuV)	Over Limit (dB)	Limit (dBuV/m)	Factor (dB)	Type
1		*	2449.102	103.720	72.608	N/A	N/A	31.113	PK
2			2483.500	70.741	39.548	-3.259	74.000	31.194	PK
3			2486.196	71.532	40.332	-2.468	74.000	31.200	PK

Note: Measure Level (dBuV/m) = Reading Level (dBuV) + Factor (dB)

Factor (dB) = Cable Loss (dB) + Antenna Factor (dB/m).

Site: AC1	Time: 2015/03/14 - 15:50
Limit: FCC_Part15.209_RE(3m)	Engineer: Roy Cheng
Probe: BBHA9120D_1-18GHz	Polarity: Horizontal
EUT: WIFI dual band 4 GE LAN GPON HGU	Power: AC 120V/60Hz
Test Mode: Transmit at channel 2452MHz by 802.11n-HT40 Ant 0	

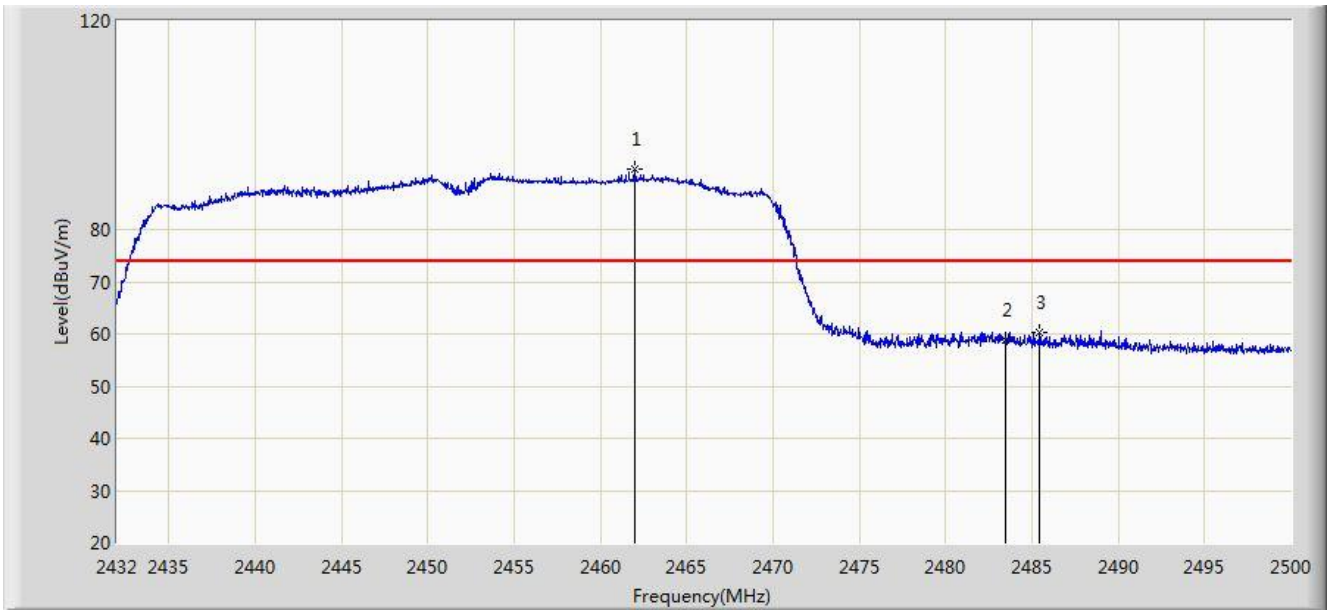


No	Flag	Mark	Frequency (MHz)	Measure Level (dBuV/m)	Reading Level (dBuV)	Over Limit (dB)	Limit (dBuV/m)	Factor (dB)	Type
1		*	2453.658	87.448	56.328	N/A	N/A	31.121	AV
2			2483.500	53.568	22.375	-0.432	54.000	31.194	AV

Note: Measure Level (dB $\mu$ V/m) = Reading Level (dB $\mu$ V) + Factor (dB)

Factor (dB) = Cable Loss (dB) + Antenna Factor (dB/m).

Site: AC1	Time: 2015/03/14 - 15:54
Limit: FCC_Part15.209_RE(3m)	Engineer: Roy Cheng
Probe: BBHA9120D_1-18GHz	Polarity: Vertical
EUT: WIFI dual band 4 GE LAN GPON HGU	Power: AC 120V/60Hz
Test Mode: Transmit at channel 2452MHz by 802.11n-HT40 Ant 0	

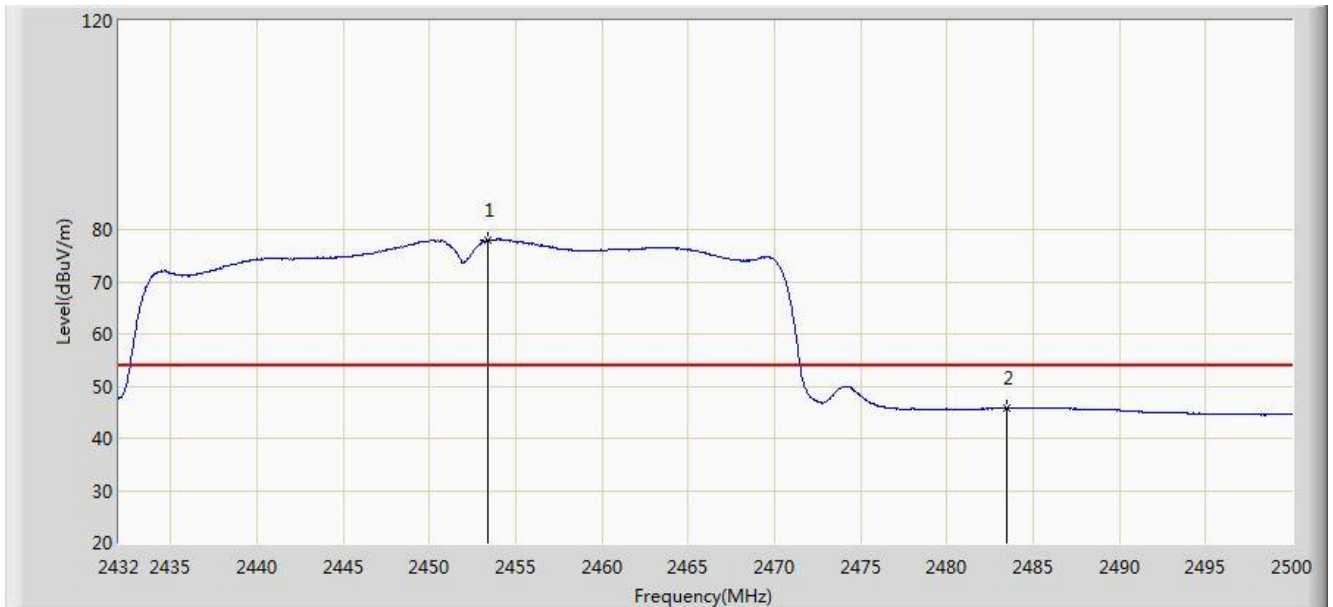


No	Flag	Mark	Frequency (MHz)	Measure Level (dBuV/m)	Reading Level (dBuV)	Over Limit (dB)	Limit (dBuV/m)	Factor (dB)	Type
1		*	2461.954	91.614	60.479	N/A	N/A	31.135	PK
2			2483.500	58.980	27.787	-15.020	74.000	31.194	PK
3			2485.448	60.373	29.175	-13.627	74.000	31.198	PK

Note: Measure Level (dB $\mu$ V/m) = Reading Level (dB $\mu$ V) + Factor (dB)

Factor (dB) = Cable Loss (dB) + Antenna Factor (dB/m).

Site: AC1	Time: 2015/03/14 - 15:56
Limit: FCC_Part15.209_RE(3m)	Engineer: Roy Cheng
Probe: BBHA9120D_1-18GHz	Polarity: Vertical
EUT: WIFI dual band 4 GE LAN GPON HGU	Power: AC 120V/60Hz
Test Mode: Transmit at channel 2452MHz by 802.11n-HT40 Ant 0	

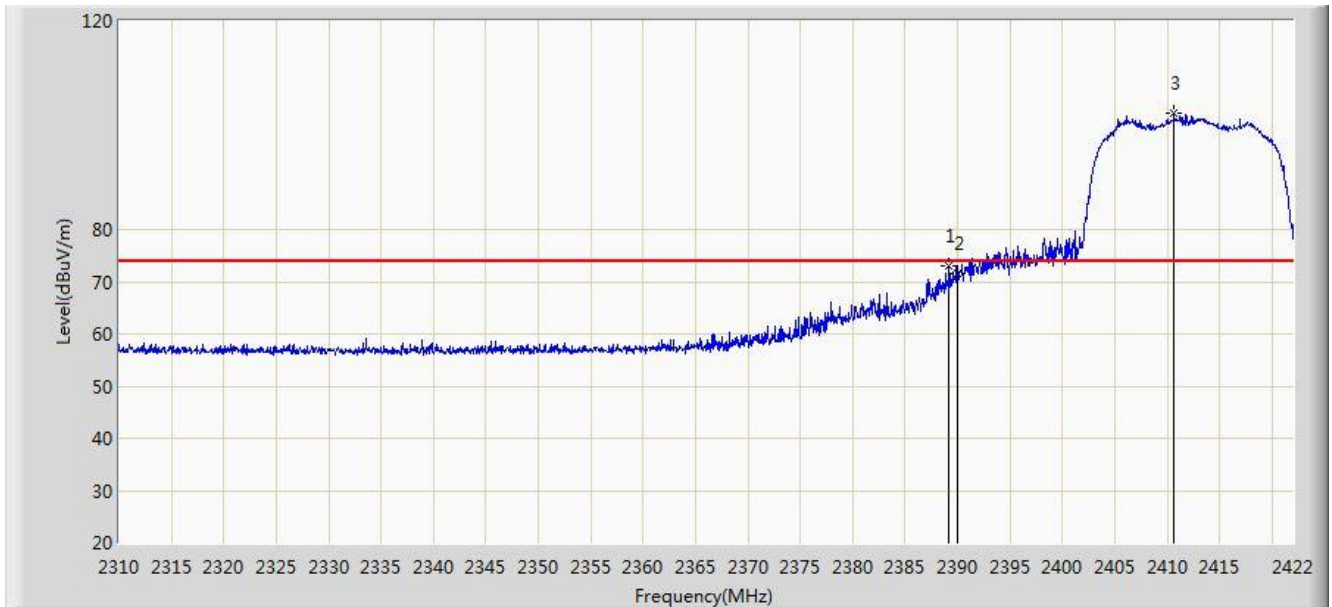


No	Flag	Mark	Frequency (MHz)	Measure Level (dBuV/m)	Reading Level (dBuV)	Over Limit (dB)	Limit (dBuV/m)	Factor (dB)	Type
1		*	2453.352	77.939	46.819	N/A	N/A	31.120	AV
2			2483.500	45.805	14.612	-8.195	54.000	31.194	AV

Note: Measure Level (dBuV/m) = Reading Level (dBuV) + Factor (dB)

Factor (dB) = Cable Loss (dB) + Antenna Factor (dB/m).

Site: AC1	Time: 2015/03/14 - 15:59
Limit: FCC_Part15.209_RE(3m)	Engineer: Roy Cheng
Probe: BBHA9120D_1-18GHz	Polarity: Horizontal
EUT: WIFI dual band 4 GE LAN GPON HGU	Power: AC 120V/60Hz
Test Mode: Transmit at channel 2412MHz by 802.11n-HT20 Ant 1	



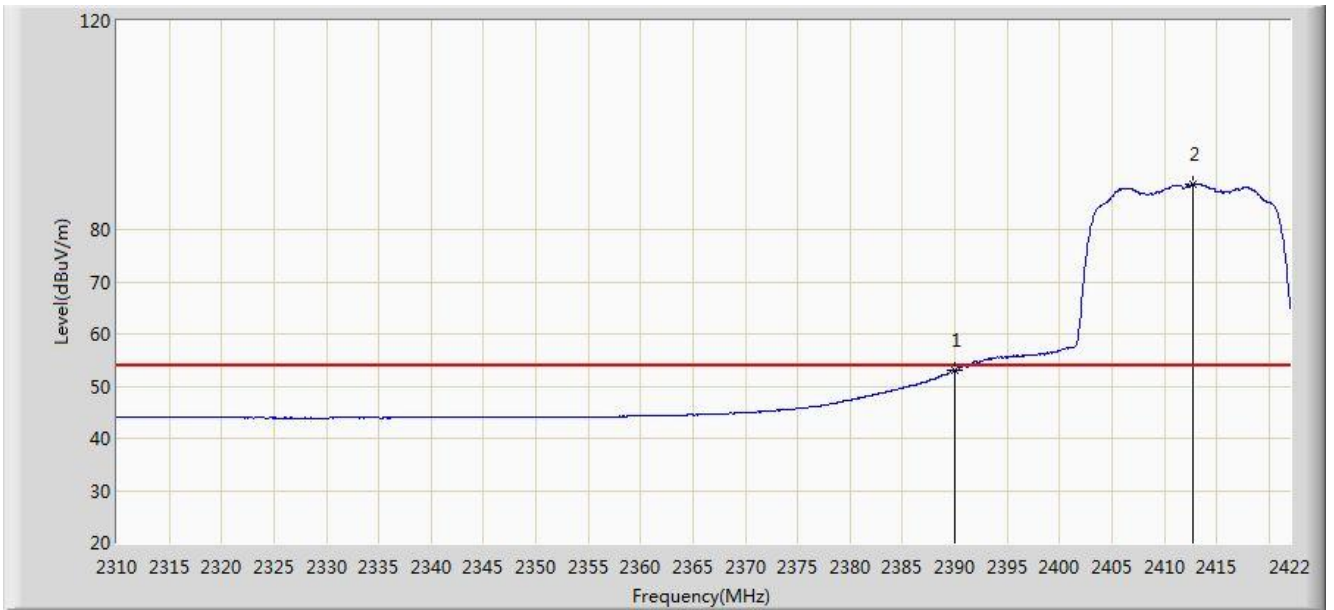
No	Flag	Mark	Frequency (MHz)	Measure Level (dBuV/m)	Reading Level (dBuV)	Over Limit (dB)	Limit (dBuV/m)	Factor (dB)	Type
1			2389.184	72.959	41.755	-1.041	74.000	31.204	PK
2			2390.000	71.705	40.502	-2.295	74.000	31.203	PK
3		*	2413.320	102.334	71.167	N/A	N/A	31.168	PK

Note: Measure Level (dBuV/m) = Reading Level (dBuV) + Factor (dB)

Factor (dB) = Cable Loss (dB) + Antenna Factor (dB/m).



Site: AC1	Time: 2015/03/14 - 16:02
Limit: FCC_Part15.209_RE(3m)	Engineer: Roy Cheng
Probe: BBHA9120D_1-18GHz	Polarity: Horizontal
EUT: WIFI dual band 4 GE LAN GPON HGU	Power: AC 120V/60Hz
Test Mode: Transmit at channel 2412MHz by 802.11n-HT20 Ant 1	

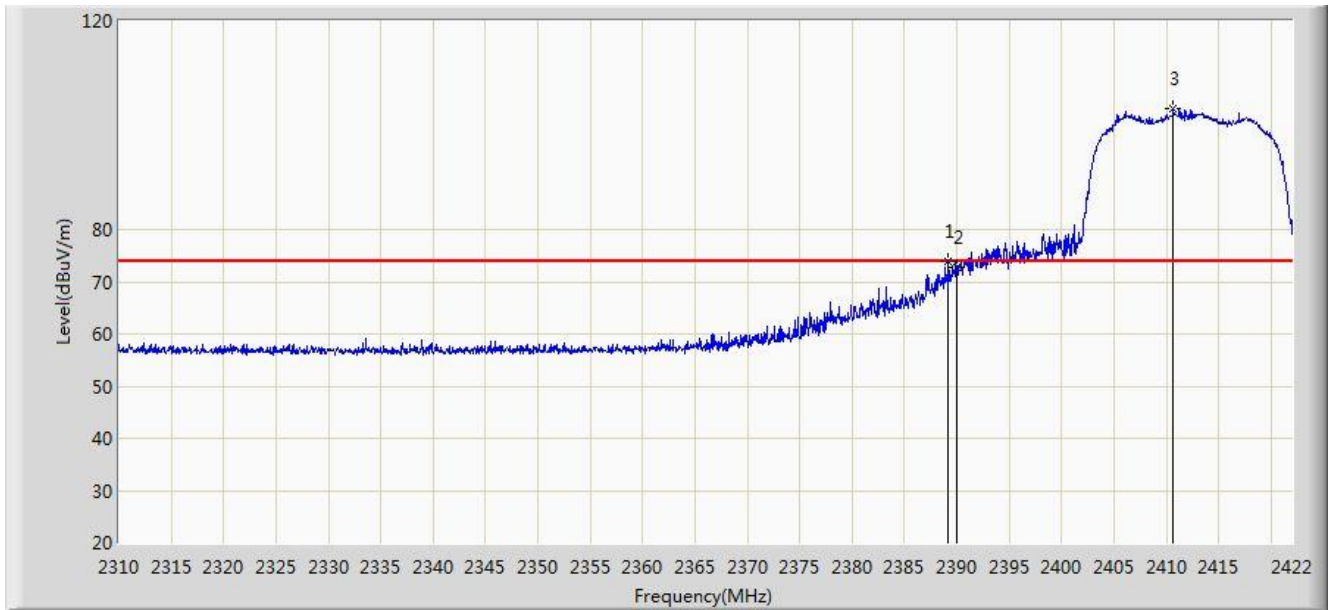


No	Flag	Mark	Frequency (MHz)	Measure Level (dBuV/m)	Reading Level (dBuV)	Over Limit (dB)	Limit (dBuV/m)	Factor (dB)	Type
1			2390.000	53.135	21.932	-0.865	54.000	31.203	AV
2		*	2412.760	88.826	57.658	N/A	N/A	31.168	AV

Note: Measure Level (dBuV/m) = Reading Level (dBuV) + Factor (dB)

Factor (dB) = Cable Loss (dB) + Antenna Factor (dB/m).

Site: AC1	Time: 2015/03/14 - 16:11
Limit: FCC_Part15.209_RE(3m)	Engineer: Roy Cheng
Probe: BBHA9120D_1-18GHz	Polarity: Vertical
EUT: WIFI dual band 4 GE LAN GPON HGU	Power: AC 120V/60Hz
Test Mode: Transmit at channel 2412MHz by 802.11n-HT20 Ant 1	

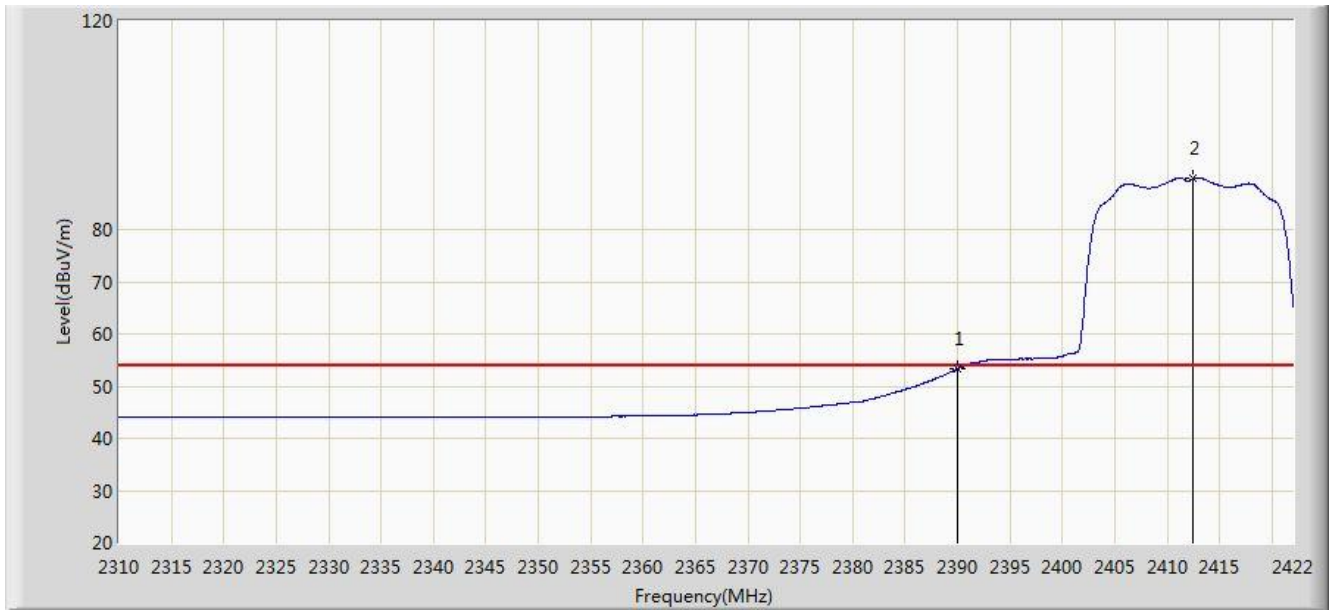


No	Flag	Mark	Frequency (MHz)	Measure Level (dBuV/m)	Reading Level (dBuV)	Over Limit (dB)	Limit (dBuV/m)	Factor (dB)	Type
1			2389.184	73.959	42.755	-0.041	74.000	31.204	PK
2			2390.000	72.705	41.502	-1.295	74.000	31.203	PK
3		*	2410.632	103.216	72.044	N/A	N/A	31.172	PK

Note: Measure Level (dBuV/m) = Reading Level (dBuV) + Factor (dB)

Factor (dB) = Cable Loss (dB) + Antenna Factor (dB/m).

Site: AC1	Time: 2015/03/14 - 16:09
Limit: FCC_Part15.209_RE(3m)	Engineer: Roy Cheng
Probe: BBHA9120D_1-18GHz	Polarity: Vertical
EUT: WIFI dual band 4 GE LAN GPON HGU	Power: AC 120V/60Hz
Test Mode: Transmit at channel 2412MHz by 802.11n-HT20 Ant 1	

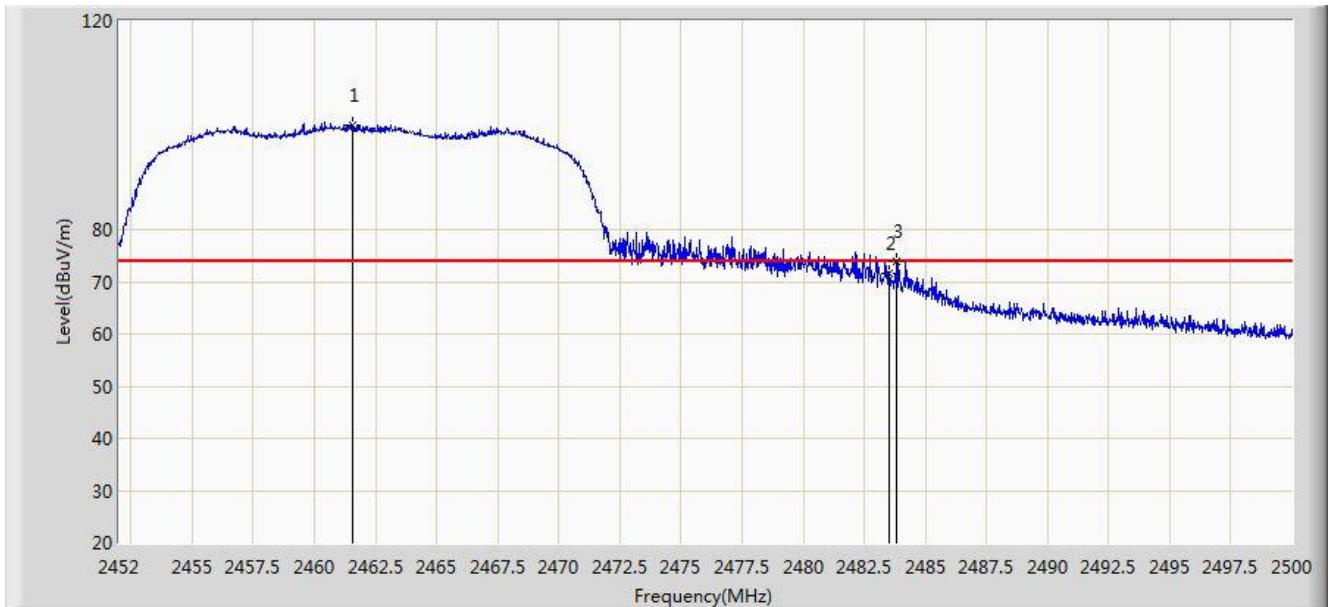


No	Flag	Mark	Frequency (MHz)	Measure Level (dBuV/m)	Reading Level (dBuV)	Over Limit (dB)	Limit (dBuV/m)	Factor (dB)	Type
1			2390.000	53.287	22.084	-0.713	54.000	31.203	AV
2		*	2412.480	89.769	58.600	N/A	N/A	31.169	AV

Note: Measure Level (dBuV/m) = Reading Level (dBuV) + Factor (dB)

Factor (dB) = Cable Loss (dB) + Antenna Factor (dB/m).

Site: AC1	Time: 2015/03/14 - 16:13
Limit: FCC_Part15.209_RE(3m)	Engineer: Roy Cheng
Probe: BBHA9120D_1-18GHz	Polarity: Horizontal
EUT: WIFI dual band 4 GE LAN GPON HGU	Power: AC 120V/60Hz
Test Mode: Transmit at channel 2462MHz by 802.11n-HT20 Ant 1	

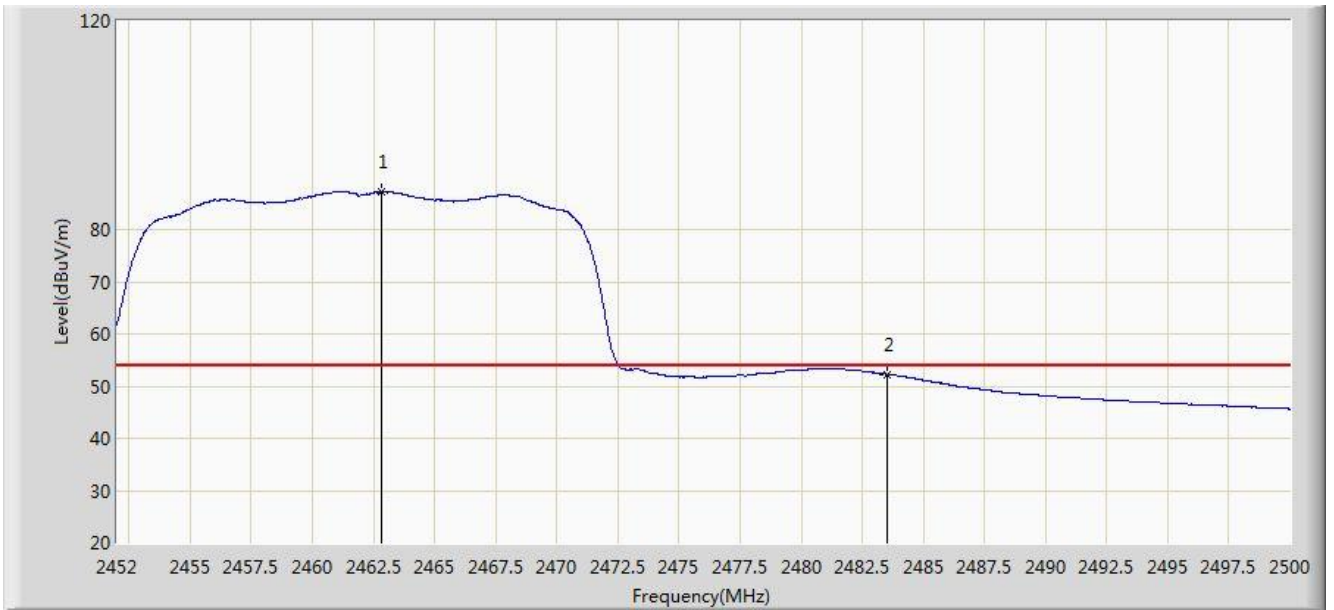


No	Flag	Mark	Frequency (MHz)	Measure Level (dBuV/m)	Reading Level (dBuV)	Over Limit (dB)	Limit (dBuV/m)	Factor (dB)	Type
1		*	2461.552	99.972	68.837	N/A	N/A	31.135	PK
2			2483.500	71.664	40.471	-2.336	74.000	31.194	PK
3			2483.848	73.880	42.686	-0.120	74.000	31.194	PK

Note: Measure Level (dBuV/m) = Reading Level (dBuV) + Factor (dB)

Factor (dB) = Cable Loss (dB) + Antenna Factor (dB/m).

Site: AC1	Time: 2015/03/14 - 16:17
Limit: FCC_Part15.209_RE(3m)	Engineer: Roy Cheng
Probe: BBHA9120D_1-18GHz	Polarity: Horizontal
EUT: WIFI dual band 4 GE LAN GPON HGU	Power: AC 120V/60Hz
Test Mode: Transmit at channel 2462MHz by 802.11n-HT20 Ant 1	

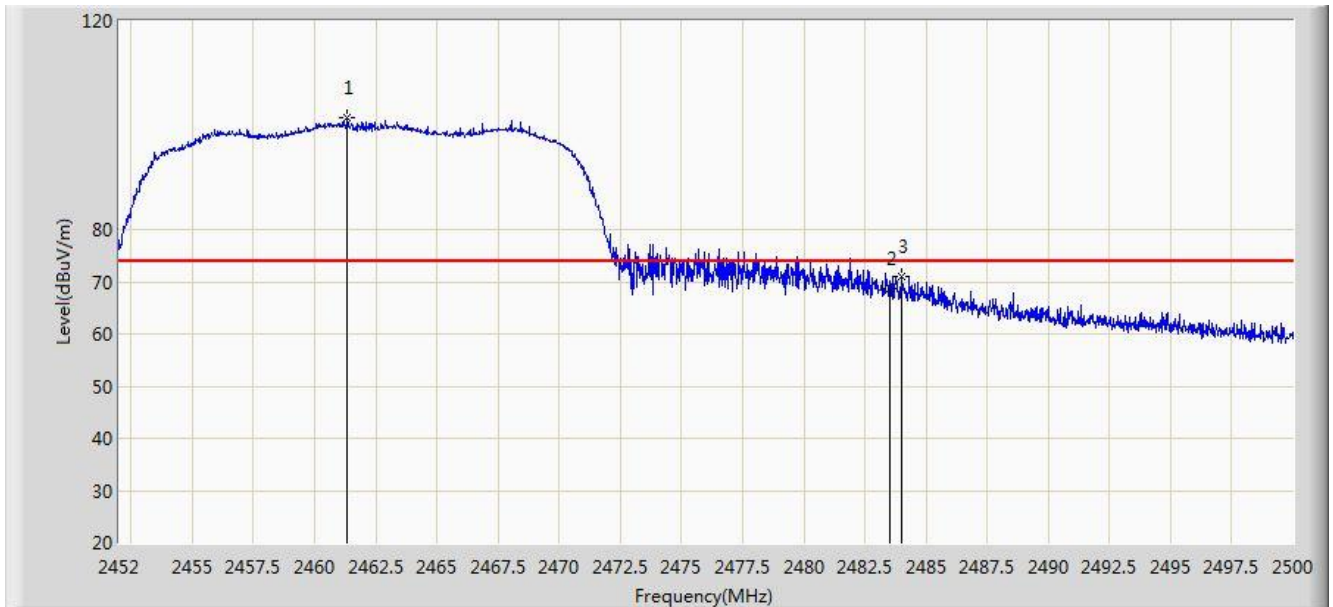


No	Flag	Mark	Frequency (MHz)	Measure Level (dBuV/m)	Reading Level (dBuV)	Over Limit (dB)	Limit (dBuV/m)	Factor (dB)	Type
1		*	2462.824	87.272	56.135	N/A	N/A	31.137	AV
2			2483.500	52.290	21.097	-1.710	54.000	31.194	AV

Note: Measure Level (dBuV/m) = Reading Level (dBuV) + Factor (dB)

Factor (dB) = Cable Loss (dB) + Antenna Factor (dB/m).

Site: AC1	Time: 2015/03/14 - 16:27
Limit: FCC_Part15.209_RE(3m)	Engineer: Roy Cheng
Probe: BBHA9120D_1-18GHz	Polarity: Vertical
EUT: WIFI dual band 4 GE LAN GPON HGU	Power: AC 120V/60Hz
Test Mode: Transmit at channel 2462MHz by 802.11n-HT20 Ant 1	

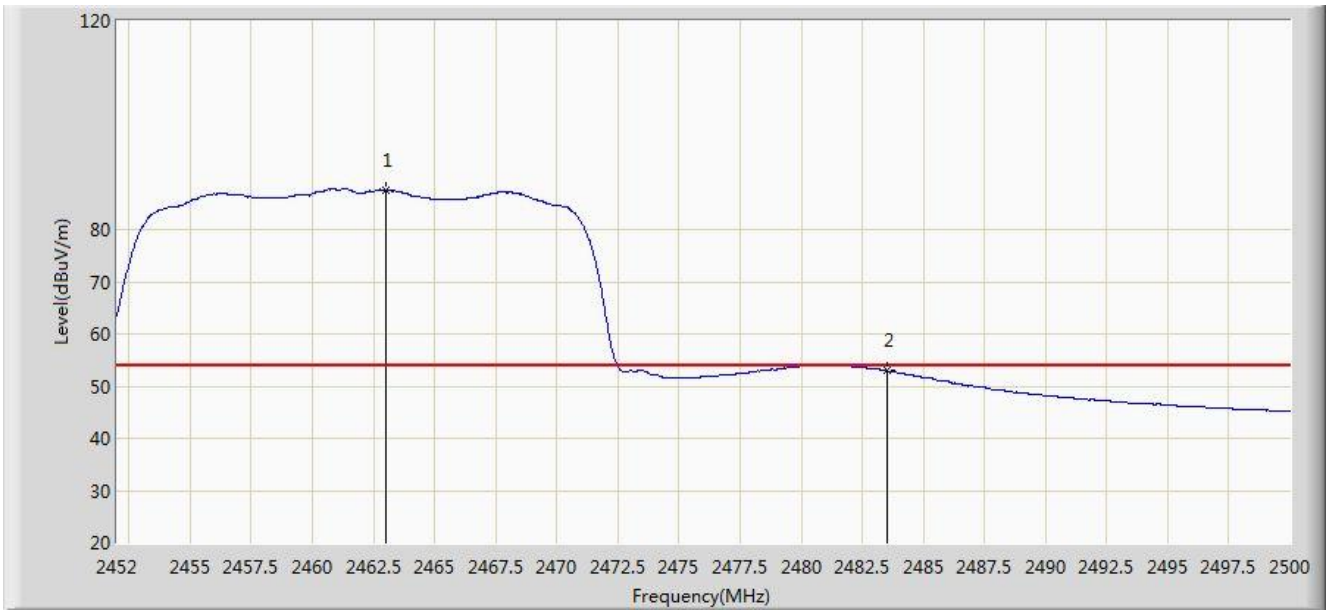


No	Flag	Mark	Frequency (MHz)	Measure Level (dBuV/m)	Reading Level (dBuV)	Over Limit (dB)	Limit (dBuV/m)	Factor (dB)	Type
1		*	2461.336	101.355	70.221	N/A	N/A	31.134	PK
2			2483.500	68.635	37.442	-5.365	74.000	31.194	PK
3			2484.016	71.135	39.940	-2.865	74.000	31.195	PK

Note: Measure Level (dB $\mu$ V/m) = Reading Level (dB $\mu$ V) + Factor (dB)

Factor (dB) = Cable Loss (dB) + Antenna Factor (dB/m).

Site: AC1	Time: 2015/03/14 - 16:22
Limit: FCC_Part15.209_RE(3m)	Engineer: Roy Cheng
Probe: BBHA9120D_1-18GHz	Polarity: Vertical
EUT: WIFI dual band 4 GE LAN GPON HGU	Power: AC 120V/60Hz
Test Mode: Transmit at channel 2462MHz by 802.11n-HT20 Ant 1	

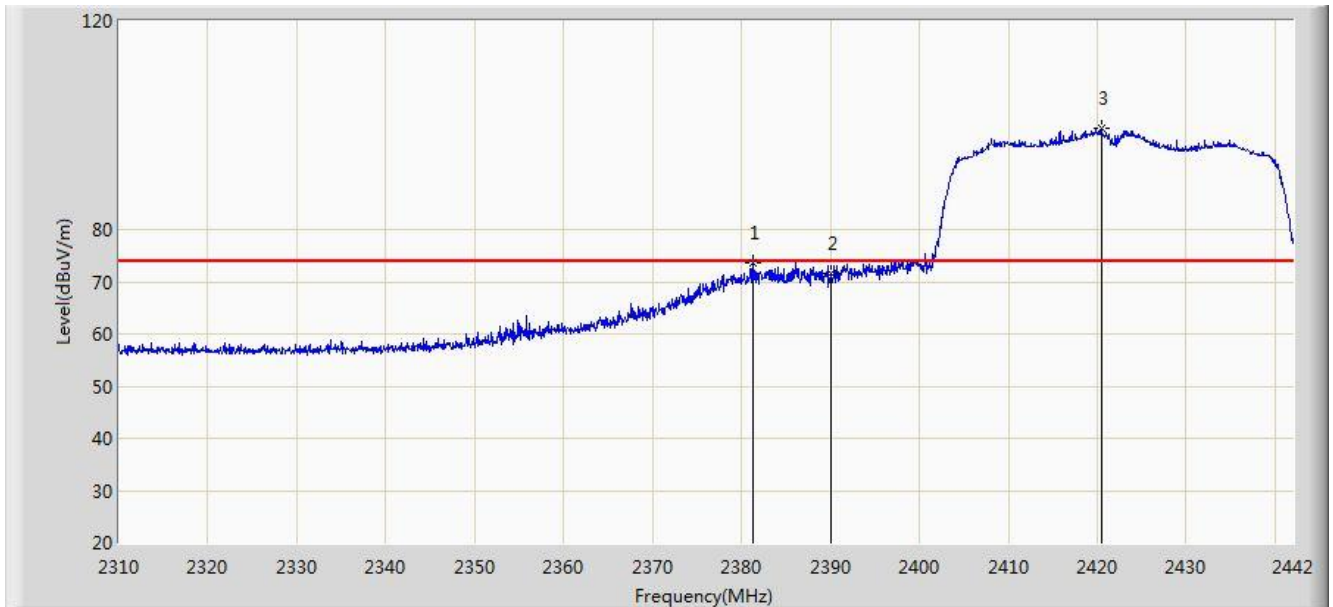


No	Flag	Mark	Frequency (MHz)	Measure Level (dBuV/m)	Reading Level (dBuV)	Over Limit (dB)	Limit (dBuV/m)	Factor (dB)	Type
1		*	2462.992	87.564	56.427	N/A	N/A	31.137	AV
2			2483.500	52.910	21.717	-1.090	54.000	31.194	AV

Note: Measure Level (dBuV/m) = Reading Level (dBuV) + Factor (dB)

Factor (dB) = Cable Loss (dB) + Antenna Factor (dB/m).

Site: AC1	Time: 2015/03/14 - 16:29
Limit: FCC_Part15.209_RE(3m)	Engineer: Roy Cheng
Probe: BBHA9120D_1-18GHz	Polarity: Horizontal
EUT: WIFI dual band 4 GE LAN GPON HGU	Power: AC 120V/60Hz
Test Mode: Transmit at channel 2422MHz by 802.11n-HT40 Ant 1	



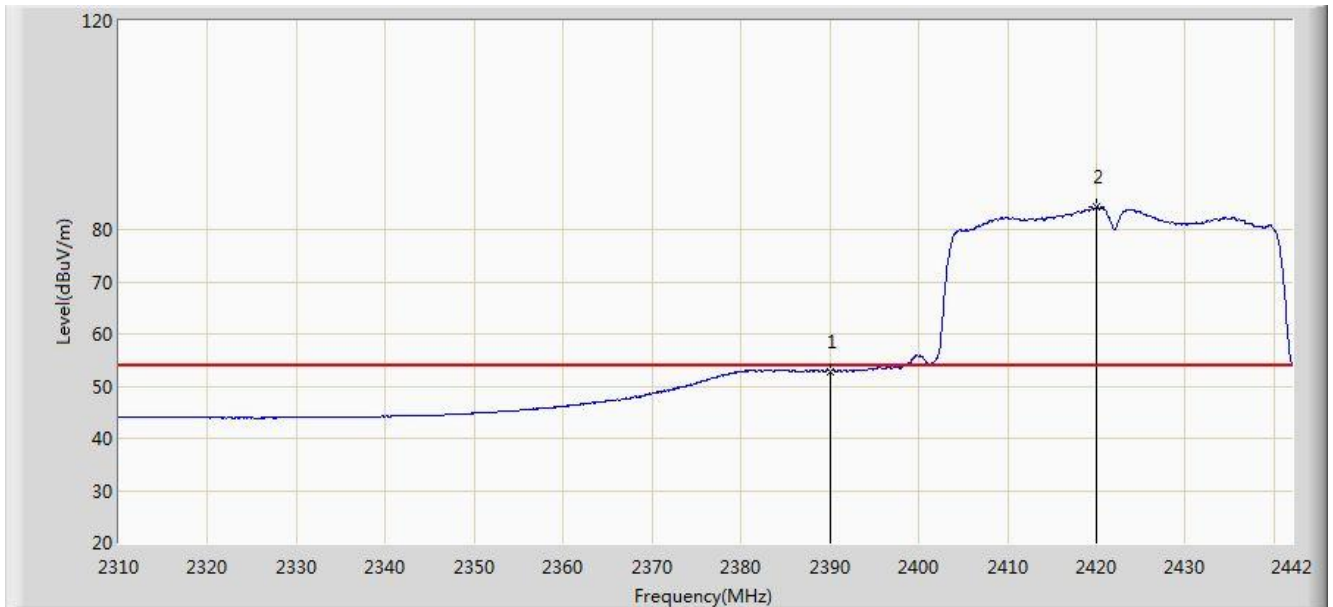
No	Flag	Mark	Frequency (MHz)	Measure Level (dBuV/m)	Reading Level (dBuV)	Over Limit (dB)	Limit (dBuV/m)	Factor (dB)	Type
1			2381.346	73.618	42.399	-0.382	74.000	31.218	PK
2			2390.000	71.529	40.326	-2.471	74.000	31.203	PK
3		*	2420.418	99.432	68.277	N/A	N/A	31.155	PK

Note: Measure Level (dB $\mu$ V/m) = Reading Level (dB $\mu$ V) + Factor (dB)

Factor (dB) = Cable Loss (dB) + Antenna Factor (dB/m).



Site: AC1	Time: 2015/03/14 - 16:32
Limit: FCC_Part15.209_RE(3m)	Engineer: Roy Cheng
Probe: BBHA9120D_1-18GHz	Polarity: Horizontal
EUT: WIFI dual band 4 GE LAN GPON HGU	Power: AC 120V/60Hz
Test Mode: Transmit at channel 2422MHz by 802.11n-HT40 Ant 1	

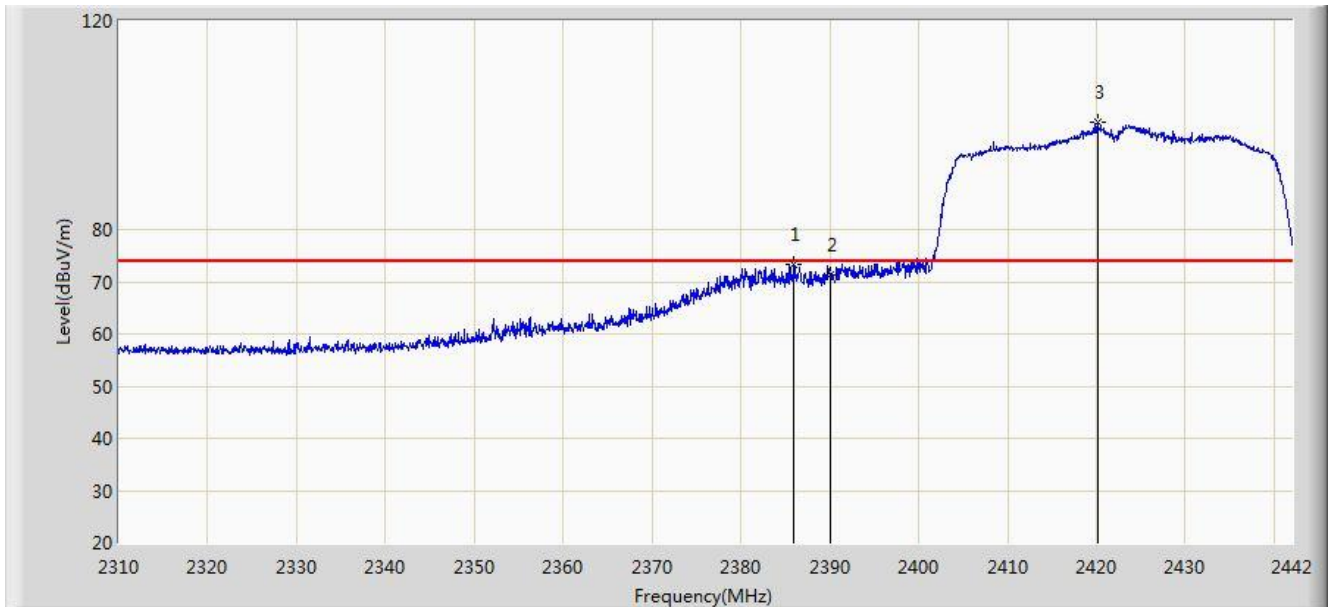


No	Flag	Mark	Frequency (MHz)	Measure Level (dBuV/m)	Reading Level (dBuV)	Over Limit (dB)	Limit (dBuV/m)	Factor (dB)	Type
1			2390.000	52.788	21.585	-1.212	54.000	31.203	AV
2		*	2419.956	84.204	53.048	N/A	N/A	31.156	AV

Note: Measure Level (dBuV/m) = Reading Level (dBuV) + Factor (dB)

Factor (dB) = Cable Loss (dB) + Antenna Factor (dB/m).

Site: AC1	Time: 2015/03/14 - 16:34
Limit: FCC_Part15.209_RE(3m)	Engineer: Roy Cheng
Probe: BBHA9120D_1-18GHz	Polarity: Vertical
EUT: WIFI dual band 4 GE LAN GPON HGU	Power: AC 120V/60Hz
Test Mode: Transmit at channel 2422MHz by 802.11n-HT40 Ant 1	

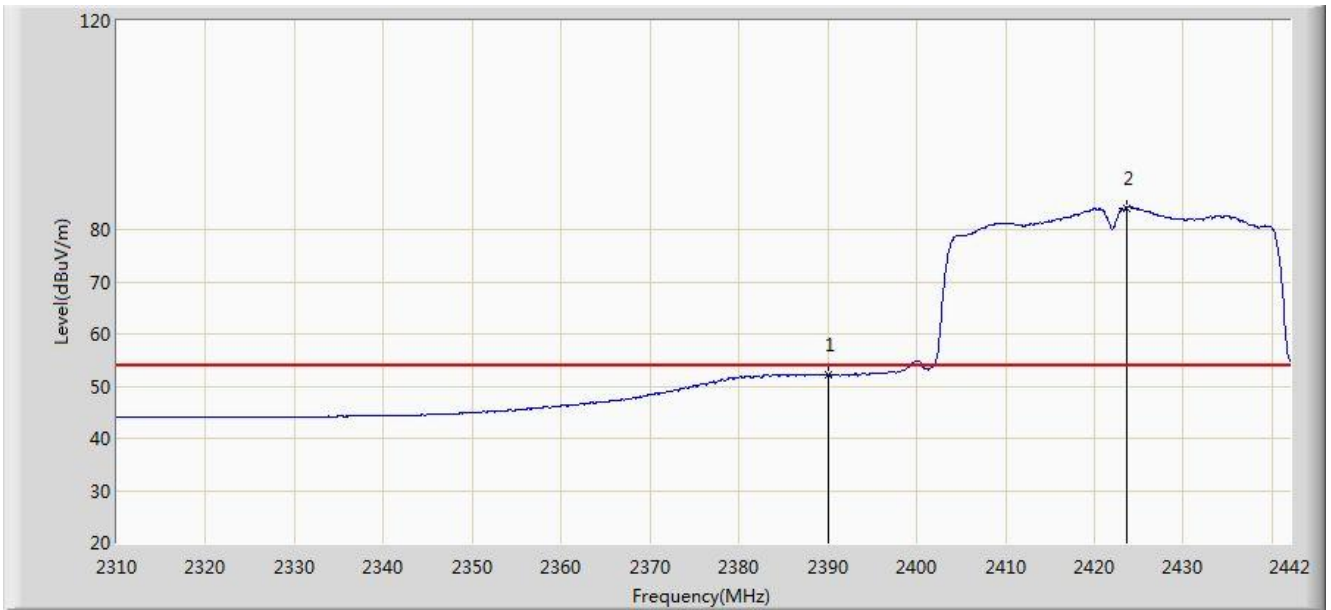


No	Flag	Mark	Frequency (MHz)	Measure Level (dBuV/m)	Reading Level (dBuV)	Over Limit (dB)	Limit (dBuV/m)	Factor (dB)	Type
1			2385.966	73.344	42.134	-0.656	74.000	31.210	PK
2			2390.000	71.183	39.980	-2.817	74.000	31.203	PK
3		*	2420.088	100.546	69.390	N/A	N/A	31.156	PK

Note: Measure Level (dB $\mu$ V/m) = Reading Level (dB $\mu$ V) + Factor (dB)

Factor (dB) = Cable Loss (dB) + Antenna Factor (dB/m).

Site: AC1	Time: 2015/03/14 - 16:36
Limit: FCC_Part15.209_RE(3m)	Engineer: Roy Cheng
Probe: BBHA9120D_1-18GHz	Polarity: Vertical
EUT: WIFI dual band 4 GE LAN GPON HGU	Power: AC 120V/60Hz
Test Mode: Transmit at channel 2422MHz by 802.11n-HT40 Ant 1	

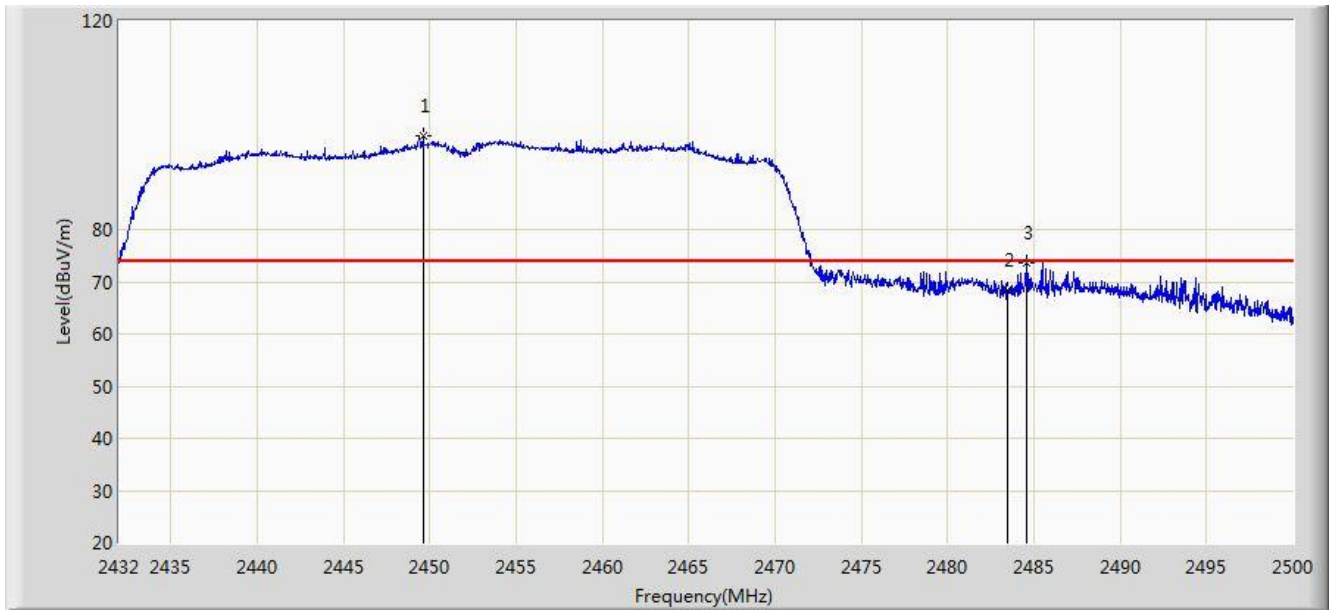


No	Flag	Mark	Frequency (MHz)	Measure Level (dBuV/m)	Reading Level (dBuV)	Over Limit (dB)	Limit (dBuV/m)	Factor (dB)	Type
1			2390.000	52.176	20.973	-1.824	54.000	31.203	AV
2		*	2423.586	84.180	53.030	N/A	N/A	31.149	AV

Note: Measure Level (dBuV/m) = Reading Level (dBuV) + Factor (dB)

Factor (dB) = Cable Loss (dB) + Antenna Factor (dB/m).

Site: AC1	Time: 2015/03/14 - 16:44
Limit: FCC_Part15.209_RE(3m)	Engineer: Roy Cheng
Probe: BBHA9120D_1-18GHz	Polarity: Horizontal
EUT: WIFI dual band 4 GE LAN GPON HGU	Power: AC 120V/60Hz
Test Mode: Transmit at channel 2452MHz by 802.11n-HT40 Ant 1	

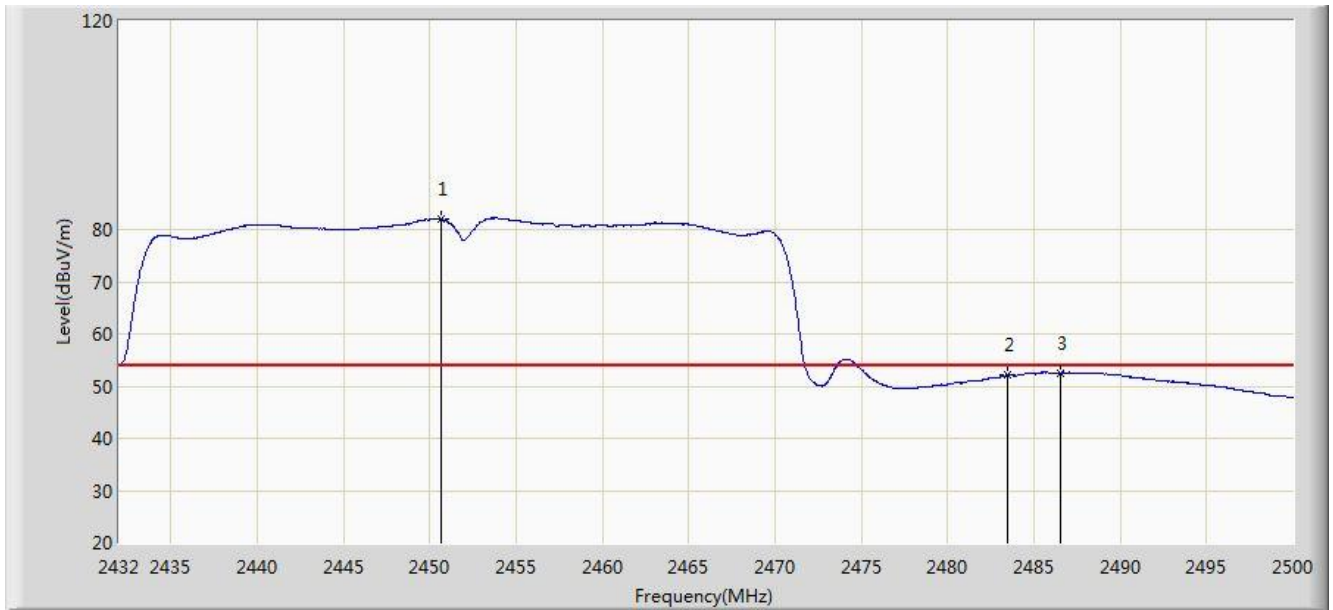


No	Flag	Mark	Frequency (MHz)	Measure Level (dBuV/m)	Reading Level (dBuV)	Over Limit (dB)	Limit (dBuV/m)	Factor (dB)	Type
1		*	2449.612	97.901	66.788	N/A	N/A	31.113	PK
2			2483.500	68.287	37.094	-5.713	74.000	31.194	PK
3			2484.598	73.530	42.334	-0.470	74.000	31.197	PK

Note: Measure Level (dB $\mu$ V/m) = Reading Level (dB $\mu$ V) + Factor (dB)

Factor (dB) = Cable Loss (dB) + Antenna Factor (dB/m).

Site: AC1	Time: 2015/03/14 - 16:43
Limit: FCC_Part15.209_RE(3m)	Engineer: Roy Cheng
Probe: BBHA9120D_1-18GHz	Polarity: Horizontal
EUT: WIFI dual band 4 GE LAN GPON HGU	Power: AC 120V/60Hz
Test Mode: Transmit at channel 2452MHz by 802.11n-HT40 Ant 1	

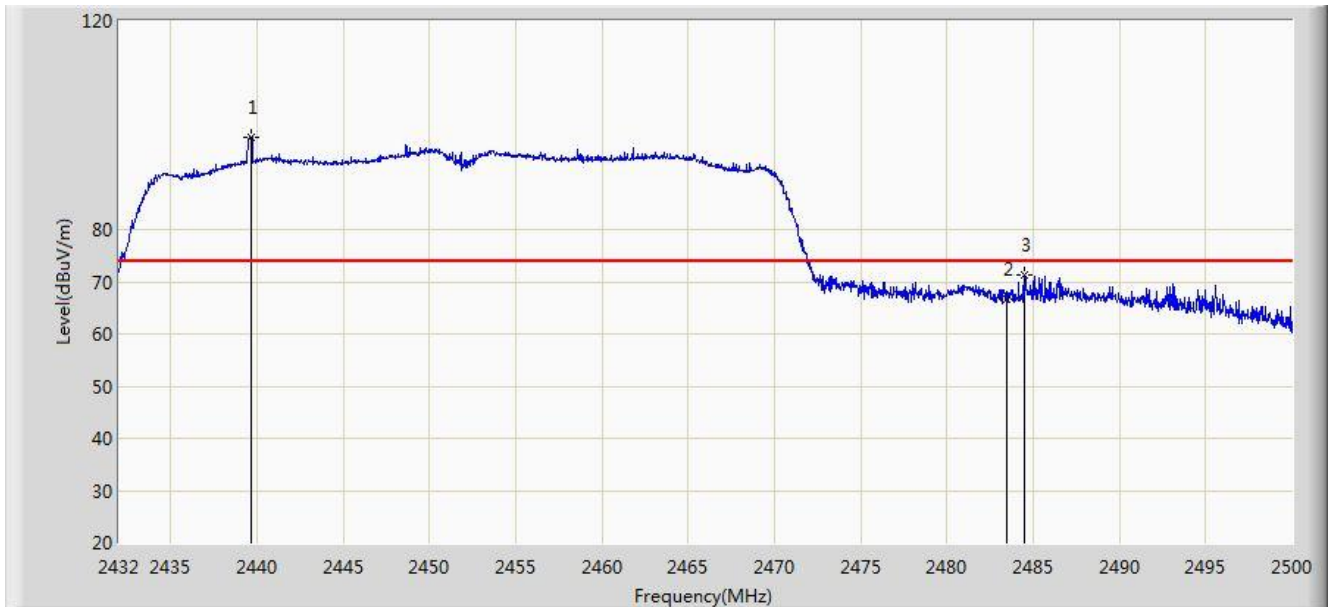


No	Flag	Mark	Frequency (MHz)	Measure Level (dBuV/m)	Reading Level (dBuV)	Over Limit (dB)	Limit (dBuV/m)	Factor (dB)	Type
1		*	2450.666	81.988	50.873	N/A	N/A	31.115	AV
2			2483.500	52.095	20.902	-1.905	54.000	31.194	AV
3			2486.536	52.533	21.332	-1.467	54.000	31.201	AV

Note: Measure Level (dBuV/m) = Reading Level (dBuV) + Factor (dB)

Factor (dB) = Cable Loss (dB) + Antenna Factor (dB/m).

Site: AC1	Time: 2015/03/14 - 16:46
Limit: FCC_Part15.209_RE(3m)	Engineer: Roy Cheng
Probe: BBHA9120D_1-18GHz	Polarity: Vertical
EUT: WIFI dual band 4 GE LAN GPON HGU	Power: AC 120V/60Hz
Test Mode: Transmit at channel 2452MHz by 802.11n-HT40 Ant 1	

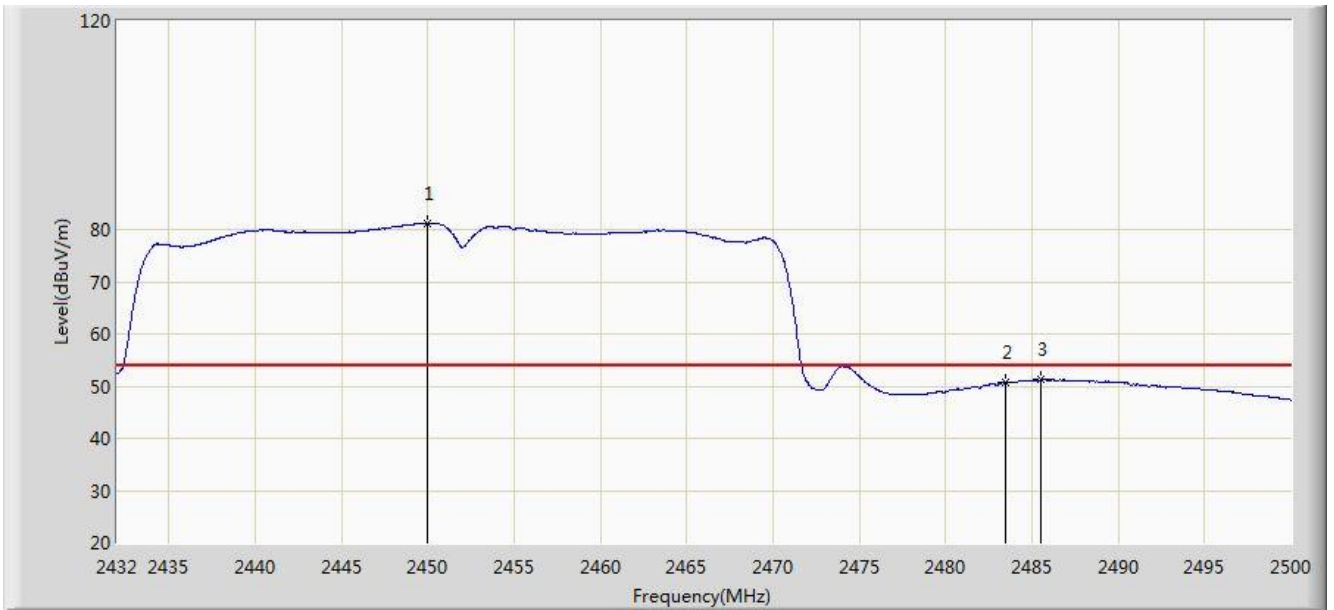


No	Flag	Mark	Frequency (MHz)	Measure Level (dBuV/m)	Reading Level (dBuV)	Over Limit (dB)	Limit (dBuV/m)	Factor (dB)	Type
1		*	2439.684	97.587	66.468	N/A	N/A	31.119	PK
2			2483.500	66.746	35.553	-7.254	74.000	31.194	PK
3			2484.462	71.172	39.976	-2.828	74.000	31.195	PK

Note: Measure Level (dB $\mu$ V/m) = Reading Level (dB $\mu$ V) + Factor (dB)

Factor (dB) = Cable Loss (dB) + Antenna Factor (dB/m).

Site: AC1	Time: 2015/03/14 - 16:49
Limit: FCC_Part15.209_RE(3m)	Engineer: Roy Cheng
Probe: BBHA9120D_1-18GHz	Polarity: Vertical
EUT: WIFI dual band 4 GE LAN GPON HGU	Power: AC 120V/60Hz
Test Mode: Transmit at channel 2452MHz by 802.11n-HT40 Ant 1	

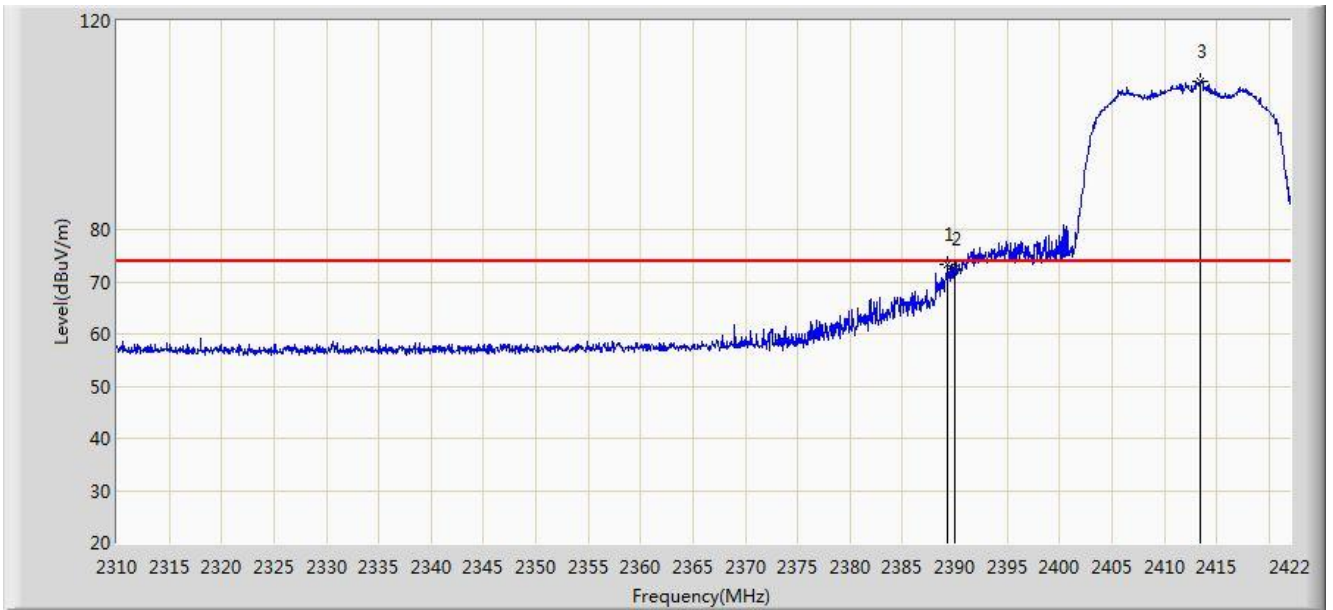


No	Flag	Mark	Frequency (MHz)	Measure Level (dBuV/m)	Reading Level (dBuV)	Over Limit (dB)	Limit (dBuV/m)	Factor (dB)	Type
1		*	2449.952	81.260	50.146	N/A	N/A	31.113	AV
2			2483.500	50.723	19.530	-3.277	54.000	31.194	AV
3			2485.550	51.215	20.016	-2.785	54.000	31.198	AV

Note: Measure Level (dB $\mu$ V/m) = Reading Level (dB $\mu$ V) + Factor (dB)

Factor (dB) = Cable Loss (dB) + Antenna Factor (dB/m).

Site: AC1	Time: 2015/03/14 - 17:01
Limit: FCC_Part15.209_RE(3m)	Engineer: Roy Cheng
Probe: BBHA9120D_1-18GHz	Polarity: Horizontal
EUT: WIFI dual band 4 GE LAN GPON HGU	Power: AC 120V/60Hz
Test Mode: Transmit at channel 2412MHz by 802.11n-HT20 Ant 0+1	



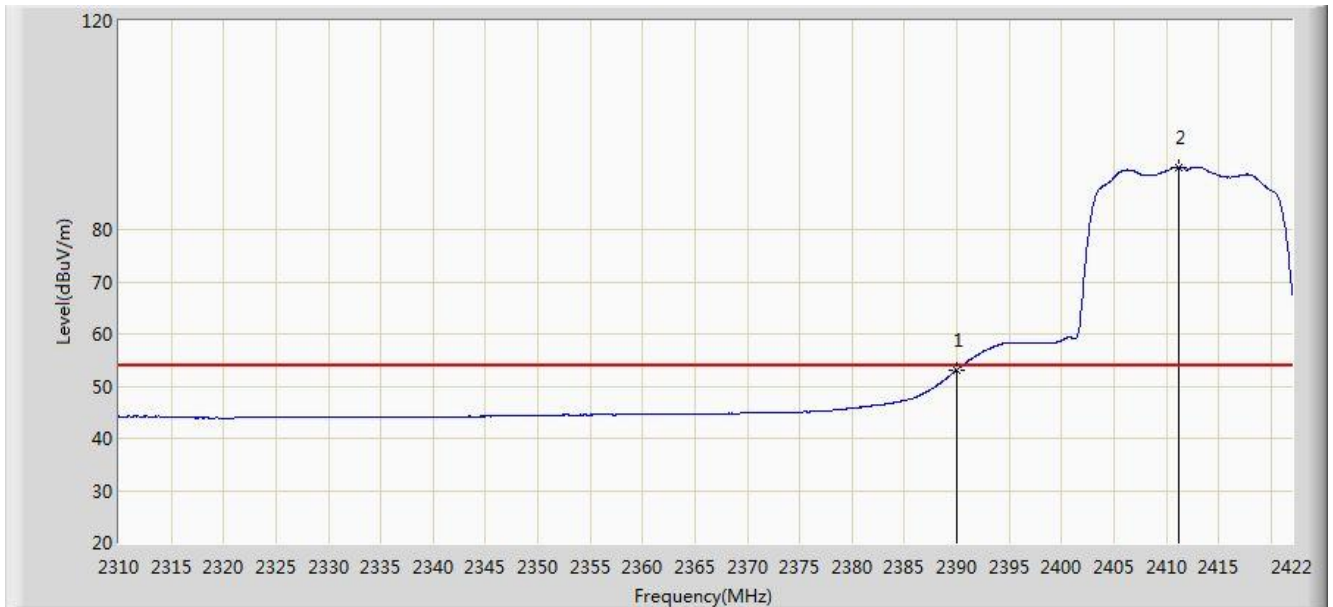
No	Flag	Mark	Frequency (MHz)	Measure Level (dBuV/m)	Reading Level (dBuV)	Over Limit (dB)	Limit (dBuV/m)	Factor (dB)	Type
1			2389.352	73.317	42.113	-0.683	74.000	31.203	PK
2			2390.000	72.560	41.357	-1.440	74.000	31.203	PK
3		*	2413.376	108.442	77.275	N/A	N/A	31.168	PK

Note: Measure Level (dBuV/m) = Reading Level (dBuV) + Factor (dB)

Factor (dB) = Cable Loss (dB) + Antenna Factor (dB/m).



Site: AC1	Time: 2015/03/14 - 16:55
Limit: FCC_Part15.209_RE(3m)	Engineer: Roy Cheng
Probe: BBHA9120D_1-18GHz	Polarity: Horizontal
EUT: WIFI dual band 4 GE LAN GPON HGU	Power: AC 120V/60Hz
Test Mode: Transmit at channel 2412MHz by 802.11n-HT20 Ant 0+1	

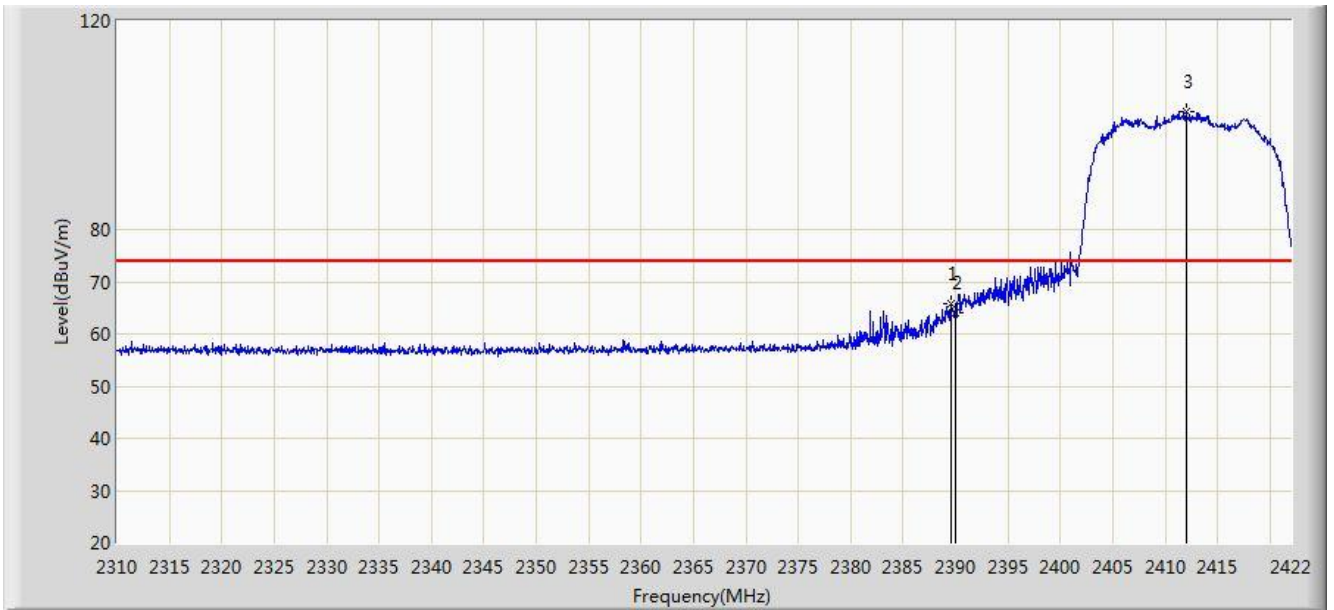


No	Flag	Mark	Frequency (MHz)	Measure Level (dBuV/m)	Reading Level (dBuV)	Over Limit (dB)	Limit (dBuV/m)	Factor (dB)	Type
1			2390.000	53.131	21.928	-0.869	54.000	31.203	AV
2		*	2411.136	92.007	60.836	N/A	N/A	31.171	AV

Note: Measure Level (dBuV/m) = Reading Level (dBuV) + Factor (dB)

Factor (dB) = Cable Loss (dB) + Antenna Factor (dB/m).

Site: AC1	Time: 2015/03/14 - 17:06
Limit: FCC_Part15.209_RE(3m)	Engineer: Roy Cheng
Probe: BBHA9120D_1-18GHz	Polarity: Vertical
EUT: WIFI dual band 4 GE LAN GPON HGU	Power: AC 120V/60Hz
Test Mode: Transmit at channel 2412MHz by 802.11n-HT20 Ant 0+1	

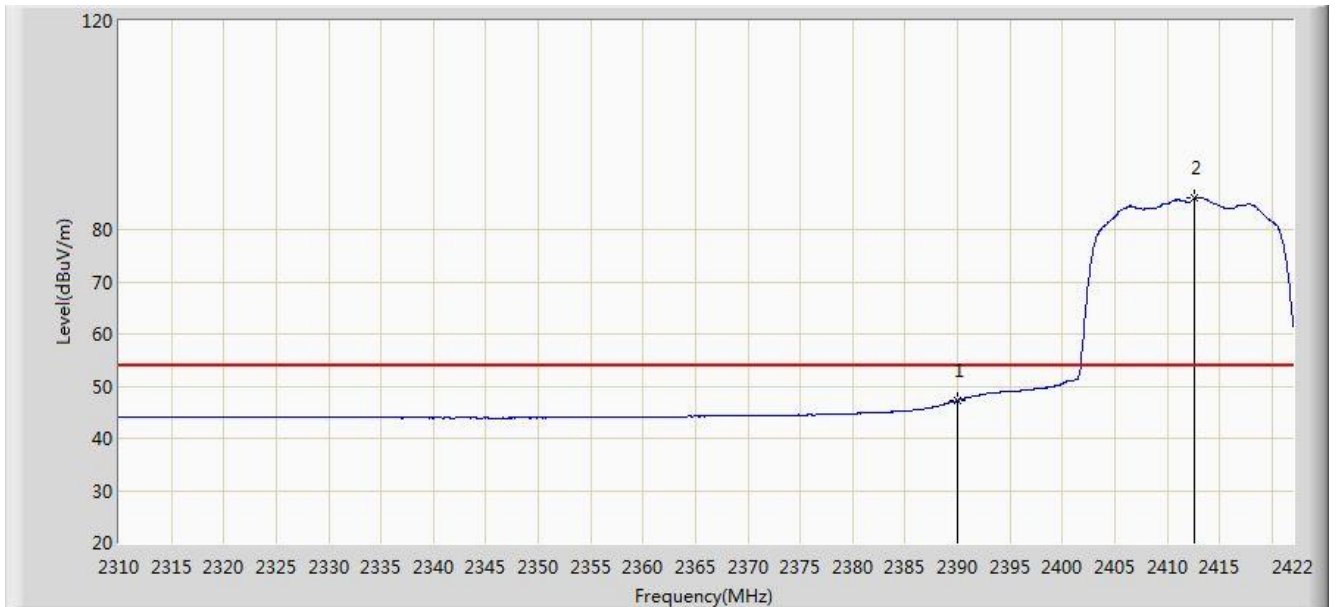


No	Flag	Mark	Frequency (MHz)	Measure Level (dBuV/m)	Reading Level (dBuV)	Over Limit (dB)	Limit (dBuV/m)	Factor (dB)	Type
1			2389.576	65.677	34.473	-8.323	74.000	31.204	PK
2			2390.000	64.104	32.901	-9.896	74.000	31.203	PK
3		*	2411.976	102.672	71.502	N/A	N/A	31.170	PK

Note: Measure Level (dB $\mu$ V/m) = Reading Level (dB $\mu$ V) + Factor (dB)

Factor (dB) = Cable Loss (dB) + Antenna Factor (dB/m).

Site: AC1	Time: 2015/03/14 - 17:08
Limit: FCC_Part15.209_RE(3m)	Engineer: Roy Cheng
Probe: BBHA9120D_1-18GHz	Polarity: Vertical
EUT: WIFI dual band 4 GE LAN GPON HGU	Power: AC 120V/60Hz
Test Mode: Transmit at channel 2412MHz by 802.11n-HT20 Ant 0+1	

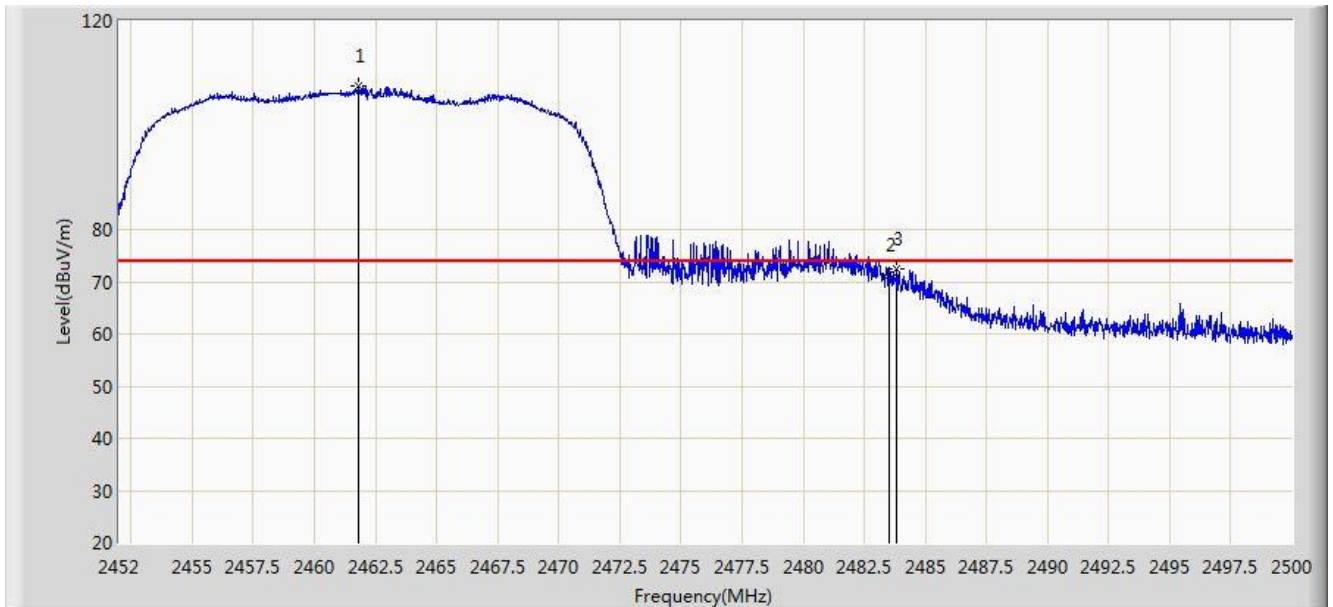


No	Flag	Mark	Frequency (MHz)	Measure Level (dBuV/m)	Reading Level (dBuV)	Over Limit (dB)	Limit (dBuV/m)	Factor (dB)	Type
1			2390.000	47.283	16.080	-6.717	54.000	31.203	AV
2		*	2412.592	86.037	54.868	N/A	N/A	31.169	AV

Note: Measure Level (dBuV/m) = Reading Level (dBuV) + Factor (dB)

Factor (dB) = Cable Loss (dB) + Antenna Factor (dB/m).

Site: AC1	Time: 2015/03/14 - 17:17
Limit: FCC_Part15.209_RE(3m)	Engineer: Roy Cheng
Probe: BBHA9120D_1-18GHz	Polarity: Horizontal
EUT: WIFI dual band 4 GE LAN GPON HGU	Power: AC 120V/60Hz
Test Mode: Transmit at channel 2462MHz by 802.11n-HT20 Ant 0+1	

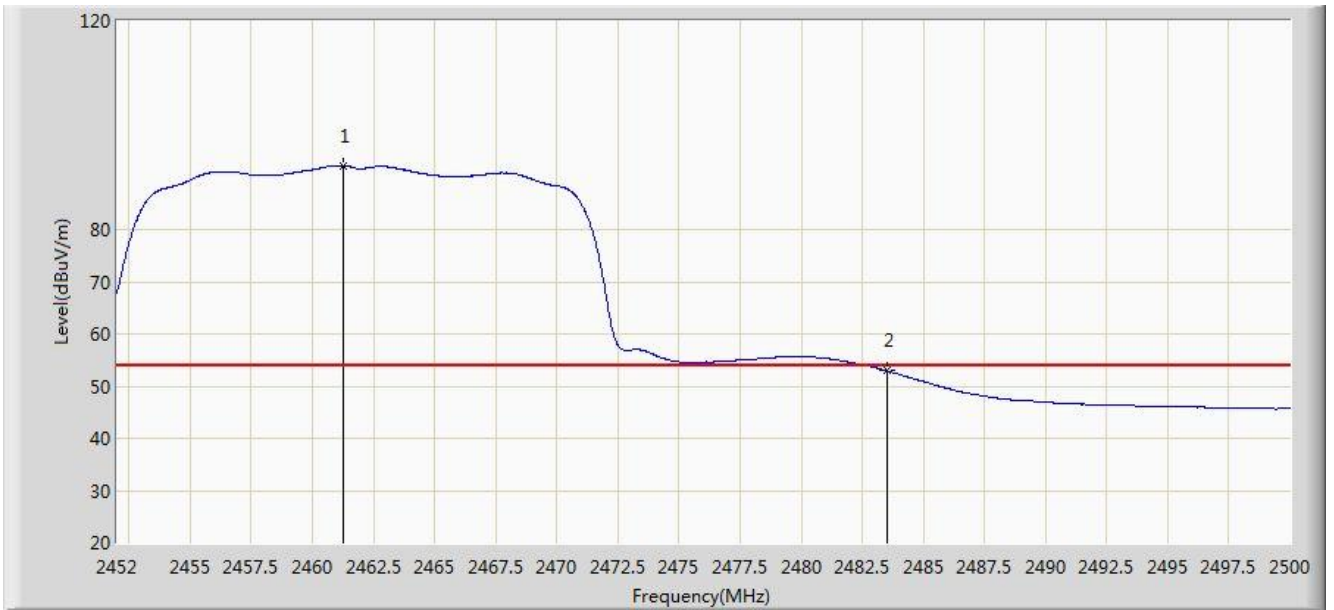


No	Flag	Mark	Frequency (MHz)	Measure Level (dBuV/m)	Reading Level (dBuV)	Over Limit (dB)	Limit (dBuV/m)	Factor (dB)	Type
1		*	2461.816	107.664	76.529	N/A	N/A	31.135	PK
2			2483.500	71.186	39.993	-2.814	74.000	31.194	PK
3			2483.848	72.454	41.260	-1.546	74.000	31.194	PK

Note: Measure Level (dB $\mu$ V/m) = Reading Level (dB $\mu$ V) + Factor (dB)

Factor (dB) = Cable Loss (dB) + Antenna Factor (dB/m).

Site: AC1	Time: 2015/03/14 - 17:12
Limit: FCC_Part15.209_RE(3m)	Engineer: Roy Cheng
Probe: BBHA9120D_1-18GHz	Polarity: Horizontal
EUT: WIFI dual band 4 GE LAN GPON HGU	Power: AC 120V/60Hz
Test Mode: Transmit at channel 2462MHz by 802.11n-HT20 Ant 0+1	

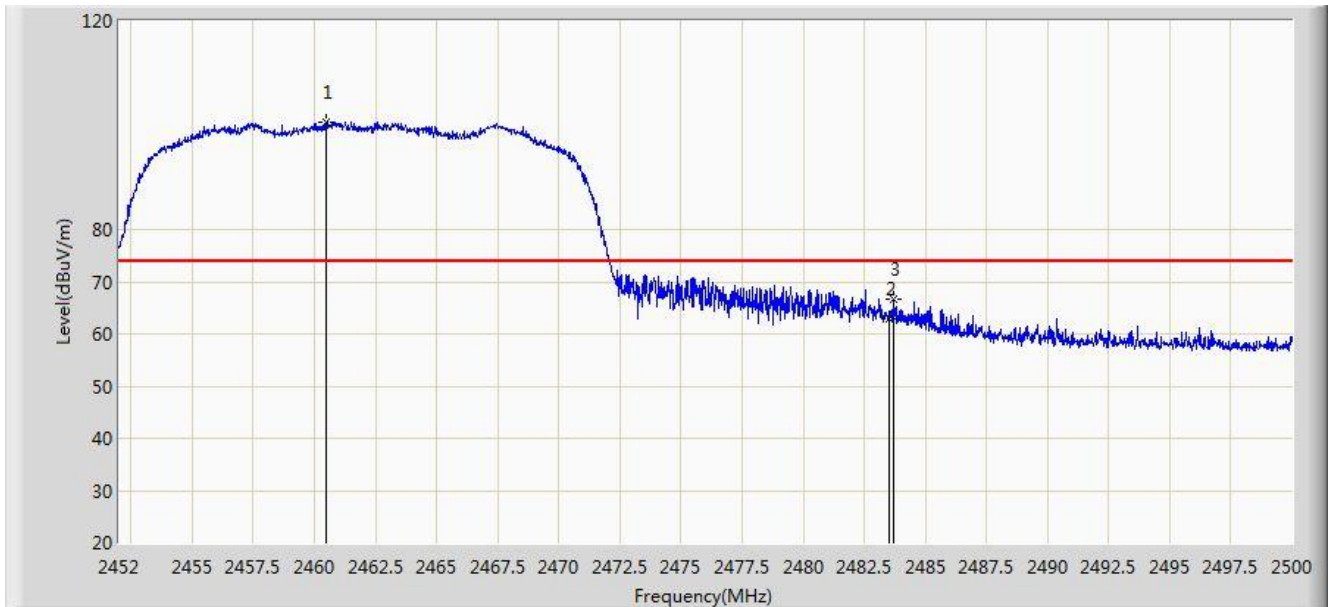


No	Flag	Mark	Frequency (MHz)	Measure Level (dBuV/m)	Reading Level (dBuV)	Over Limit (dB)	Limit (dBuV/m)	Factor (dB)	Type
1		*	2461.240	92.229	61.095	N/A	N/A	31.134	AV
2			2483.500	52.923	21.730	-1.077	54.000	31.194	AV

Note: Measure Level (dBuV/m) = Reading Level (dBuV) + Factor (dB)

Factor (dB) = Cable Loss (dB) + Antenna Factor (dB/m).

Site: AC1	Time: 2015/03/14 - 17:18
Limit: FCC_Part15.209_RE(3m)	Engineer: Roy Cheng
Probe: BBHA9120D_1-18GHz	Polarity: Vertical
EUT: WIFI dual band 4 GE LAN GPON HGU	Power: AC 120V/60Hz
Test Mode: Transmit at channel 2462MHz by 802.11n-HT20 Ant 0+1	

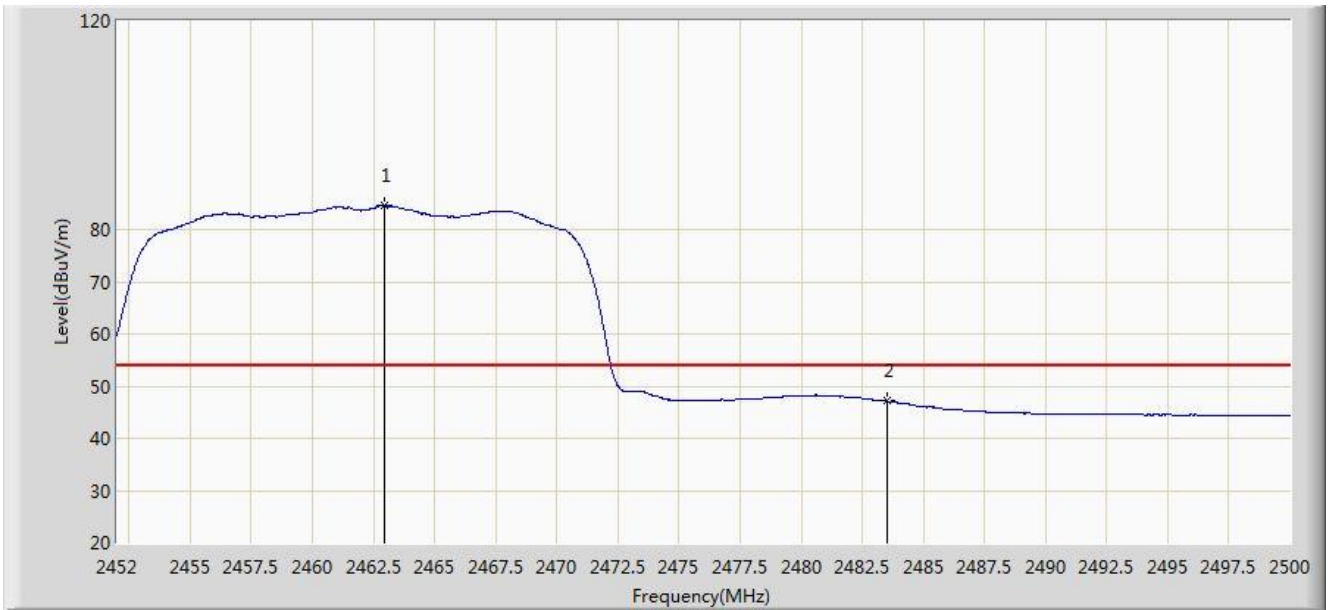


No	Flag	Mark	Frequency (MHz)	Measure Level (dBuV/m)	Reading Level (dBuV)	Over Limit (dB)	Limit (dBuV/m)	Factor (dB)	Type
1		*	2460.496	100.635	69.502	N/A	N/A	31.133	PK
2			2483.500	62.988	31.795	-11.012	74.000	31.194	PK
3			2483.728	66.655	35.461	-7.345	74.000	31.194	PK

Note: Measure Level (dB $\mu$ V/m) = Reading Level (dB $\mu$ V) + Factor (dB)

Factor (dB) = Cable Loss (dB) + Antenna Factor (dB/m).

Site: AC1	Time: 2015/03/14 - 17:20
Limit: FCC_Part15.209_RE(3m)	Engineer: Roy Cheng
Probe: BBHA9120D_1-18GHz	Polarity: Vertical
EUT: WIFI dual band 4 GE LAN GPON HGU	Power: AC 120V/60Hz
Test Mode: Transmit at channel 2462MHz by 802.11n-HT20 Ant 0+1	

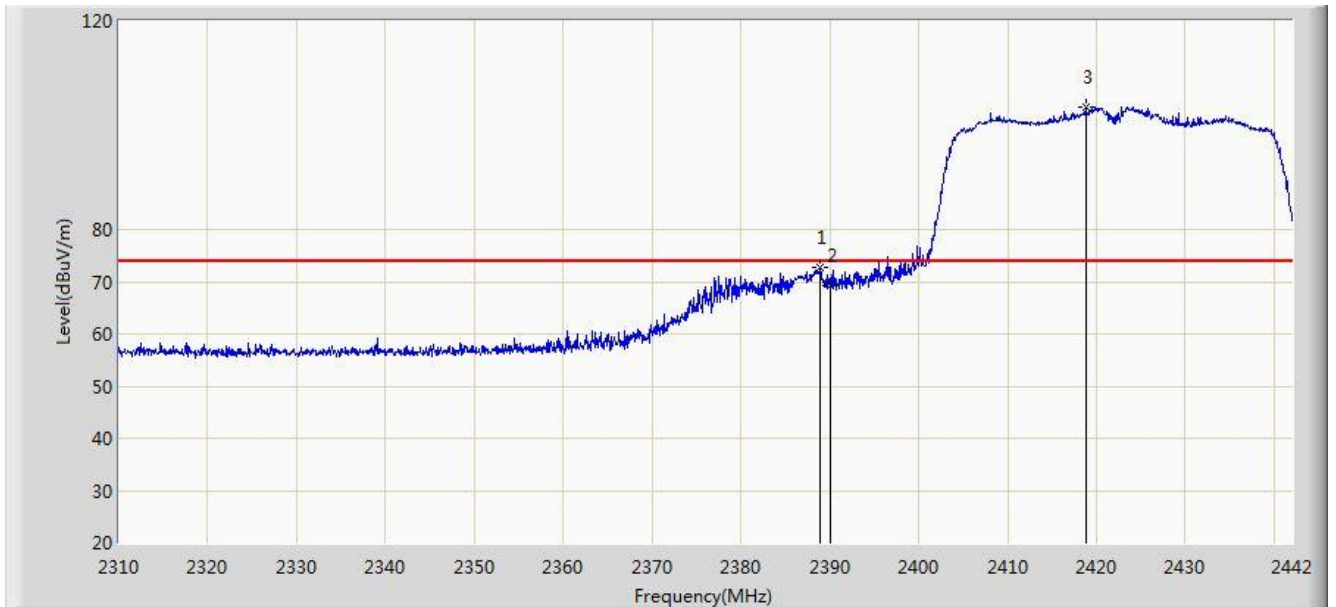


No	Flag	Mark	Frequency (MHz)	Measure Level (dBuV/m)	Reading Level (dBuV)	Over Limit (dB)	Limit (dBuV/m)	Factor (dB)	Type
1		*	2462.944	84.525	53.388	N/A	N/A	31.137	AV
2			2483.500	47.159	15.966	-6.841	54.000	31.194	AV

Note: Measure Level (dBuV/m) = Reading Level (dBuV) + Factor (dB)

Factor (dB) = Cable Loss (dB) + Antenna Factor (dB/m).

Site: AC1	Time: 2015/03/14 - 17:27
Limit: FCC_Part15.209_RE(3m)	Engineer: Roy Cheng
Probe: BBHA9120D_1-18GHz	Polarity: Horizontal
EUT: WIFI dual band 4 GE LAN GPON HGU	Power: AC 120V/60Hz
Test Mode: Transmit at channel 2422MHz by 802.11n-HT40 Ant 0+1	



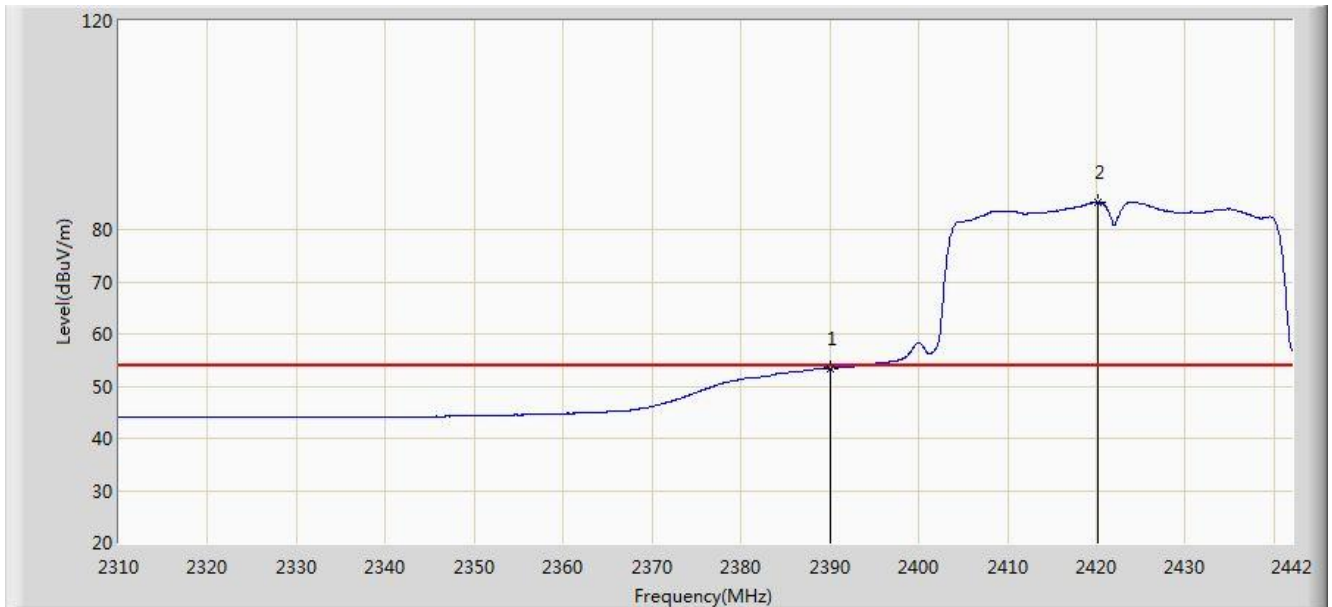
No	Flag	Mark	Frequency (MHz)	Measure Level (dBuV/m)	Reading Level (dBuV)	Over Limit (dB)	Limit (dBuV/m)	Factor (dB)	Type
1			2388.936	72.731	41.526	-1.269	74.000	31.205	PK
2			2390.000	69.323	38.120	-4.677	74.000	31.203	PK
3		*	2418.768	103.532	72.374	N/A	N/A	31.158	PK

Note: Measure Level (dB $\mu$ V/m) = Reading Level (dB $\mu$ V) + Factor (dB)

Factor (dB) = Cable Loss (dB) + Antenna Factor (dB/m).



Site: AC1	Time: 2015/03/14 - 17:24
Limit: FCC_Part15.209_RE(3m)	Engineer: Roy Cheng
Probe: BBHA9120D_1-18GHz	Polarity: Horizontal
EUT: WIFI dual band 4 GE LAN GPON HGU	Power: AC 120V/60Hz
Test Mode: Transmit at channel 2422MHz by 802.11n-HT40 Ant 0+1	

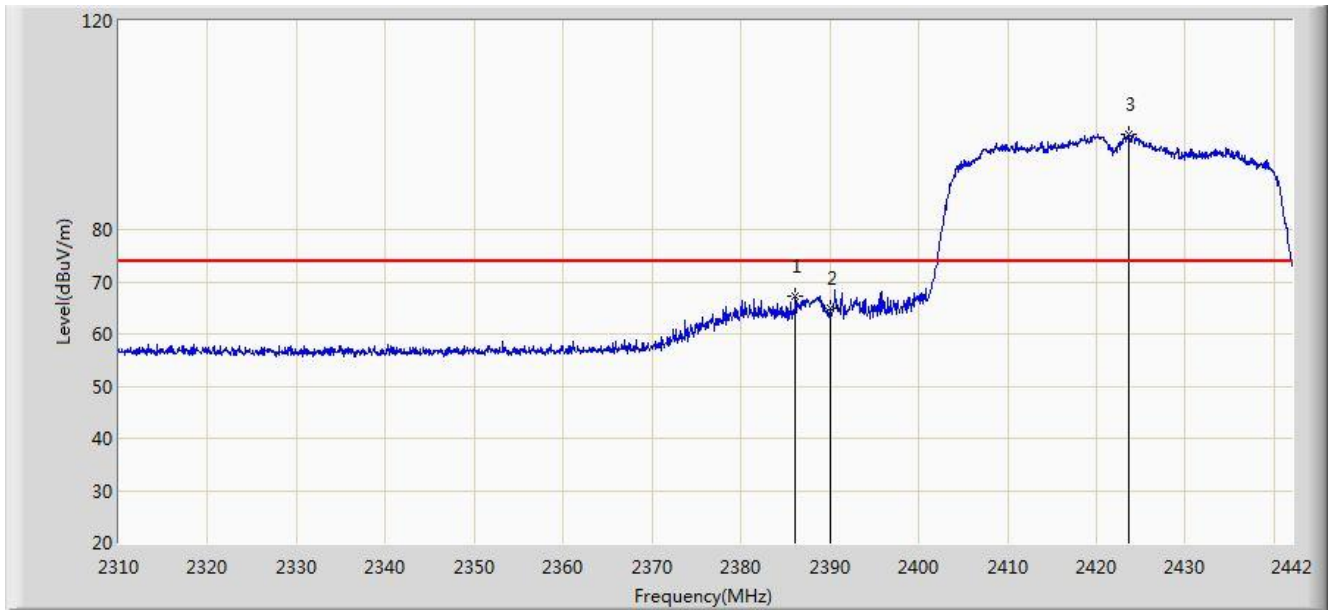


No	Flag	Mark	Frequency (MHz)	Measure Level (dBuV/m)	Reading Level (dBuV)	Over Limit (dB)	Limit (dBuV/m)	Factor (dB)	Type
1			2390.000	53.453	22.250	-0.547	54.000	31.203	AV
2		*	2420.154	85.175	54.020	N/A	N/A	31.156	AV

Note: Measure Level (dBuV/m) = Reading Level (dBuV) + Factor (dB)

Factor (dB) = Cable Loss (dB) + Antenna Factor (dB/m).

Site: AC1	Time: 2015/03/14 - 17:28
Limit: FCC_Part15.209_RE(3m)	Engineer: Roy Cheng
Probe: BBHA9120D_1-18GHz	Polarity: Vertical
EUT: WIFI dual band 4 GE LAN GPON HGU	Power: AC 120V/60Hz
Test Mode: Transmit at channel 2422MHz by 802.11n-HT40 Ant 0+1	

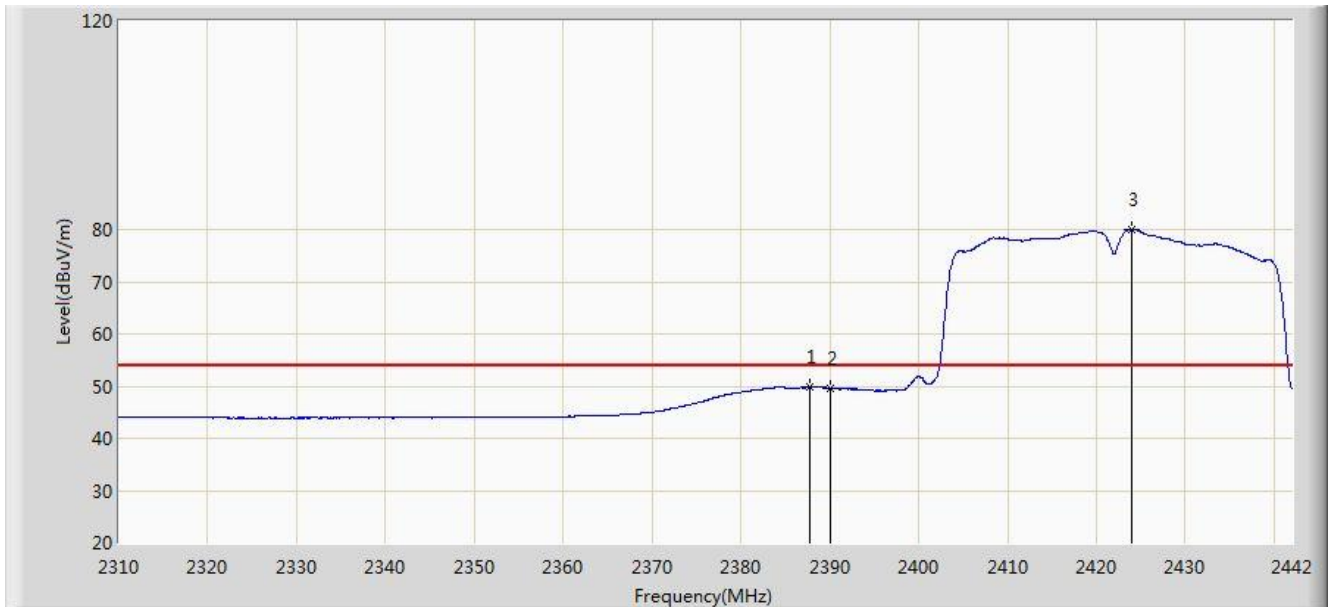


No	Flag	Mark	Frequency (MHz)	Measure Level (dBuV/m)	Reading Level (dBuV)	Over Limit (dB)	Limit (dBuV/m)	Factor (dB)	Type
1			2386.164	67.181	35.971	-6.819	74.000	31.210	PK
2			2390.000	64.906	33.703	-9.094	74.000	31.203	PK
3		*	2423.586	98.217	67.067	N/A	N/A	31.149	PK

Note: Measure Level (dB $\mu$ V/m) = Reading Level (dB $\mu$ V) + Factor (dB)

Factor (dB) = Cable Loss (dB) + Antenna Factor (dB/m).

Site: AC1	Time: 2015/03/14 - 17:32
Limit: FCC_Part15.209_RE(3m)	Engineer: Roy Cheng
Probe: BBHA9120D_1-18GHz	Polarity: Vertical
EUT: WIFI dual band 4 GE LAN GPON HGU	Power: AC 120V/60Hz
Test Mode: Transmit at channel 2422MHz by 802.11n-HT40 Ant 0+1	

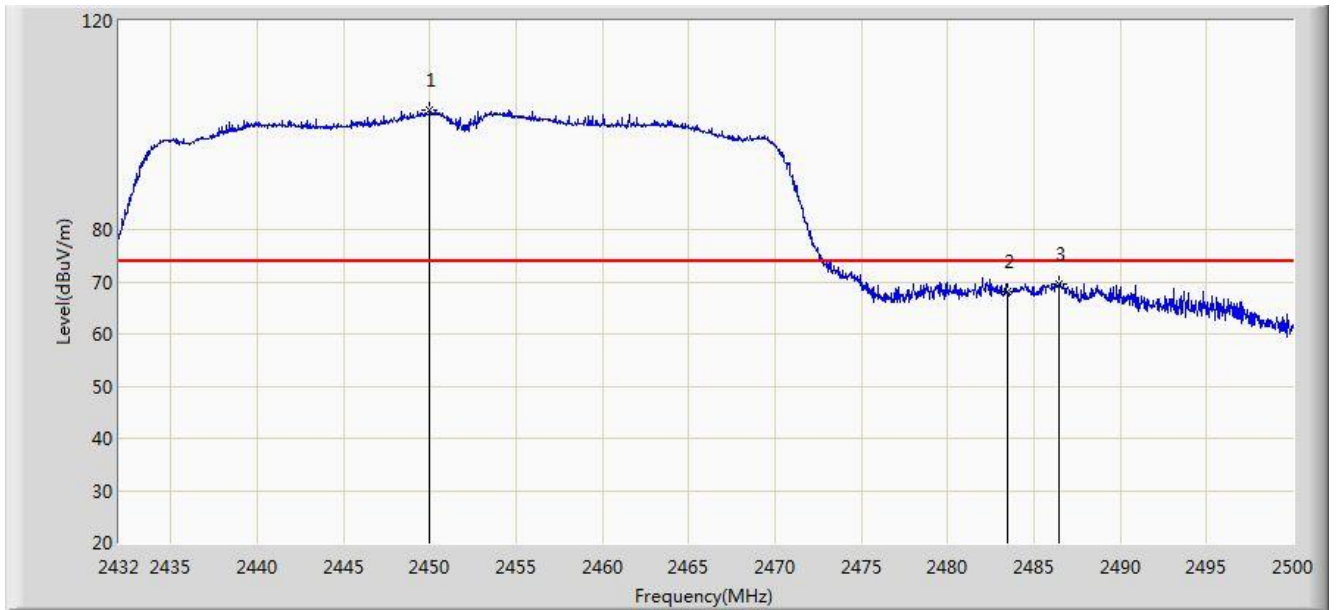


No	Flag	Mark	Frequency (MHz)	Measure Level (dBuV/m)	Reading Level (dBuV)	Over Limit (dB)	Limit (dBuV/m)	Factor (dB)	Type
1			2387.748	49.838	18.631	-4.162	54.000	31.207	AV
2			2390.000	49.530	18.327	-4.470	54.000	31.203	AV
3		*	2424.048	80.015	48.866	N/A	N/A	31.148	AV

Note: Measure Level (dB $\mu$ V/m) = Reading Level (dB $\mu$ V) + Factor (dB)

Factor (dB) = Cable Loss (dB) + Antenna Factor (dB/m).

Site: AC1	Time: 2015/03/14 - 17:39
Limit: FCC_Part15.209_RE(3m)	Engineer: Roy Cheng
Probe: BBHA9120D_1-18GHz	Polarity: Horizontal
EUT: WIFI dual band 4 GE LAN GPON HGU	Power: AC 120V/60Hz
Test Mode: Transmit at channel 2452MHz by 802.11n-HT40 Ant 0+1	

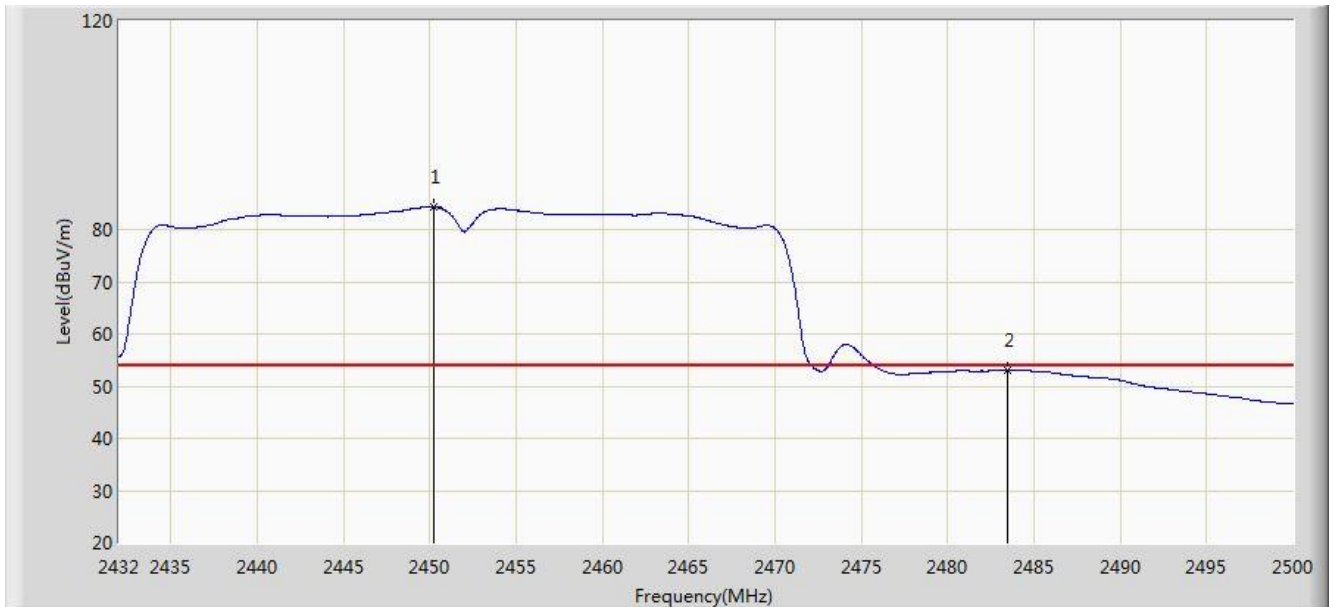


No	Flag	Mark	Frequency (MHz)	Measure Level (dBuV/m)	Reading Level (dBuV)	Over Limit (dB)	Limit (dBuV/m)	Factor (dB)	Type
1		*	2449.986	102.877	71.763	N/A	N/A	31.114	PK
2			2483.500	68.085	36.892	-5.915	74.000	31.194	PK
3			2486.468	69.699	38.498	-4.301	74.000	31.201	PK

Note: Measure Level (dB $\mu$ V/m) = Reading Level (dB $\mu$ V) + Factor (dB)

Factor (dB) = Cable Loss (dB) + Antenna Factor (dB/m).

Site: AC1	Time: 2015/03/14 - 17:37
Limit: FCC_Part15.209_RE(3m)	Engineer: Roy Cheng
Probe: BBHA9120D_1-18GHz	Polarity: Horizontal
EUT: WIFI dual band 4 GE LAN GPON HGU	Power: AC 120V/60Hz
Test Mode: Transmit at channel 2452MHz by 802.11n-HT40 Ant 0+1	

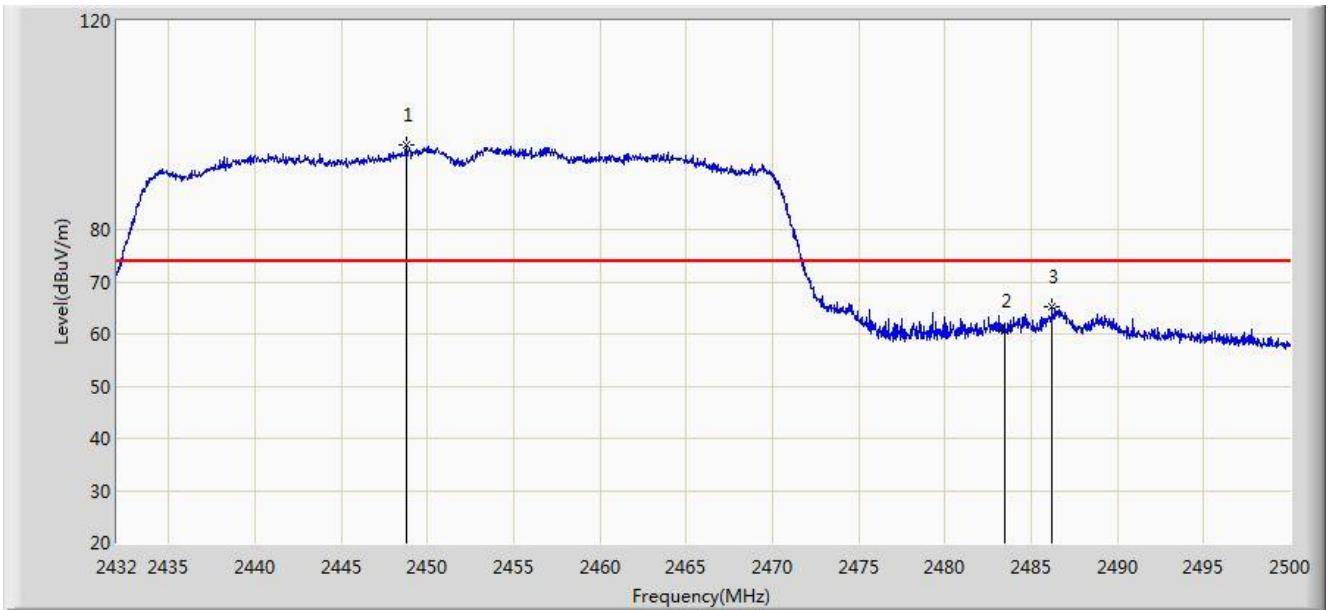


No	Flag	Mark	Frequency (MHz)	Measure Level (dBuV/m)	Reading Level (dBuV)	Over Limit (dB)	Limit (dBuV/m)	Factor (dB)	Type
1		*	2450.258	84.297	53.183	N/A	N/A	31.115	AV
2			2483.500	53.031	21.838	-0.969	54.000	31.194	AV

Note: Measure Level (dBuV/m) = Reading Level (dBuV) + Factor (dB)

Factor (dB) = Cable Loss (dB) + Antenna Factor (dB/m).

Site: AC1	Time: 2015/03/14 - 17:41
Limit: FCC_Part15.209_RE(3m)	Engineer: Roy Cheng
Probe: BBHA9120D_1-18GHz	Polarity: Vertical
EUT: WIFI dual band 4 GE LAN GPON HGU	Power: AC 120V/60Hz
Test Mode: Transmit at channel 2452MHz by 802.11n-HT40 Ant 0+1	

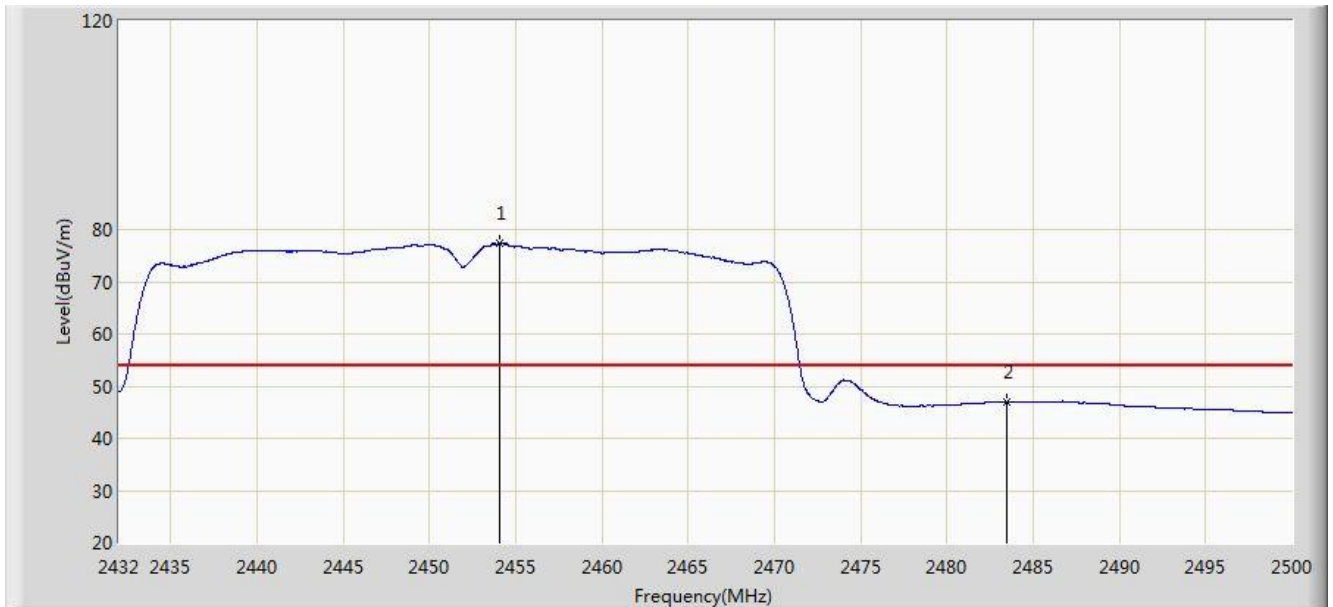


No	Flag	Mark	Frequency (MHz)	Measure Level (dBuV/m)	Reading Level (dBuV)	Over Limit (dB)	Limit (dBuV/m)	Factor (dB)	Type
1		*	2448.762	96.191	65.079	N/A	N/A	31.111	PK
2			2483.500	60.603	29.410	-13.397	74.000	31.194	PK
3			2486.230	65.217	34.016	-8.783	74.000	31.201	PK

Note: Measure Level (dB $\mu$ V/m) = Reading Level (dB $\mu$ V) + Factor (dB)

Factor (dB) = Cable Loss (dB) + Antenna Factor (dB/m).

Site: AC1	Time: 2015/03/14 - 17:43
Limit: FCC_Part15.209_RE(3m)	Engineer: Roy Cheng
Probe: BBHA9120D_1-18GHz	Polarity: Vertical
EUT: WIFI dual band 4 GE LAN GPON HGU	Power: AC 120V/60Hz
Test Mode: Transmit at channel 2452MHz by 802.11n-HT40 Ant 0+1	



No	Flag	Mark	Frequency (MHz)	Measure Level (dBuV/m)	Reading Level (dBuV)	Over Limit (dB)	Limit (dBuV/m)	Factor (dB)	Type
1		*	2454.032	77.345	46.224	N/A	N/A	31.121	AV
2			2483.500	46.988	15.795	-7.012	54.000	31.194	AV

Note: Measure Level (dBuV/m) = Reading Level (dBuV) + Factor (dB)

Factor (dB) = Cable Loss (dB) + Antenna Factor (dB/m).

## 7.8. AC Conducted Emissions Measurement

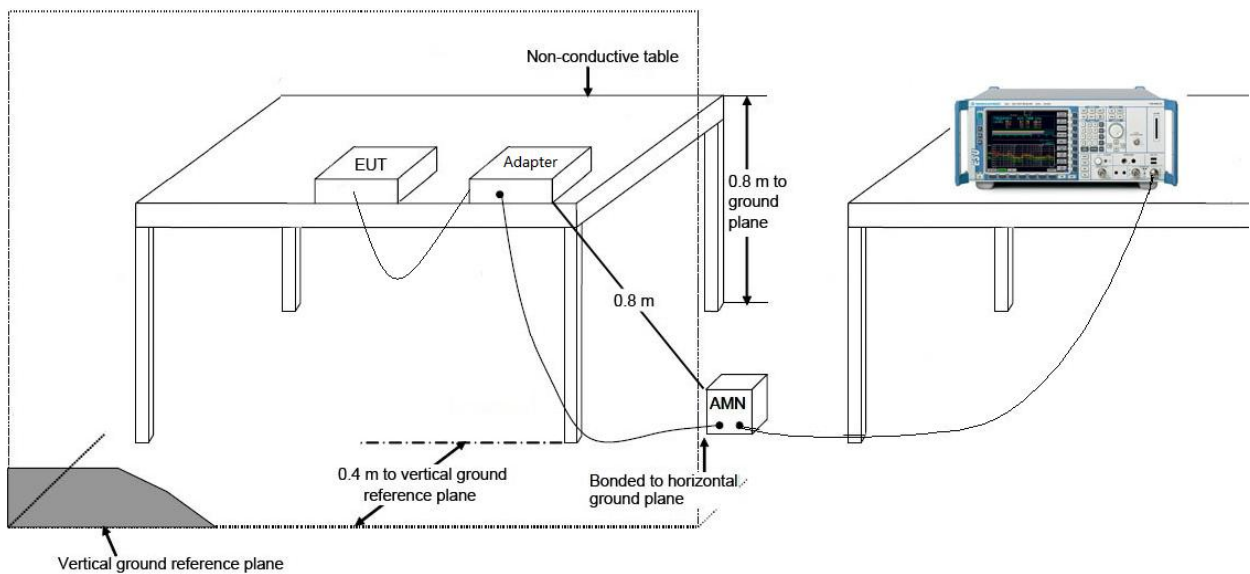
### 7.8.1. Test Limit

FCC Part 15 Subpart C Paragraph 15.207 Limits		
Frequency (MHz)	QP (dBuV)	AV (dBuV)
0.15 - 0.50	66 - 56	56 - 46
0.50 - 5.0	56	46
5.0 - 30	60	50

Note 1: The lower limit shall apply at the transition frequencies.

Note 2: The limit decreases linearly with the logarithm of the frequency in the range 0.15MHz to 0.5MHz.

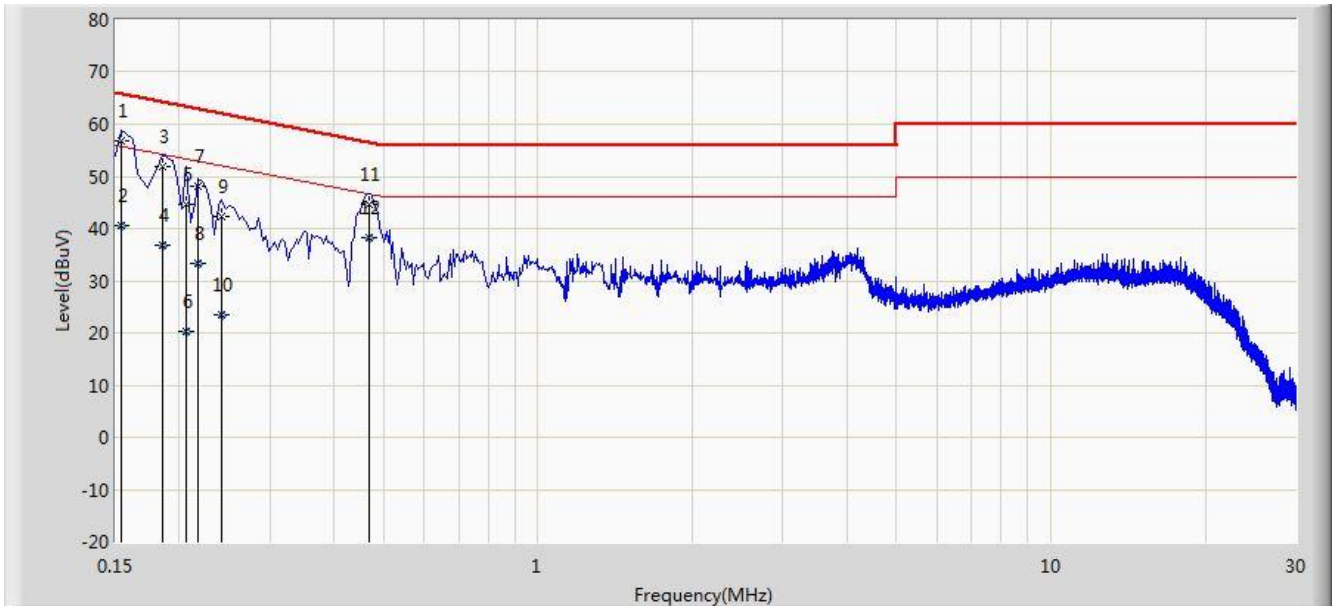
### 7.8.2. Test Setup





### 7.8.3. Test Result

Site: SR2	Time: 2015/03/08 - 14:38
Limit: FCC_Part15.207_CE_Class B	Engineer: Roy Cheng
Probe: ENV216_101683_Filter On	Polarity: Line
EUT: WIFI dual band 4 GE LAN GPON HGU	Power: AC 120V/60Hz
Note: Mode 1	

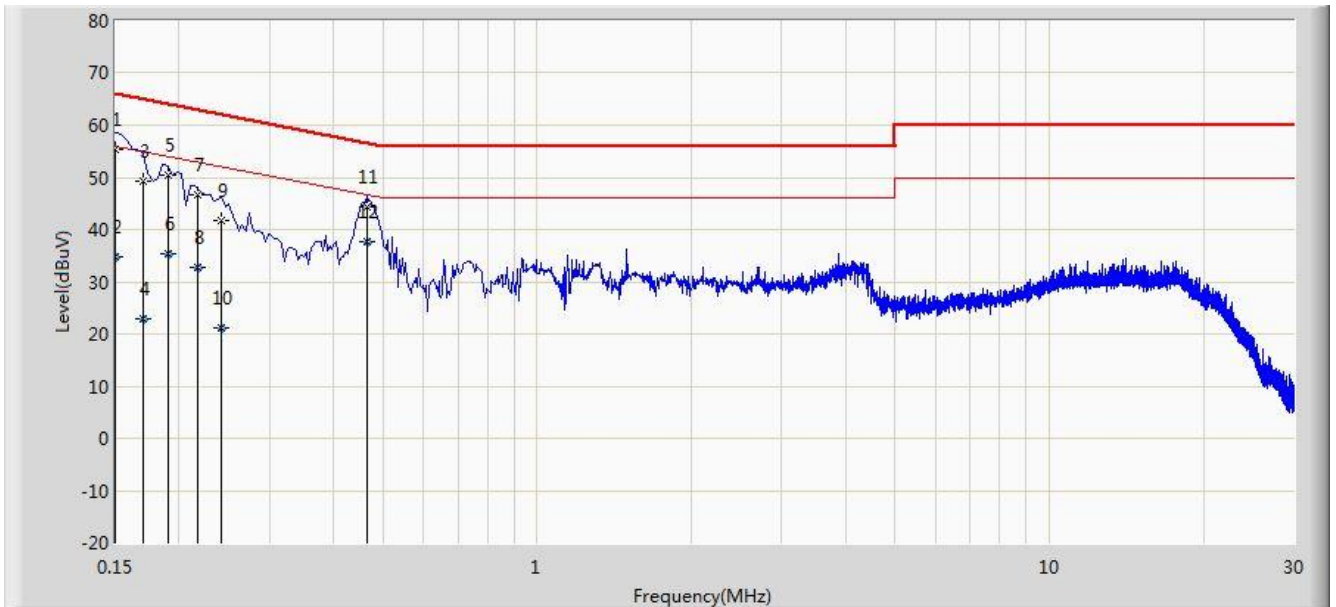


No	Flag	Mark	Frequency (MHz)	Measure Level (dBuV)	Reading Level (dBuV)	Over Limit (dB)	Limit (dBuV)	Factor (dB)	Type
1			0.154	56.953	46.213	-8.829	65.781	10.740	QP
2			0.154	40.686	29.947	-15.095	55.781	10.740	AV
3			0.186	51.976	41.937	-12.237	64.213	10.039	QP
4			0.186	36.671	26.632	-17.543	54.213	10.039	AV
5			0.206	44.724	34.744	-18.641	63.365	9.981	QP
6			0.206	20.262	10.281	-33.103	53.365	9.981	AV
7			0.218	48.006	38.061	-14.889	62.895	9.945	QP
8			0.218	33.418	23.474	-19.476	52.895	9.945	AV
9			0.242	42.269	32.312	-19.758	62.027	9.958	QP
10			0.242	23.336	13.379	-28.691	52.027	9.958	AV
11			0.470	44.635	34.493	-11.879	56.514	10.142	QP
12		*	0.470	38.352	28.210	-8.162	46.514	10.142	AV

Note: Measure Level (dBμV) = Reading Level (dBμV) + Factor (dB)

Factor (dB) = Cable Loss (dB) + LISN Factor (dB)

Site: SR2	Time: 2015/03/08 - 15:39
Limit: FCC_Part15.207_CE_Class B	Engineer: Roy Cheng
Probe: ENV216_101683_Filter On	Polarity: Neutral
EUT: WIFI dual band 4 GE LAN GPON HGU	Power: AC 120V/60Hz
Note: Mode 1	



No	Flag	Mark	Frequency (MHz)	Measure Level (dBuV)	Reading Level (dBuV)	Over Limit (dB)	Limit (dBuV)	Factor (dB)	Type
1			0.150	55.469	44.327	-10.531	66.000	11.142	QP
2			0.150	34.908	23.766	-21.092	56.000	11.142	AV
3			0.170	49.332	39.268	-15.628	64.960	10.064	QP
4			0.170	22.927	12.863	-32.034	54.960	10.064	AV
5			0.190	50.347	40.319	-13.690	64.037	10.028	QP
6			0.190	35.415	25.387	-18.622	54.037	10.028	AV
7			0.218	46.598	36.617	-16.297	62.895	9.981	QP
8			0.218	32.777	22.796	-20.118	52.895	9.981	AV
9			0.242	41.610	31.615	-20.418	62.027	9.995	QP
10			0.242	21.285	11.290	-30.743	52.027	9.995	AV
11			0.466	44.312	34.150	-12.273	56.585	10.162	QP
12		*	0.466	37.676	27.514	-8.909	46.585	10.162	AV

Note: Measure Level (dBμV) = Reading Level (dBμV) + Factor (dB)

Factor (dB) = Cable Loss (dB) + LISN Factor (dB)

## 8. CONCLUSION

The data collected relate only the item(s) tested and show that the **WIFI dual band 4 GE LAN GPON HGU FCC ID: 2ABLK-8X4G-2V2** is in compliance with Part 15C of the FCC Rules.

## Annex 1

### Output Power Measurement

Test Mode	Data Rate (Mbps)	Channel No.	Freq. (MHz)	Ant 0 Average Power (dBm)	Ant 1 Average Power (dBm)	Total Average Power (dBm)	Limit (dBm)	Result
<b>Ant 0</b>								
11b	1	1	2412	19.67	--	19.67	≤30	Pass
11b	1	6	2437	20.02	--	20.02	≤30	Pass
11b	1	11	2462	20.57	--	20.57	≤30	Pass
<b>Ant 0 + 1</b>								
11n-HT20	6.5	1	2412	17.01	17.23	20.13	≤30	Pass
11n-HT20	6.5	6	2437	17.17	17.25	20.22	≤30	Pass
11n-HT20	6.5	11	2462	17.16	16.53	19.87	≤30	Pass

Note: Total Average Power (dBm) =  $10 \cdot \log\{10^{(\text{Ant 0 Average Power} / 10)} + 10^{(\text{Ant 1 Average Power} / 10)}\}$  (dBm).

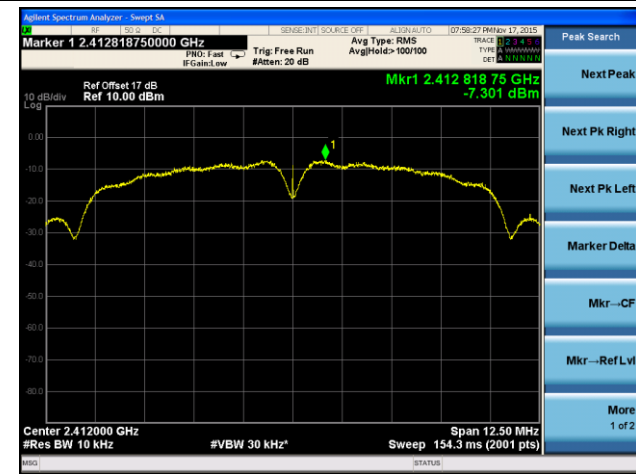
### Power Spectral Density Measurement

Test Mode	Data Rate (Mbps)	Channel No.	Freq. (MHz)	Ant 0 AVGPSD (dBm / 10kHz)	Ant 1 AVGPSD (dBm / 10kHz)	Duty Cycle (%)	Constant Factor	Total AVGPSD (dBm / 3kHz)	Limit (dBm / 3kHz)	Result
Ant 0										
11b	1	1	2412	-7.30	--	95.1	-5.23	-12.53	≤8.0	Pass
11b	1	6	2437	-7.18	--	95.1	-5.23	-12.41	≤8.0	Pass
11b	1	11	2462	-6.78	--	95.1	-5.23	-12.01	≤8.0	Pass
Ant 0 + 1										
11n-HT20	6.5	1	2412	-12.36	-12.31	94.1	-5.23	-14.55	≤8.0	Pass
11n-HT20	6.5	6	2437	-12.26	-12.32	94.1	-5.23	-14.51	≤8.0	Pass
11n-HT20	6.5	11	2462	-13.07	-12.44	94.1	-5.23	-14.96	≤8.0	Pass

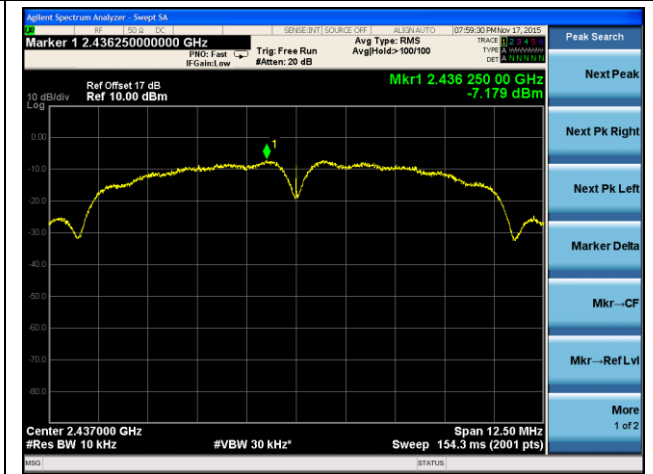
Note: When EUT duty cycle < 98%, the total AVGPSD =  $10 \cdot \log\{10^{(\text{Ant 0 AVGPSD}/10)} + 10^{(\text{Ant 1 AVGPSD}/10)}\} + 10 \cdot \log(1/\text{duty cycle}) + \text{Constant Factor}$ .

802.11b AVGPSD - Ant 0

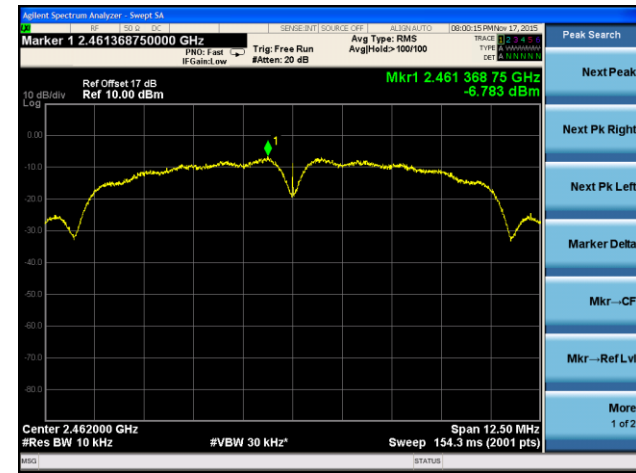
Channel 01 (2412MHz)



Channel 06 (2437MHz)

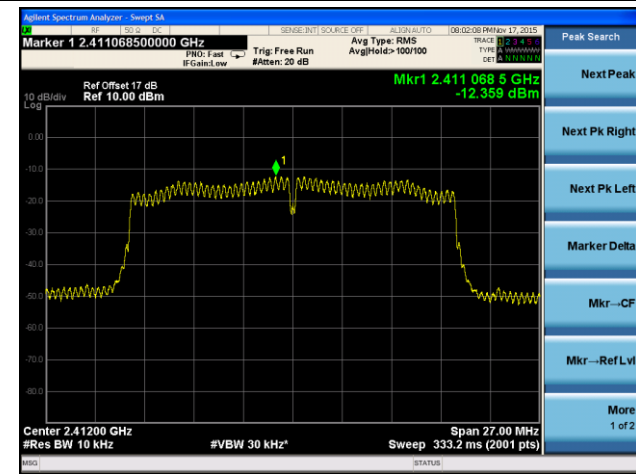


Channel 11 (2462MHz)

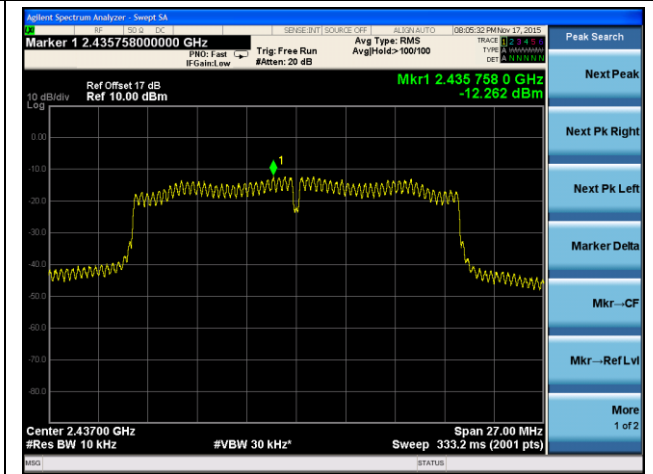


802.11n-HT20 AVGPDS - Ant 0 / Ant 0 + 1

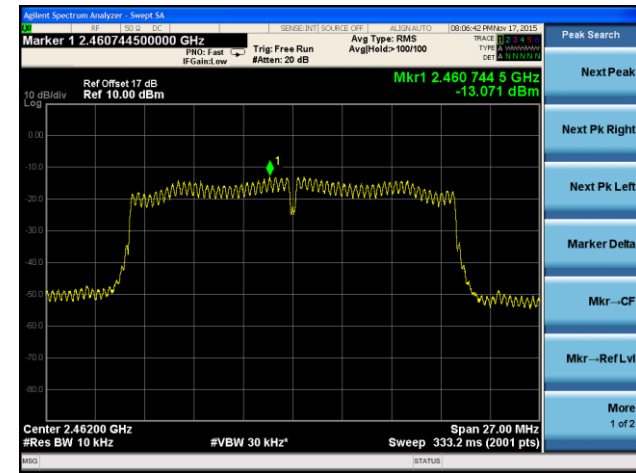
Channel 01 (2412MHz)



Channel 06 (2437MHz)

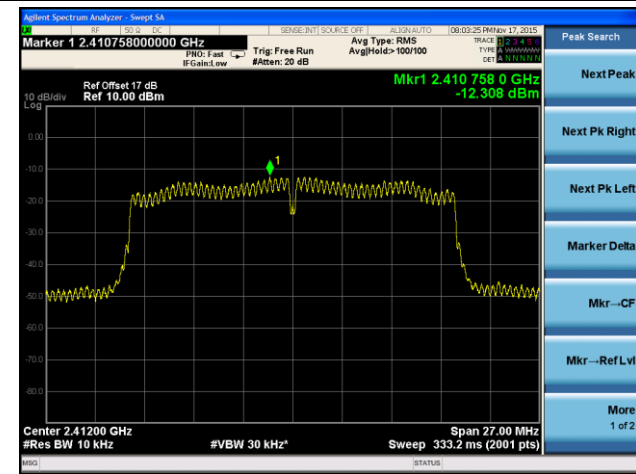


Channel 11 (2462MHz)

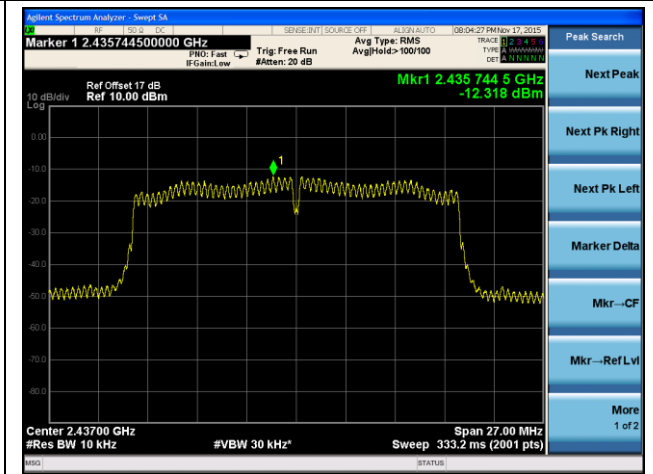


802.11n-HT20 AVGPSD - Ant 1 / Ant 0 + 1

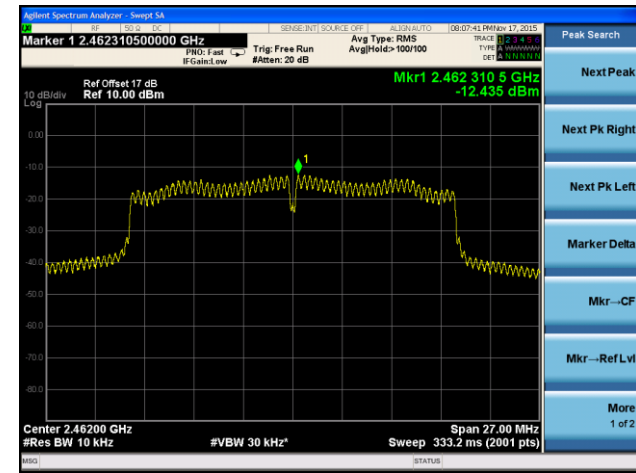
Channel 01 (2412MHz)



Channel 06 (2437MHz)



Channel 11 (2462MHz)





### Radiated Spurious Emission Measurement

Test Mode:	802.11b - Ant 0	Test Site:	AC1
Test Channel:	01	Test Engineer:	Roy Cheng
Remark:	1. Average measurement was not performed if peak level lower than average limit. 2. Other frequency was 20dB below limit line within 1-18GHz, there is not show in the report.		

Mark	Frequency (MHz)	Reading Level (dB $\mu$ V)	Factor (dB)	Measure Level (dB $\mu$ V/m)	Limit (dB $\mu$ V/m)	Margin (dB)	Detector	Polarization
*	3219.8	60.3	-1.6	58.7	84.1	-25.4	Peak	Horizontal
*	3428.1	43.0	-1.5	41.5	84.1	-42.6	Peak	Horizontal
	4866.9	39.0	2.7	41.7	74.0	-32.3	Peak	Horizontal
	8356.8	38.6	8.0	46.6	74.0	-27.4	Peak	Horizontal
*	3219.7	51.8	-1.6	50.2	84.1	-33.9	Peak	Vertical
*	4353.8	38.8	1.3	40.1	84.1	-44.0	Peak	Vertical
	5024.0	37.7	3.1	40.8	74.0	-33.2	Peak	Vertical
	8217.6	36.4	8.2	44.6	74.0	-29.4	Peak	Vertical

Note 1: "\*" is not in restricted band, its limit is 30dBc of the fundamental emission level (114.1dB $\mu$ V/m).

Note 2: Measure Level (dB $\mu$ V/m) = Reading Level (dB $\mu$ V) + Factor (dB)

Factor (dB) = Cable Loss (dB) + Antenna Factor (dB/m) - Pre\_Amplifier Gain (dB)

Test Mode:	802.11b - Ant 0	Test Site:	AC1
Test Channel:	06	Test Engineer:	Roy Cheng
Remark:	1. Average measurement was not performed if peak level lower than average limit. 2. Other frequency was 20dB below limit line within 1-18GHz, there is not show in the report.		

Mark	Frequency (MHz)	Reading Level (dB $\mu$ V)	Factor (dB)	Measure Level (dB $\mu$ V/m)	Limit (dB $\mu$ V/m)	Margin (dB)	Detector	Polarization
*	3253.9	41.5	-1.7	39.8	85.4	-45.6	Peak	Horizontal
*	4428.2	40.1	1.5	41.6	85.4	-43.8	Peak	Horizontal
	4870.4	38.5	2.7	41.2	74.0	-32.8	Peak	Horizontal
	8257.8	39.7	8.1	47.8	74.0	-26.2	Peak	Horizontal
*	3253.9	42.4	-1.7	40.7	85.4	-44.7	Peak	Vertical
*	4448.3	38.6	1.5	40.1	85.4	-45.3	Peak	Vertical
	4864.5	38.9	2.7	41.6	74.0	-32.4	Peak	Vertical
	7316.8	36.9	8.0	44.9	74.0	-29.1	Peak	Vertical

Note 1: "\*" is not in restricted band, its limit is 30dBc of the fundamental emission level (115.4dB $\mu$ V/m).

Note 2: Measure Level (dB $\mu$ V/m) = Reading Level (dB $\mu$ V) + Factor (dB)

Factor (dB) = Cable Loss (dB) + Antenna Factor (dB/m) - Pre\_Amplifier Gain (dB)

Test Mode:	802.11b - Ant 0	Test Site:	AC1
Test Channel:	11	Test Engineer:	Roy Cheng
Remark:	1. Average measurement was not performed if peak level lower than average limit. 2. Other frequency was 20dB below limit line within 1-18GHz, there is not show in the report.		

Mark	Frequency (MHz)	Reading Level (dB $\mu$ V)	Factor (dB)	Measure Level (dB $\mu$ V/m)	Limit (dB $\mu$ V/m)	Margin (dB)	Detector	Polarization
*	3127.9	41.7	-1.6	40.1	84.0	-43.9	Peak	Horizontal
*	4464.7	38.2	1.6	39.8	84.0	-44.2	Peak	Horizontal
	4864.6	39.7	2.7	42.4	74.0	-31.6	Peak	Horizontal
	8257.7	36.7	8.1	44.8	74.0	-29.2	Peak	Horizontal
*	3146.9	42.4	-1.5	40.9	84.0	-43.1	Peak	Vertical
*	4427.8	39.5	1.5	41.0	84.0	-43.0	Peak	Vertical
	4625.2	38.1	2.1	40.2	74.0	-33.8	Peak	Vertical
	8422.8	38.0	8.2	46.2	74.0	-27.8	Peak	Vertical

Note 1: "\*" is not in restricted band, its limit is 30dBc of the fundamental emission level (114.0dB $\mu$ V/m).

Note 2: Measure Level (dB $\mu$ V/m) = Reading Level (dB $\mu$ V) + Factor (dB)

Factor (dB) = Cable Loss (dB) + Antenna Factor (dB/m) - Pre\_Amplifier Gain (dB)

Test Mode:	802.11n-HT20 - Ant 0 + 1	Test Site:	AC1
Test Channel:	01	Test Engineer:	Roy Cheng
Remark:	1. Average measurement was not performed if peak level lower than average limit. 2. Other frequency was 20dB below limit line within 1-18GHz, there is not show in the report.		

Mark	Frequency (MHz)	Reading Level (dB $\mu$ V)	Factor (dB)	Measure Level (dB $\mu$ V/m)	Limit (dB $\mu$ V/m)	Margin (dB)	Detector	Polarization
*	3247.9	40.0	-1.7	38.3	80.6	-42.3	Peak	Horizontal
*	4437.9	37.6	1.5	39.1	80.6	-41.5	Peak	Horizontal
	5937.5	37.7	4.3	42.0	74.0	-32.0	Peak	Horizontal
	8327.8	36.6	8.0	44.6	74.0	-29.4	Peak	Horizontal
*	3127.7	40.2	-1.6	38.6	80.6	-42.0	Peak	Vertical
*	4438.0	39.3	1.5	40.8	80.6	-39.8	Peak	Vertical
	4626.6	37.7	2.1	39.8	74.0	-34.2	Peak	Vertical
	8357.6	37.8	8.0	45.8	74.0	-28.2	Peak	Vertical

Note 1: "\*" is not in restricted band, its limit is 30dBc of the fundamental emission level (110.6dB $\mu$ V/m).

Note 2: Measure Level (dB $\mu$ V/m) = Reading Level (dB $\mu$ V) + Factor (dB)

Factor (dB) = Cable Loss (dB) + Antenna Factor (dB/m) - Pre\_Amplifier Gain (dB)

Test Mode:	802.11n-HT20 - Ant 0 + 1	Test Site:	AC1
Test Channel:	06	Test Engineer:	Roy Cheng
Remark:	1. Average measurement was not performed if peak level lower than average limit. 2. Other frequency was 20dB below limit line within 1-18GHz, there is not show in the report.		

Mark	Frequency (MHz)	Reading Level (dBμV)	Factor (dB)	Measure Level (dBμV/m)	Limit (dBμV/m)	Margin (dB)	Detector	Polarization
*	3166.6	39.7	-1.5	38.2	83.5	-45.3	Peak	Horizontal
*	4437.5	39.3	1.5	40.8	83.5	-42.7	Peak	Horizontal
	7325.3	33.2	8.0	41.2	74.0	-32.8	Peak	Horizontal
	8157.5	38.1	8.4	46.5	74.0	-27.5	Peak	Horizontal
*	3127.9	40.2	-1.6	38.6	83.5	-44.9	Peak	Vertical
*	4458.3	38.2	1.5	39.7	83.5	-43.8	Peak	Vertical
	4636.5	38.9	2.1	41.0	74.0	-33.0	Peak	Vertical
	7316.8	36.8	8.0	44.8	74.0	-29.2	Peak	Vertical

Note 1: "\*" is not in restricted band, its limit is 30dBc of the fundamental emission level (113.5dBμV/m).

Note 2: Measure Level (dBμV/m) = Reading Level (dBμV) + Factor (dB)

Factor (dB) = Cable Loss (dB) + Antenna Factor (dB/m) - Pre\_Amplifier Gain (dB)

Test Mode:	802.11n-HT20 - Ant 0 + 1	Test Site:	AC1
Test Channel:	11	Test Engineer:	Roy Cheng
Remark:	1. Average measurement was not performed if peak level lower than average limit. 2. Other frequency was 20dB below limit line within 1-18GHz, there is not show in the report.		

Mark	Frequency (MHz)	Reading Level (dB $\mu$ V)	Factor (dB)	Measure Level (dB $\mu$ V/m)	Limit (dB $\mu$ V/m)	Margin (dB)	Detector	Polarization
*	3165.3	40.2	-1.5	38.7	81.3	-42.6	Peak	Horizontal
*	4457.0	38.6	1.5	40.1	81.3	-41.2	Peak	Horizontal
	4635.7	38.6	2.1	40.7	74.0	-33.3	Peak	Horizontal
	8263.6	36.3	8.1	44.4	74.0	-29.6	Peak	Horizontal
*	3145.6	39.3	-1.5	37.8	81.3	-43.5	Peak	Vertical
*	4426.4	39.4	1.5	40.9	81.3	-40.4	Peak	Vertical
	4869.3	38.8	2.7	41.5	74.0	-32.5	Peak	Vertical
	8154.4	36.9	8.4	45.3	74.0	-28.7	Peak	Vertical

Note 1: "\*" is not in restricted band, its limit is 30dBc of the fundamental emission level (111.3dB $\mu$ V/m).

Note 2: Measure Level (dB $\mu$ V/m) = Reading Level (dB $\mu$ V) + Factor (dB)

Factor (dB) = Cable Loss (dB) + Antenna Factor (dB/m) - Pre\_Amplifier Gain (dB)

\_\_\_\_\_ The End \_\_\_\_\_