

Test Mode:	802.11ac-VHT40	Test Site:	AC1
Test Channel:	142	Test Engineer:	Roy Cheng
Remark:	1. Average measurement was not performed if peak level lower than average limit. 2. Other frequency was 20dB below limit line within 1-18GHz, there is not show in the report.		

Mark	Frequency (MHz)	Reading Level (dB μ V)	Factor (dB)	Measure Level (dB μ V/m)	Limit (dB μ V/m)	Margin (dB)	Detector	Polarization
*	7183.9	33.9	13.6	47.5	88.2	-40.7	Peak	Horizontal
*	8516.5	34.2	14.6	48.8	88.2	-39.4	Peak	Horizontal
	9471.5	35.7	15.4	51.1	74.0	-22.9	Peak	Horizontal
	11803.5	32.9	19.3	52.2	74.0	-21.8	Peak	Horizontal
*	7210.7	34.6	13.7	48.3	88.2	-39.9	Peak	Vertical
*	7865.5	34.2	15.0	49.2	88.2	-39.0	Peak	Vertical
	9437.6	35.3	15.5	50.8	74.0	-23.2	Peak	Vertical
	11803.5	33.0	19.3	52.3	74.0	-21.7	Peak	Vertical

Note 1: "*" is not in restricted band, its limit is -27dBm/MHz. At a distance of 3 meters, the field strength limit in dB μ V/m can be determined by adding a "conversion" factor of 95.2dB to the EIRP limit of -27dBm/MHz to obtain the limit for out of band spurious emissions.

Note 2: Measure Level (dB μ V/m) = Reading Level (dB μ V) + Factor (dB)

Factor (dB) = Cable Loss (dB) + Antenna Factor (dB/m) - Pre_Amplifier Gain (dB)

Test Mode:	802.11ac-VHT40	Test Site:	AC1
Test Channel:	151	Test Engineer:	Roy Cheng
Remark:	1. Average measurement was not performed if peak level lower than average limit. 2. Other frequency was 20dB below limit line within 1-18GHz, there is not show in the report.		

Mark	Frequency (MHz)	Reading Level (dBμV)	Factor (dB)	Measure Level (dBμV/m)	Limit (dBμV/m)	Margin (dB)	Detector	Polarization
	7359.4	35.1	8.0	43.1	74.0	-30.9	Peak	Horizontal
*	9207.5	34.7	10.1	44.8	88.2	-43.4	Peak	Horizontal
	11506.0	39.7	12.8	52.5	74.0	-21.5	Peak	Horizontal
*	17269.0	39.8	16.1	55.9	88.2	-32.3	Peak	Horizontal
	7330.0	35.4	8.0	43.4	74.0	-30.6	Peak	Vertical
*	9246.2	35.1	10.2	45.3	88.2	-42.9	Peak	Vertical
	11514.5	37.5	12.8	50.3	74.0	-23.7	Peak	Vertical
*	13416.0	33.9	13.6	47.5	88.2	-40.7	Peak	Vertical

Note 1: "*" is not in restricted band, its limit is -27dBm/MHz. At a distance of 3 meters, the field strength limit in dBμV/m can be determined by adding a "conversion" factor of 95.2dB to the EIRP limit of -27dBm/MHz to obtain the limit for out of band spurious emissions.

Note 2: Measure Level (dBμV/m) = Reading Level (dBμV) + Factor (dB)

Factor (dB) = Cable Loss (dB) + Antenna Factor (dB/m) - Pre_Amplifier Gain (dB)

Test Mode:	802.11ac-VHT40	Test Site:	AC1
Test Channel:	159	Test Engineer:	Roy Cheng
Remark:	1. Average measurement was not performed if peak level lower than average limit. 2. Other frequency was 20dB below limit line within 1-18GHz, there is not show in the report.		

Mark	Frequency (MHz)	Reading Level (dBμV)	Factor (dB)	Measure Level (dBμV/m)	Limit (dBμV/m)	Margin (dB)	Detector	Polarization
	7354.9	35.5	8.0	43.5	74.0	-30.5	Peak	Horizontal
*	9648.3	34.8	11.0	45.8	88.2	-42.4	Peak	Horizontal
	11452.8	33.7	12.7	46.4	74.0	-27.6	Peak	Horizontal
*	13486.3	35.1	13.7	48.8	88.2	-39.4	Peak	Horizontal
	7306.3	35.3	8.0	43.3	74.0	-30.7	Peak	Vertical
*	8651.2	35.2	8.8	44.0	88.2	-44.2	Peak	Vertical
	11450.3	34.5	12.7	47.2	74.0	-26.8	Peak	Vertical
*	13402.6	34.2	13.7	47.9	88.2	-40.3	Peak	Vertical

Note 1: "*" is not in restricted band, its limit is -27dBm/MHz. At a distance of 3 meters, the field strength limit in dBμV/m can be determined by adding a "conversion" factor of 95.2dB to the EIRP limit of -27dBm/MHz to obtain the limit for out of band spurious emissions.

Note 2: Measure Level (dBμV/m) = Reading Level (dBμV) + Factor (dB)

Factor (dB) = Cable Loss (dB) + Antenna Factor (dB/m) - Pre_Amplifier Gain (dB)

Test Mode:	802.11ac-VHT80	Test Site:	AC1
Test Channel:	42	Test Engineer:	Roy Cheng
Remark:	1. Average measurement was not performed if peak level lower than average limit. 2. Other frequency was 20dB below limit line within 1-18GHz, there is not show in the report.		

Mark	Frequency (MHz)	Reading Level (dB μ V)	Factor (dB)	Measure Level (dB μ V/m)	Limit (dB μ V/m)	Margin (dB)	Detector	Polarization
	7305.2	35.8	8.0	43.8	74.0	-30.2	Peak	Horizontal
*	9253.3	34.7	10.2	44.9	88.2	-43.3	Peak	Horizontal
	11623.3	36.0	12.5	48.5	74.0	-25.5	Peak	Horizontal
*	13472.9	34.1	13.7	47.8	88.2	-40.4	Peak	Horizontal
	7314.3	35.7	8.0	43.7	74.0	-30.3	Peak	Vertical
*	9263.6	34.4	10.3	44.7	88.2	-43.5	Peak	Vertical
	11591.0	38.8	12.6	51.4	74.0	-22.6	Peak	Vertical
*	12742.1	34.8	11.7	46.5	88.2	-41.7	Peak	Vertical

Note 1: "*" is not in restricted band, its limit is -27dBm/MHz. At a distance of 3 meters, the field strength limit in dB μ V/m can be determined by adding a "conversion" factor of 95.2dB to the EIRP limit of -27dBm/MHz to obtain the limit for out of band spurious emissions.

Note 2: Measure Level (dB μ V/m) = Reading Level (dB μ V) + Factor (dB)

Factor (dB) = Cable Loss (dB) + Antenna Factor (dB/m) - Pre_Amplifier Gain (dB)

Test Mode:	802.11ac-VHT80	Test Site:	AC1
Test Channel:	58	Test Engineer:	Roy Cheng
Remark:	1. Average measurement was not performed if peak level lower than average limit. 2. Other frequency was 20dB below limit line within 1-18GHz, there is not show in the report.		

Mark	Frequency (MHz)	Reading Level (dBμV)	Factor (dB)	Measure Level (dBμV/m)	Limit (dBμV/m)	Margin (dB)	Detector	Polarization
	7359.7	36.1	8.0	44.1	74.0	-29.9	Peak	Horizontal
*	9254.3	34.5	10.2	44.7	88.2	-43.5	Peak	Horizontal
	11495.9	34.9	12.8	47.7	74.0	-26.3	Peak	Horizontal
*	12747.0	34.9	11.7	46.6	88.2	-41.6	Peak	Horizontal
	7346.3	35.5	8.0	43.5	74.0	-30.5	Peak	Vertical
*	9625.7	34.0	10.9	44.9	88.2	-43.3	Peak	Vertical
	11495.8	34.6	12.8	47.4	74.0	-26.6	Peak	Vertical
*	12763.0	35.0	11.7	46.7	88.2	-41.5	Peak	Vertical

Note 1: "*" is not in restricted band, its limit is -27dBm/MHz. At a distance of 3 meters, the field strength limit in dBμV/m can be determined by adding a "conversion" factor of 95.2dB to the EIRP limit of -27dBm/MHz to obtain the limit for out of band spurious emissions.

Note 2: Measure Level (dBμV/m) = Reading Level (dBμV) + Factor (dB)

Factor (dB) = Cable Loss (dB) + Antenna Factor (dB/m) - Pre_Amplifier Gain (dB)

Test Mode:	802.11ac-VHT80	Test Site:	AC1
Test Channel:	106	Test Engineer:	Roy Cheng
Remark:	1. Average measurement was not performed if peak level lower than average limit. 2. Other frequency was 20dB below limit line within 1-18GHz, there is not show in the report.		

Mark	Frequency (MHz)	Reading Level (dBμV)	Factor (dB)	Measure Level (dBμV/m)	Limit (dBμV/m)	Margin (dB)	Detector	Polarization
*	7053.7	35.1	13.1	48.2	88.2	-40.0	Peak	Horizontal
*	7983.5	34.3	15.0	49.3	88.2	-38.9	Peak	Horizontal
	9483.5	35.2	15.4	50.6	74.0	-23.4	Peak	Horizontal
	11803.5	33.0	19.3	52.3	74.0	-21.7	Peak	Horizontal
*	7159.9	34.5	13.6	48.1	88.2	-40.1	Peak	Vertical
*	8573.6	35.3	14.5	49.8	88.2	-38.4	Peak	Vertical
	9405.5	35.3	15.4	50.7	74.0	-23.3	Peak	Vertical
	12653.5	33.3	19.8	53.1	74.0	-20.9	Peak	Vertical

Note 1: "*" is not in restricted band, its limit is -27dBm/MHz. At a distance of 3 meters, the field strength limit in dBμV/m can be determined by adding a "conversion" factor of 95.2dB to the EIRP limit of -27dBm/MHz to obtain the limit for out of band spurious emissions.

Note 2: Measure Level (dBμV/m) = Reading Level (dBμV) + Factor (dB)

Factor (dB) = Cable Loss (dB) + Antenna Factor (dB/m) - Pre_Amplifier Gain (dB)

Test Mode:	802.11ac-VHT80	Test Site:	AC1
Test Channel:	122	Test Engineer:	Roy Cheng
Remark:	1. Average measurement was not performed if peak level lower than average limit. 2. Other frequency was 20dB below limit line within 1-18GHz, there is not show in the report.		

Mark	Frequency (MHz)	Reading Level (dBμV)	Factor (dB)	Measure Level (dBμV/m)	Limit (dBμV/m)	Margin (dB)	Detector	Polarization
*	7022.3	36.1	13.1	49.2	88.2	-39.0	Peak	Horizontal
*	7963.2	33.3	15.0	48.3	88.2	-39.9	Peak	Horizontal
	9483.5	35.2	15.4	50.6	74.0	-23.4	Peak	Horizontal
	11803.5	33.0	19.3	52.3	74.0	-21.7	Peak	Horizontal
*	7161.2	34.5	13.6	48.1	88.2	-40.1	Peak	Vertical
*	8581.6	35.3	14.5	49.8	88.2	-38.4	Peak	Vertical
	9405.5	35.3	15.4	50.7	74.0	-23.3	Peak	Vertical
	12653.5	33.3	19.8	53.1	74.0	-20.9	Peak	Vertical

Note 1: "*" is not in restricted band, its limit is -27dBm/MHz. At a distance of 3 meters, the field strength limit in dBμV/m can be determined by adding a "conversion" factor of 95.2dB to the EIRP limit of -27dBm/MHz to obtain the limit for out of band spurious emissions.

Note 2: Measure Level (dBμV/m) = Reading Level (dBμV) + Factor (dB)

Factor (dB) = Cable Loss (dB) + Antenna Factor (dB/m) - Pre_Amplifier Gain (dB)

Test Mode:	802.11ac-VHT80	Test Site:	AC1
Test Channel:	138	Test Engineer:	Roy Cheng
Remark:	1. Average measurement was not performed if peak level lower than average limit. 2. Other frequency was 20dB below limit line within 1-18GHz, there is not show in the report.		

Mark	Frequency (MHz)	Reading Level (dBμV)	Factor (dB)	Measure Level (dBμV/m)	Limit (dBμV/m)	Margin (dB)	Detector	Polarization
*	7243.7	34.0	13.8	47.8	88.2	-40.4	Peak	Horizontal
*	8006.5	33.9	15.1	49.0	88.2	-39.2	Peak	Horizontal
	9373.6	34.6	15.3	49.9	74.0	-24.1	Peak	Horizontal
	11803.5	33.1	19.3	52.4	74.0	-21.6	Peak	Horizontal
*	7195.5	35.4	13.6	49.0	88.2	-39.2	Peak	Vertical
*	8507.5	34.7	14.6	49.3	88.2	-38.9	Peak	Vertical
	9365.5	36.0	15.3	51.3	74.0	-22.7	Peak	Vertical
	11735.5	34.3	19.2	53.5	74.0	-20.5	Peak	Vertical

Note 1: "*" is not in restricted band, its limit is -27dBm/MHz. At a distance of 3 meters, the field strength limit in dBμV/m can be determined by adding a "conversion" factor of 95.2dB to the EIRP limit of -27dBm/MHz to obtain the limit for out of band spurious emissions.

Note 2: Measure Level (dBμV/m) = Reading Level (dBμV) + Factor (dB)

Factor (dB) = Cable Loss (dB) + Antenna Factor (dB/m) - Pre_Amplifier Gain (dB)

Test Mode:	802.11ac-VHT80	Test Site:	AC1
Test Channel:	155	Test Engineer:	Roy Cheng
Remark:	1. Average measurement was not performed if peak level lower than average limit. 2. Other frequency was 20dB below limit line within 1-18GHz, there is not show in the report.		

Mark	Frequency (MHz)	Reading Level (dBμV)	Factor (dB)	Measure Level (dBμV/m)	Limit (dBμV/m)	Margin (dB)	Detector	Polarization
	7348.2	35.0	8.0	43.0	74.0	-31.0	Peak	Horizontal
*	9647.9	34.1	11.0	45.1	88.2	-43.1	Peak	Horizontal
	11462.3	34.6	12.7	47.3	74.0	-26.7	Peak	Horizontal
*	12756.6	35.6	11.7	47.3	88.2	-40.9	Peak	Horizontal
	7352.7	36.4	8.0	44.4	74.0	-29.6	Peak	Vertical
*	9263.6	34.4	10.3	44.7	88.2	-43.5	Peak	Vertical
	11485.3	34.6	12.7	47.3	74.0	-26.7	Peak	Vertical
*	13475.3	34.3	13.7	48.0	88.2	-40.2	Peak	Vertical

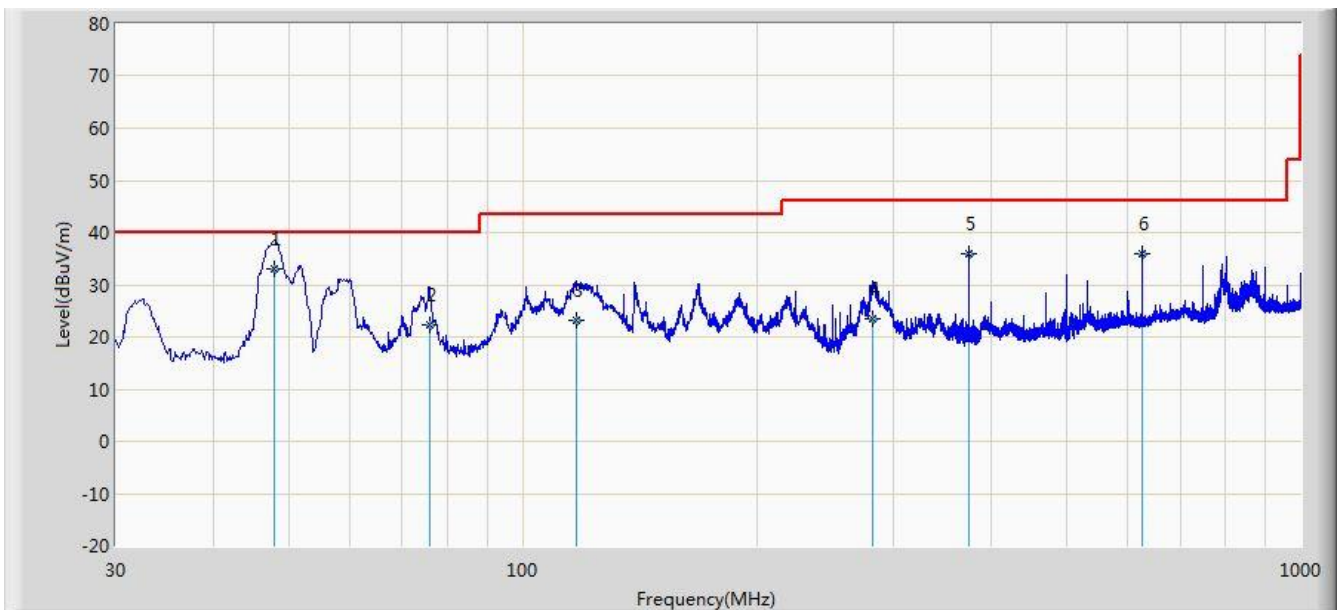
Note 1: "*" is not in restricted band, its limit is -27dBm/MHz. At a distance of 3 meters, the field strength limit in dBμV/m can be determined by adding a "conversion" factor of 95.2dB to the EIRP limit of -27dBm/MHz to obtain the limit for out of band spurious emissions.

Note 2: Measure Level (dBμV/m) = Reading Level (dBμV) + Factor (dB)

Factor (dB) = Cable Loss (dB) + Antenna Factor (dB/m) - Pre_Amplifier Gain (dB)

The worst case of Radiated Emission below 1GHz:

Site: AC1	Time: 2014/07/27 - 14:11
Limit: FCC_Part15.209_RE(3m)	Engineer: Sunny Sun
Probe: VULB9162_0.03-8GHz	Polarity: Horizontal
EUT: WIFI dual band 4 GE LAN GPON HGU	Power: AC 120V/60Hz
Worst Case Mode: 802.11a Channel 5180MHz	

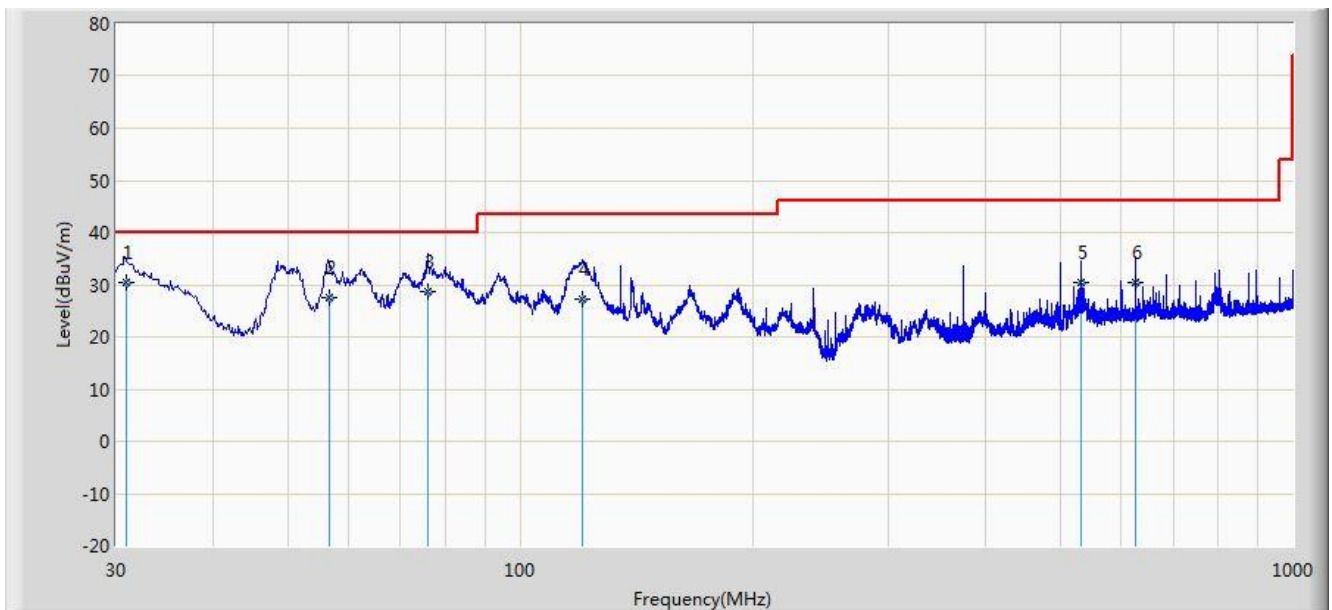


No	Flag	Mark	Frequency (MHz)	Measure Level (dBuV/m)	Reading Level (dBuV)	Over Limit (dB)	Limit (dBuV/m)	Factor (dB)	Type
1			47.945	33.151	18.360	-6.849	40.000	14.792	QP
2			75.833	22.228	12.900	-17.772	40.000	9.328	QP
3			117.201	23.141	11.700	-20.359	43.500	11.441	QP
4			281.959	23.394	9.600	-22.606	46.000	13.794	QP
5		*	374.992	35.832	20.100	-10.168	46.000	15.732	QP
6			625.003	35.922	16.200	-10.078	46.000	19.722	QP

Note: Measure Level (dB μ V/m) = Reading Level (dB μ V) + Factor (dB)

Factor (dB) = Cable Loss (dB) + Antenna Factor (dB/m)

Site: AC1	Time: 2014/07/27 - 13:39
Limit: FCC_Part15.209_RE(3m)	Engineer: Sunny Sun
Probe: VULB9162_0.03-8GHz	Polarity: Vertical
EUT: WIFI dual band 4 GE LAN GPON HGU	Power: AC 120V/60Hz
Worst Case Mode: 802.11a Channel 5180MHz	

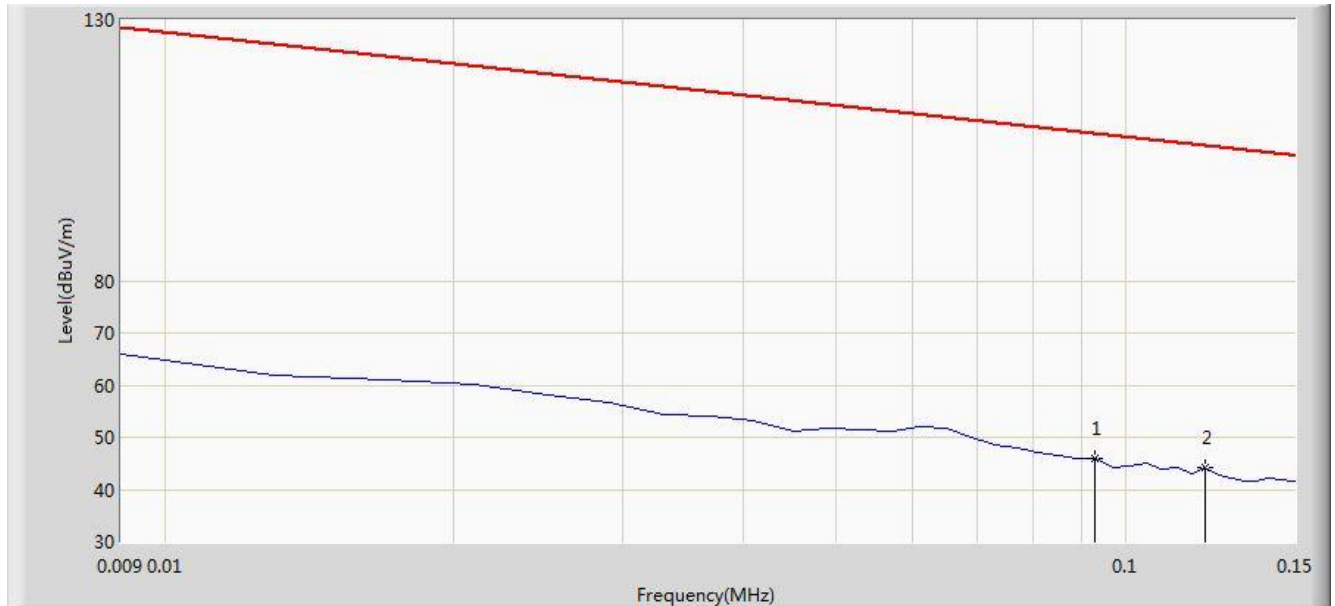


No	Flag	Mark	Frequency (MHz)	Measure Level (dBuV/m)	Reading Level (dBuV)	Over Limit (dB)	Limit (dBuV/m)	Factor (dB)	Type
1		*	30.937	30.372	18.300	-9.628	40.000	12.072	QP
2			56.581	27.646	13.400	-12.354	40.000	14.246	QP
3			75.965	28.796	19.500	-11.204	40.000	9.296	QP
4			120.238	27.373	16.400	-16.127	43.500	10.973	QP
5			531.260	30.387	12.200	-15.613	46.000	18.187	QP
6			624.999	30.522	10.800	-15.478	46.000	19.722	QP

Note: Measure Level (dB μ V/m) = Reading Level (dB μ V) + Factor (dB)

Factor (dB) = Cable Loss (dB) + Antenna Factor (dB/m)

Site: AC1	Time: 2014/07/27 - 13:42
Limit: FCC_Part15.209_RE(3m)	Engineer: Roy Cheng
Probe: FMZB1519_0.009-30MHz	Polarity: Face On
EUT: WIFI dual band 4 GE LAN GPON HGU	Power: AC 120V/60Hz
Note: There is the ambient noise within frequency range 9kHz~30MHz.	

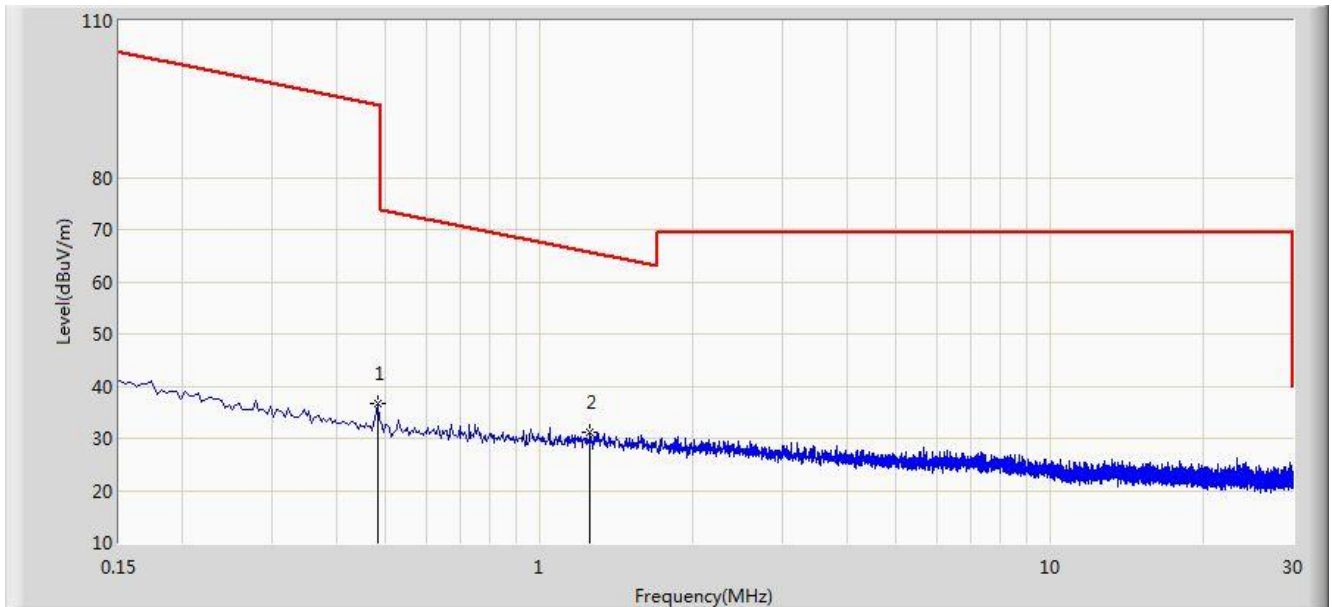


No	Flag	Mark	Frequency (MHz)	Measure Level (dBuV/m)	Reading Level (dBuV)	Over Limit (dB)	Limit (dBuV/m)	Factor (dB)	Type
1			0.093	46.049	25.820	-62.178	108.226	20.229	QP
2		*	0.121	44.063	23.875	-61.879	105.942	20.188	QP

Note: Measure Level (dB μ V/m) = Reading Level (dB μ V) + Factor (dB)

Factor (dB) = Cable Loss (dB) + Antenna Factor (dB/m)

Site: AC1	Time: 2014/07/27 - 13:42
Limit: FCC_Part15.209_RE(3m)	Engineer: Roy Cheng
Probe: FMZB1519_0.009-30MHz	Polarity: Face On
EUT: WIFI dual band 4 GE LAN GPON HGU	Power: AC 120V/60Hz
Note: There is the ambient noise within frequency range 9kHz~30MHz.	



No	Flag	Mark	Frequency (MHz)	Measure Level (dBuV/m)	Reading Level (dBuV)	Over Limit (dB)	Limit (dBuV/m)	Factor (dB)	Type
1			0.482	36.594	16.194	-57.348	93.943	20.401	QP
2		*	1.258	31.288	10.788	-34.345	65.633	20.500	QP

Note: Measure Level (dB μ V/m) = Reading Level (dB μ V) + Factor (dB)

Factor (dB) = Cable Loss (dB) + Antenna Factor (dB/m)

Site: AC1	Time: 2014/07/27 - 12:31
Limit: FCC_Part15.209_RE(1m)	Engineer: Roy Cheng
Probe: BBHA9170_18-40GHz	Polarity: Horizontal
EUT: WIFI dual band 4 GE LAN GPON HGU	Power: AC 120V/60Hz
Note: There is the ambient noise within frequency range 18GHz~40GHz.	

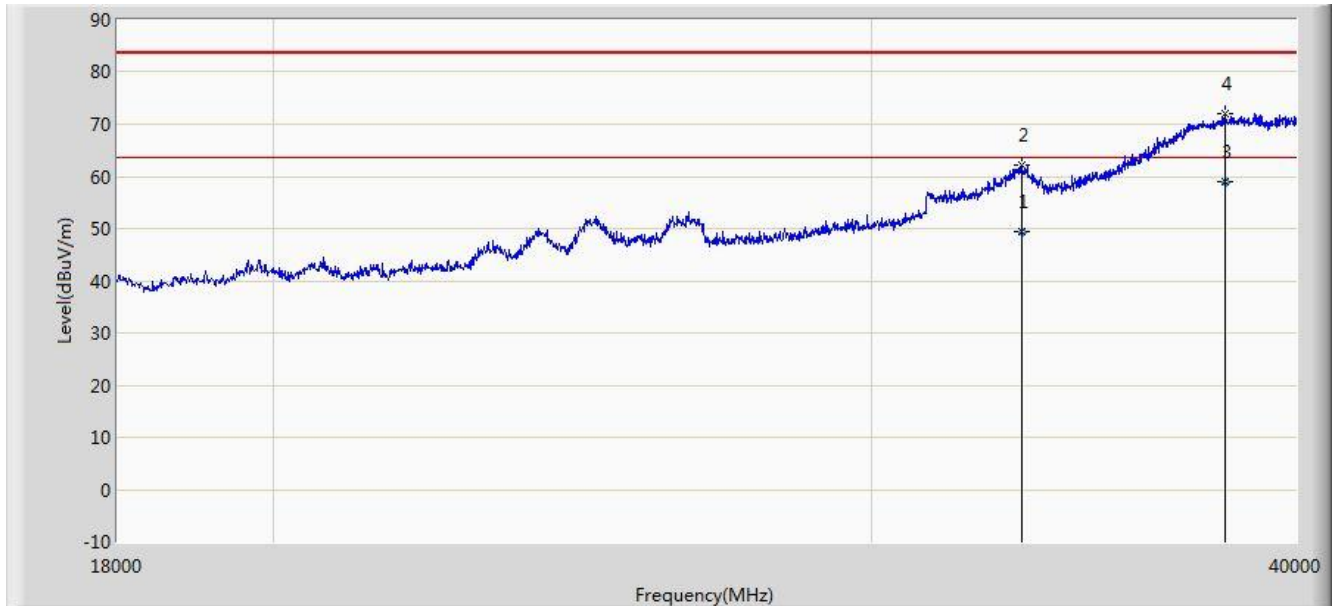


No	Flag	Mark	Frequency (MHz)	Measure Level (dBuV/m)	Reading Level (dBuV)	Over Limit (dB)	Limit (dBuV/m)	Factor (dB)	Type
1			33179.678	48.619	27.098	-14.881	63.500	21.521	AV
2			33180.000	61.501	39.980	-21.999	83.500	21.521	PK
3			38790.000	72.332	44.416	-11.168	83.500	27.916	PK
4			38790.560	59.594	31.678	-3.906	63.500	27.916	AV

Note: Measure Level (dB μ V/m) = Reading Level (dB μ V) + Factor (dB)

Factor (dB) = Cable Loss (dB) + Antenna Factor (dB/m) - Pre_Amplifier Gain (dB)

Site: AC1	Time: 2014/07/27 - 12:31
Limit: FCC_Part15.209_RE(1m)	Engineer: Roy Cheng
Probe: BBHA9170_18-40GHz	Polarity: Vertical
EUT: WIFI dual band 4 GE LAN GPON HGU	Power: AC 120V/60Hz
Note: There is the ambient noise within frequency range 18GHz~40GHz.	



No	Flag	Mark	Frequency (MHz)	Measure Level (dBuV/m)	Reading Level (dBuV)	Over Limit (dB)	Limit (dBuV/m)	Factor (dB)	Type
1			33212.889	49.517	27.980	-13.983	63.500	21.537	AV
2			33213.000	62.169	40.632	-21.331	83.500	21.538	PK
3			38118.567	58.968	32.567	-4.532	63.500	26.402	AV
4			38119.000	71.963	45.561	-11.537	83.500	26.403	PK

Note: Measure Level (dB μ V/m) = Reading Level (dB μ V) + Factor (dB)

Factor (dB) = Cable Loss (dB) + Antenna Factor (dB/m) - Pre_Amplifier Gain (dB)

7.9. Radiated Restricted Band Edge Measurement

7.9.1. Test Limit

For 15.205 requirement:

Radiated emissions which fall in the restricted bands, as defined in Section 15.205(a) of FCC part 15, must also comply with the radiated emission limits specified in Section 15.209(a).

MHz	MHz	MHz	GHz
0.090 - 0.110	16.42 - 16.423	399.9 - 410	4.5 - 5.15
¹ 0.495 - 0.505	16.69475 - 16.69525	608 - 614	5.35 - 5.46
2.1735 - 2.1905	16.80425 - 16.80475	960 - 1240	7.25 - 7.75
4.125 - 4.128	25.5 - 25.67	1300 - 1427	8.025 - 8.5
4.17725 - 4.17775	37.5 - 38.25	1435 - 1626.5	9.0 - 9.2
4.20725 - 4.20775	73 - 74.6	1645.5 - 1646.5	9.3 - 9.5
6.215 - 6.218	74.8 - 75.2	1660 - 1710	10.6 - 12.7
6.26775 - 6.26825	108 - 121.94	1718.8 - 1722.2	13.25 - 13.4
6.31175 - 6.31225	123 - 138	2200 - 2300	14.47 - 14.5
8.291 - 8.294	149.9 - 150.05	2310 - 2390	15.35 - 16.2
8.362 - 8.366	156.52475 - 156.52525	2483.5 - 2500	17.7 - 21.4
8.37625 - 8.38675	156.7 - 156.9	2690 - 2900	22.01 - 23.12
8.41425 - 8.41475	162.0125 - 167.17	3260 - 3267	23.6 - 24.0
12.29 - 12.293	167.72 - 173.2	3332 - 3339	31.2 - 31.8
12.51975 - 12.52025	240 - 285	3345.8 - 3358	36.43 - 36.5
12.57675 - 12.57725	322 - 335.4	3600 - 4400	(²)

For 15.407(b) requirement:

For transmitters operating in the 5.15-5.25 GHz band: All emissions outside of the 5.15-5.35 GHz band shall not exceed an e.i.r.p. of -27 dBm/MHz.

For transmitters operating in the 5.725-5.85 GHz band: All emissions within the frequency range from the band edge to 10 MHz above or below the band edge shall not exceed an e.i.r.p. of -17 dBm/MHz; for frequencies 10 MHz or greater above or below the band edge, emissions shall not exceed an e.i.r.p. of -27 dBm/MHz.

Operating Frequency Band (MHz)	EIRP Limit (dBm/MHz)	Equivalent Field Strength at 3m (dBuV/m)
5150 - 5250	-27	68.2
5725 - 5850	-17	78.2
	-27	68.2

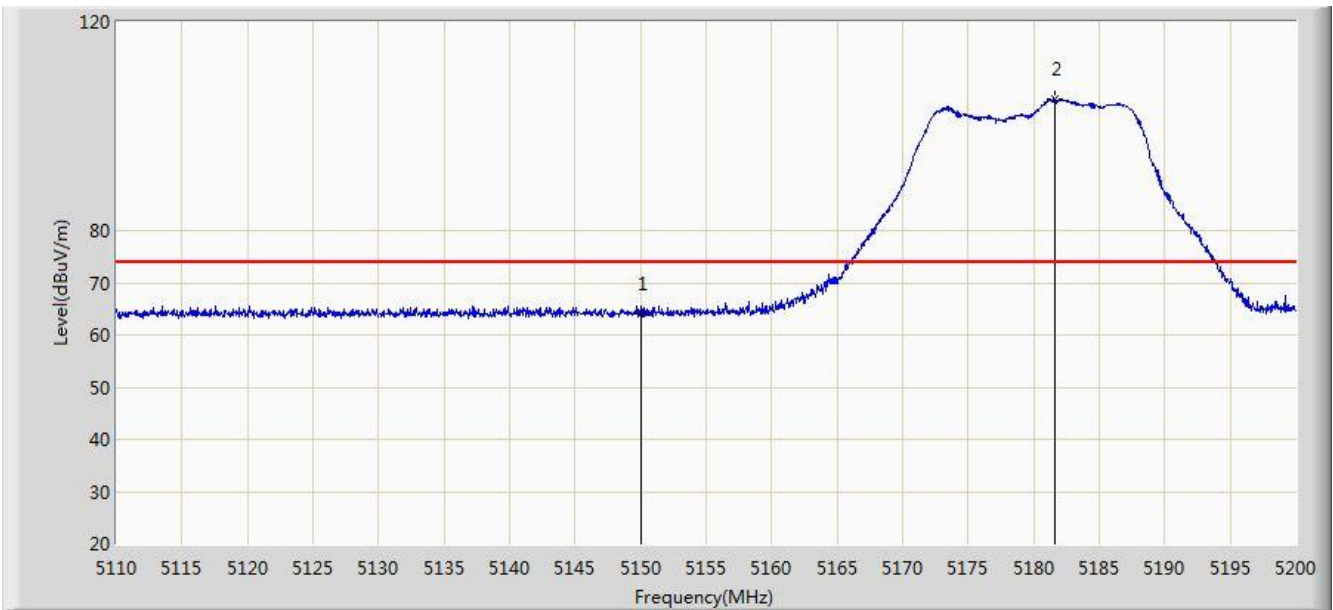
Note: Refer to KDB 789033 D02v01 G)2)c), as specified in § 15.407(b), emissions above 1000 MHz that are outside of the restricted bands are subject to a maximum emission limit of -27 dBm/MHz (or -17 dBm/MHz as specified in § 15.407(b)(4)). However, an out-of-band emission that complies with both the peak and average limits of § 15.209 is not required to satisfy the -27 dBm/MHz or -17 dBm/MHz maximum emission limit.

All out of band emissions appearing in a restricted band as specified in Section 15.205 of the Title 47 CFR must not exceed the limits shown in Table per Section 15.209.

FCC Part 15 Subpart C Paragraph 15.209		
Frequency [MHz]	Field Strength [V/m]	Measured Distance [Meters]
0.009 - 0.490	2400/F (kHz)	300
0.490 - 1.705	24000/F (kHz)	30
1.705 - 30	30	30
30 - 88	100	3
88 - 216	150	3
216 - 960	200	3
Above 960	500	3

7.9.2. Test Result of Radiated Restricted Band Edge

Site: AC1	Time: 2015/02/11 - 15:02
Limit: FCC_Part15.209_RE(3m)	Engineer: Roy Cheng
Probe: BBHA9120D_1-18GHz	Polarity: Horizontal
EUT: WIFI dual band 4 GE LAN GPON HGU	Power: AC 120V/60Hz
Test Mode: Transmit at channel 5180MHz by 802.11a Ant 0+1+2+3	

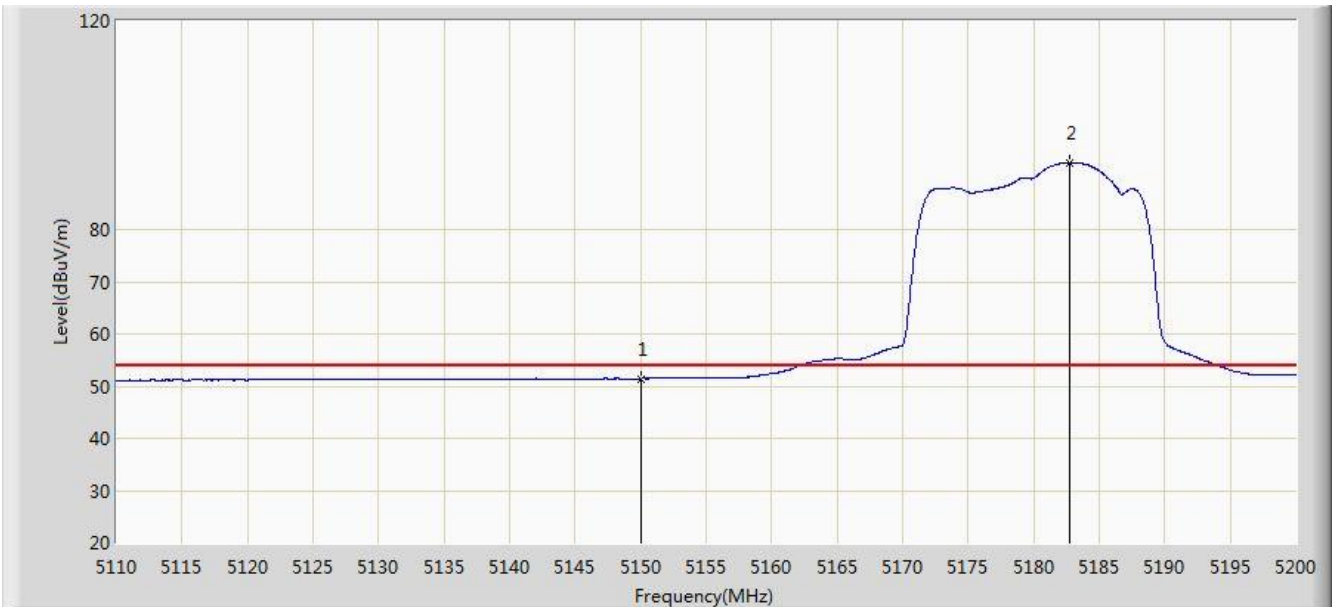


No	Flag	Mark	Frequency (MHz)	Measure Level (dBuV/m)	Reading Level (dBuV)	Over Limit (dB)	Limit (dBuV/m)	Factor (dB)	Type
1			5150.000	64.035	26.583	-9.965	74.000	37.452	PK
2		*	5181.640	105.104	67.734	N/A	N/A	37.370	PK

Note: Measure Level (dB μ V/m) = Reading Level (dB μ V) + Factor (dB)

Factor (dB) = Cable Loss (dB) + Antenna Factor (dB/m).

Site: AC1	Time: 2015/02/11 - 15:07
Limit: FCC_Part15.209_RE(3m)	Engineer: Roy Cheng
Probe: BBHA9120D_1-18GHz	Polarity: Horizontal
EUT: WIFI dual band 4 GE LAN GPON HGU	Power: AC 120V/60Hz
Test Mode: Transmit at channel 5180MHz by 802.11a Ant 0+1+2+3	

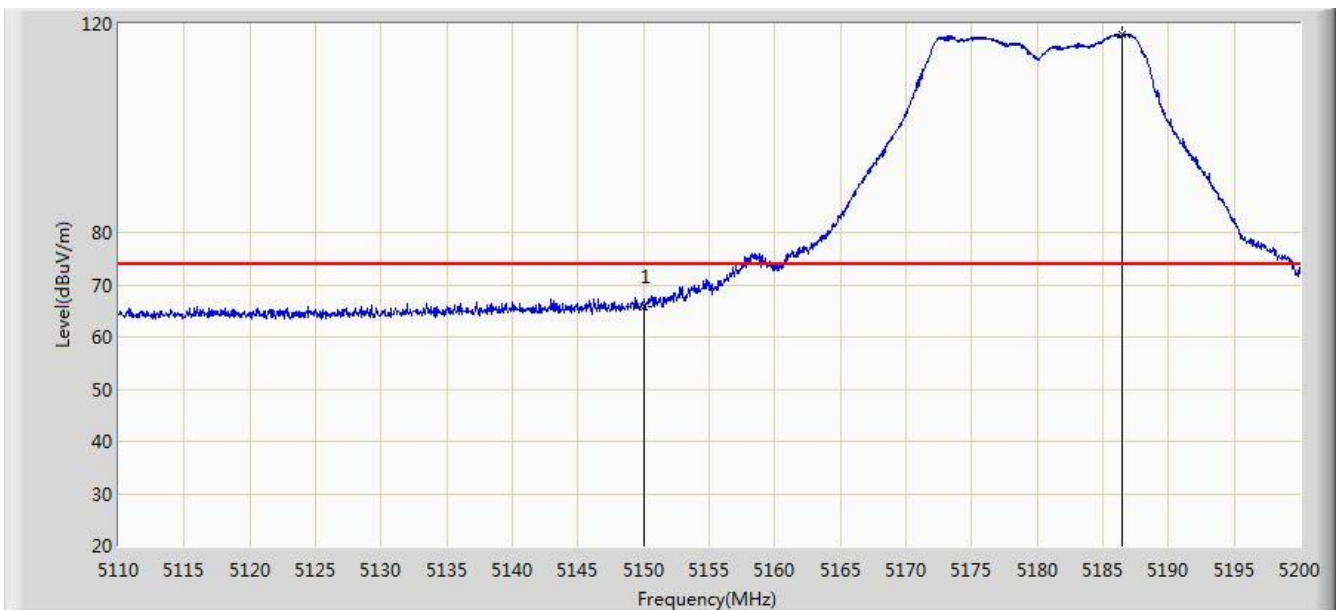


No	Flag	Mark	Frequency (MHz)	Measure Level (dBuV/m)	Reading Level (dBuV)	Over Limit (dB)	Limit (dBuV/m)	Factor (dB)	Type
1			5150.000	51.411	13.959	-2.589	54.000	37.452	AV
2		*	5182.720	92.775	55.408	N/A	N/A	37.368	AV

Note: Measure Level (dB μ V/m) = Reading Level (dB μ V) + Factor (dB)

Factor (dB) = Cable Loss (dB) + Antenna Factor (dB/m).

Site: AC1	Time: 2015/02/11 - 15:09
Limit: FCC_Part15.209_RE(3m)	Engineer: Roy Cheng
Probe: BBHA9120D_1-18GHz	Polarity: Vertical
EUT: WIFI dual band 4 GE LAN GPON HGU	Power: AC 120V/60Hz
Test Mode: Transmit at channel 5180MHz by 802.11a Ant 0+1+2+3	

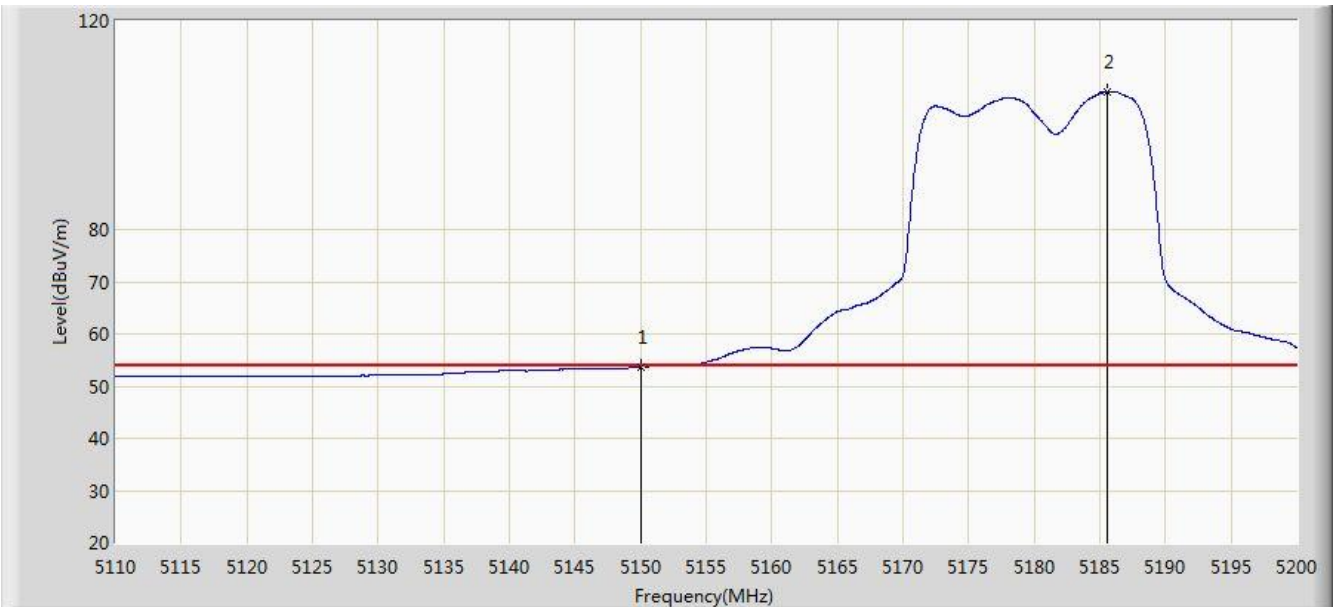


No	Flag	Mark	Frequency (MHz)	Measure Level (dBuV/m)	Reading Level (dBuV)	Over Limit (dB)	Limit (dBuV/m)	Factor (dB)	Type
1			5150.000	65.725	28.273	-8.275	74.000	37.452	PK
2		*	5186.455	118.101	80.743	N/A	N/A	37.358	PK

Note: Measure Level (dB μ V/m) = Reading Level (dB μ V) + Factor (dB)

Factor (dB) = Cable Loss (dB) + Antenna Factor (dB/m).

Site: AC1	Time: 2015/02/11 - 15:10
Limit: FCC_Part15.209_RE(3m)	Engineer: Roy Cheng
Probe: BBHA9120D_1-18GHz	Polarity: Vertical
EUT: WIFI dual band 4 GE LAN GPON HGU	Power: AC 120V/60Hz
Test Mode: Transmit at channel 5180MHz by 802.11a Ant 0+1+2+3	

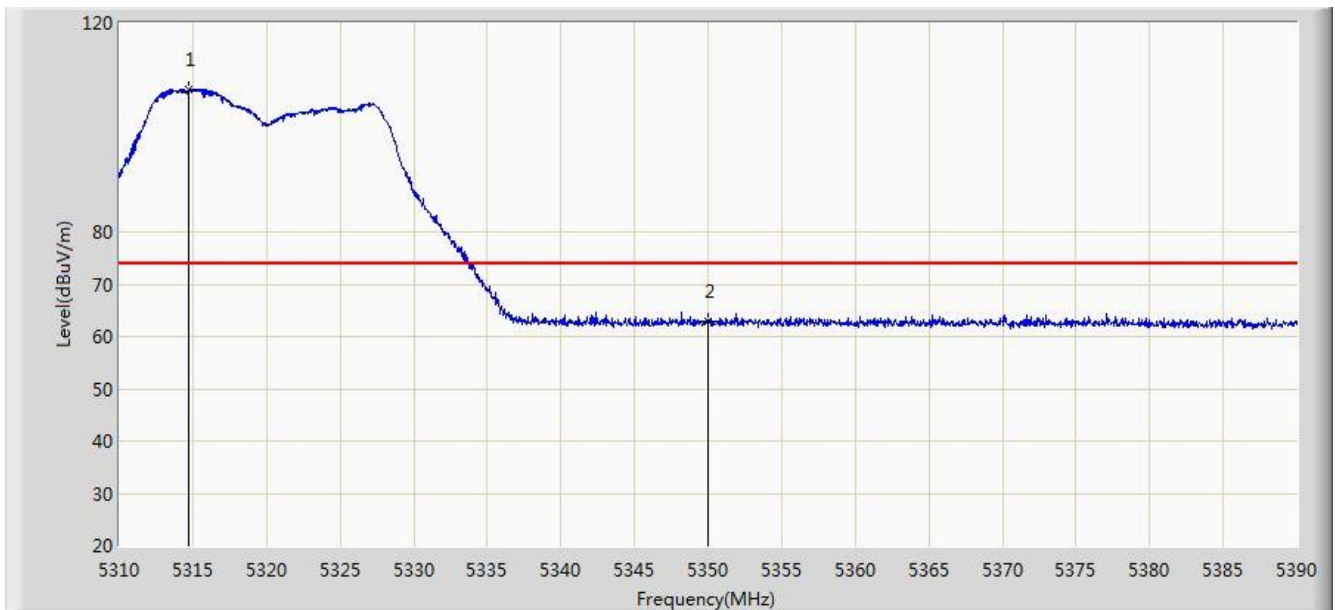


No	Flag	Mark	Frequency (MHz)	Measure Level (dBuV/m)	Reading Level (dBuV)	Over Limit (dB)	Limit (dBuV/m)	Factor (dB)	Type
1			5150.000	53.746	16.294	-0.254	54.000	37.452	AV
2		*	5185.555	106.352	68.992	N/A	N/A	37.360	AV

Note: Measure Level (dB μ V/m) = Reading Level (dB μ V) + Factor (dB)

Factor (dB) = Cable Loss (dB) + Antenna Factor (dB/m).

Site: AC1	Time: 2014/07/15 - 19:39
Limit: FCC_Part15.209_RE(3m)	Engineer: Roy Cheng
Probe: BBHA9120D_1-18GHz	Polarity: Horizontal
EUT: WIFI dual band 4 GE LAN GPON HGU	Power: AC 120V/60Hz
Test Mode: Transmit by 802.11a at channel 5320MHz Ant 0+1+2+3	

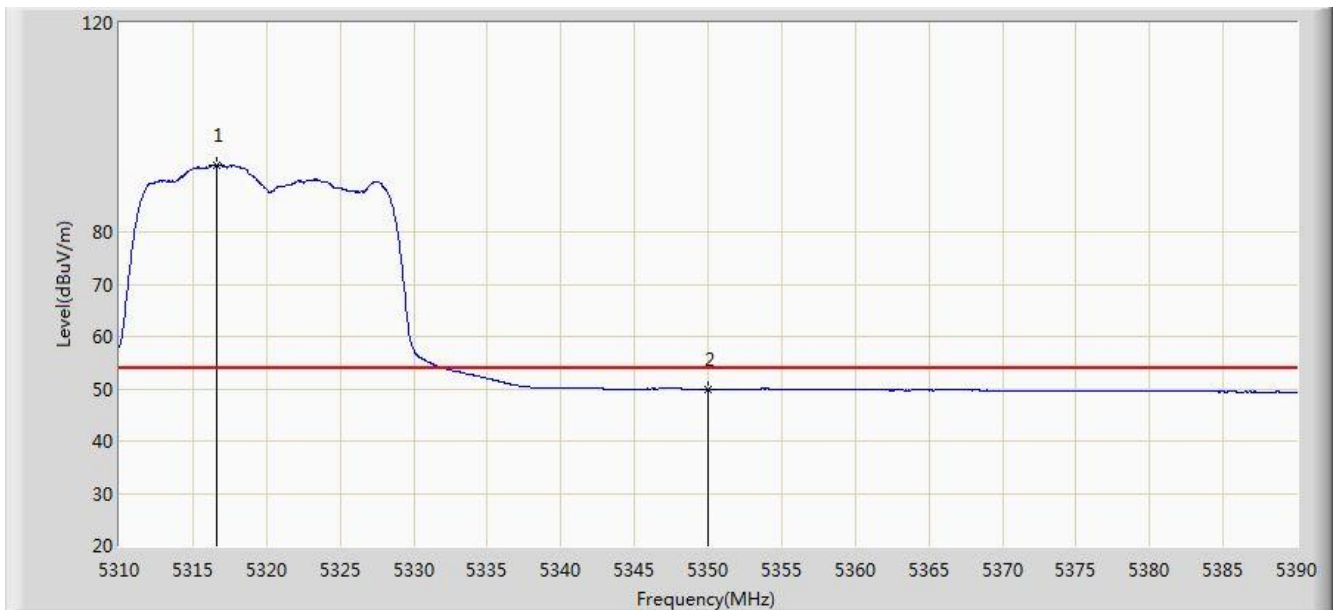


No	Flag	Mark	Frequency (MHz)	Measure Level (dBuV/m)	Reading Level (dBuV)	Over Limit (dB)	Limit (dBuV/m)	Factor (dB)	Type
1		*	5314.720	107.229	70.770	N/A	N/A	36.459	PK
2			5350.000	62.807	26.271	-11.193	74.000	36.536	PK

Note: Measure Level (dBuV/m) = Reading Level (dBuV) + Factor (dB)

Factor (dB) = Cable Loss (dB) + Antenna Factor (dB/m).

Site: AC1	Time: 2014/07/15 - 19:42
Limit: FCC_Part15.209_RE(3m)	Engineer: Roy Cheng
Probe: BBHA9120D_1-18GHz	Polarity: Horizontal
EUT: WIFI dual band 4 GE LAN GPON HGU	Power: AC 120V/60Hz
Test Mode: Transmit by 802.11a at channel 5320MHz Ant 0+1+2+3	

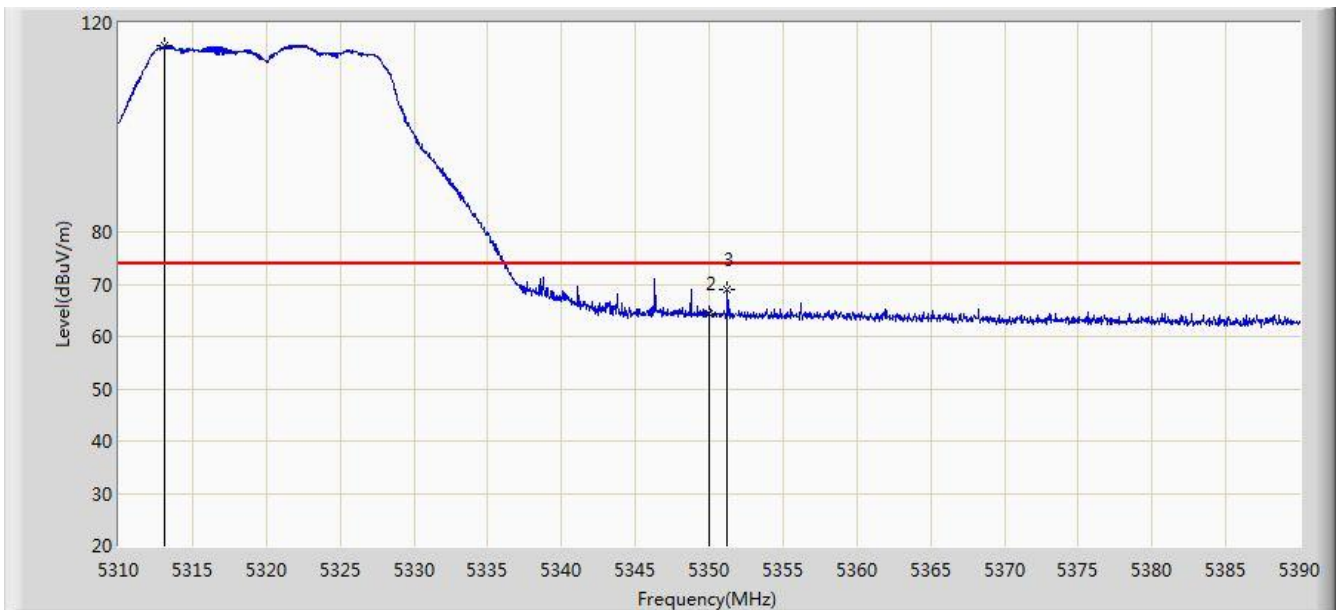


No	Flag	Mark	Frequency (MHz)	Measure Level (dBuV/m)	Reading Level (dBuV)	Over Limit (dB)	Limit (dBuV/m)	Factor (dB)	Type
1		*	5316.600	92.862	56.398	N/A	N/A	36.464	AV
2			5350.000	49.906	13.370	-4.094	54.000	36.536	AV

Note: Measure Level (dBuV/m) = Reading Level (dBuV) + Factor (dB)

Factor (dB) = Cable Loss (dB) + Antenna Factor (dB/m).

Site: AC1	Time: 2014/07/15 - 19:44
Limit: FCC_Part15.209_RE(3m)	Engineer: Roy Cheng
Probe: BBHA9120D_1-18GHz	Polarity: Vertical
EUT: WIFI dual band 4 GE LAN GPON HGU	Power: AC 120V/60Hz
Test Mode: Transmit by 802.11a at channel 5320MHz Ant 0+1+2+3	

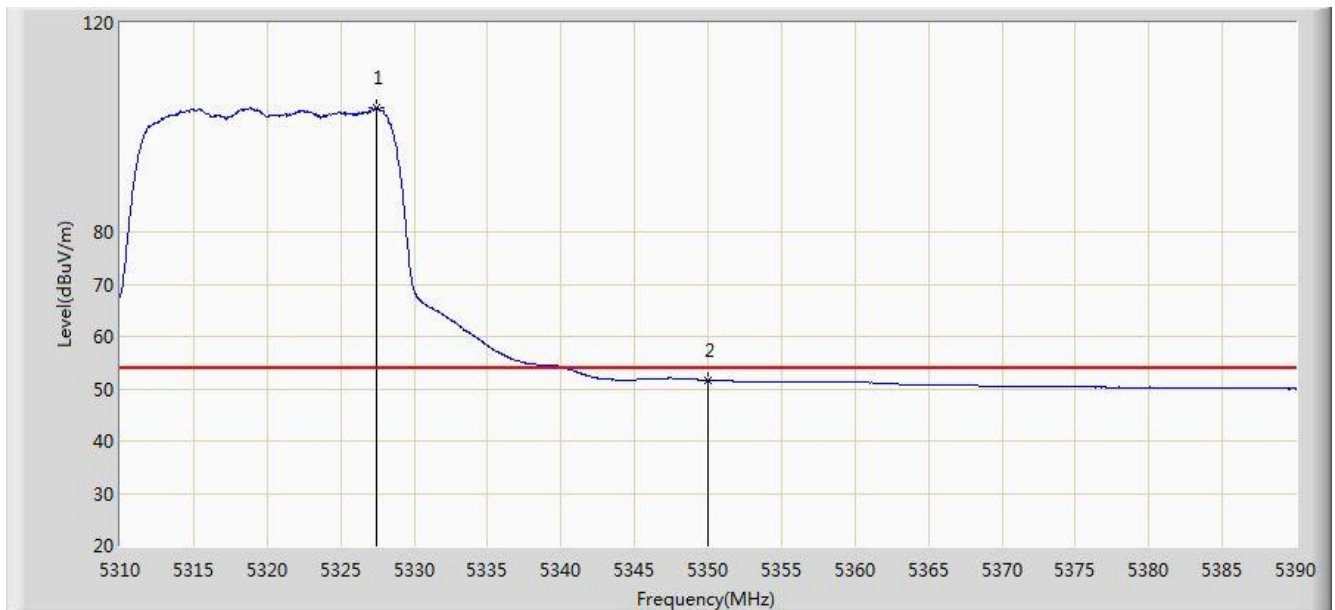


No	Flag	Mark	Frequency (MHz)	Measure Level (dBuV/m)	Reading Level (dBuV)	Over Limit (dB)	Limit (dBuV/m)	Factor (dB)	Type
1		*	5313.120	115.575	79.119	N/A	N/A	36.456	PK
2			5350.000	64.432	27.896	-9.568	74.000	36.536	PK
3			5351.240	68.933	32.394	-5.067	74.000	36.539	PK

Note: Measure Level (dB μ V/m) = Reading Level (dB μ V) + Factor (dB)

Factor (dB) = Cable Loss (dB) + Antenna Factor (dB/m).

Site: AC1	Time: 2014/07/15 - 19:45
Limit: FCC_Part15.209_RE(3m)	Engineer: Roy Cheng
Probe: BBHA9120D_1-18GHz	Polarity: Vertical
EUT: WIFI dual band 4 GE LAN GPON HGU	Power: AC 120V/60Hz
Test Mode: Transmit by 802.11a at channel 5320MHz Ant 0+1+2+3	

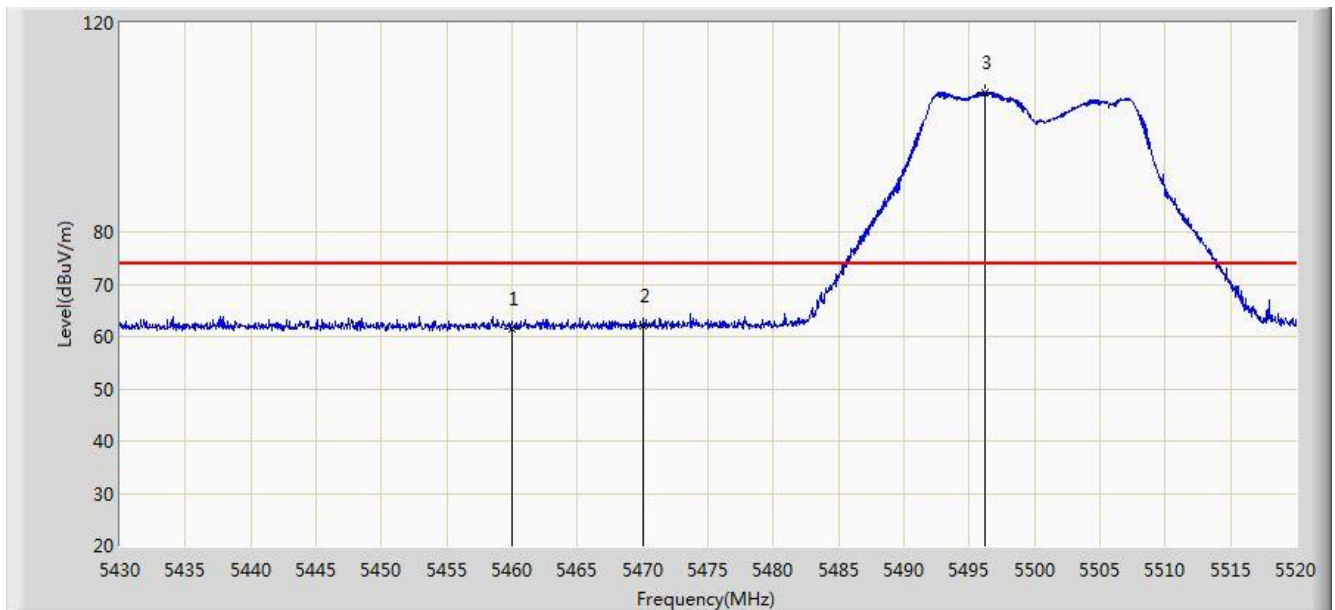


No	Flag	Mark	Frequency (MHz)	Measure Level (dBuV/m)	Reading Level (dBuV)	Over Limit (dB)	Limit (dBuV/m)	Factor (dB)	Type
1		*	5327.400	103.784	67.296	N/A	N/A	36.488	AV
2			5350.000	51.674	15.138	-2.326	54.000	36.536	AV

Note: Measure Level (dBuV/m) = Reading Level (dBuV) + Factor (dB)

Factor (dB) = Cable Loss (dB) + Antenna Factor (dB/m).

Site: AC1	Time: 2014/07/15 - 19:47
Limit: FCC_Part15.209_RE(3m)	Engineer: Roy Cheng
Probe: BBHA9120D_1-18GHz	Polarity: Horizontal
EUT: WIFI dual band 4 GE LAN GPON HGU	Power: AC 120V/60Hz
Test Mode: Transmit by 802.11a at channel 5500MHz Ant 0+1+2+3	

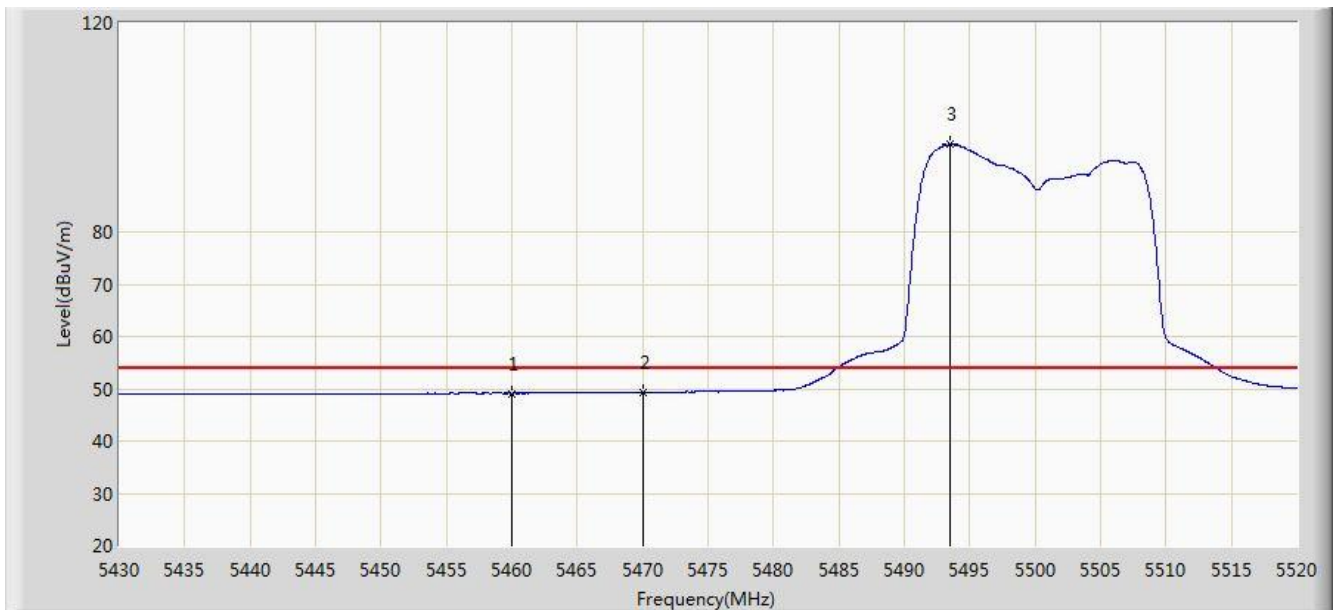


No	Flag	Mark	Frequency (MHz)	Measure Level (dBuV/m)	Reading Level (dBuV)	Over Limit (dB)	Limit (dBuV/m)	Factor (dB)	Type
1			5460.000	61.584	24.774	-12.416	74.000	36.810	PK
2			5470.000	61.947	25.122	-12.053	74.000	36.825	PK
3		*	5496.150	106.802	69.935	N/A	N/A	36.868	PK

Note: Measure Level (dB μ V/m) = Reading Level (dB μ V) + Factor (dB)

Factor (dB) = Cable Loss (dB) + Antenna Factor (dB/m).

Site: AC1	Time: 2014/07/15 - 19:49
Limit: FCC_Part15.209_RE(3m)	Engineer: Roy Cheng
Probe: BBHA9120D_1-18GHz	Polarity: Horizontal
EUT: WIFI dual band 4 GE LAN GPON HGU	Power: AC 120V/60Hz
Test Mode: Transmit by 802.11a at channel 5500MHz Ant 0+1+2+3	

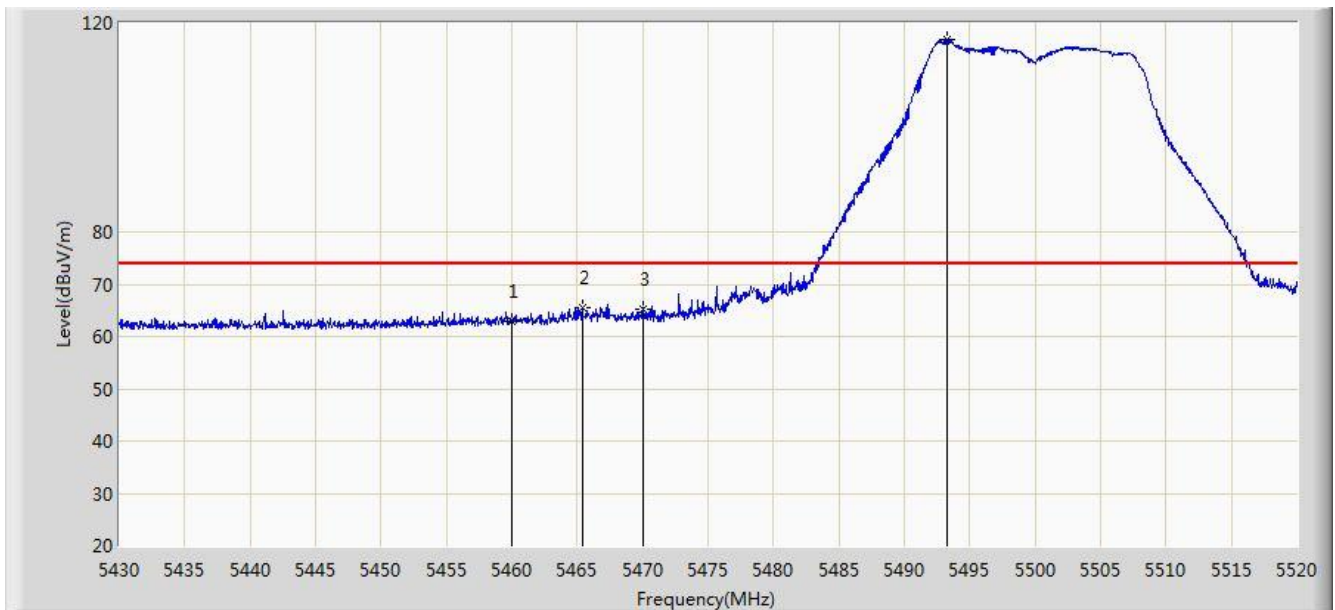


No	Flag	Mark	Frequency (MHz)	Measure Level (dBuV/m)	Reading Level (dBuV)	Over Limit (dB)	Limit (dBuV/m)	Factor (dB)	Type
1			5460.000	49.101	12.291	-4.899	54.000	36.810	AV
2			5470.000	49.331	12.506	-4.669	54.000	36.825	AV
3		*	5493.495	96.756	59.893	N/A	N/A	36.863	AV

Note: Measure Level (dB μ V/m) = Reading Level (dB μ V) + Factor (dB)

Factor (dB) = Cable Loss (dB) + Antenna Factor (dB/m).

Site: AC1	Time: 2014/07/15 - 19:52
Limit: FCC_Part15.209_RE(3m)	Engineer: Roy Cheng
Probe: BBHA9120D_1-18GHz	Polarity: Vertical
EUT: WIFI dual band 4 GE LAN GPON HGU	Power: AC 120V/60Hz
Test Mode: Transmit by 802.11a at channel 5500MHz Ant 0+1+2+3	

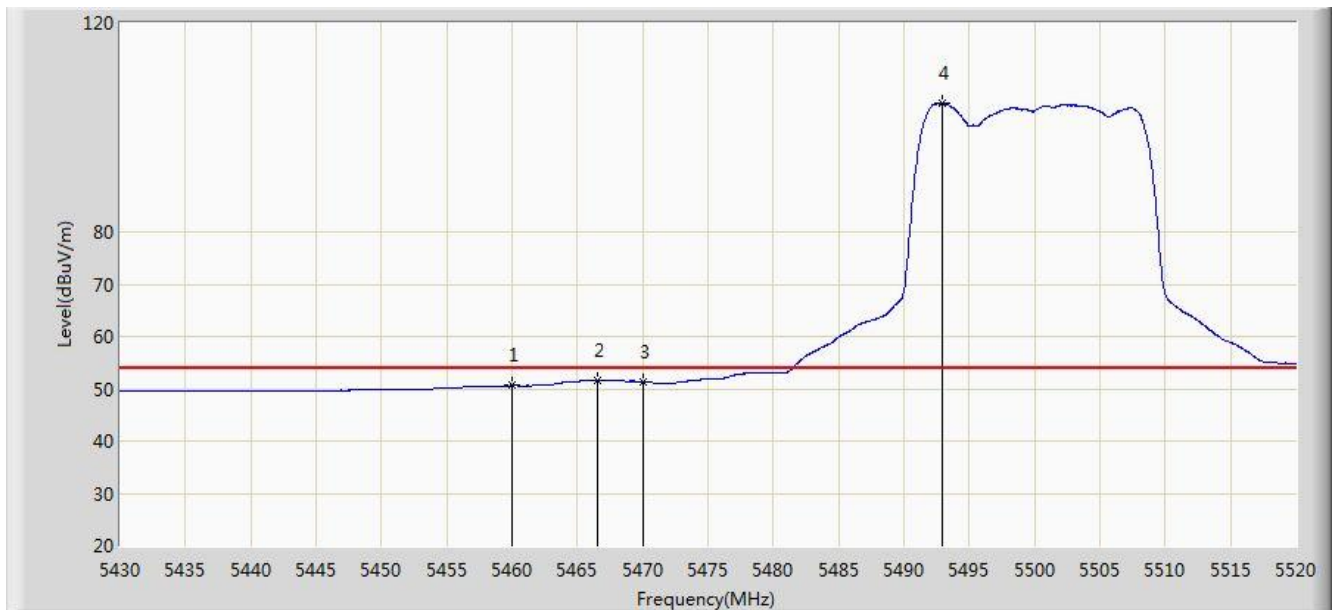


No	Flag	Mark	Frequency (MHz)	Measure Level (dBuV/m)	Reading Level (dBuV)	Over Limit (dB)	Limit (dBuV/m)	Factor (dB)	Type
1			5460.000	63.037	26.227	-10.963	74.000	36.810	PK
2			5465.370	65.642	28.824	-8.358	74.000	36.817	PK
3			5470.000	65.337	28.512	-8.663	74.000	36.825	PK
4		*	5493.225	116.741	79.879	N/A	N/A	36.862	PK

Note: Measure Level (dBuV/m) = Reading Level (dBuV) + Factor (dB)

Factor (dB) = Cable Loss (dB) + Antenna Factor (dB/m).

Site: AC1	Time: 2014/07/15 - 19:53
Limit: FCC_Part15.209_RE(3m)	Engineer: Roy Cheng
Probe: BBHA9120D_1-18GHz	Polarity: Vertical
EUT: WIFI dual band 4 GE LAN GPON HGU	Power: AC 120V/60Hz
Test Mode: Transmit by 802.11a at channel 5500MHz Ant 0+1+2+3	

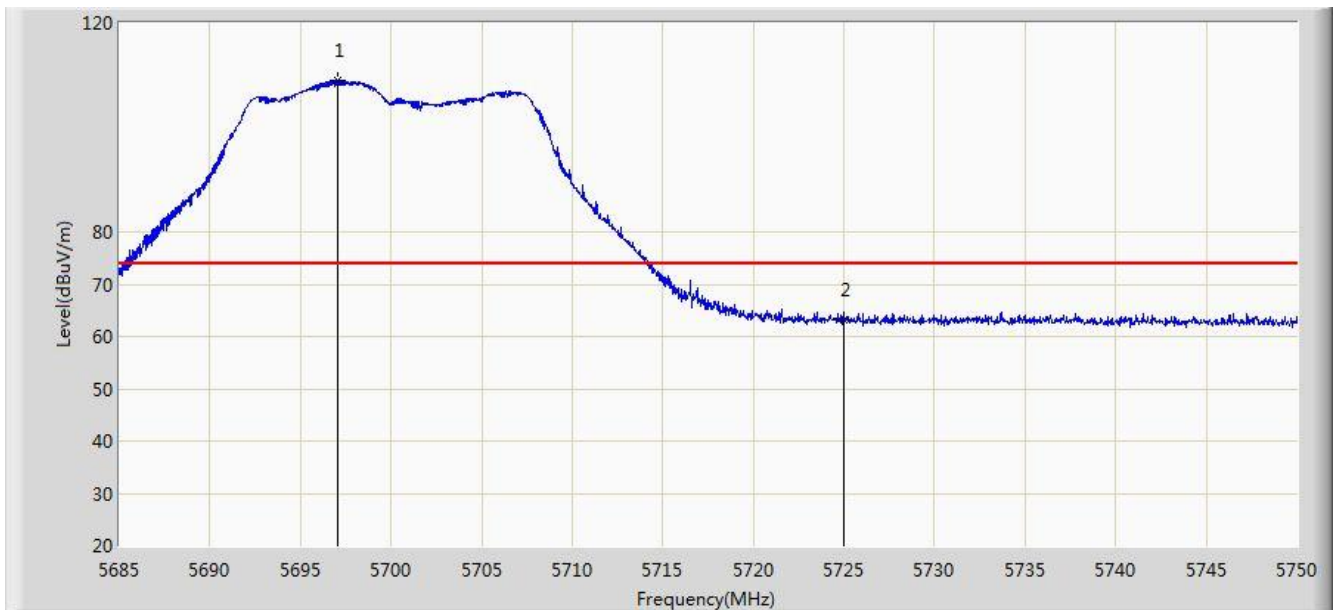


No	Flag	Mark	Frequency (MHz)	Measure Level (dBuV/m)	Reading Level (dBuV)	Over Limit (dB)	Limit (dBuV/m)	Factor (dB)	Type
1			5460.000	50.636	13.826	-3.364	54.000	36.810	AV
2			5466.495	51.563	14.744	-2.437	54.000	36.820	AV
3			5470.000	51.411	14.586	-2.589	54.000	36.825	AV
4		*	5492.955	104.567	67.705	N/A	N/A	36.861	AV

Note: Measure Level (dB μ V/m) = Reading Level (dB μ V) + Factor (dB)

Factor (dB) = Cable Loss (dB) + Antenna Factor (dB/m).

Site: AC1	Time: 2014/07/15 - 19:55
Limit: FCC_Part15.209_RE(3m)	Engineer: Roy Cheng
Probe: BBHA9120D_1-18GHz	Polarity: Horizontal
EUT: WIFI dual band 4 GE LAN GPON HGU	Power: AC 120V/60Hz
Test Mode: Transmit by 802.11a at channel 5700MHz Ant 0+1+2+3	

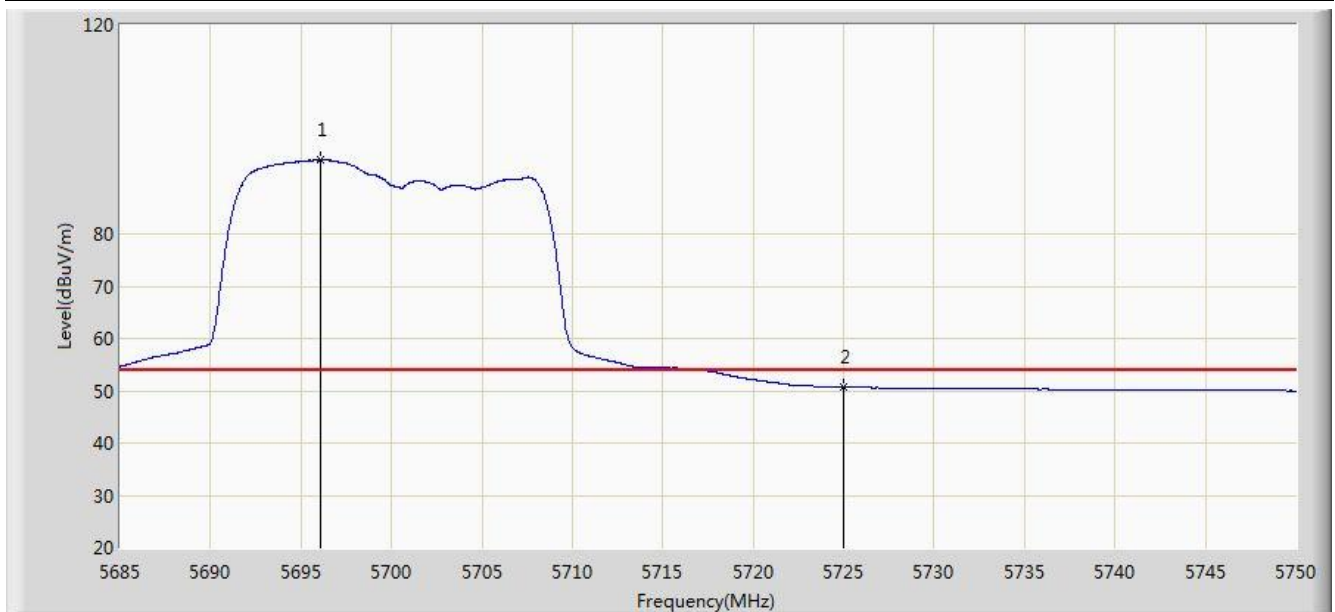


No	Flag	Mark	Frequency (MHz)	Measure Level (dBuV/m)	Reading Level (dBuV)	Over Limit (dB)	Limit (dBuV/m)	Factor (dB)	Type
1		*	5697.090	108.876	71.684	N/A	N/A	37.192	PK
2			5725.000	63.162	25.857	-10.838	74.000	37.305	PK

Note: Measure Level (dB μ V/m) = Reading Level (dB μ V) + Factor (dB)

Factor (dB) = Cable Loss (dB) + Antenna Factor (dB/m).

Site: AC1	Time: 2014/07/15 - 20:00
Limit: FCC_Part15.209_RE(3m)	Engineer: Roy Cheng
Probe: BBHA9120D_1-18GHz	Polarity: Horizontal
EUT: WIFI dual band 4 GE LAN GPON HGU	Power: AC 120V/60Hz
Test Mode: Transmit by 802.11a at channel 5700MHz Ant 0+1+2+3	

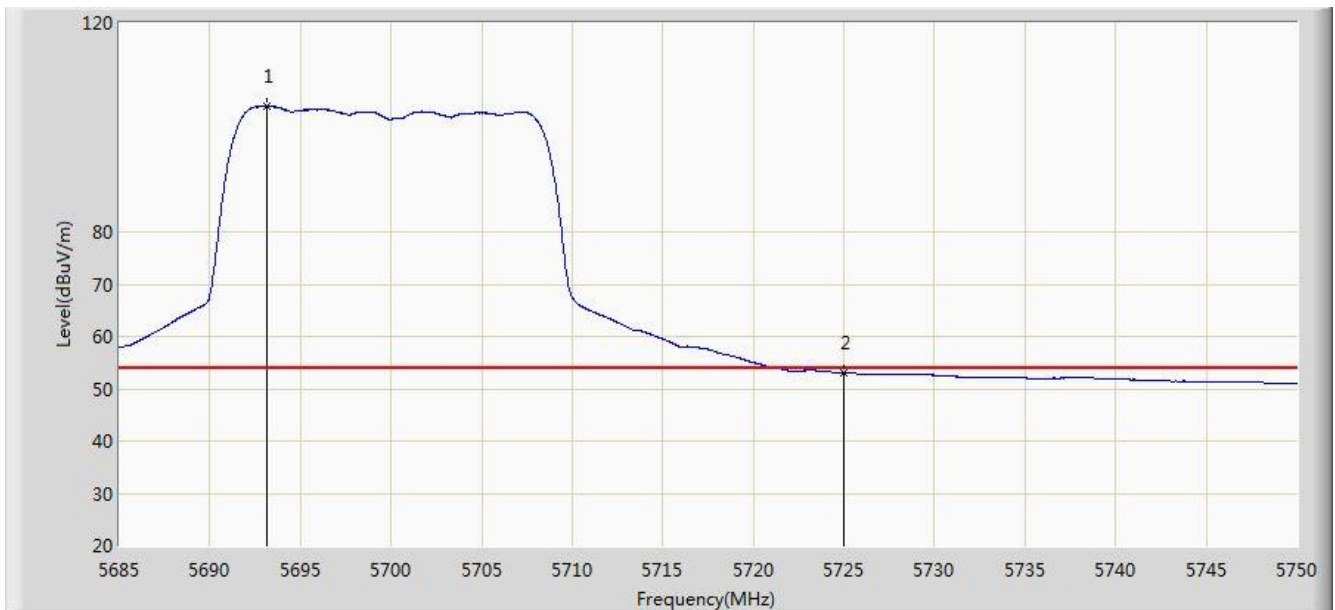


No	Flag	Mark	Frequency (MHz)	Measure Level (dBuV/m)	Reading Level (dBuV)	Over Limit (dB)	Limit (dBuV/m)	Factor (dB)	Type
1		*	5696.083	94.132	56.943	N/A	N/A	37.189	AV
2			5725.000	50.690	13.385	-3.310	54.000	37.305	AV

Note: Measure Level (dBuV/m) = Reading Level (dBuV) + Factor (dB)

Factor (dB) = Cable Loss (dB) + Antenna Factor (dB/m).

Site: AC1	Time: 2014/07/15 - 20:06
Limit: FCC_Part15.209_RE(3m)	Engineer: Roy Cheng
Probe: BBHA9120D_1-18GHz	Polarity: Vertical
EUT: WIFI dual band 4 GE LAN GPON HGU	Power: AC 120V/60Hz
Test Mode: Transmit by 802.11a at channel 5700MHz Ant 0+1+2+3 Power=13	

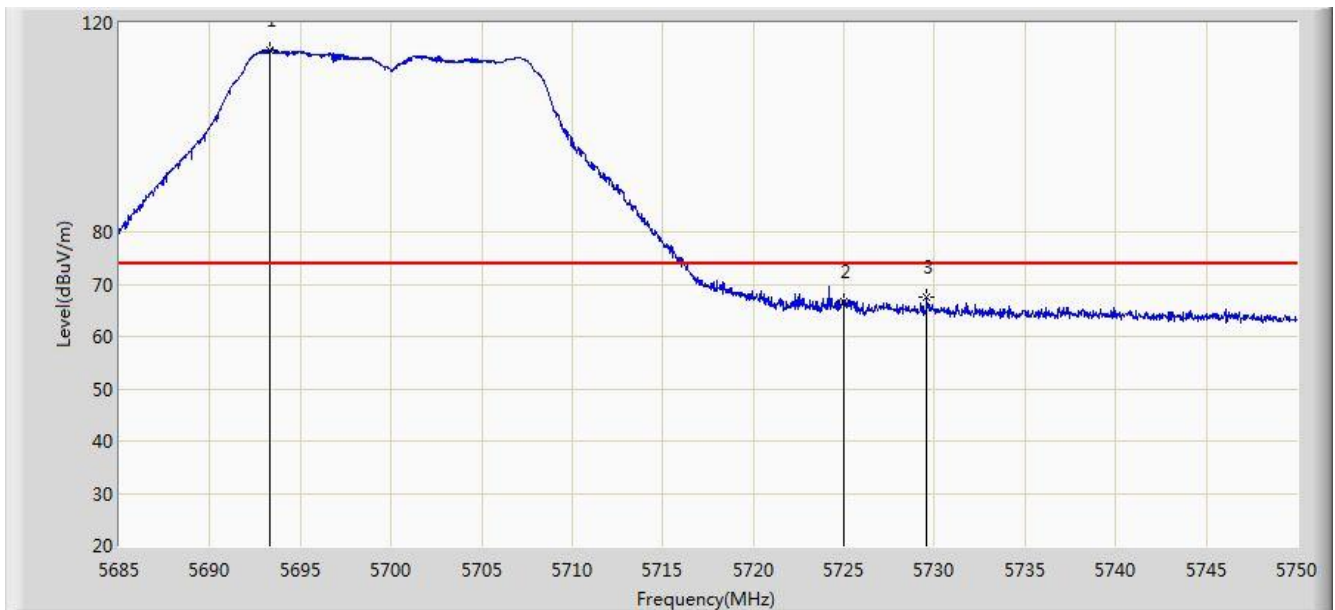


No	Flag	Mark	Frequency (MHz)	Measure Level (dBuV/m)	Reading Level (dBuV)	Over Limit (dB)	Limit (dBuV/m)	Factor (dB)	Type
1		*	5693.158	104.085	66.907	N/A	N/A	37.179	AV
2			5725.000	53.024	15.719	-0.976	54.000	37.305	AV

Note: Measure Level (dB μ V/m) = Reading Level (dB μ V) + Factor (dB)

Factor (dB) = Cable Loss (dB) + Antenna Factor (dB/m).

Site: AC1	Time: 2014/07/15 - 20:14
Limit: FCC_Part15.209_RE(3m)	Engineer: Roy Cheng
Probe: BBHA9120D_1-18GHz	Polarity: Vertical
EUT: WIFI dual band 4 GE LAN GPON HGU	Power: AC 120V/60Hz
Test Mode: Transmit by 802.11a at channel 5700MHz Ant 0+1+2+3	

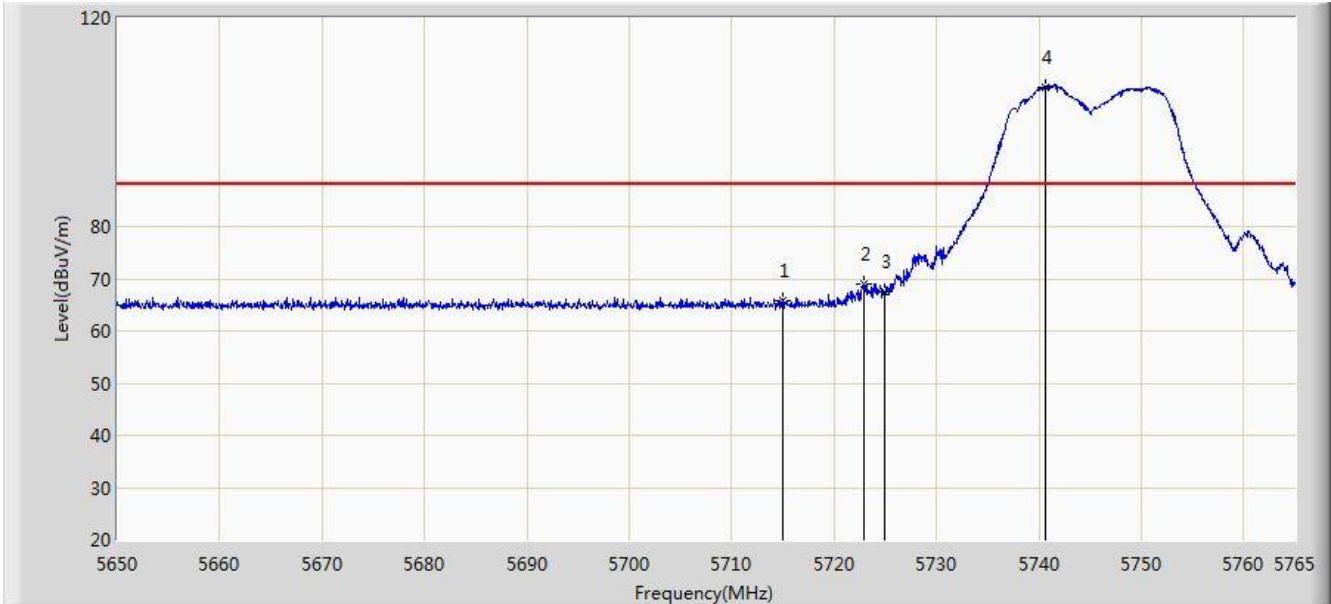


No	Flag	Mark	Frequency (MHz)	Measure Level (dBuV/m)	Reading Level (dBuV)	Over Limit (dB)	Limit (dBuV/m)	Factor (dB)	Type
1		*	5693.320	114.877	77.698	N/A	N/A	37.179	PK
2			5725.000	66.693	29.388	-7.307	74.000	37.305	PK
3			5729.590	67.564	30.241	-6.436	74.000	37.324	PK

Note: Measure Level (dB μ V/m) = Reading Level (dB μ V) + Factor (dB)

Factor (dB) = Cable Loss (dB) + Antenna Factor (dB/m).

Site: AC1	Time: 2015/02/11 - 15:15
Limit: FCC 15.407	Engineer: Roy Cheng
Probe: BBHA9120D_1-18GHz	Polarity: Horizontal
EUT: WIFI dual band 4 GE LAN GPON HGU	Power: AC 120V/60Hz
Test Mode: Transmit at channel 5745MHz by 802.11a Ant 0+1+2+3	

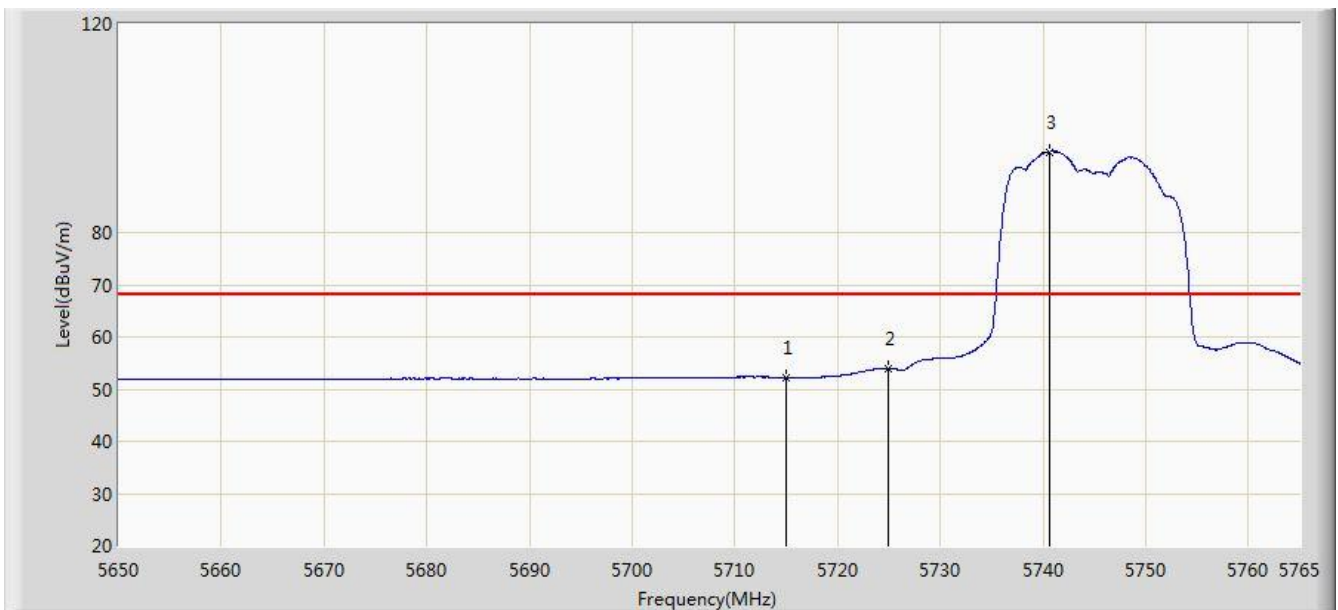


No	Flag	Mark	Frequency (MHz)	Measure Level (dBuV/m)	Reading Level (dBuV)	Over Limit (dB)	Limit (dBuV/m)	Factor (dB)	Type
1			5715.000	65.748	27.799	-22.452	88.200	37.949	PK
2			5722.910	69.106	31.125	-29.094	98.200	37.981	PK
3			5725.000	67.495	29.505	-30.705	98.200	37.990	PK
4		*	5740.620	106.804	68.751	N/A	N/A	38.053	PK

Note: Measure Level (dB μ V/m) = Reading Level (dB μ V) + Factor (dB)

Factor (dB) = Cable Loss (dB) + Antenna Factor (dB/m).

Site: AC1	Time: 2015/02/11 - 15:18
Limit: FCC 15.407	Engineer: Roy Cheng
Probe: BBHA9120D_1-18GHz	Polarity: Horizontal
EUT: WIFI dual band 4 GE LAN GPON HGU	Power: AC 120V/60Hz
Test Mode: Transmit at channel 5745MHz by 802.11a Ant 0+1+2+3	

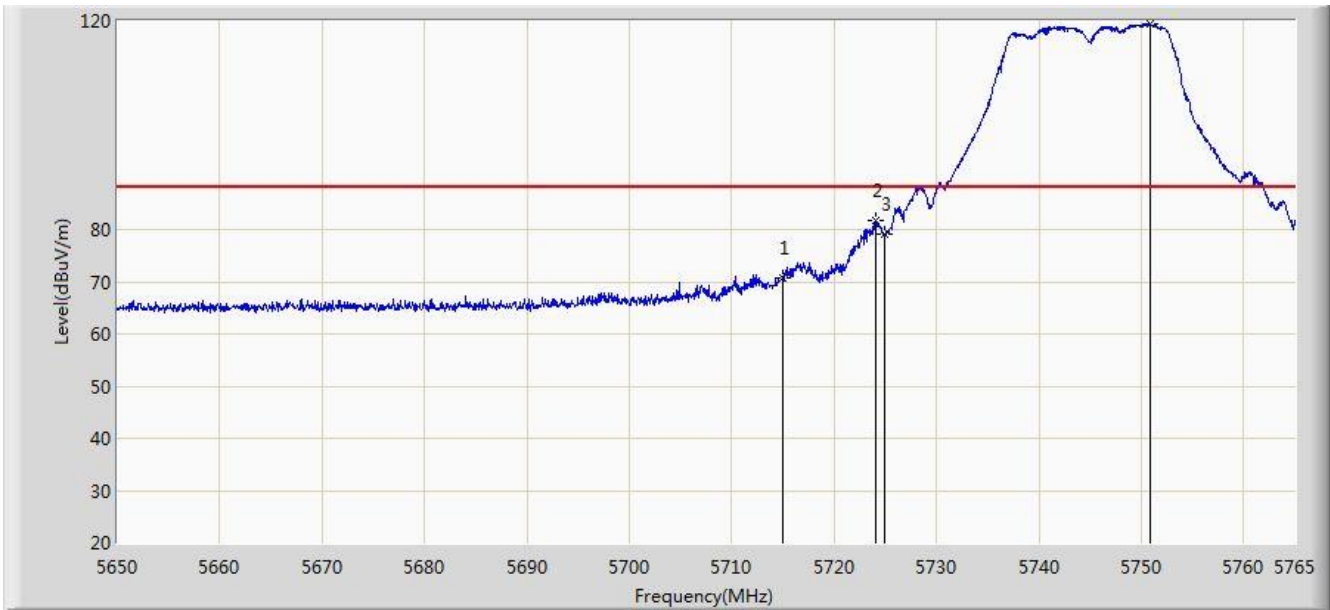


No	Flag	Mark	Frequency (MHz)	Measure Level (dBuV/m)	Reading Level (dBuV)	Over Limit (dB)	Limit (dBuV/m)	Factor (dB)	Type
1			5715.000	52.189	14.240	-16.011	68.200	37.949	AV
2			5725.000	53.979	15.989	-24.221	78.200	37.990	AV
3		*	5740.620	95.501	57.448	N/A	N/A	38.053	AV

Note: Measure Level (dB μ V/m) = Reading Level (dB μ V) + Factor (dB)

Factor (dB) = Cable Loss (dB) + Antenna Factor (dB/m).

Site: AC1	Time: 2015/02/11 - 15:19
Limit: FCC 15.407	Engineer: Roy Cheng
Probe: BBHA9120D_1-18GHz	Polarity: Vertical
EUT: WIFI dual band 4 GE LAN GPON HGU	Power: AC 120V/60Hz
Test Mode: Transmit at channel 5745MHz by 802.11a Ant 0+1+2+3	

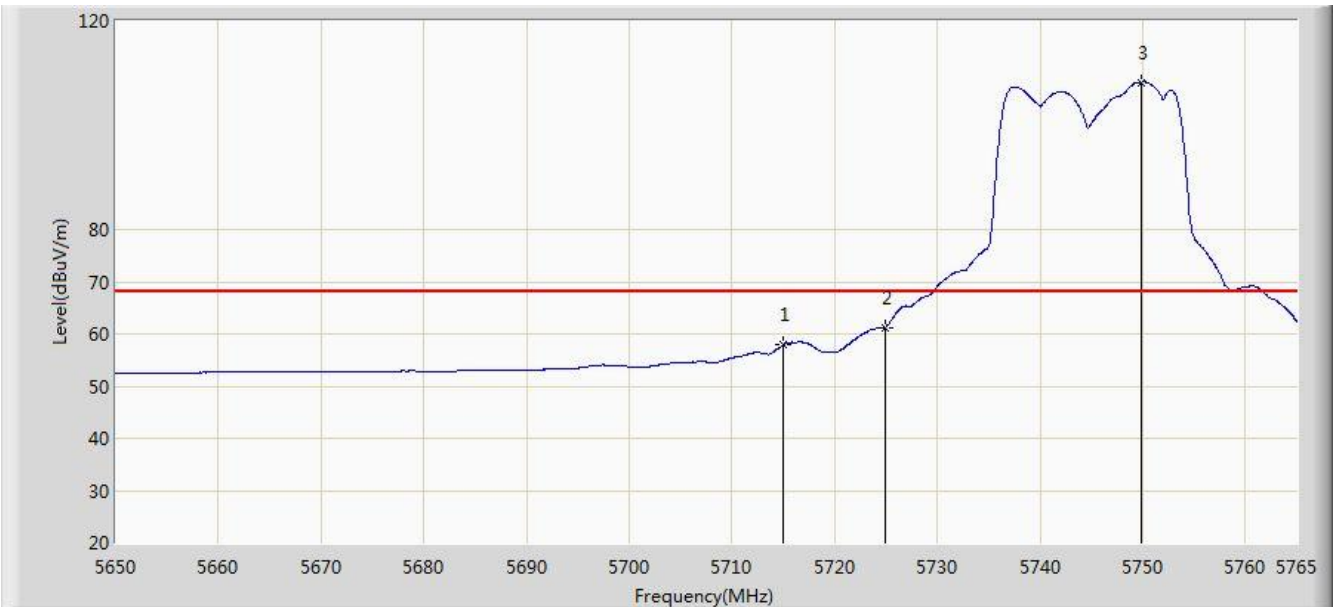


No	Flag	Mark	Frequency (MHz)	Measure Level (dBuV/m)	Reading Level (dBuV)	Over Limit (dB)	Limit (dBuV/m)	Factor (dB)	Type
1			5715.000	70.626	32.677	-17.574	88.200	37.949	PK
2			5724.002	81.738	43.752	-16.462	98.200	37.986	PK
3			5725.000	79.253	41.263	-18.947	98.200	37.990	PK
4		*	5750.855	119.322	81.222	N/A	N/A	38.100	PK

Note: Measure Level (dB μ V/m) = Reading Level (dB μ V) + Factor (dB)

Factor (dB) = Cable Loss (dB) + Antenna Factor (dB/m).

Site: AC1	Time: 2015/02/11 - 15:21
Limit: FCC 15.407	Engineer: Roy Cheng
Probe: BBHA9120D_1-18GHz	Polarity: Vertical
EUT: WIFI dual band 4 GE LAN GPON HGU	Power: AC 120V/60Hz
Test Mode: Transmit at channel 5745MHz by 802.11a Ant 0+1+2+3	

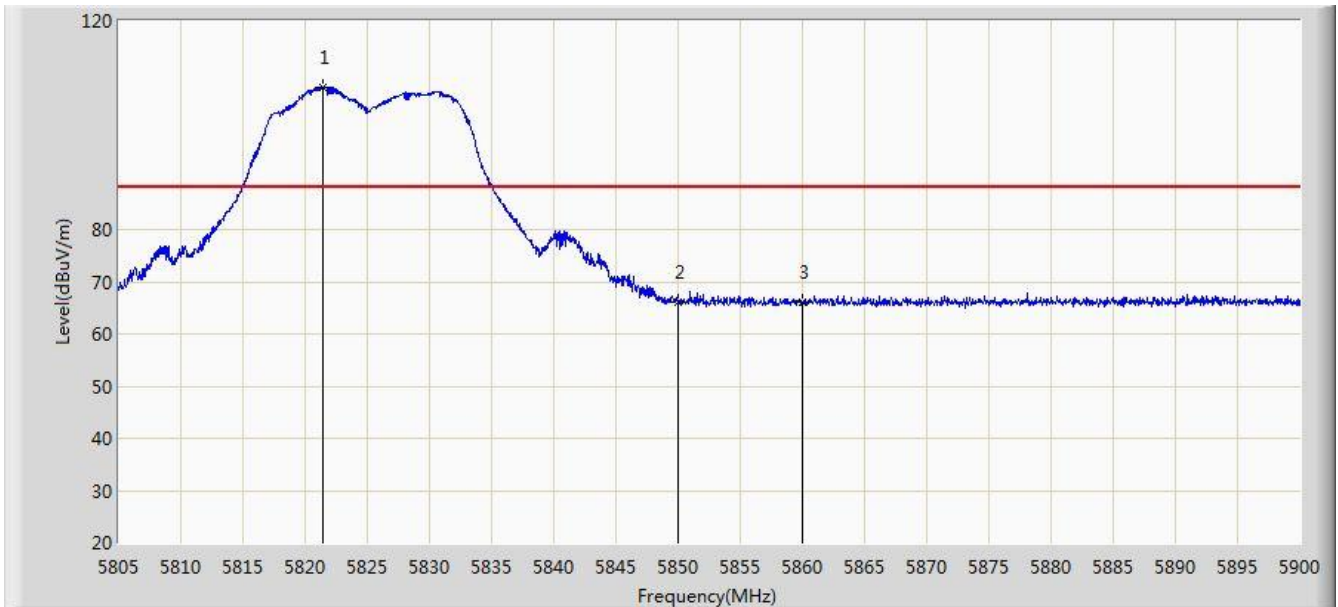


No	Flag	Mark	Frequency (MHz)	Measure Level (dBuV/m)	Reading Level (dBuV)	Over Limit (dB)	Limit (dBuV/m)	Factor (dB)	Type
1			5715.000	57.880	19.931	-10.320	68.200	37.949	AV
2			5725.000	61.217	23.227	-16.983	78.200	37.990	AV
3		*	5749.935	108.244	70.149	N/A	N/A	38.095	AV

Note: Measure Level (dB μ V/m) = Reading Level (dB μ V) + Factor (dB)

Factor (dB) = Cable Loss (dB) + Antenna Factor (dB/m).

Site: AC1	Time: 2015/02/11 - 15:29
Limit: FCC 15.407	Engineer: Roy Cheng
Probe: BBHA9120D_1-18GHz	Polarity: Horizontal
EUT: WIFI dual band 4 GE LAN GPON HGU	Power: AC 120V/60Hz
Test Mode: Transmit at channel 5825MHz by 802.11a Ant 0+1+2+3	

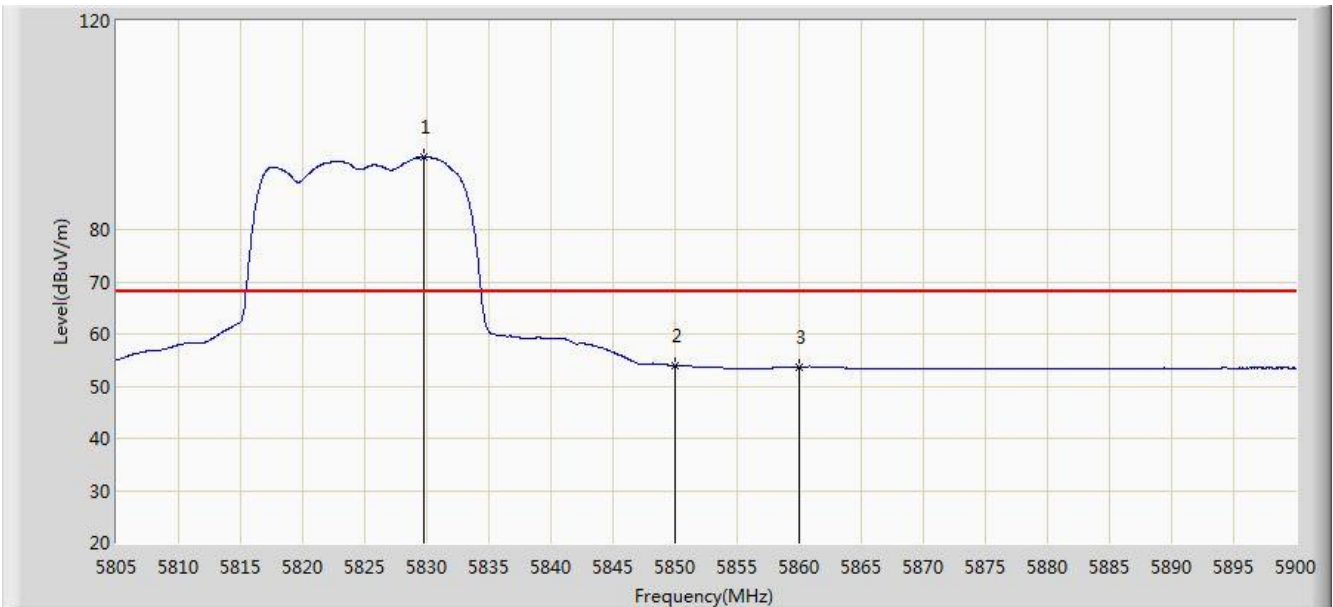


No	Flag	Mark	Frequency (MHz)	Measure Level (dBuV/m)	Reading Level (dBuV)	Over Limit (dB)	Limit (dBuV/m)	Factor (dB)	Type
1		*	5821.482	107.290	68.949	N/A	N/A	38.341	PK
2			5850.000	66.025	27.572	-32.175	98.200	38.454	PK
3			5860.000	66.032	27.554	-22.168	88.200	38.478	PK

Note: Measure Level (dB μ V/m) = Reading Level (dB μ V) + Factor (dB)

Factor (dB) = Cable Loss (dB) + Antenna Factor (dB/m).

Site: AC1	Time: 2015/02/11 - 15:31
Limit: FCC 15.407	Engineer: Roy Cheng
Probe: BBHA9120D_1-18GHz	Polarity: Horizontal
EUT: WIFI dual band 4 GE LAN GPON HGU	Power: AC 120V/60Hz
Test Mode: Transmit at channel 5825MHz by 802.11a Ant 0+1+2+3	

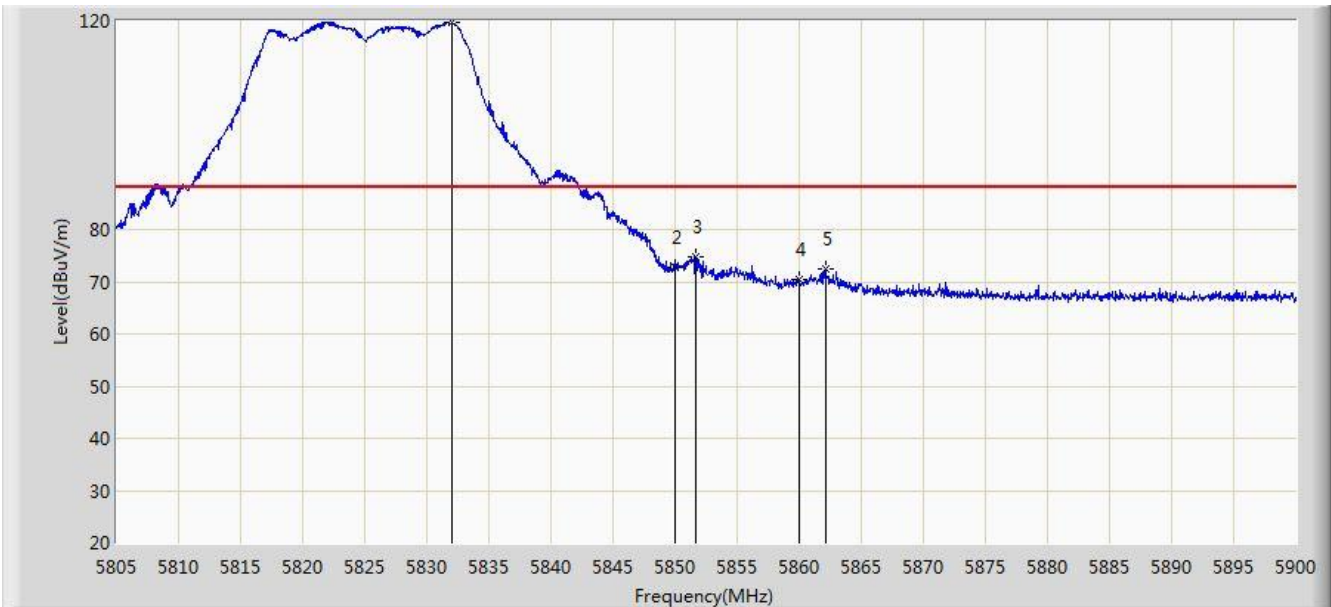


No	Flag	Mark	Frequency (MHz)	Measure Level (dBuV/m)	Reading Level (dBuV)	Over Limit (dB)	Limit (dBuV/m)	Factor (dB)	Type
1		*	5829.748	93.834	55.458	N/A	N/A	38.376	AV
2			5850.000	53.972	15.519	-24.228	78.200	38.454	AV
3			5860.000	53.706	15.228	-14.494	68.200	38.478	AV

Note: Measure Level (dB μ V/m) = Reading Level (dB μ V) + Factor (dB)

Factor (dB) = Cable Loss (dB) + Antenna Factor (dB/m).

Site: AC1	Time: 2015/02/11 - 15:32
Limit: FCC 15.407	Engineer: Roy Cheng
Probe: BBHA9120D_1-18GHz	Polarity: Vertical
EUT: WIFI dual band 4 GE LAN GPON HGU	Power: AC 120V/60Hz
Test Mode: Transmit at channel 5825MHz by 802.11a Ant 0+1+2+3	

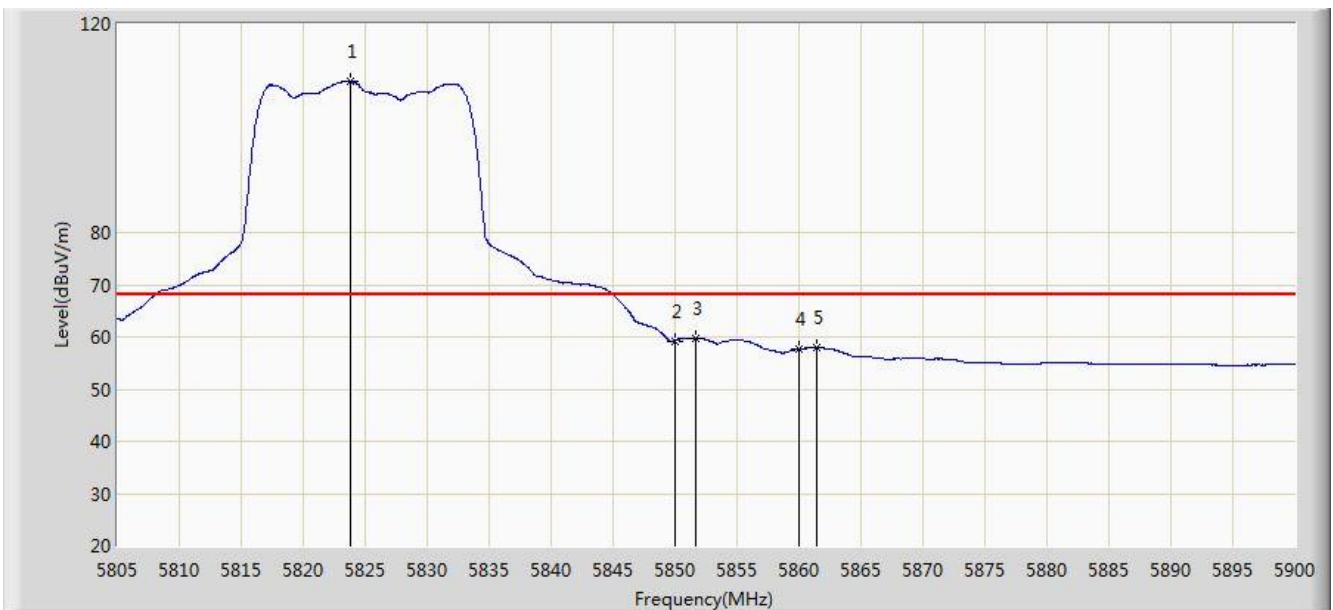


No	Flag	Mark	Frequency (MHz)	Measure Level (dBuV/m)	Reading Level (dBuV)	Over Limit (dB)	Limit (dBuV/m)	Factor (dB)	Type
1		*	5831.980	119.658	81.273	N/A	N/A	38.386	PK
2			5850.000	72.725	34.272	-25.475	98.200	38.454	PK
3			5851.692	74.805	36.348	-23.395	98.200	38.458	PK
4			5860.000	70.313	31.835	-17.887	88.200	38.478	PK
5			5862.143	72.588	34.105	-15.612	88.200	38.483	PK

Note: Measure Level (dB μ V/m) = Reading Level (dB μ V) + Factor (dB)

Factor (dB) = Cable Loss (dB) + Antenna Factor (dB/m).

Site: AC1	Time: 2015/02/11 - 15:33
Limit: FCC 15.407	Engineer: Roy Cheng
Probe: BBHA9120D_1-18GHz	Polarity: Vertical
EUT: WIFI dual band 4 GE LAN GPON HGU	Power: AC 120V/60Hz
Test Mode: Transmit at channel 5825MHz by 802.11a Ant 0+1+2+3	

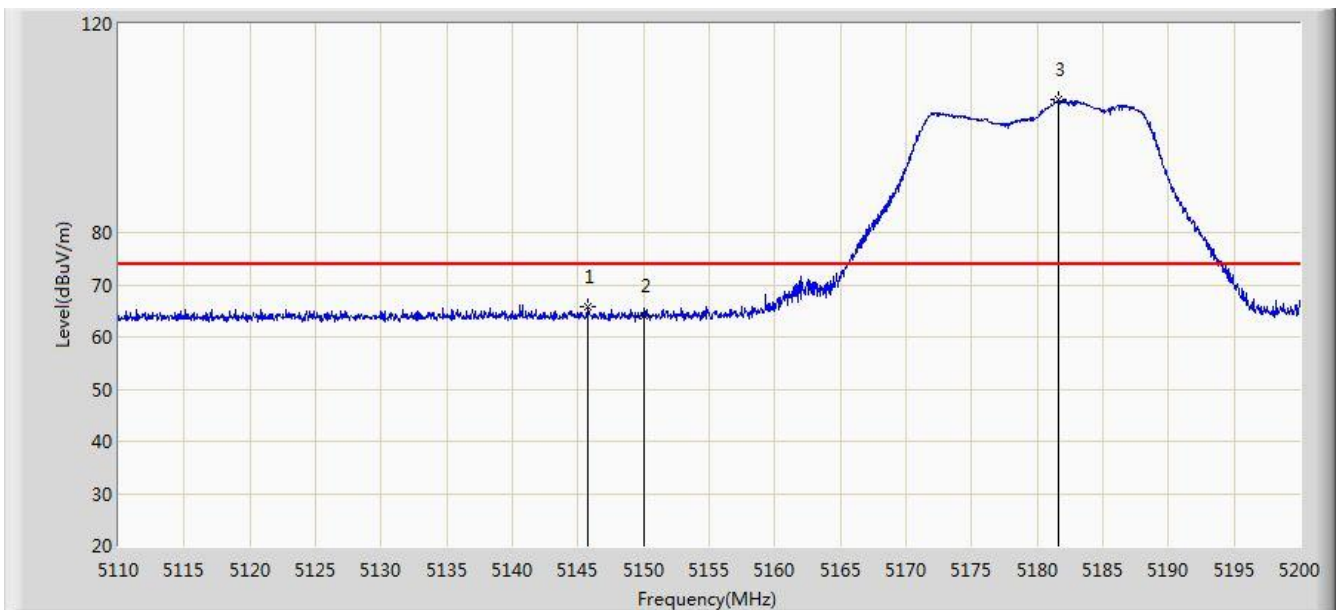


No	Flag	Mark	Frequency (MHz)	Measure Level (dBuV/m)	Reading Level (dBuV)	Over Limit (dB)	Limit (dBuV/m)	Factor (dB)	Type
1		*	5823.857	109.025	70.674	N/A	N/A	38.351	AV
2			5850.000	59.251	20.798	-18.949	78.200	38.454	AV
3			5851.645	59.777	21.320	-18.423	78.200	38.458	AV
4			5860.000	57.691	19.213	-10.509	68.200	38.478	AV
5			5861.382	57.982	19.501	-10.218	68.200	38.482	AV

Note: Measure Level (dB μ V/m) = Reading Level (dB μ V) + Factor (dB)

Factor (dB) = Cable Loss (dB) + Antenna Factor (dB/m).

Site: AC1	Time: 2015/02/11 - 15:37
Limit: FCC_Part15.209_RE(3m)	Engineer: Roy Cheng
Probe: BBHA9120D_1-18GHz	Polarity: Horizontal
EUT: WIFI dual band 4 GE LAN GPON HGU	Power: AC 120V/60Hz
Test Mode: Transmit at channel 5180MHz by 802.11n-HT20 Ant 0+1+2+3	

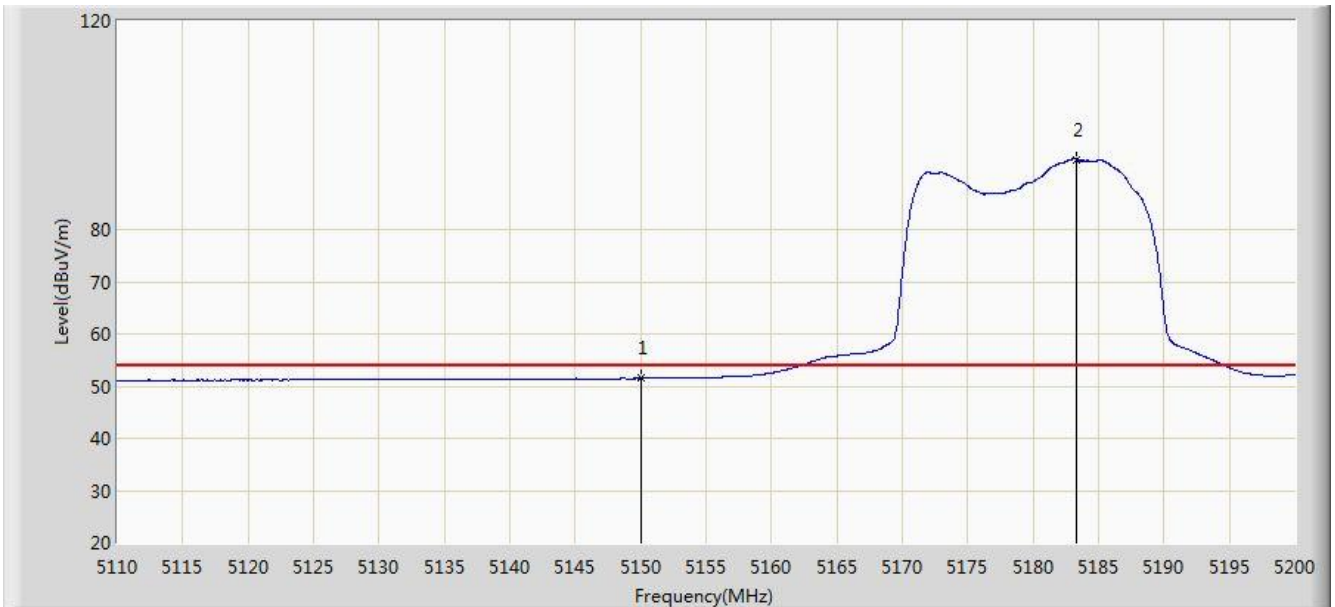


No	Flag	Mark	Frequency (MHz)	Measure Level (dBuV/m)	Reading Level (dBuV)	Over Limit (dB)	Limit (dBuV/m)	Factor (dB)	Type
1			5145.730	65.810	28.352	-8.190	74.000	37.458	PK
2			5150.000	64.007	26.555	-9.993	74.000	37.452	PK
3		*	5181.640	105.409	68.039	N/A	N/A	37.370	PK

Note: Measure Level (dB μ V/m) = Reading Level (dB μ V) + Factor (dB)

Factor (dB) = Cable Loss (dB) + Antenna Factor (dB/m).

Site: AC1	Time: 2015/02/11 - 15:39
Limit: FCC_Part15.209_RE(3m)	Engineer: Roy Cheng
Probe: BBHA9120D_1-18GHz	Polarity: Horizontal
EUT: WIFI dual band 4 GE LAN GPON HGU	Power: AC 120V/60Hz
Test Mode: Transmit at channel 5180MHz by 802.11n-HT20 Ant 0+1+2+3	

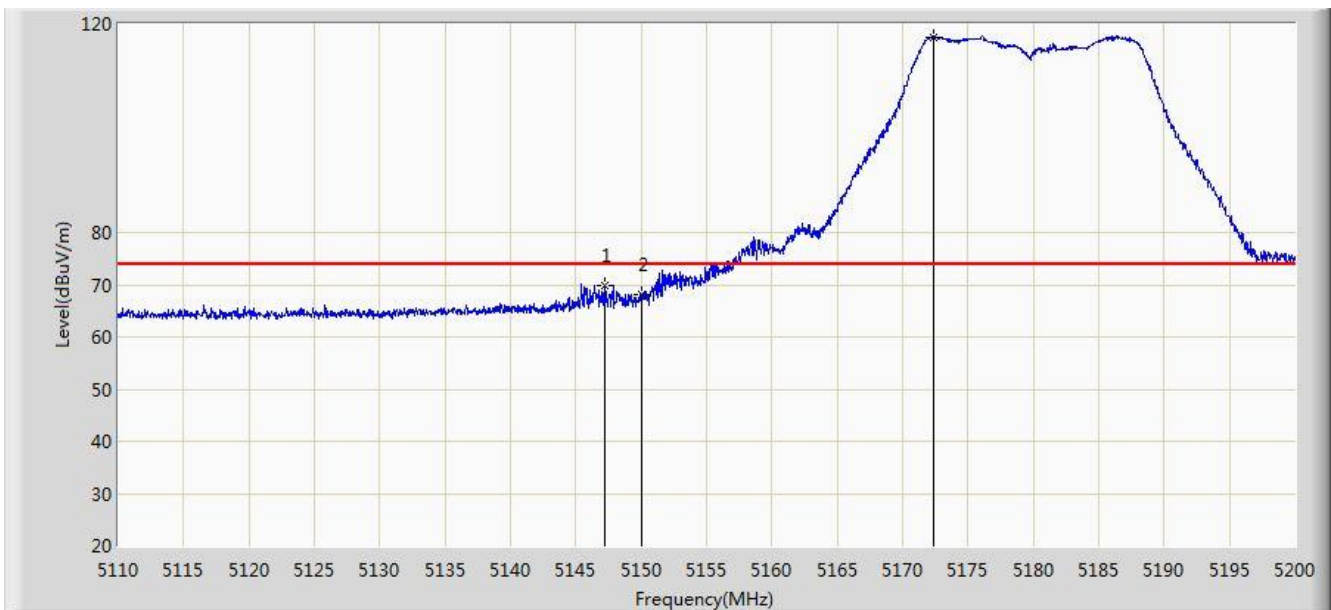


No	Flag	Mark	Frequency (MHz)	Measure Level (dBuV/m)	Reading Level (dBuV)	Over Limit (dB)	Limit (dBuV/m)	Factor (dB)	Type
1			5150.000	51.488	14.036	-2.512	54.000	37.452	AV
2		*	5183.305	93.466	56.100	N/A	N/A	37.366	AV

Note: Measure Level (dB μ V/m) = Reading Level (dB μ V) + Factor (dB)

Factor (dB) = Cable Loss (dB) + Antenna Factor (dB/m).

Site: AC1	Time: 2015/02/11 - 15:40
Limit: FCC_Part15.209_RE(3m)	Engineer: Roy Cheng
Probe: BBHA9120D_1-18GHz	Polarity: Vertical
EUT: WIFI dual band 4 GE LAN GPON HGU	Power: AC 120V/60Hz
Test Mode: Transmit at channel 5180MHz by 802.11n-HT20 Ant 0+1+2+3	

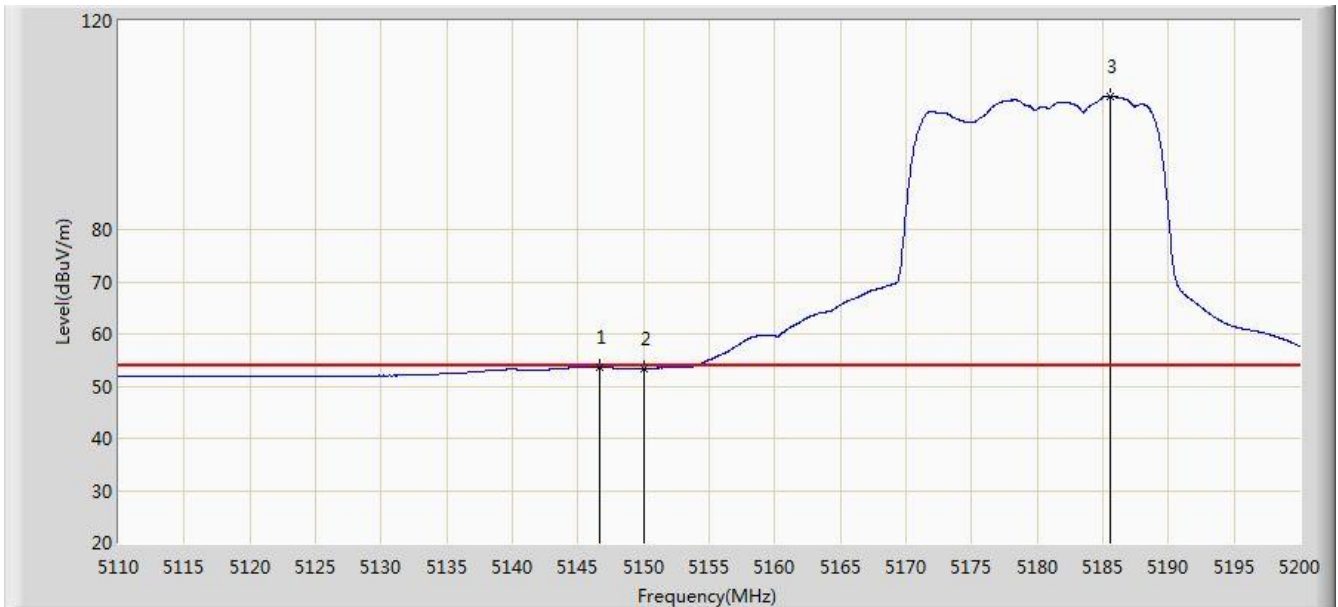


No	Flag	Mark	Frequency (MHz)	Measure Level (dBuV/m)	Reading Level (dBuV)	Over Limit (dB)	Limit (dBuV/m)	Factor (dB)	Type
1			5147.170	69.980	32.524	-4.020	74.000	37.456	PK
2			5150.000	68.024	30.572	-5.976	74.000	37.452	PK
3		*	5172.370	117.533	80.142	N/A	N/A	37.391	PK

Note: Measure Level (dB μ V/m) = Reading Level (dB μ V) + Factor (dB)

Factor (dB) = Cable Loss (dB) + Antenna Factor (dB/m).

Site: AC1	Time: 2015/02/11 - 15:42
Limit: FCC_Part15.209_RE(3m)	Engineer: Roy Cheng
Probe: BBHA9120D_1-18GHz	Polarity: Vertical
EUT: WIFI dual band 4 GE LAN GPON HGU	Power: AC 120V/60Hz
Test Mode: Transmit at channel 5180MHz by 802.11n-HT20 Ant 0+1+2+3	

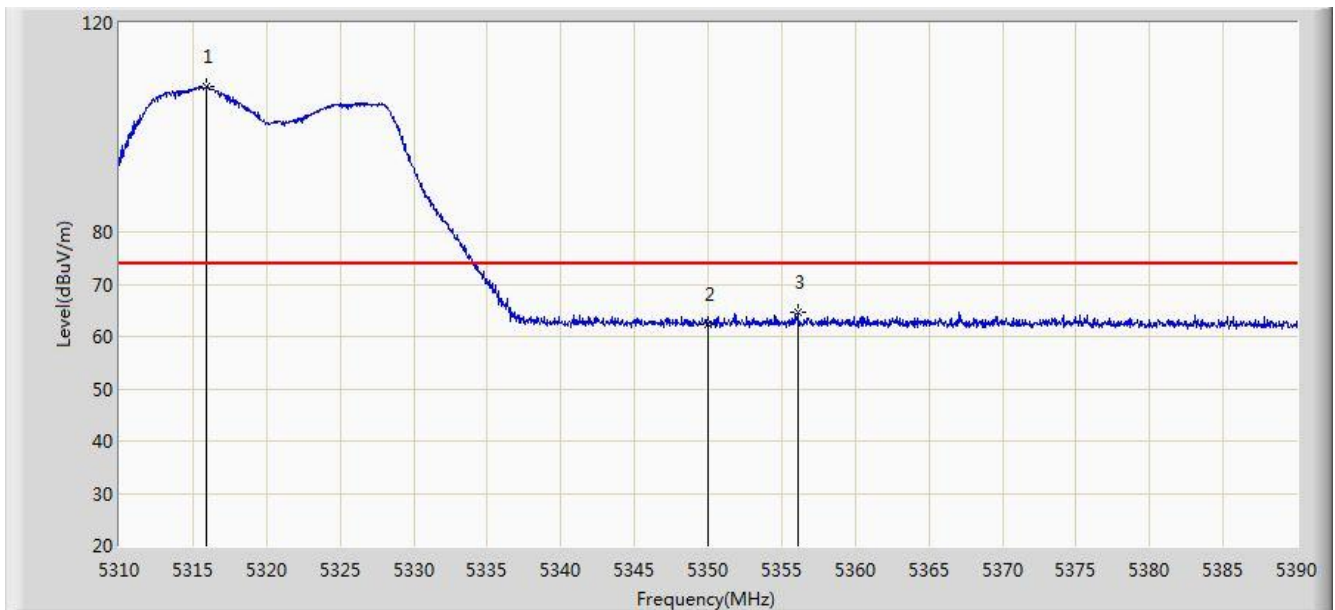


No	Flag	Mark	Frequency (MHz)	Measure Level (dBuV/m)	Reading Level (dBuV)	Over Limit (dB)	Limit (dBuV/m)	Factor (dB)	Type
1			5146.630	53.716	16.259	-0.284	54.000	37.457	AV
2			5150.000	53.313	15.861	-0.687	54.000	37.452	AV
3		*	5185.555	105.516	68.156	N/A	N/A	37.360	AV

Note: Measure Level (dB μ V/m) = Reading Level (dB μ V) + Factor (dB)

Factor (dB) = Cable Loss (dB) + Antenna Factor (dB/m).

Site: AC1	Time: 2014/07/15 - 20:27
Limit: FCC_Part15.209_RE(3m)	Engineer: Roy Cheng
Probe: BBHA9120D_1-18GHz	Polarity: Horizontal
EUT: WIFI dual band 4 GE LAN GPON HGU	Power: AC 120V/60Hz
Test Mode: Transmit by 802.11n-HT20 at channel 5320MHz Ant 0+1+2+3	

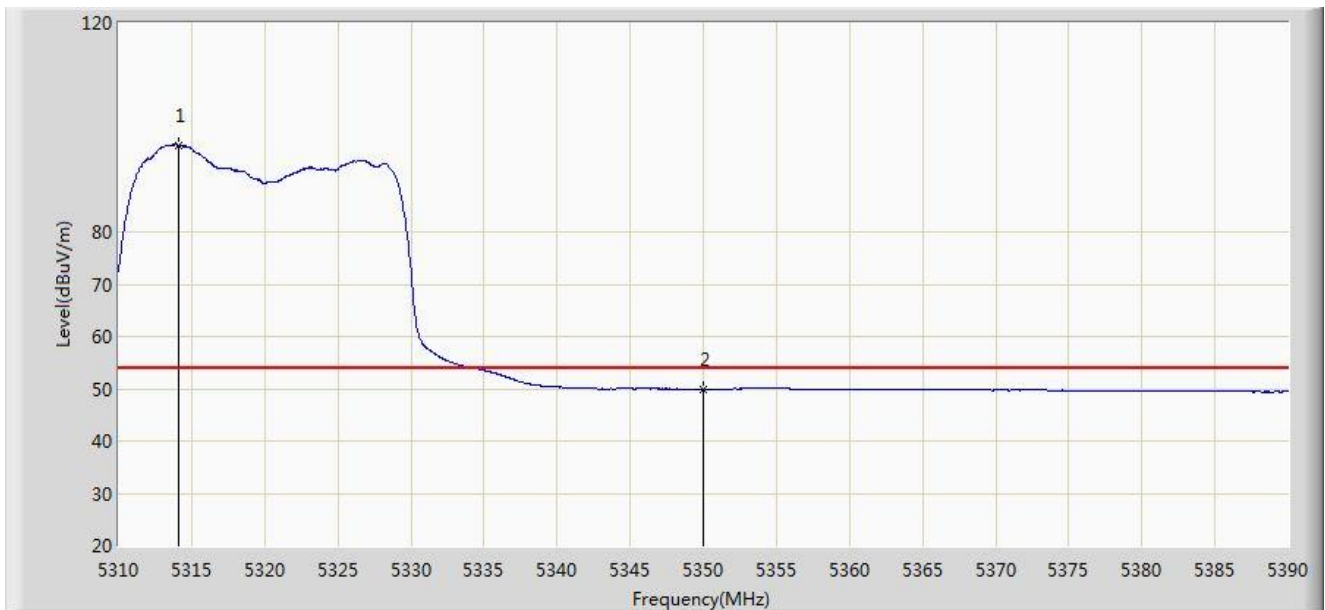


No	Flag	Mark	Frequency (MHz)	Measure Level (dBuV/m)	Reading Level (dBuV)	Over Limit (dB)	Limit (dBuV/m)	Factor (dB)	Type
1		*	5315.920	107.754	71.292	N/A	N/A	36.462	PK
2			5350.000	62.299	25.763	-11.701	74.000	36.536	PK
3			5356.120	64.528	27.978	-9.472	74.000	36.550	PK

Note: Measure Level (dB μ V/m) = Reading Level (dB μ V) + Factor (dB)

Factor (dB) = Cable Loss (dB) + Antenna Factor (dB/m).

Site: AC1	Time: 2014/07/15 - 20:29
Limit: FCC_Part15.209_RE(3m)	Engineer: Roy Cheng
Probe: BBHA9120D_1-18GHz	Polarity: Horizontal
EUT: WIFI dual band 4 GE LAN GPON HGU	Power: AC 120V/60Hz
Test Mode: Transmit by 802.11n-HT20 at channel 5320MHz Ant 0+1+2+3	

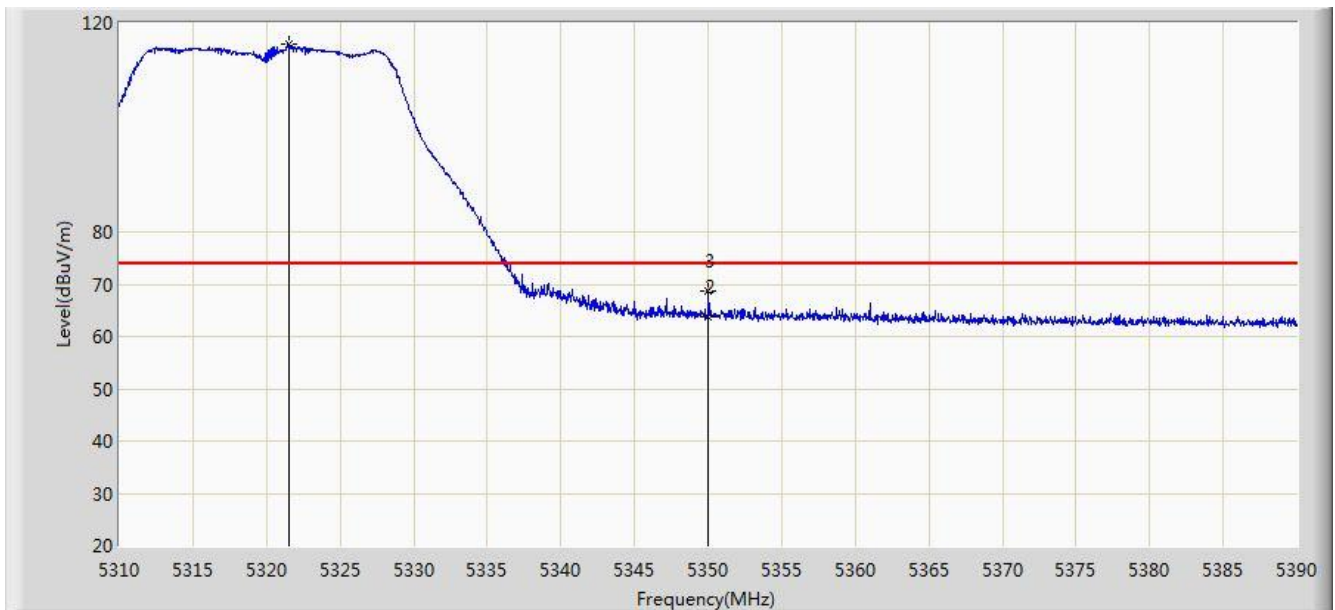


No	Flag	Mark	Frequency (MHz)	Measure Level (dBuV/m)	Reading Level (dBuV)	Over Limit (dB)	Limit (dBuV/m)	Factor (dB)	Type
1		*	5314.080	96.580	60.122	N/A	N/A	36.458	AV
2			5350.000	49.910	13.374	-4.090	54.000	36.536	AV

Note: Measure Level (dB μ V/m) = Reading Level (dB μ V) + Factor (dB)

Factor (dB) = Cable Loss (dB) + Antenna Factor (dB/m).

Site: AC1	Time: 2014/07/15 - 20:32
Limit: FCC_Part15.209_RE(3m)	Engineer: Roy Cheng
Probe: BBHA9120D_1-18GHz	Polarity: Vertical
EUT: WIFI dual band 4 GE LAN GPON HGU	Power: AC 120V/60Hz
Test Mode: Transmit by 802.11n-HT20 at channel 5320MHz Ant 0+1+2+3	

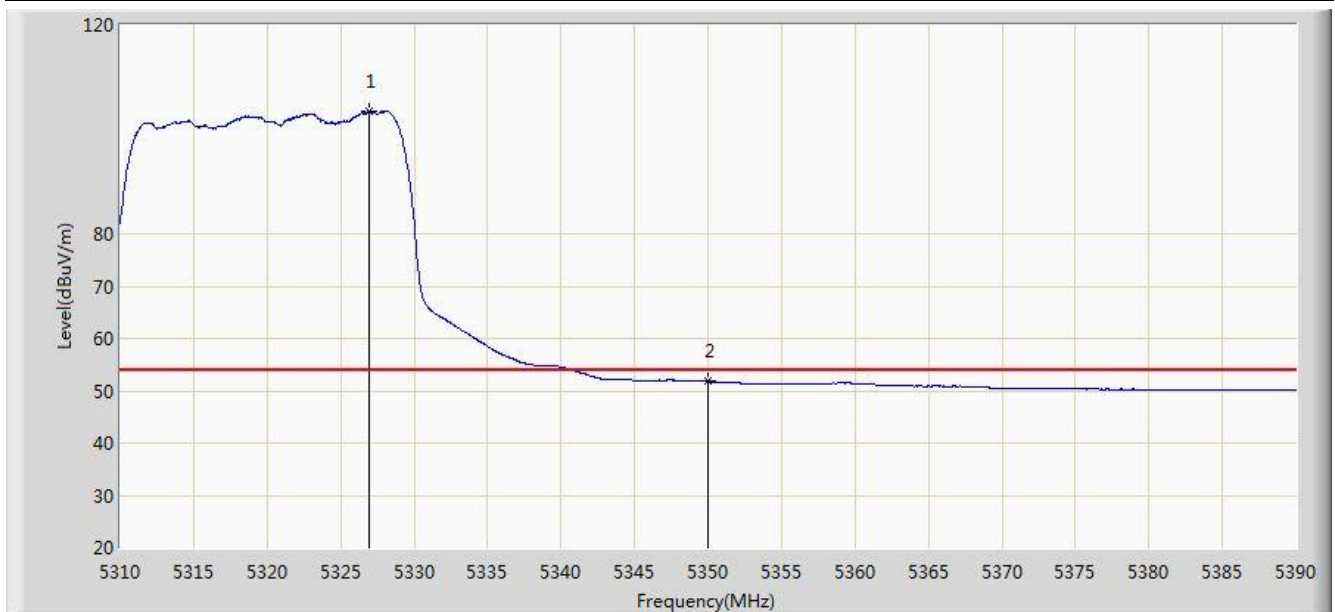


No	Flag	Mark	Frequency (MHz)	Measure Level (dBuV/m)	Reading Level (dBuV)	Over Limit (dB)	Limit (dBuV/m)	Factor (dB)	Type
1		*	5321.560	115.842	79.367	N/A	N/A	36.475	PK
2			5350.000	63.677	27.141	-10.323	74.000	36.536	PK
3			5350.040	68.667	32.131	-5.333	74.000	36.536	PK

Note: Measure Level (dB μ V/m) = Reading Level (dB μ V) + Factor (dB)

Factor (dB) = Cable Loss (dB) + Antenna Factor (dB/m).

Site: AC1	Time: 2014/07/15 - 20:34
Limit: FCC_Part15.209_RE(3m)	Engineer: Roy Cheng
Probe: BBHA9120D_1-18GHz	Polarity: Vertical
EUT: WIFI dual band 4 GE LAN GPON HGU	Power: AC 120V/60Hz
Test Mode: Transmit by 802.11n-HT20 at channel 5320MHz Ant 0+1+2+3	

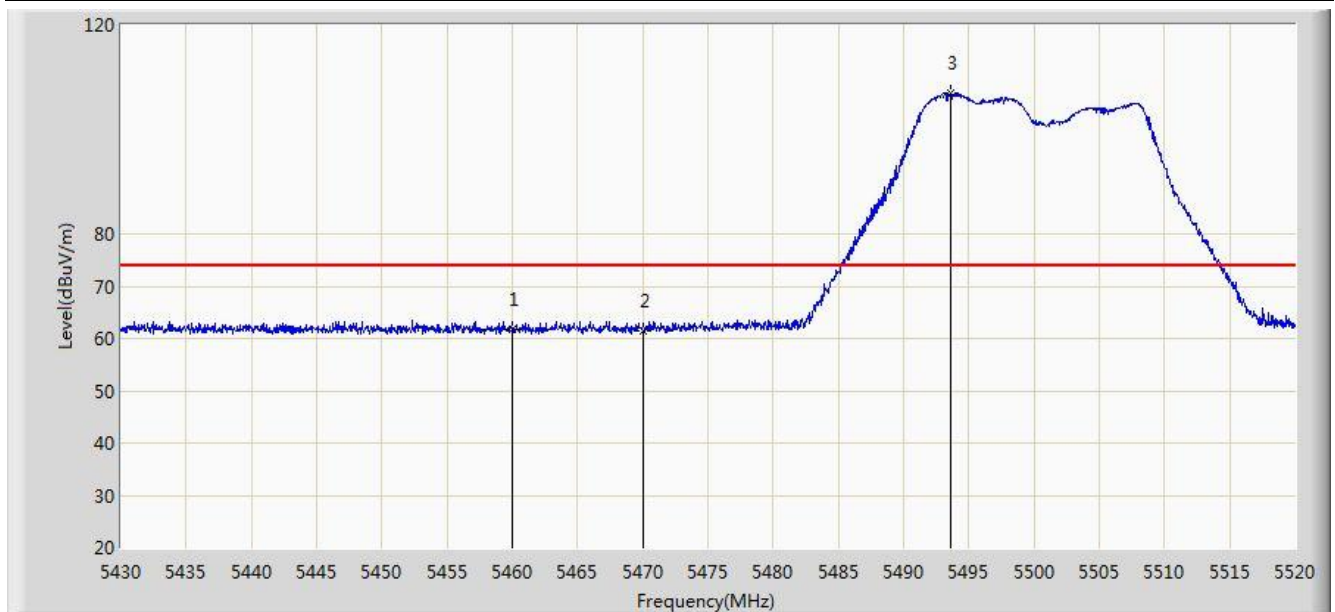


No	Flag	Mark	Frequency (MHz)	Measure Level (dBuV/m)	Reading Level (dBuV)	Over Limit (dB)	Limit (dBuV/m)	Factor (dB)	Type
1		*	5326.920	103.437	66.950	N/A	N/A	36.487	AV
2			5350.000	51.755	15.219	-2.245	54.000	36.536	AV

Note: Measure Level (dBuV/m) = Reading Level (dBuV) + Factor (dB)

Factor (dB) = Cable Loss (dB) + Antenna Factor (dB/m).

Site: AC1	Time: 2014/07/15 - 20:35
Limit: FCC_Part15.209_RE(3m)	Engineer: Roy Cheng
Probe: BBHA9120D_1-18GHz	Polarity: Horizontal
EUT: WIFI dual band 4 GE LAN GPON HGU	Power: AC 120V/60Hz
Test Mode: Transmit by 802.11n-HT20 at channel 5500MHz Ant 0+1+2+3	

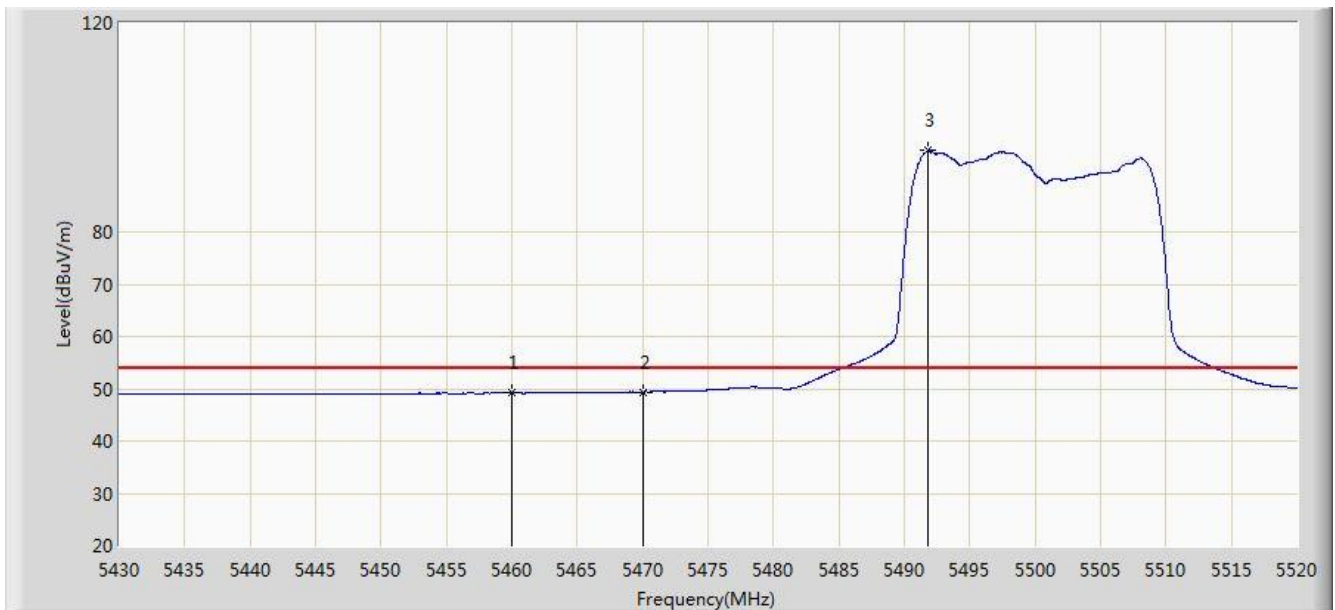


No	Flag	Mark	Frequency (MHz)	Measure Level (dBuV/m)	Reading Level (dBuV)	Over Limit (dB)	Limit (dBuV/m)	Factor (dB)	Type
1			5460.000	61.769	24.959	-12.231	74.000	36.810	PK
2			5470.000	61.467	24.642	-12.533	74.000	36.825	PK
3		*	5493.585	106.819	69.956	N/A	N/A	36.863	PK

Note: Measure Level (dB μ V/m) = Reading Level (dB μ V) + Factor (dB)

Factor (dB) = Cable Loss (dB) + Antenna Factor (dB/m).

Site: AC1	Time: 2014/07/15 - 20:37
Limit: FCC_Part15.209_RE(3m)	Engineer: Roy Cheng
Probe: BBHA9120D_1-18GHz	Polarity: Horizontal
EUT: WIFI dual band 4 GE LAN GPON HGU	Power: AC 120V/60Hz
Test Mode: Transmit by 802.11n-HT20 at channel 5500MHz Ant 0+1+2+3	

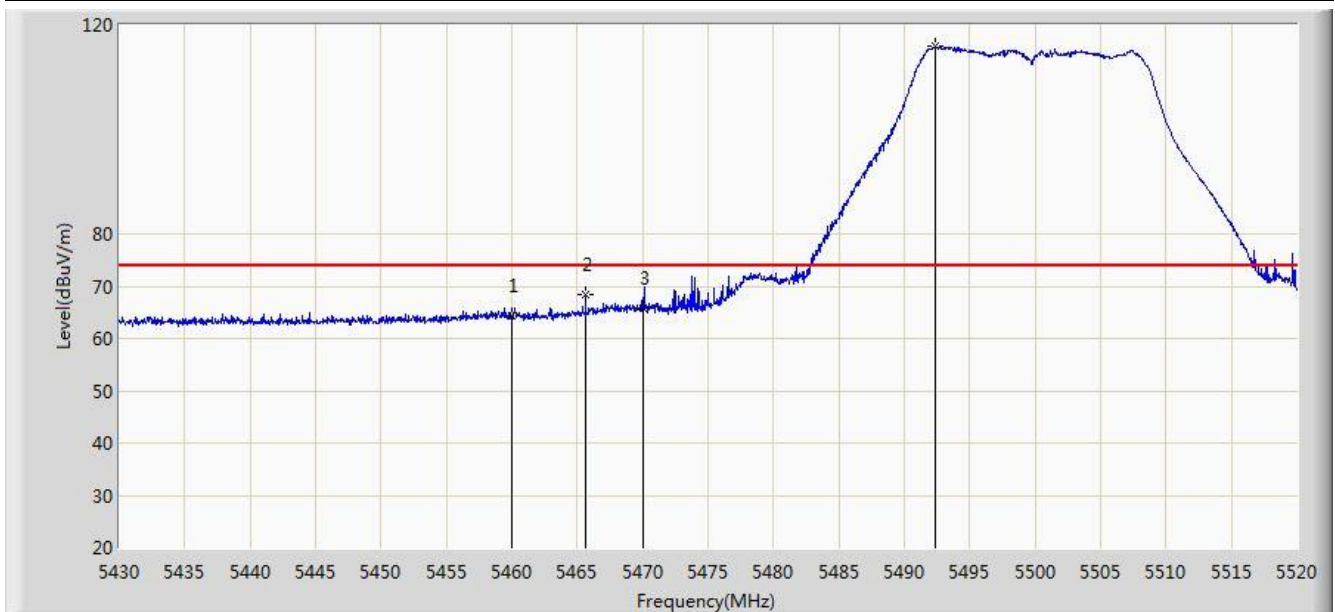


No	Flag	Mark	Frequency (MHz)	Measure Level (dBuV/m)	Reading Level (dBuV)	Over Limit (dB)	Limit (dBuV/m)	Factor (dB)	Type
1			5460.000	49.176	12.366	-4.824	54.000	36.810	AV
2			5470.000	49.385	12.560	-4.615	54.000	36.825	AV
3		*	5491.830	95.516	58.656	N/A	N/A	36.859	AV

Note: Measure Level (dB μ V/m) = Reading Level (dB μ V) + Factor (dB)

Factor (dB) = Cable Loss (dB) + Antenna Factor (dB/m).

Site: AC1	Time: 2014/07/15 - 20:40
Limit: FCC_Part15.209_RE(3m)	Engineer: Roy Cheng
Probe: BBHA9120D_1-18GHz	Polarity: Vertical
EUT: WIFI dual band 4 GE LAN GPON HGU	Power: AC 120V/60Hz
Test Mode: Transmit by 802.11n-HT20 at channel 5500MHz Ant 0+1+2+3	

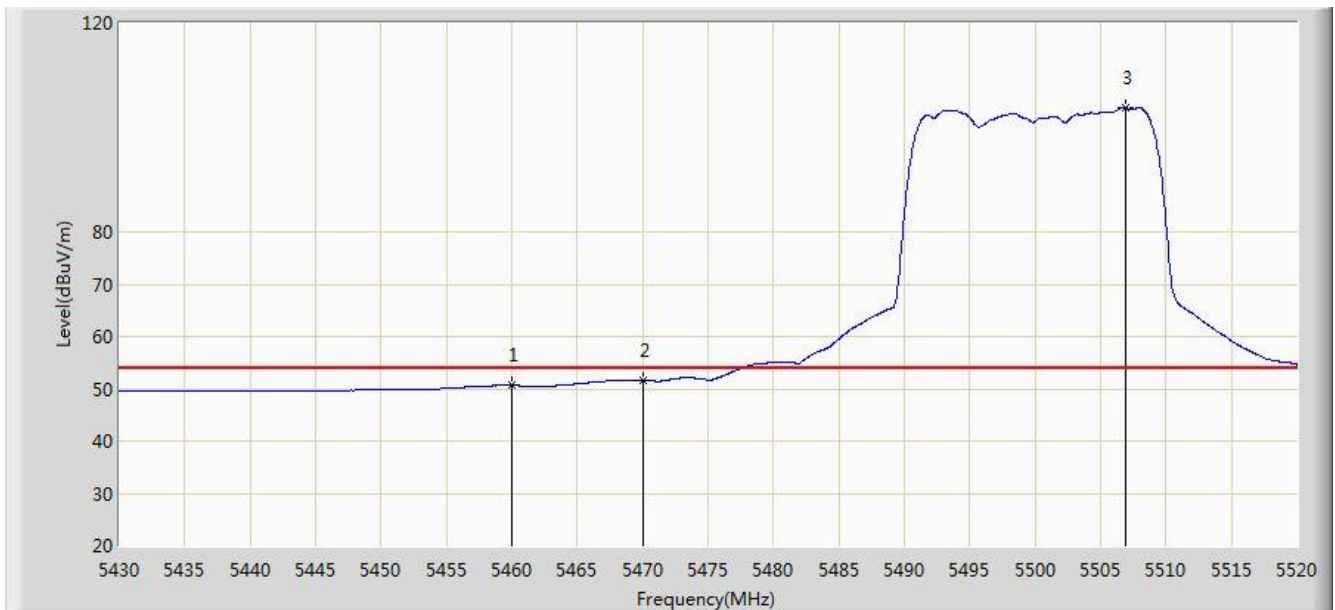


No	Flag	Mark	Frequency (MHz)	Measure Level (dBuV/m)	Reading Level (dBuV)	Over Limit (dB)	Limit (dBuV/m)	Factor (dB)	Type
1			5460.000	64.347	27.537	-9.653	74.000	36.810	PK
2			5465.640	68.550	31.732	-5.450	74.000	36.818	PK
3			5470.000	65.732	28.907	-8.268	74.000	36.825	PK
4		*	5492.370	115.843	78.982	N/A	N/A	36.861	PK

Note: Measure Level (dBuV/m) = Reading Level (dBuV) + Factor (dB)

Factor (dB) = Cable Loss (dB) + Antenna Factor (dB/m).

Site: AC1	Time: 2014/07/15 - 20:54
Limit: FCC_Part15.209_RE(3m)	Engineer: Roy Cheng
Probe: BBHA9120D_1-18GHz	Polarity: Vertical
EUT: WIFI dual band 4 GE LAN GPON HGU	Power: AC 120V/60Hz
Test Mode: Transmit by 802.11n-HT20 at channel 5500MHz Ant 0+1+2+3	

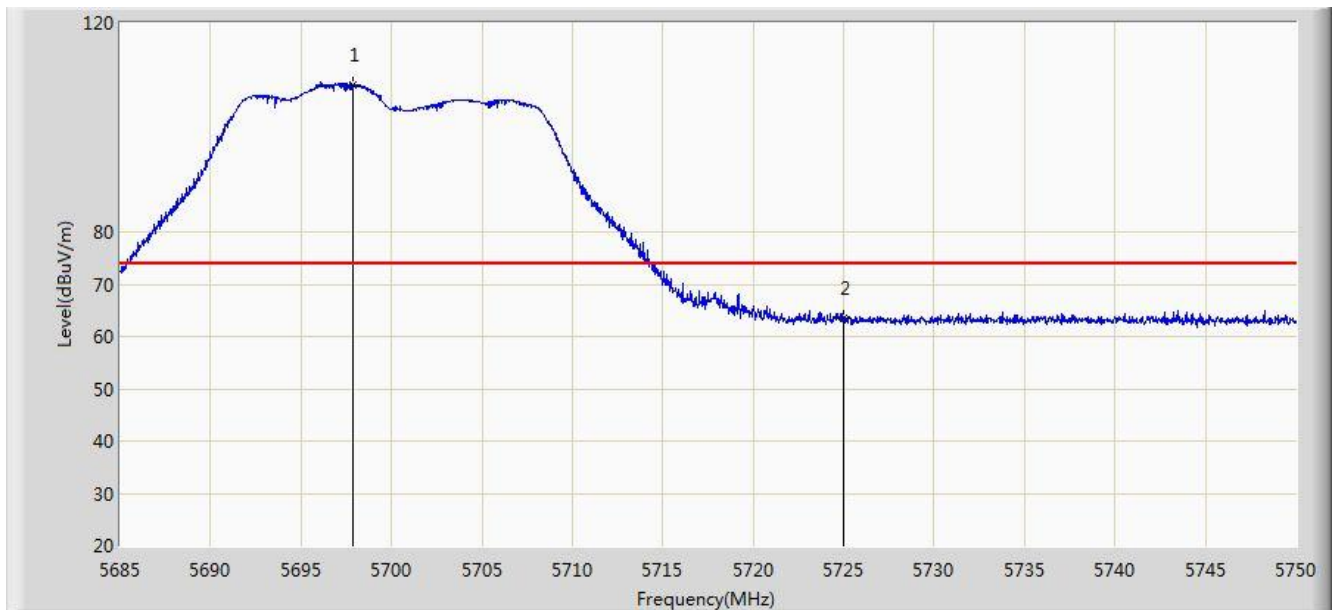


No	Flag	Mark	Frequency (MHz)	Measure Level (dBuV/m)	Reading Level (dBuV)	Over Limit (dB)	Limit (dBuV/m)	Factor (dB)	Type
1			5460.000	50.692	13.882	-3.308	54.000	36.810	AV
2			5470.000	51.547	14.722	-2.453	54.000	36.825	AV
3		*	5506.950	103.809	66.921	N/A	N/A	36.888	AV

Note: Measure Level (dB μ V/m) = Reading Level (dB μ V) + Factor (dB)

Factor (dB) = Cable Loss (dB) + Antenna Factor (dB/m).

Site: AC1	Time: 2014/07/15 - 21:31
Limit: FCC_Part15.209_RE(3m)	Engineer: Roy Cheng
Probe: BBHA9120D_1-18GHz	Polarity: Horizontal
EUT: WIFI dual band 4 GE LAN GPON HGU	Power: AC 120V/60Hz
Test Mode: Transmit by 802.11n-HT20 at channel 5700MHz Ant 0+1+2+3	

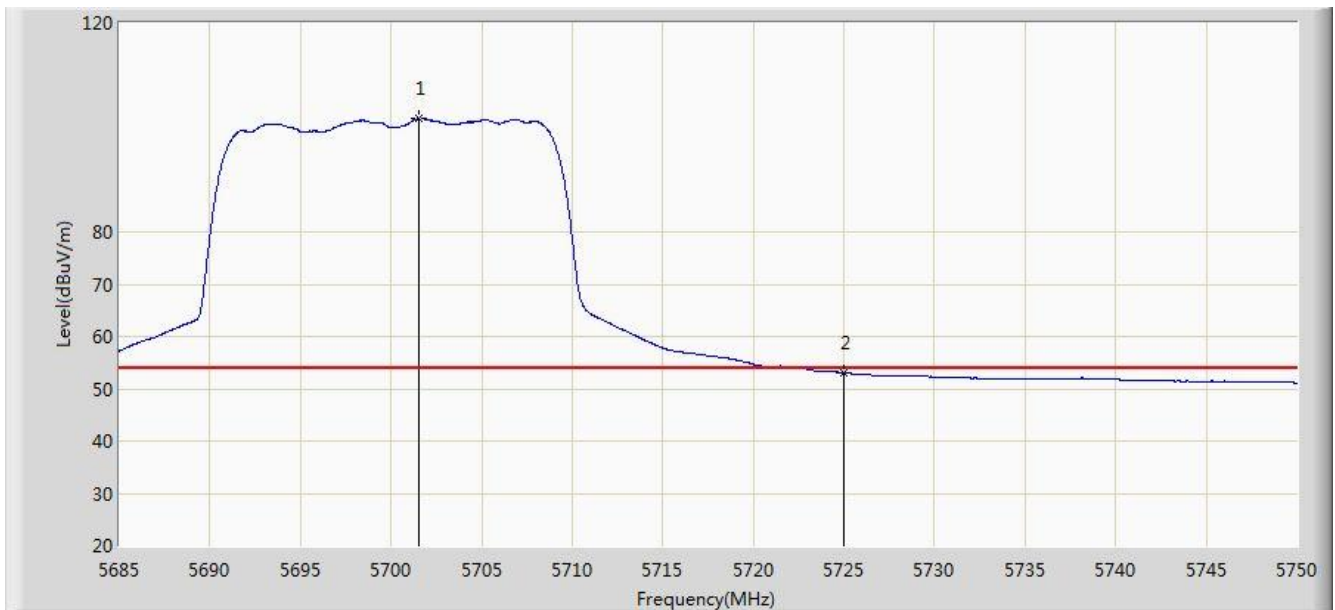


No	Flag	Mark	Frequency (MHz)	Measure Level (dBuV/m)	Reading Level (dBuV)	Over Limit (dB)	Limit (dBuV/m)	Factor (dB)	Type
1		*	5697.902	108.237	71.042	N/A	N/A	37.195	PK
2			5725.000	63.580	26.275	-10.420	74.000	37.305	PK

Note: Measure Level (dBuV/m) = Reading Level (dBuV) + Factor (dB)

Factor (dB) = Cable Loss (dB) + Antenna Factor (dB/m).

Site: AC1	Time: 2014/07/15 - 21:42
Limit: FCC_Part15.209_RE(3m)	Engineer: Roy Cheng
Probe: BBHA9120D_1-18GHz	Polarity: Vertical
EUT: WIFI dual band 4 GE LAN GPON HGU	Power: AC 120V/60Hz
Test Mode: Transmit by 802.11n-HT20 at channel 5700MHz Ant 0+1+2+3	

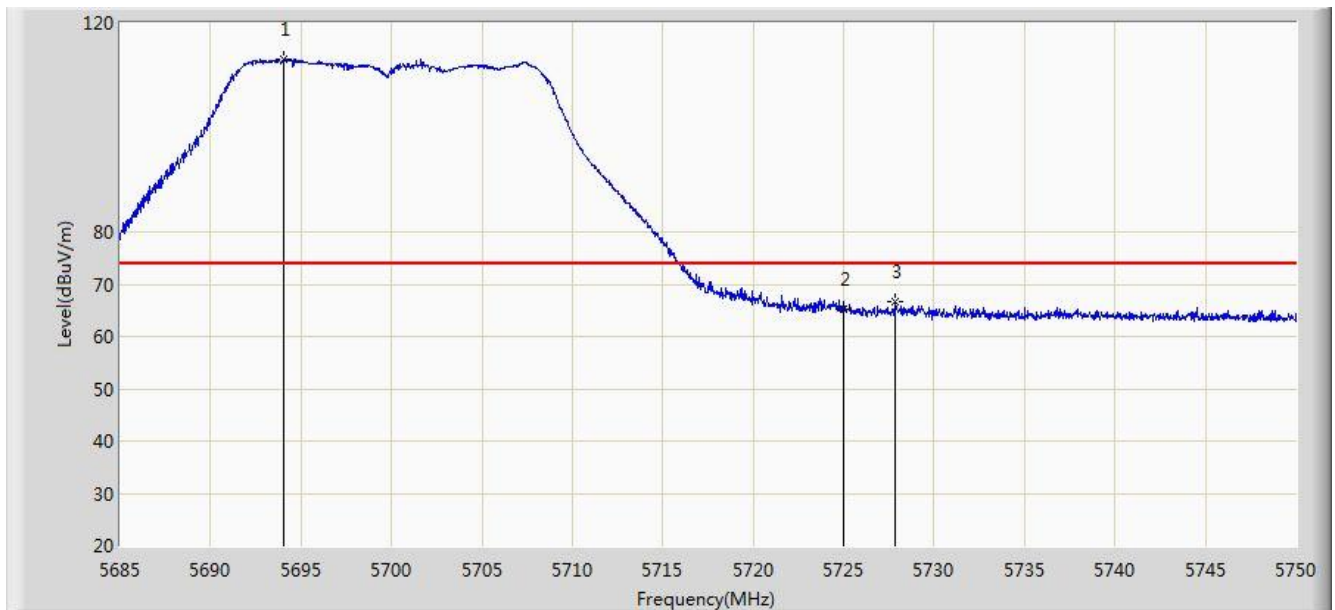


No	Flag	Mark	Frequency (MHz)	Measure Level (dBuV/m)	Reading Level (dBuV)	Over Limit (dB)	Limit (dBuV/m)	Factor (dB)	Type
1		*	5701.542	101.602	64.395	N/A	N/A	37.207	AV
2			5725.000	53.091	15.786	-0.909	54.000	37.305	AV

Note: Measure Level (dB μ V/m) = Reading Level (dB μ V) + Factor (dB)

Factor (dB) = Cable Loss (dB) + Antenna Factor (dB/m).

Site: AC1	Time: 2014/07/15 - 21:45
Limit: FCC_Part15.209_RE(3m)	Engineer: Roy Cheng
Probe: BBHA9120D_1-18GHz	Polarity: Vertical
EUT: WIFI dual band 4 GE LAN GPON HGU	Power: AC 120V/60Hz
Test Mode: Transmit by 802.11n-HT20 at channel 5700MHz Ant 0+1+2+3	

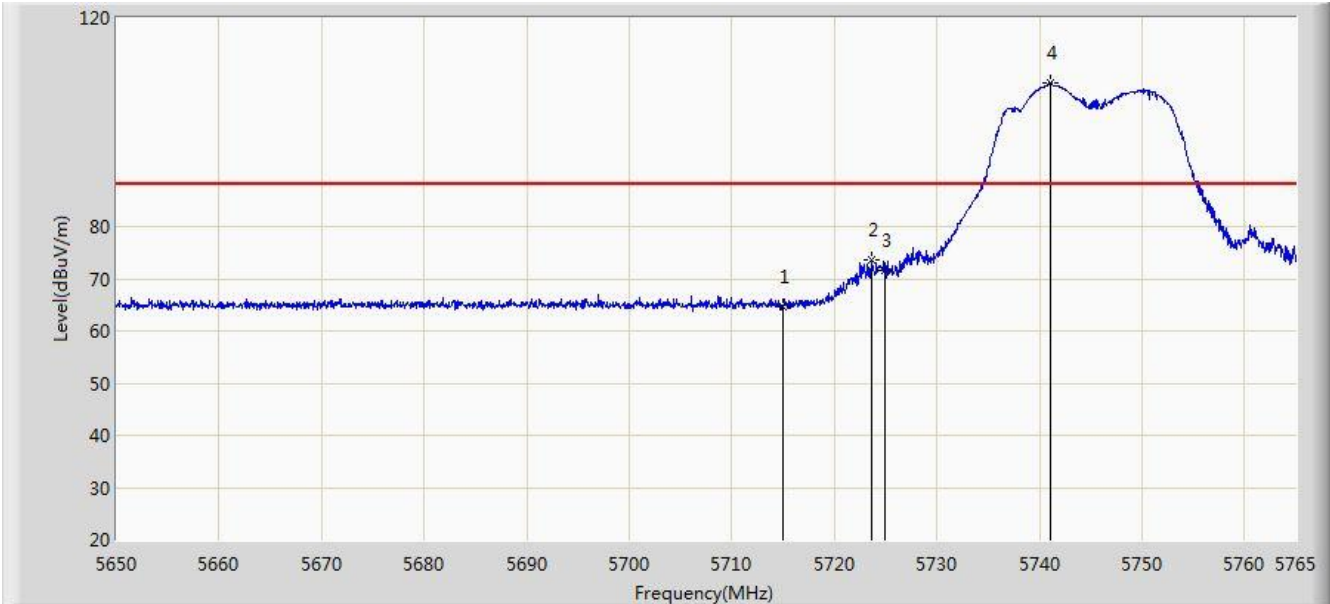


No	Flag	Mark	Frequency (MHz)	Measure Level (dBuV/m)	Reading Level (dBuV)	Over Limit (dB)	Limit (dBuV/m)	Factor (dB)	Type
1		*	5694.067	113.001	75.819	N/A	N/A	37.182	PK
2			5725.000	65.247	27.942	-8.753	74.000	37.305	PK
3			5727.868	66.653	29.337	-7.347	74.000	37.316	PK

Note: Measure Level (dB μ V/m) = Reading Level (dB μ V) + Factor (dB)

Factor (dB) = Cable Loss (dB) + Antenna Factor (dB/m).

Site: AC1	Time: 2015/02/11 - 15:44
Limit: FCC 15.407	Engineer: Roy Cheng
Probe: BBHA9120D_1-18GHz	Polarity: Horizontal
EUT: WIFI dual band 4 GE LAN GPON HGU	Power: AC 120V/60Hz
Test Mode: Transmit at channel 5745MHz by 802.11n-HT20 Ant 0+1+2+3	

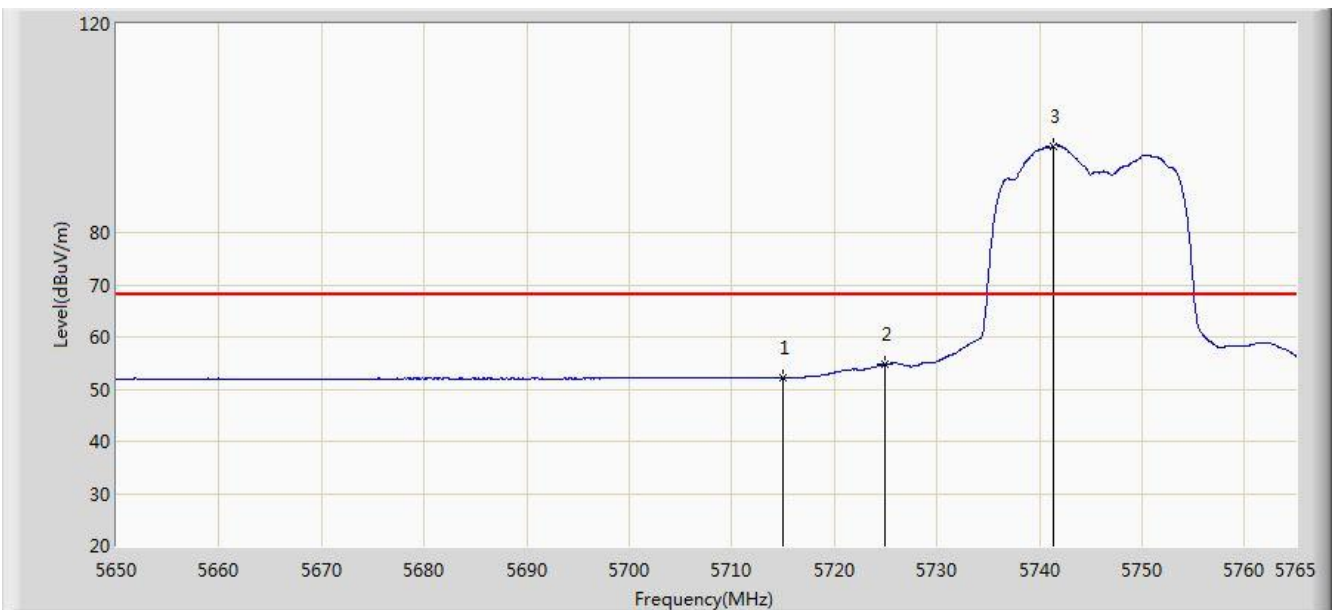


No	Flag	Mark	Frequency (MHz)	Measure Level (dBuV/m)	Reading Level (dBuV)	Over Limit (dB)	Limit (dBuV/m)	Factor (dB)	Type
1			5715.000	64.754	26.805	-23.446	88.200	37.949	PK
2			5723.658	73.626	35.642	-24.574	98.200	37.984	PK
3			5725.000	71.544	33.554	-26.656	98.200	37.990	PK
4		*	5741.138	107.575	69.520	N/A	N/A	38.055	PK

Note: Measure Level (dB μ V/m) = Reading Level (dB μ V) + Factor (dB)

Factor (dB) = Cable Loss (dB) + Antenna Factor (dB/m).

Site: AC1	Time: 2015/02/11 - 15:47
Limit: FCC 15.407	Engineer: Roy Cheng
Probe: BBHA9120D_1-18GHz	Polarity: Horizontal
EUT: WIFI dual band 4 GE LAN GPON HGU	Power: AC 120V/60Hz
Test Mode: Transmit at channel 5745MHz by 802.11n-HT20 Ant 0+1+2+3	

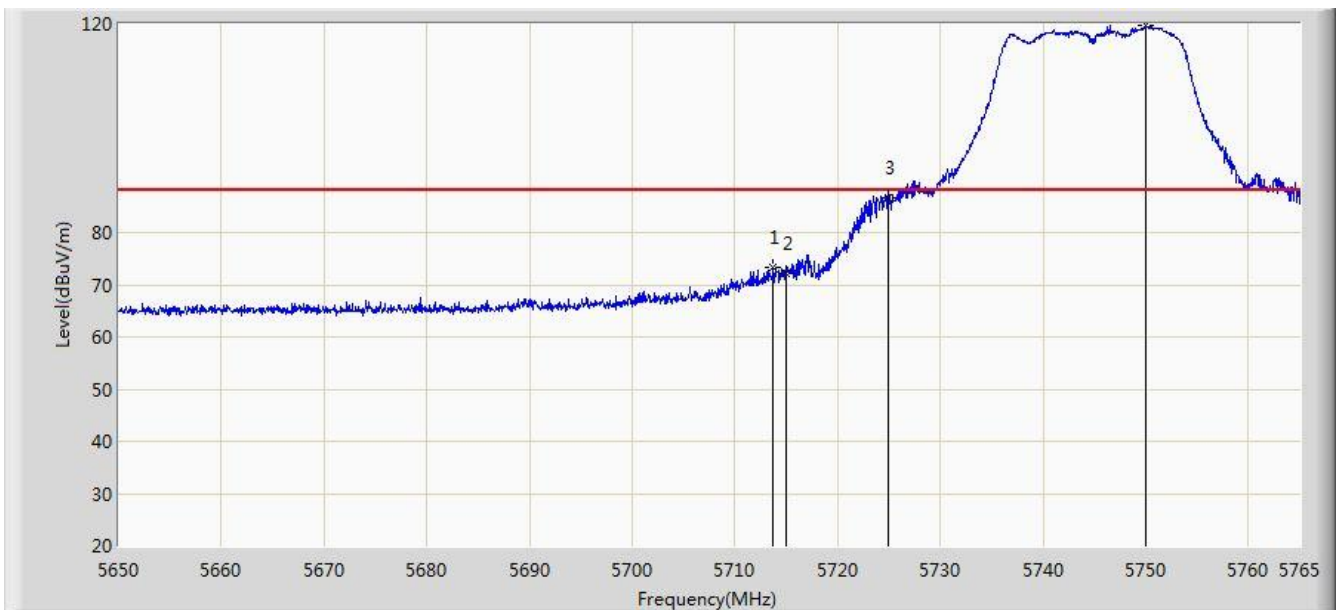


No	Flag	Mark	Frequency (MHz)	Measure Level (dBuV/m)	Reading Level (dBuV)	Over Limit (dB)	Limit (dBuV/m)	Factor (dB)	Type
1			5715.000	52.174	14.225	-16.026	68.200	37.949	AV
2			5725.000	54.763	16.773	-23.437	78.200	37.990	AV
3		*	5741.310	96.567	58.511	N/A	N/A	38.056	AV

Note: Measure Level (dB μ V/m) = Reading Level (dB μ V) + Factor (dB)

Factor (dB) = Cable Loss (dB) + Antenna Factor (dB/m).

Site: AC1	Time: 2015/02/11 - 15:49
Limit: FCC 15.407	Engineer: Roy Cheng
Probe: BBHA9120D_1-18GHz	Polarity: Vertical
EUT: WIFI dual band 4 GE LAN GPON HGU	Power: AC 120V/60Hz
Test Mode: Transmit at channel 5745MHz by 802.11n-HT20 Ant 0+1+2+3	

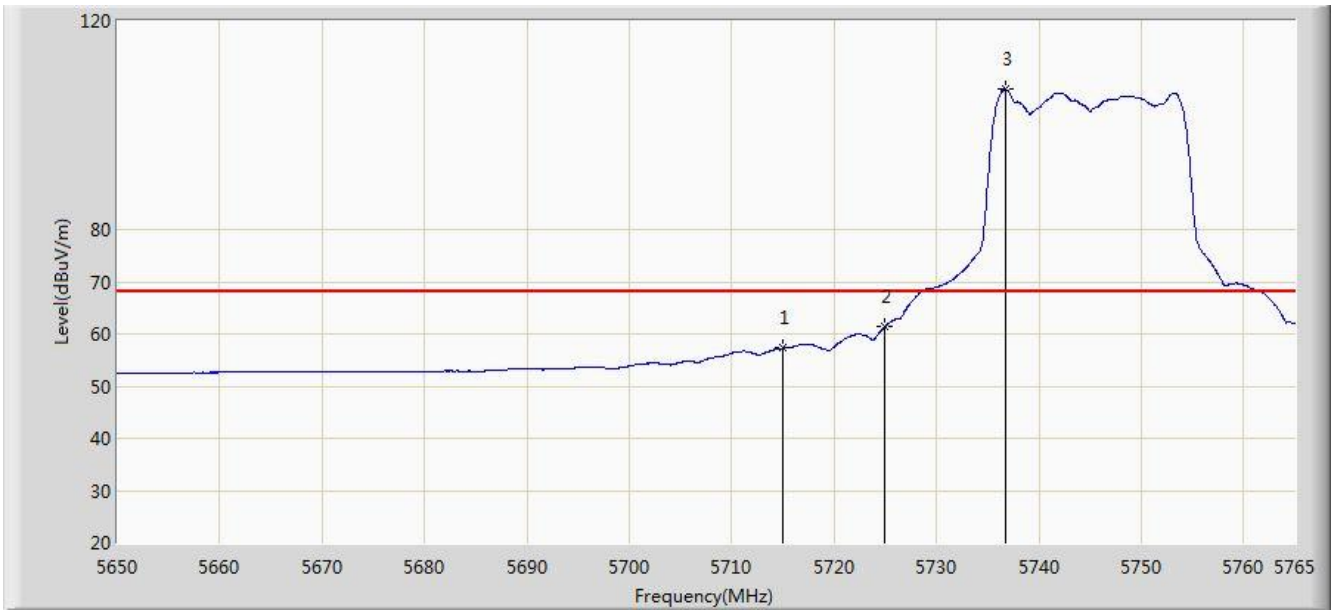


No	Flag	Mark	Frequency (MHz)	Measure Level (dBuV/m)	Reading Level (dBuV)	Over Limit (dB)	Limit (dBuV/m)	Factor (dB)	Type
1			5713.710	73.434	35.490	-14.766	88.200	37.944	PK
2			5715.000	72.144	34.195	-16.056	88.200	37.949	PK
3			5725.000	86.763	48.773	-11.437	98.200	37.990	PK
4		*	5750.050	119.609	81.513	N/A	N/A	38.096	PK

Note: Measure Level (dB μ V/m) = Reading Level (dB μ V) + Factor (dB)

Factor (dB) = Cable Loss (dB) + Antenna Factor (dB/m).

Site: AC1	Time: 2015/02/11 - 15:51
Limit: FCC 15.407	Engineer: Roy Cheng
Probe: BBHA9120D_1-18GHz	Polarity: Vertical
EUT: WIFI dual band 4 GE LAN GPON HGU	Power: AC 120V/60Hz
Test Mode: Transmit at channel 5745MHz by 802.11n-HT20 Ant 0+1+2+3	

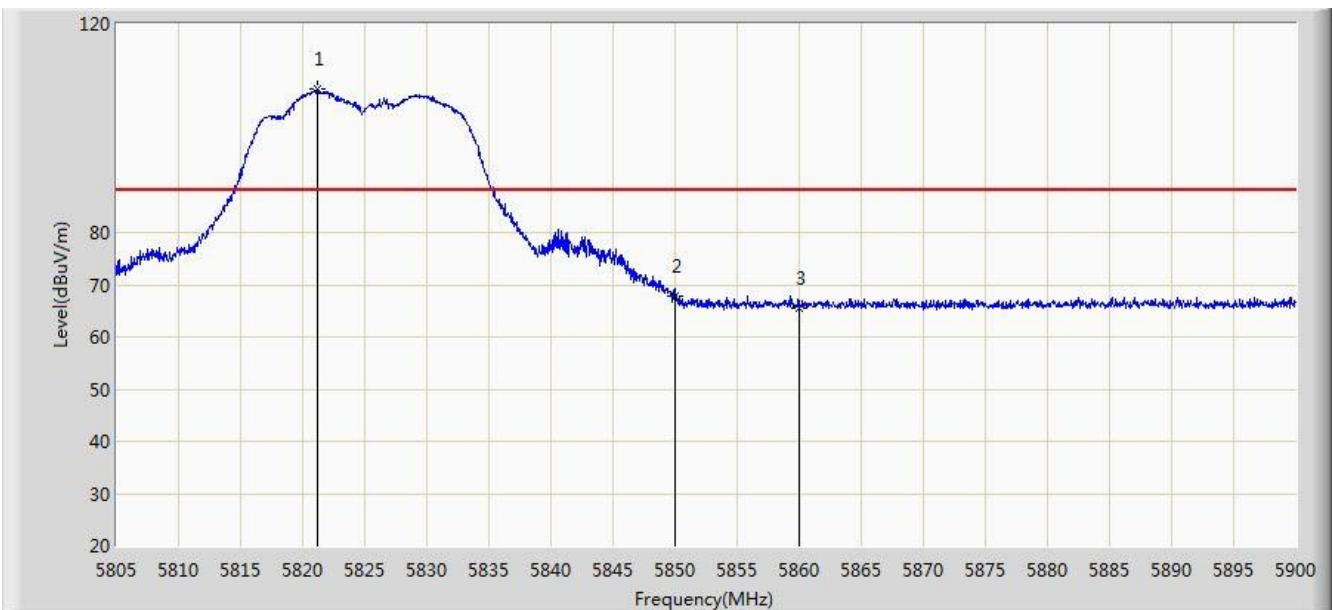


No	Flag	Mark	Frequency (MHz)	Measure Level (dBuV/m)	Reading Level (dBuV)	Over Limit (dB)	Limit (dBuV/m)	Factor (dB)	Type
1			5715.000	57.247	19.298	-10.953	68.200	37.949	AV
2			5725.000	61.379	23.389	-16.821	78.200	37.990	AV
3		*	5736.710	106.966	68.928	N/A	N/A	38.038	AV

Note: Measure Level (dB μ V/m) = Reading Level (dB μ V) + Factor (dB)

Factor (dB) = Cable Loss (dB) + Antenna Factor (dB/m).

Site: AC1	Time: 2015/02/11 - 15:53
Limit: FCC 15.407	Engineer: Roy Cheng
Probe: BBHA9120D_1-18GHz	Polarity: Horizontal
EUT: WIFI dual band 4 GE LAN GPON HGU	Power: AC 120V/60Hz
Test Mode: Transmit at channel 5825MHz by 802.11n-HT20 Ant 0+1+2+3	

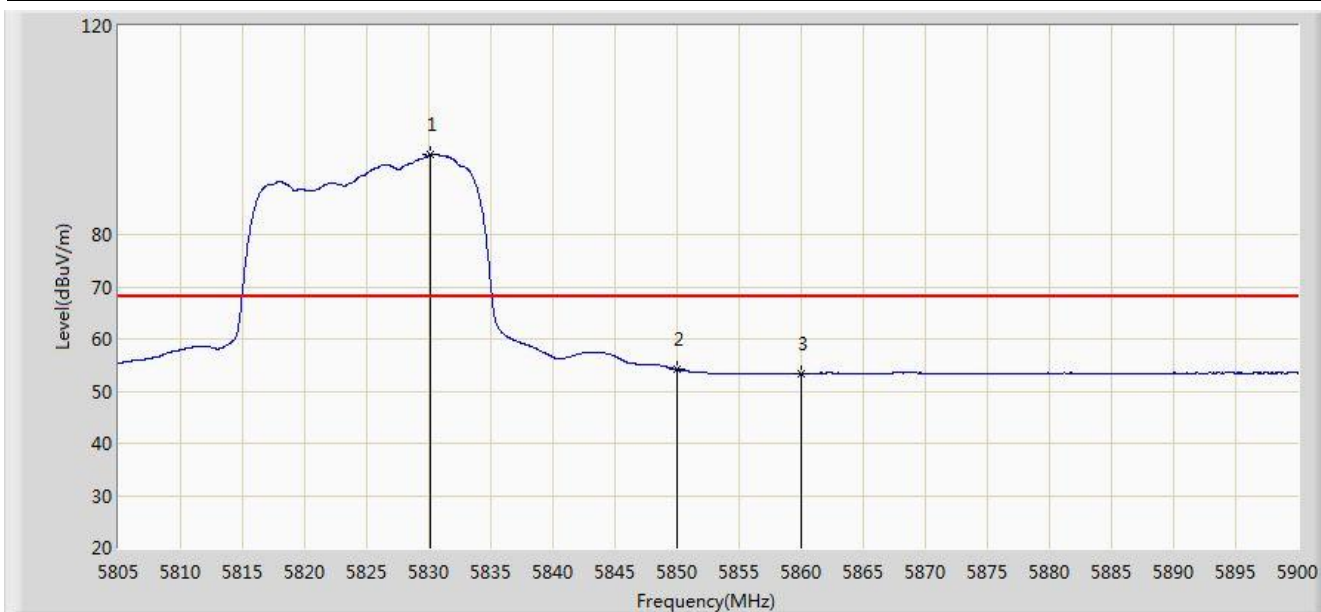


No	Flag	Mark	Frequency (MHz)	Measure Level (dBuV/m)	Reading Level (dBuV)	Over Limit (dB)	Limit (dBuV/m)	Factor (dB)	Type
1		*	5821.150	107.563	69.223	N/A	N/A	38.340	PK
2			5850.000	67.921	29.468	-30.279	98.200	38.454	PK
3			5860.000	65.383	26.905	-22.817	88.200	38.478	PK

Note: Measure Level (dB μ V/m) = Reading Level (dB μ V) + Factor (dB)

Factor (dB) = Cable Loss (dB) + Antenna Factor (dB/m).

Site: AC1	Time: 2015/02/11 - 15:54
Limit: FCC 15.407	Engineer: Roy Cheng
Probe: BBHA9120D_1-18GHz	Polarity: Horizontal
EUT: WIFI dual band 4 GE LAN GPON HGU	Power: AC 120V/60Hz
Test Mode: Transmit at channel 5825MHz by 802.11n-HT20 Ant 0+1+2+3	

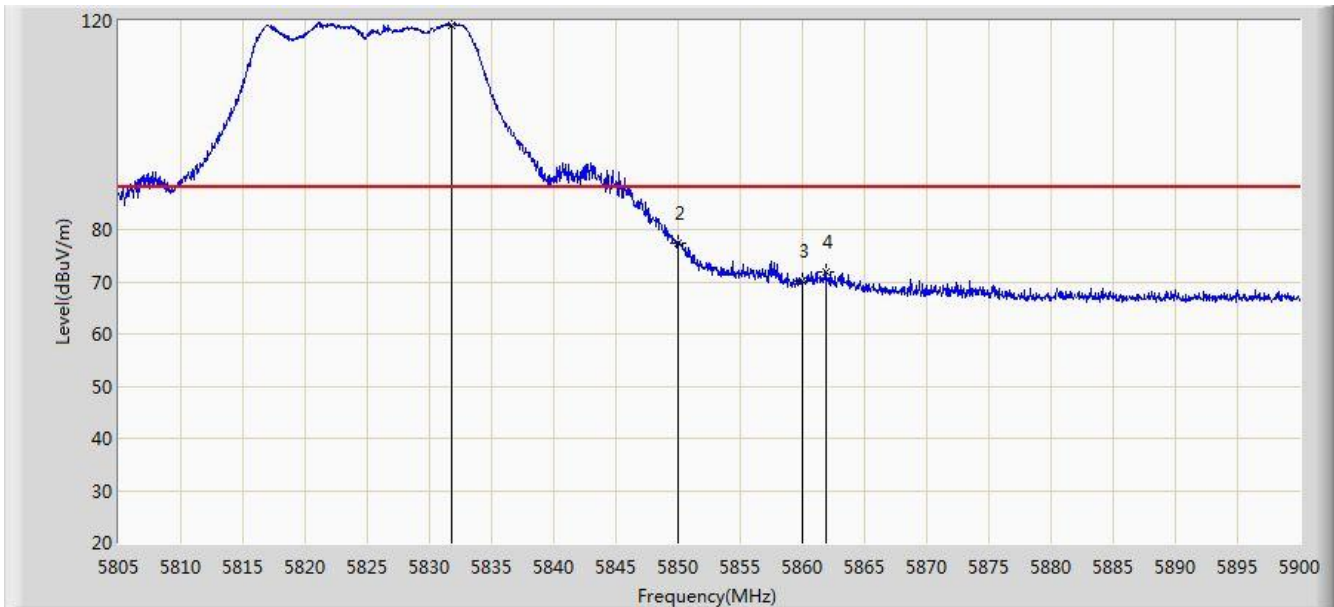


No	Flag	Mark	Frequency (MHz)	Measure Level (dBuV/m)	Reading Level (dBuV)	Over Limit (dB)	Limit (dBuV/m)	Factor (dB)	Type
1		*	5830.080	95.319	56.942	N/A	N/A	38.377	AV
2			5850.000	54.205	15.752	-23.995	78.200	38.454	AV
3			5860.000	53.457	14.979	-14.743	68.200	38.478	AV

Note: Measure Level (dB μ V/m) = Reading Level (dB μ V) + Factor (dB)

Factor (dB) = Cable Loss (dB) + Antenna Factor (dB/m).

Site: AC1	Time: 2015/02/11 - 15:56
Limit: FCC 15.407	Engineer: Roy Cheng
Probe: BBHA9120D_1-18GHz	Polarity: Vertical
EUT: WIFI dual band 4 GE LAN GPON HGU	Power: AC 120V/60Hz
Test Mode: Transmit at channel 5825MHz by 802.11n-HT20 Ant 0+1+2+3	

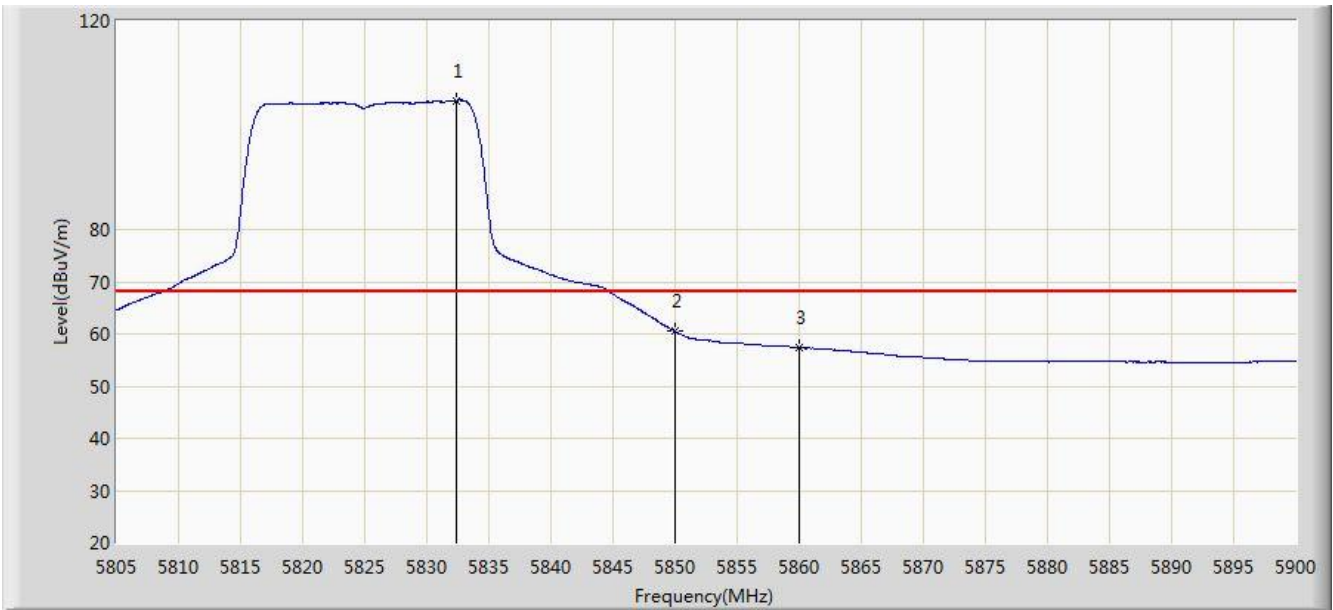


No	Flag	Mark	Frequency (MHz)	Measure Level (dBuV/m)	Reading Level (dBuV)	Over Limit (dB)	Limit (dBuV/m)	Factor (dB)	Type
1		*	5831.790	119.248	80.864	N/A	N/A	38.385	PK
2			5850.000	77.483	39.030	-20.717	98.200	38.454	PK
3			5860.000	70.179	31.701	-18.021	88.200	38.478	PK
4			5861.857	71.877	33.395	-16.323	88.200	38.482	PK

Note: Measure Level (dB μ V/m) = Reading Level (dB μ V) + Factor (dB)

Factor (dB) = Cable Loss (dB) + Antenna Factor (dB/m).

Site: AC1	Time: 2015/02/11 - 15:57
Limit: FCC 15.407	Engineer: Roy Cheng
Probe: BBHA9120D_1-18GHz	Polarity: Vertical
EUT: WIFI dual band 4 GE LAN GPON HGU	Power: AC 120V/60Hz
Test Mode: Transmit at channel 5825MHz by 802.11n-HT20 Ant 0+1+2+3	

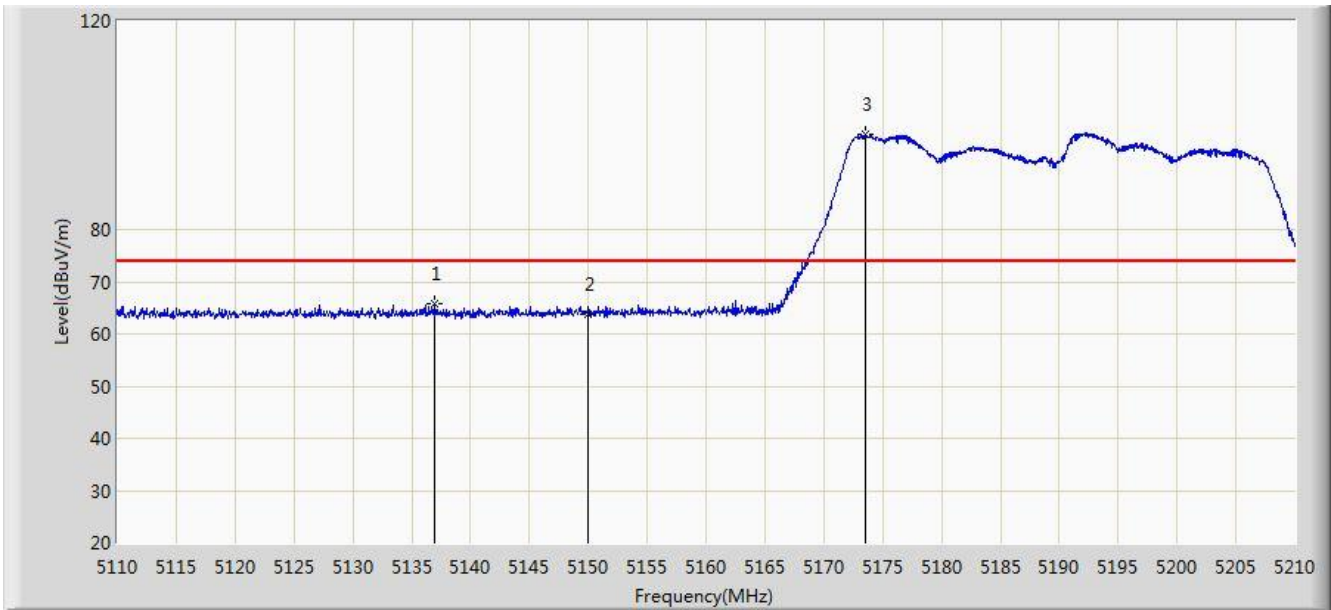


No	Flag	Mark	Frequency (MHz)	Measure Level (dBuV/m)	Reading Level (dBuV)	Over Limit (dB)	Limit (dBuV/m)	Factor (dB)	Type
1		*	5832.408	104.740	66.353	N/A	N/A	38.387	AV
2			5850.000	60.459	22.006	-17.741	78.200	38.454	AV
3			5860.000	57.350	18.872	-10.850	68.200	38.478	AV

Note: Measure Level (dB μ V/m) = Reading Level (dB μ V) + Factor (dB)

Factor (dB) = Cable Loss (dB) + Antenna Factor (dB/m).

Site: AC1	Time: 2015/02/11 - 16:00
Limit: FCC_Part15.209_RE(3m)	Engineer: Roy Cheng
Probe: BBHA9120D_1-18GHz	Polarity: Horizontal
EUT: WIFI dual band 4 GE LAN GPON HGU	Power: AC 120V/60Hz
Test Mode: Transmit at channel 5190MHz by 802.11n-HT40 Ant 0+1+2+3	

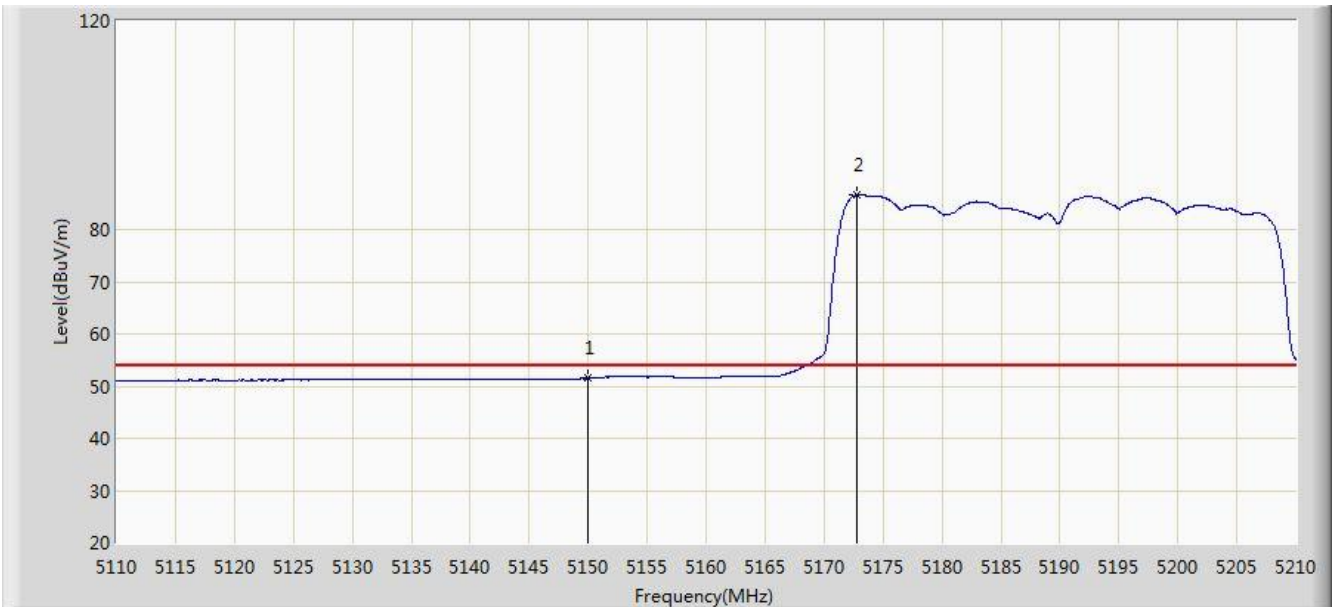


No	Flag	Mark	Frequency (MHz)	Measure Level (dBuV/m)	Reading Level (dBuV)	Over Limit (dB)	Limit (dBuV/m)	Factor (dB)	Type
1			5137.000	65.873	28.401	-8.127	74.000	37.472	PK
2			5150.000	63.848	26.396	-10.152	74.000	37.452	PK
3		*	5173.550	98.141	60.753	N/A	N/A	37.388	PK

Note: Measure Level (dB μ V/m) = Reading Level (dB μ V) + Factor (dB)

Factor (dB) = Cable Loss (dB) + Antenna Factor (dB/m).

Site: AC1	Time: 2015/02/11 - 16:02
Limit: FCC_Part15.209_RE(3m)	Engineer: Roy Cheng
Probe: BBHA9120D_1-18GHz	Polarity: Horizontal
EUT: WIFI dual band 4 GE LAN GPON HGU	Power: AC 120V/60Hz
Test Mode: Transmit at channel 5190MHz by 802.11n-HT40 Ant 0+1+2+3	

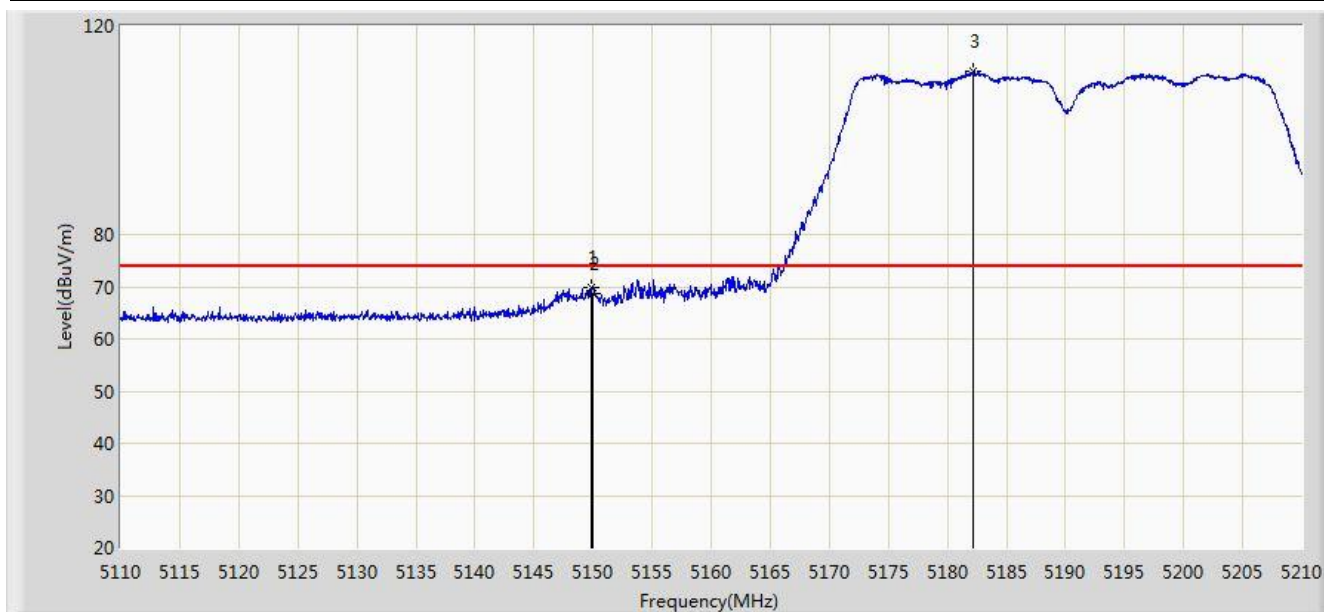


No	Flag	Mark	Frequency (MHz)	Measure Level (dBuV/m)	Reading Level (dBuV)	Over Limit (dB)	Limit (dBuV/m)	Factor (dB)	Type
1			5150.000	51.545	14.093	-2.455	54.000	37.452	AV
2		*	5172.800	86.672	49.282	N/A	N/A	37.390	AV

Note: Measure Level (dB μ V/m) = Reading Level (dB μ V) + Factor (dB)

Factor (dB) = Cable Loss (dB) + Antenna Factor (dB/m).

Site: AC1	Time: 2015/02/11 - 16:12
Limit: FCC_Part15.209_RE(3m)	Engineer: Roy Cheng
Probe: BBHA9120D_1-18GHz	Polarity: Vertical
EUT: WIFI dual band 4 GE LAN GPON HGU	Power: AC 120V/60Hz
Test Mode: Transmit at channel 5190MHz by 802.11n-HT40 Ant 0+1+2+3	

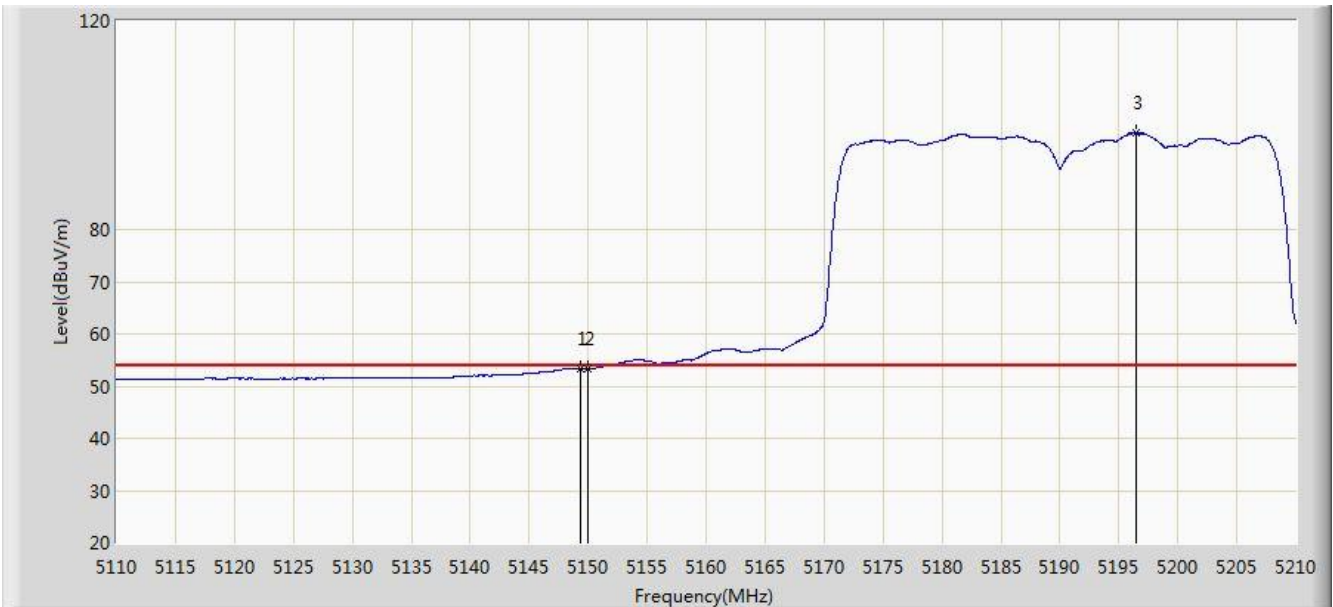


No	Flag	Mark	Frequency (MHz)	Measure Level (dBuV/m)	Reading Level (dBuV)	Over Limit (dB)	Limit (dBuV/m)	Factor (dB)	Type
1			5149.850	69.991	32.539	-4.009	74.000	37.452	PK
2			5150.000	68.683	31.231	-5.317	74.000	37.452	PK
3		*	5182.200	111.177	73.808	N/A	N/A	37.369	PK

Note: Measure Level (dB μ V/m) = Reading Level (dB μ V) + Factor (dB)

Factor (dB) = Cable Loss (dB) + Antenna Factor (dB/m).

Site: AC1	Time: 2015/02/11 - 16:18
Limit: FCC_Part15.209_RE(3m)	Engineer: Roy Cheng
Probe: BBHA9120D_1-18GHz	Polarity: Vertical
EUT: WIFI dual band 4 GE LAN GPON HGU	Power: AC 120V/60Hz
Test Mode: Transmit at channel 5190MHz by 802.11n-HT40 Ant 0+1+2+3	

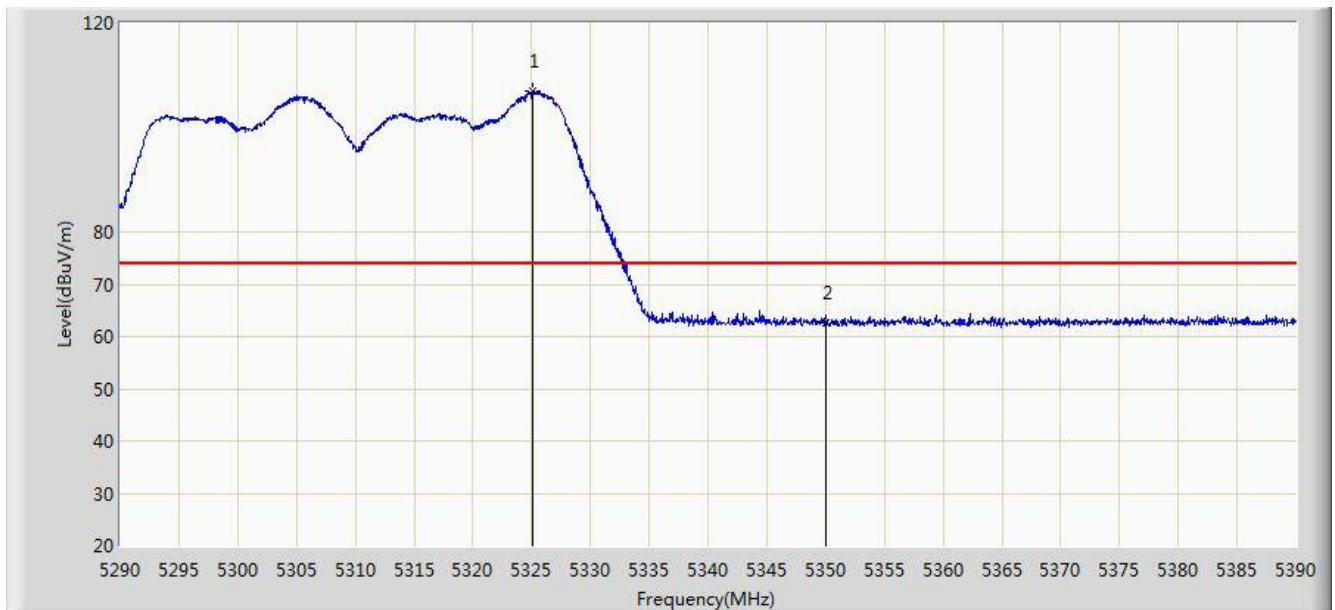


No	Flag	Mark	Frequency (MHz)	Measure Level (dBuV/m)	Reading Level (dBuV)	Over Limit (dB)	Limit (dBuV/m)	Factor (dB)	Type
1			5149.300	53.410	15.957	-0.590	54.000	37.453	AV
2			5150.000	53.333	15.881	-0.667	54.000	37.452	AV
3		*	5196.500	98.443	61.109	N/A	N/A	37.334	AV

Note: Measure Level (dB μ V/m) = Reading Level (dB μ V) + Factor (dB)

Factor (dB) = Cable Loss (dB) + Antenna Factor (dB/m).

Site: AC1	Time: 2014/07/16 - 09:12
Limit: FCC_Part15.209_RE(3m)	Engineer: Roy Cheng
Probe: BBHA9120D_1-18GHz	Polarity: Horizontal
EUT: WIFI dual band 4 GE LAN GPON HGU	Power: AC 120V/60Hz
Test Mode: Transmit by 802.11n-HT40 at channel 5310MHz Ant 0+1+2+3	

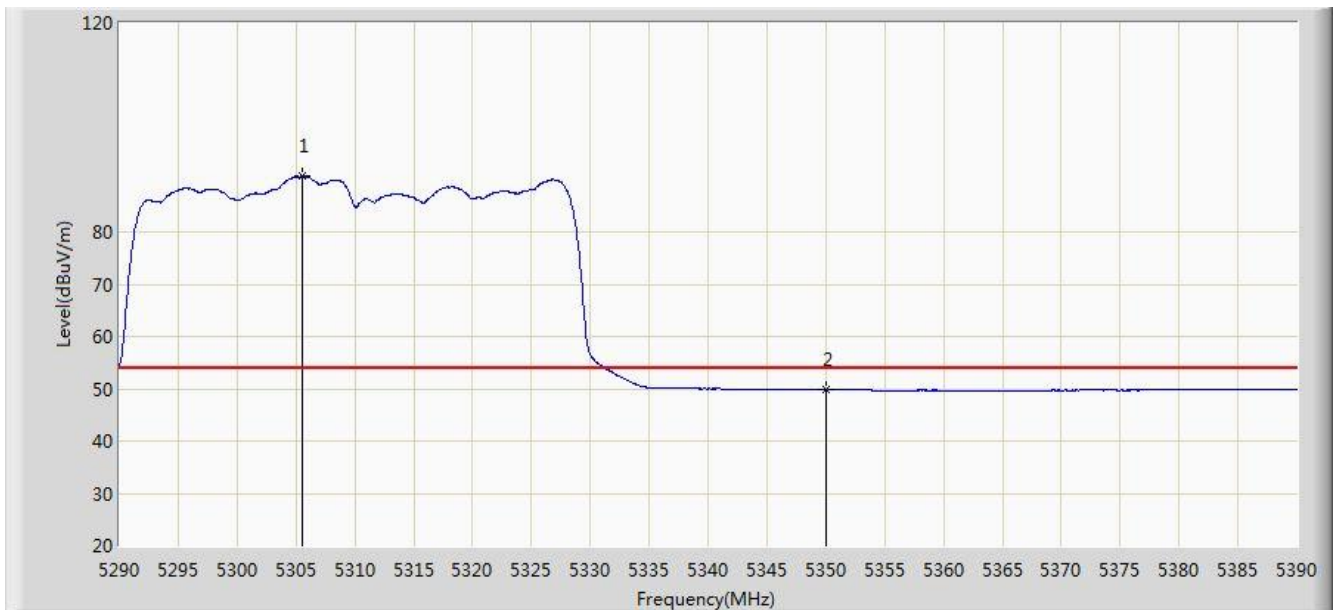


No	Flag	Mark	Frequency (MHz)	Measure Level (dBuV/m)	Reading Level (dBuV)	Over Limit (dB)	Limit (dBuV/m)	Factor (dB)	Type
1		*	5325.100	106.880	70.397	N/A	N/A	36.483	PK
2			5350.000	62.692	26.156	-11.308	74.000	36.536	PK

Note: Measure Level (dBuV/m) = Reading Level (dBuV) + Factor (dB)

Factor (dB) = Cable Loss (dB) + Antenna Factor (dB/m).

Site: AC1	Time: 2014/07/16 - 09:16
Limit: FCC_Part15.209_RE(3m)	Engineer: Roy Cheng
Probe: BBHA9120D_1-18GHz	Polarity: Horizontal
EUT: WIFI dual band 4 GE LAN GPON HGU	Power: AC 120V/60Hz
Test Mode: Transmit by 802.11n-HT40 at channel 5310MHz Ant 0+1+2+3	

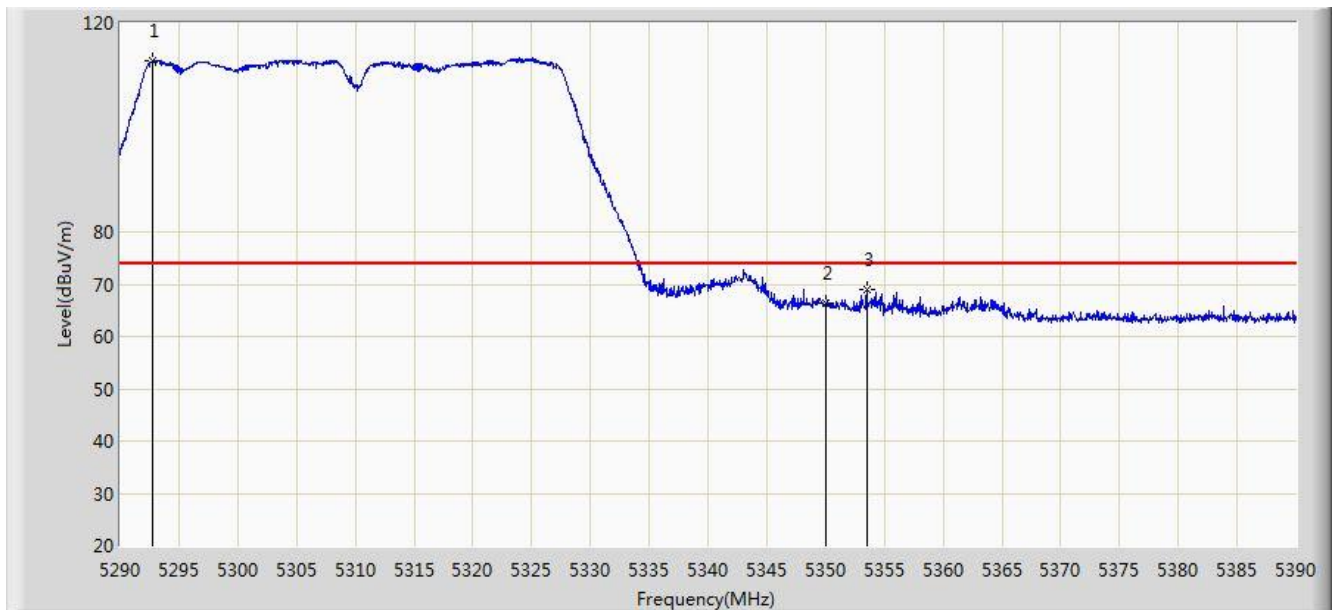


No	Flag	Mark	Frequency (MHz)	Measure Level (dBuV/m)	Reading Level (dBuV)	Over Limit (dB)	Limit (dBuV/m)	Factor (dB)	Type
1		*	5305.550	90.686	54.243	N/A	N/A	36.443	AV
2			5350.000	49.790	13.254	-4.210	54.000	36.536	AV

Note: Measure Level (dB μ V/m) = Reading Level (dB μ V) + Factor (dB)

Factor (dB) = Cable Loss (dB) + Antenna Factor (dB/m).

Site: AC1	Time: 2014/07/16 - 09:19
Limit: FCC_Part15.209_RE(3m)	Engineer: Roy Cheng
Probe: BBHA9120D_1-18GHz	Polarity: Vertical
EUT: WIFI dual band 4 GE LAN GPON HGU	Power: AC 120V/60Hz
Test Mode: Transmit by 802.11n-HT40 at channel 5310MHz Ant 0+1+2+3	



No	Flag	Mark	Frequency (MHz)	Measure Level (dBuV/m)	Reading Level (dBuV)	Over Limit (dB)	Limit (dBuV/m)	Factor (dB)	Type
1		*	5292.800	112.755	76.326	N/A	N/A	36.429	PK
2			5350.000	66.478	29.942	-7.522	74.000	36.536	PK
3			5353.500	68.926	32.382	-5.074	74.000	36.544	PK

Note: Measure Level (dB μ V/m) = Reading Level (dB μ V) + Factor (dB)

Factor (dB) = Cable Loss (dB) + Antenna Factor (dB/m).