

N <sub>Tx</sub>	MCS Index for 802.11ac	Data Rate (Mbps)					
		20MHz Bandwidth		40MHz Bandwidth		80MHz Bandwidth	
		800ns GI	400ns GI	800ns GI	400ns GI	800ns GI	400ns GI
1	0	6.5	7.2	13.5	15.0	29.3	32.5
1	1	13.0	14.4	27.0	30.0	58.5	65.0
1	2	19.5	21.7	40.5	45.0	87.8	97.5
1	3	26.0	28.9	54.0	60.0	117.0	130.0
1	4	39.0	43.3	81.0	90.0	175.5	195.0
1	5	52.0	57.8	108.0	120.0	234.0	260.0
1	6	58.5	65.0	121.5	135.0	263.0	292.5
1	7	65.0	72.2	135.0	150.0	292.5	325.0
1	8	78.0	86.7	162.0	180.0	351.0	390.0
1	9	--	--	180.0	200.0	390.0	433.3
4	0	26.0	28.9	54.0	60.0	117.0	130.0
4	1	52.0	57.8	108.0	120.0	234.0	260.0
4	2	78.0	86.7	162.0	180.0	351.0	390.0
4	3	104.0	115.6	216.0	240.0	468.0	520.0
4	4	156.0	173.3	324.0	360.0	702.0	780.0
4	5	208.0	231.1	432.0	480.0	936.0	1040.0
4	6	234.0	260.0	486.0	540.0	1053.0	1170.0
4	7	260.0	288.9	540.0	600.0	1170.0	1300.0
4	8	312.0	246.7	648.0	720.0	1404.0	1560.0
4	9	--	--	720.0	800.0	1560.0	1733.3

Note: Power output test was verified over all data rates of each mode shown as above, and then choose the maximum power output (yellow marker) for final test of each channel.

**Output power at various data rates for Ant 0 / Ant 0 + 1 + 2 + 3:**

Test Mode	Bandwidth (MHz)	Channel	Frequency (MHz)	Data Rate (Mbps)	Average Power (dBm)
802.11a	20	60	5180	6	16.16
				24	15.79
				54	15.52
802.11n	20	60	5180	6.5	16.22
				7.2	16.17
				52	15.95
				57.8	15.91
				130	15.62
				144	15.58
802.11n	40	62	5190	13.5	12.10
				15	12.08
				108	11.73
				120	11.71
				270	11.52
				300	11.49
802.11ac	20	60	5180	6.5	16.31
				7.2	16.22
				78	16.02
				86.7	15.96
				156	15.76
				173.4	15.73
802.11ac	40	62	5190	13.5	12.10
				15	12.05
				162	11.88
				180	11.82
				324	11.62
				360	11.56

802.11ac	80	58	5210	29.3	10.76
				32.5	10.73
				351	10.21
				390	10.17
				702	10.03
				780	9.98

Test Mode	Data Rate (Mbps)	Channel No.	Freq. (MHz)	Ant 0 Average Power (dBm)	Ant 1 Average Power (dBm)	Ant 2 Average Power (dBm)	Ant 3 Average Power (dBm)	Total Average Power (dBm)	Limit (dBm)	Result
11a	6	36	5180	16.16	16.77	16.20	16.47	22.43	≤27.96	Pass
11a	6	44	5220	18.23	18.25	18.04	18.45	24.27	≤27.96	Pass
11a	6	48	5240	18.02	18.45	17.97	18.27	24.20	≤27.96	Pass
11a	6	52	5260	14.78	14.46	13.90	14.59	20.47	≤22.22	Pass
11a	6	60	5300	14.82	14.66	14.07	14.89	20.64	≤22.22	Pass
11a	6	64	5320	14.86	14.62	14.25	14.77	20.65	≤22.22	Pass
11a	6	100	5500	14.53	13.93	13.44	14.00	20.01	≤21.62	Pass
11a	6	120	5600	14.37	14.17	12.84	13.91	19.88	≤21.62	Pass
11a	6	140	5700	13.41	13.88	12.24	12.68	19.12	≤21.62	Pass
11a	6	149	5745	20.87	21.06	21.08	21.63	27.19	≤27.30	Pass
11a	6	157	5785	20.41	20.66	21.14	21.83	27.06	≤27.30	Pass
11a	6	165	5825	20.66	20.97	21.26	21.52	27.13	≤27.30	Pass
11n-HT20	6.5	36	5180	16.22	16.71	16.33	17.04	22.61	≤27.96	Pass
11n-HT20	6.5	44	5220	17.84	18.36	18.14	18.60	24.26	≤27.96	Pass
11n-HT20	6.5	48	5240	17.76	18.41	18.32	18.68	24.33	≤27.96	Pass
11n-HT20	6.5	52	5260	14.73	14.22	13.76	14.42	20.32	≤22.22	Pass
11n-HT20	6.5	60	5300	14.67	14.48	13.99	14.37	20.41	≤22.22	Pass
11n-HT20	6.5	64	5320	14.69	14.42	14.02	14.74	20.50	≤22.22	Pass
11n-HT20	6.5	100	5500	14.71	14.37	13.83	14.59	20.41	≤21.62	Pass
11n-HT20	6.5	120	5600	14.98	14.51	13.55	14.63	20.47	≤21.62	Pass
11n-HT20	6.5	140	5700	12.05	12.55	10.81	11.19	17.72	≤21.62	Pass
11n-HT20	6.5	149	5745	20.48	20.96	21.27	21.55	27.10	≤27.30	Pass
11n-HT20	6.5	157	5785	20.31	21.09	20.61	21.71	26.98	≤27.30	Pass
11n-HT20	6.5	165	5825	20.49	20.64	21.22	21.47	26.99	≤27.30	Pass
11n-HT40	13.5	38	5190	12.10	12.46	11.99	12.98	12.10	≤27.96	Pass
11n-HT40	13.5	46	5230	18.33	18.75	18.66	18.85	24.67	≤27.96	Pass
11n-HT40	13.5	54	5270	15.22	15.31	14.61	15.26	21.13	≤22.22	Pass
11n-HT40	13.5	62	5310	15.47	15.19	14.73	15.14	21.16	≤22.22	Pass
11n-HT40	13.5	102	5510	14.80	14.43	13.69	14.69	20.44	≤21.62	Pass
11n-HT40	13.5	118	5590	14.75	14.74	14.11	14.90	20.66	≤21.62	Pass
11n-HT40	13.5	134	5670	15.78	15.12	14.22	15.04	21.10	≤21.62	Pass
11n-HT40	13.5	151	5755	20.61	21.09	20.96	21.68	27.12	≤27.30	Pass
11n-HT40	13.5	159	5795	20.54	21.03	21.53	21.37	27.15	≤27.30	Pass

11ac-VHT20	6.5	36	5180	16.31	16.76	16.22	16.45	22.46	≤27.96	Pass
11ac-VHT20	6.5	44	5220	17.82	18.42	18.28	18.60	24.31	≤27.96	Pass
11ac-VHT20	6.5	48	5240	17.74	18.23	18.42	18.31	24.20	≤27.96	Pass
11ac-VHT20	6.5	52	5260	14.92	14.64	14.09	14.58	20.59	≤22.22	Pass
11ac-VHT20	6.5	60	5300	14.82	14.77	14.16	14.98	20.71	≤22.22	Pass
11ac-VHT20	6.5	64	5320	14.97	14.89	14.28	14.89	20.79	≤22.22	Pass
11ac-VHT20	6.5	100	5500	14.39	14.26	13.66	14.26	20.17	≤21.62	Pass
11ac-VHT20	6.5	120	5600	14.73	14.54	13.93	14.52	20.46	≤21.62	Pass
11ac-VHT20	6.5	140	5700	10.37	10.39	8.61	9.06	15.70	≤21.62	Pass
11ac-VHT20	6.5	144	5720	14.14	14.66	12.54	13.22	19.74	≤21.62	Pass
11ac-VHT20	6.5	149	5745	20.66	21.06	21.59	21.58	27.26	≤27.30	Pass
11ac-VHT20	6.5	157	5785	20.34	21.14	21.33	21.82	27.21	≤27.30	Pass
11ac-VHT20	6.5	165	5825	20.58	20.94	21.04	21.62	27.08	≤27.30	Pass
11ac-VHT40	13.5	38	5190	12.10	12.20	12.64	12.46	18.38	≤27.96	Pass
11ac-VHT40	13.5	46	5230	18.57	18.57	18.27	18.82	24.58	≤27.96	Pass
11ac-VHT40	13.5	54	5270	14.92	14.93	13.98	14.91	20.72	≤22.22	Pass
11ac-VHT40	13.5	62	5310	14.71	14.62	13.52	14.62	20.41	≤22.22	Pass
11ac-VHT40	13.5	102	5510	15.08	14.52	13.76	14.51	20.51	≤21.62	Pass
11ac-VHT40	13.5	118	5590	15.12	14.80	13.95	14.70	20.68	≤21.62	Pass
11ac-VHT40	13.5	134	5670	15.56	14.92	14.00	14.82	20.88	≤21.62	Pass
11ac-VHT40	13.5	142	5710	15.67	15.98	14.30	14.82	21.26	≤21.62	Pass
11ac-VHT40	13.5	151	5755	20.68	20.71	21.40	21.81	27.20	≤27.30	Pass
11ac-VHT40	13.5	159	5795	20.50	21.17	21.41	21.47	27.17	≤27.30	Pass
11ac-VHT80	29.3	42	5210	10.76	10.50	10.84	10.90	16.77	≤27.96	Pass
11ac-VHT80	29.3	58	5290	12.39	12.34	11.54	12.06	18.12	≤22.22	Pass
11ac-VHT80	29.3	106	5530	11.84	11.34	10.77	11.26	17.34	≤21.62	Pass
11ac-VHT80	29.3	122	5610	14.88	14.65	14.81	15.22	20.92	≤21.62	Pass
11ac-VHT80	29.3	138	5690	14.84	14.49	13.74	14.49	20.43	≤21.62	Pass
11ac-VHT80	29.3	155	5775	18.95	18.88	19.22	19.58	25.19	≤27.30	Pass

Note: The Total Average Power (dBm) =  $10 \cdot \log\{10^{(\text{Ant 0 Average Power} / 10)} + 10^{(\text{Ant 1 Average Power} / 10)} + 10^{(\text{Ant 2 Average Power} / 10)} + 10^{(\text{Ant 3 Average Power} / 10)}\}$ .

## 7.5. Transmit Power Control

### 7.5.1. Test Limit

The U-NII device is required to have the capability to operate at least 6 dB below the mean EIRP value of 30 dBm.

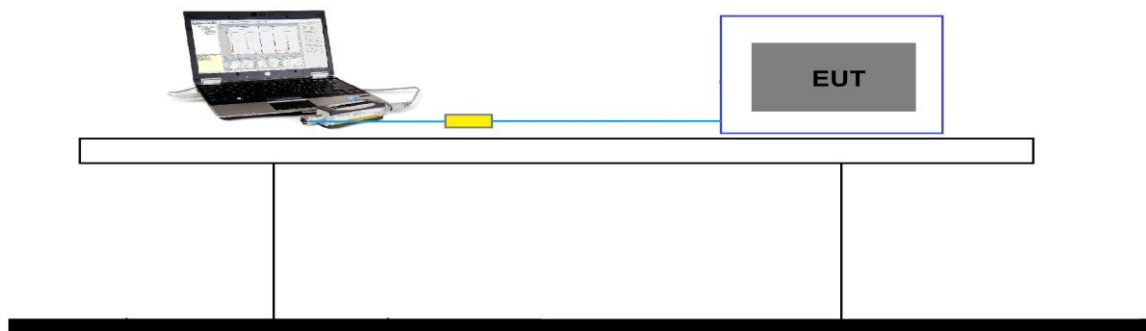
### 7.5.2. Test Procedure Used

KDB 789033 D02v01 - Section E) 3) b) Method PM-G

### 7.5.3. Test Setting

Average power measurements were performed only when the EUT was transmitting at its maximum power control level using a broadband power meter with a pulse sensor. The power meter implemented triggering and gating capabilities which were set up such that power measurements were recorded only during the ON time of the transmitter. The trace was averaged over 100 traces to obtain the final measured average power.

### 7.5.4. Test Setup



**7.5.5. Test Result**

Test Mode	Data Rate (Mbps)	Channel No.	Freq. (MHz)	Ant 0 TPC Power (dBm)	Ant 1 TPC Power (dBm)	Ant 2 TPC Power (dBm)	Ant 3 TPC Power (dBm)	Total TPC Power (dBm)	Total EIRP TPC Power (dBm)	Limit (dBm)	Result
11a	6	52	5260	8.12	8.32	7.73	8.46	14.19	21.97	≤24.00	Pass
11a	6	60	5300	8.79	8.54	8.02	8.85	14.58	22.36	≤24.00	Pass
11a	6	64	5320	8.45	8.65	8.18	8.69	14.52	22.30	≤24.00	Pass
11a	6	100	5500	8.37	7.98	7.54	8.32	14.09	22.47	≤24.00	Pass
11a	6	120	5600	7.43	8.12	6.89	7.95	13.64	22.02	≤24.00	Pass
11a	6	140	5700	7.91	7.79	6.34	6.76	13.27	21.65	≤24.00	Pass
11n-HT20	6.5	52	5260	8.71	8.32	7.76	8.52	14.36	22.14	≤24.00	Pass
11n-HT20	6.5	60	5300	8.73	8.53	7.98	8.33	14.42	22.20	≤24.00	Pass
11n-HT20	6.5	64	5320	8.72	8.39	8.04	8.77	14.51	22.29	≤24.00	Pass
11n-HT20	6.5	100	5500	8.97	8.42	8.01	8.48	14.50	22.88	≤24.00	Pass
11n-HT20	6.5	120	5600	7.12	8.52	7.63	8.66	14.05	22.43	≤24.00	Pass
11n-HT20	6.5	140	5700	7.04	6.75	4.82	5.27	12.09	20.47	≤24.00	Pass
11n-HT40	13.5	54	5270	9.39	9.26	8.62	9.28	15.17	22.95	≤24.00	Pass
11n-HT40	13.5	62	5310	8.79	9.23	8.73	9.21	15.02	22.80	≤24.00	Pass
11n-HT40	13.5	102	5510	8.74	8.52	7.68	8.72	14.46	22.84	≤24.00	Pass
11n-HT40	13.5	118	5590	9.69	8.75	8.11	8.94	14.93	23.31	≤24.00	Pass
11n-HT40	13.5	134	5670	9.02	9.14	8.21	9.05	14.89	23.27	≤24.00	Pass
11ac-VHT20	6.5	52	5260	8.87	8.74	8.11	8.47	14.58	22.36	≤24.00	Pass
11ac-VHT20	6.5	60	5300	9.03	8.79	8.08	9.02	14.77	22.55	≤24.00	Pass
11ac-VHT20	6.5	64	5320	8.36	8.79	8.29	8.92	14.62	22.40	≤24.00	Pass
11ac-VHT20	6.5	100	5500	8.74	8.23	7.57	8.31	14.25	22.63	≤24.00	Pass
11ac-VHT20	6.5	120	5600	7.04	8.36	6.89	8.48	13.77	22.15	≤24.00	Pass
11ac-VHT20	6.5	140	5700	7.66	5.85	6.03	5.23	12.31	20.69	≤24.00	Pass
11ac-VHT20	6.5	144	5720	7.75	8.65	6.51	7.22	13.62	22.00	≤24.00	Pass
11ac-VHT40	13.5	54	5270	8.75	9.03	7.91	8.93	14.70	22.48	≤24.00	Pass
11ac-VHT40	13.5	62	5310	9.04	8.63	7.52	8.71	14.53	22.31	≤24.00	Pass
11ac-VHT40	13.5	102	5510	9.06	8.62	7.67	8.56	14.53	22.91	≤24.00	Pass
11ac-VHT40	13.5	118	5590	9.47	8.73	7.83	8.76	14.76	23.14	≤24.00	Pass
11ac-VHT40	13.5	134	5670	9.58	8.91	7.84	8.79	14.84	23.22	≤24.00	Pass
11ac-VHT40	13.5	142	5710	9.48	9.89	8.26	8.83	15.18	23.56	≤24.00	Pass
11ac-VHT80	29.3	58	5290	5.95	6.33	5.53	6.11	12.01	19.79	≤24.00	Pass

11ac-VHT80	29.3	106	5530	7.97	5.29	4.83	5.31	12.06	20.44	≤24.00	Pass
11ac-VHT80	29.3	122	5610	8.82	8.64	8.78	9.22	14.89	23.27	≤24.00	Pass
11ac-VHT80	29.3	138	5690	8.64	8.47	7.82	8.28	14.33	22.71	≤24.00	Pass

Note: The Total EIRP TPC Power (dBm) =  $10 \cdot \log\{10^{(\text{Ant 0 TPC Power} / 10)} + 10^{(\text{Ant 1 TPC Power} / 10)} + 10^{(\text{Ant 2 TPC Power} / 10)} + 10^{(\text{Ant 3 TPC Power} / 10)}\} + \text{Antenna Gain}$ .



## 7.6. Power Spectral Density Measurement

### 7.6.1. Test Limit

For an indoor access point operating in the band 5.15-5.25 GHz, the maximum power spectral density shall not exceed 17 dBm in any 1 megahertz band.

For the 5.25-5.35 GHz and 5.47-5.725 GHz bands, the maximum power spectral density shall not exceed 11 dBm in any 1 megahertz band.

For the band 5.725-5.85 GHz, the maximum power spectral density shall not exceed 30 dBm in any 500-kHz band.

If transmitting antennas of directional gain greater than 6dBi are used, the peak power spectral density shall be reduced by the amount in dB that the directional gain of the antenna exceeds 6dBi.

$$5.15-5.25\text{GHz: Limit (dBm/MHz)} = 17\text{dBm/MHz} - (8.04\text{dBi} - 6\text{dBi}) = 14.96\text{dBm/MHz}$$

$$5.25-5.35\text{GHz: Limit (dBm/MHz)} = 11\text{dBm/MHz} - (7.78\text{dBi} - 6\text{dBi}) = 9.22\text{dBm/MHz}$$

$$5.47-5.725\text{GHz: Limit (dBm/MHz)} = 11\text{dBm/MHz} - (8.38\text{dBi} - 6\text{dBi}) = 8.62\text{dBm/MHz}$$

$$5.725-5.85\text{GHz: Limit (dBm/500kHz)} = 30\text{dBm/500kHz} - (8.70\text{dBi} - 6\text{dBi}) = 27.30\text{dBm/500kHz}$$

### 7.6.2. Test Procedure Used

KDB 789033 D02v01 - Section F

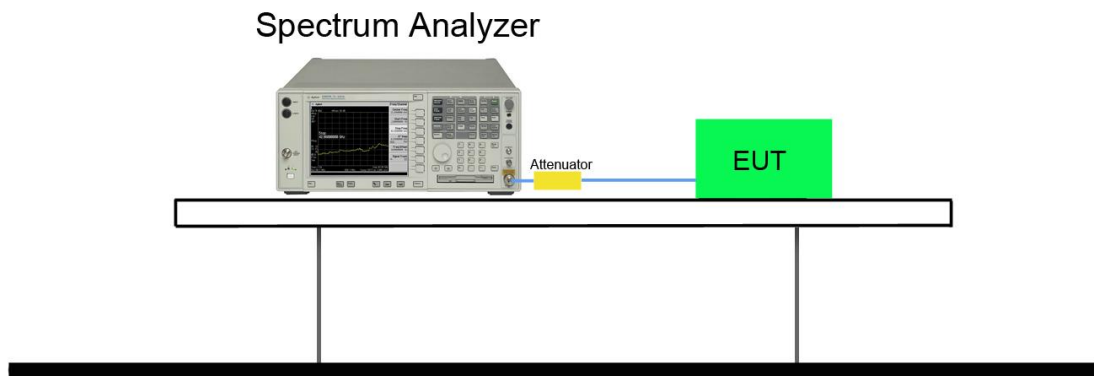
### 7.6.3. Test Setting

1. Analyzer was set to the center frequency of the UNII channel under investigation
2. Span was set to encompass the entire 26dB EBW of the signal.
3. RBW = 1MHz, if measurement bandwidth of Maximum PSD is specified in 500 kHz,  
RBW = 100 kHz
4. VBW = 3MHz
5. Number of sweep points  $\geq 2 \times (\text{span} / \text{RBW})$
6. Detector = power averaging (RMS)
7. Sweep time = auto
8. Trigger = free run
9. Use the peak search function on the instrument to find the peak of the spectrum and record its value.
10. Add  $10 \cdot \log(1/x)$ , where x is the duty cycle, to the measured power in order to compute the average power during the actual transmission times (because the measurement represents an

average over both the on and off times of the transmission). For example, add  $10 \cdot \log(1/0.25) = 6$  dB if the duty cycle is 25 percent.

11. When the measurement bandwidth of Maximum PSD is specified in 500 kHz, add a constant factor  $10 \cdot \log(500\text{kHz}/100\text{kHz}) = 7$  dB to the measured result

#### 7.6.4. Test Setup



**7.6.5. Test Result**

Test Mode	Data Rate (Mbps)	Channel No.	Freq. (MHz)	Ant 0 PSD (dBm/MHz)	Ant 1 PSD (dBm/MHz)	Ant 2 PSD (dBm/MHz)	Ant 3 PSD (dBm/MHz)	Duty Cycle (%)	Total PSD (dBm/MHz)	Limit (dBm/MHz)	Result
11a	6	36	5180	4.29	4.32	4.41	4.39	98.89	10.37	≤14.96	Pass
11a	6	44	5220	6.14	6.68	6.48	6.20	98.9	12.40	≤14.96	Pass
11a	6	48	5240	6.35	6.55	6.41	6.86	98.9	12.57	≤14.96	Pass
11a	6	52	5260	2.69	2.37	2.19	2.42	98.9	8.44	≤9.22	Pass
11a	6	60	5300	2.37	1.94	1.67	1.68	98.9	7.95	≤9.22	Pass
11a	6	64	5320	2.06	1.74	1.81	1.99	98.9	7.92	≤9.22	Pass
11a	6	100	5500	2.71	2.06	1.83	2.34	98.9	8.27	≤8.62	Pass
11a	6	120	5600	2.53	2.08	2.46	2.85	98.9	8.58	≤8.62	Pass
11a	6	140	5700	1.50	1.32	0.07	-0.09	98.9	6.78	≤8.62	Pass
11n-HT20	6.5	36	5180	4.27	4.98	4.74	4.58	98.8	10.67	≤14.96	Pass
11n-HT20	6.5	44	5220	5.79	6.49	6.27	5.94	98.8	12.15	≤14.96	Pass
11n-HT20	6.5	48	5240	5.78	6.36	6.58	6.35	98.8	12.30	≤14.96	Pass
11n-HT20	6.5	52	5260	2.32	2.12	2.14	2.17	98.8	8.21	≤9.22	Pass
11n-HT20	6.5	60	5300	1.89	1.90	1.46	1.64	98.8	7.75	≤9.22	Pass
11n-HT20	6.5	64	5320	2.05	1.39	1.66	1.73	98.8	7.73	≤9.22	Pass
11n-HT20	6.5	100	5500	2.39	1.87	1.52	2.16	98.8	8.02	≤8.62	Pass
11n-HT20	6.5	120	5600	2.95	1.71	2.70	2.10	98.8	8.41	≤8.62	Pass
11n-HT20	6.5	140	5700	-0.19	-0.08	-1.96	-2.10	98.8	5.04	≤8.62	Pass
11n-HT40	13.5	38	5190	-2.34	-2.29	-2.24	-2.49	97.6	3.79	≤14.96	Pass
11n-HT40	13.5	46	5230	3.59	3.48	3.98	3.69	97.6	9.82	≤14.96	Pass
11n-HT40	13.5	54	5270	-0.33	-0.10	-0.72	-0.67	97.6	5.68	≤9.22	Pass
11n-HT40	13.5	62	5310	-0.63	-0.71	-1.33	-0.88	97.6	5.25	≤9.22	Pass
11n-HT40	13.5	102	5510	0.11	-0.53	-1.44	-0.33	97.6	5.62	≤8.62	Pass
11n-HT40	13.5	118	5590	0.51	-0.59	-0.20	0.27	97.6	6.15	≤8.62	Pass
11n-HT40	13.5	134	5670	-0.03	-0.28	-0.98	0.02	97.6	5.83	≤8.62	Pass
11ac-VHT20	6.5	36	5180	4.04	4.58	4.82	4.77	98.6	10.58	≤14.96	Pass
11ac-VHT20	6.5	44	5220	6.05	6.72	6.67	6.62	98.6	12.54	≤14.96	Pass
11ac-VHT20	6.5	48	5240	5.98	6.54	6.67	6.39	98.6	12.42	≤14.96	Pass
11ac-VHT20	6.5	52	5260	2.47	2.07	2.08	2.73	98.6	8.37	≤9.22	Pass
11ac-VHT20	6.5	60	5300	2.12	2.20	1.74	1.78	98.6	7.99	≤9.22	Pass
11ac-VHT20	6.5	64	5320	1.96	1.55	1.34	1.87	98.6	7.71	≤9.22	Pass
11ac-VHT20	6.5	100	5500	2.13	1.96	1.50	1.73	98.6	7.86	≤8.62	Pass

11ac-VHT20	6.5	120	5600	2.97	1.93	2.67	1.88	98.6	8.41	≤8.62	Pass
11ac-VHT20	6.5	140	5700	1.10	1.44	-0.22	-0.26	98.6	6.60	≤8.62	Pass
11ac-VHT20	6.5	144	5720	0.71	1.46	-0.34	-0.46	98.6	6.44	≤8.62	Pass
11ac-VHT40	13.5	38	5190	-2.34	-2.44	-2.26	-2.57	97.9	3.71	≤14.96	Pass
11ac-VHT40	13.5	46	5230	3.48	3.84	4.00	4.13	97.9	9.98	≤14.96	Pass
11ac-VHT40	13.5	54	5270	-0.50	-0.21	-0.85	-0.55	97.9	5.68	≤9.22	Pass
11ac-VHT40	13.5	62	5310	-0.94	-0.67	-1.16	-0.93	97.9	5.28	≤9.22	Pass
11ac-VHT40	13.5	102	5510	-0.23	-0.81	-0.74	-0.27	97.9	5.70	≤8.62	Pass
11ac-VHT40	13.5	118	5590	0.29	-0.68	-0.47	0.52	97.9	6.05	≤8.62	Pass
11ac-VHT40	13.5	134	5670	-0.40	-0.65	-0.94	-0.59	97.9	5.56	≤8.62	Pass
11ac-VHT40	13.5	142	5710	0.51	0.95	-0.89	-0.59	97.9	6.26	≤8.62	Pass
11ac-VHT80	29.3	42	5210	-6.15	-5.99	-5.97	-6.50	94.5	0.12	≤14.96	Pass
11ac-VHT80	29.3	58	5290	-4.74	-5.23	-5.77	-5.22	94.5	1.28	≤9.22	Pass
11ac-VHT80	29.3	106	5530	-6.31	-5.94	-7.66	-6.18	94.5	0.03	≤8.62	Pass
11ac-VHT80	29.3	122	5610	-2.78	-3.04	-3.91	-3.01	94.5	3.09	≤8.62	Pass
11ac-VHT80	29.3	138	5690	-2.78	-3.04	-3.91	-3.01	94.5	3.34	≤8.62	Pass

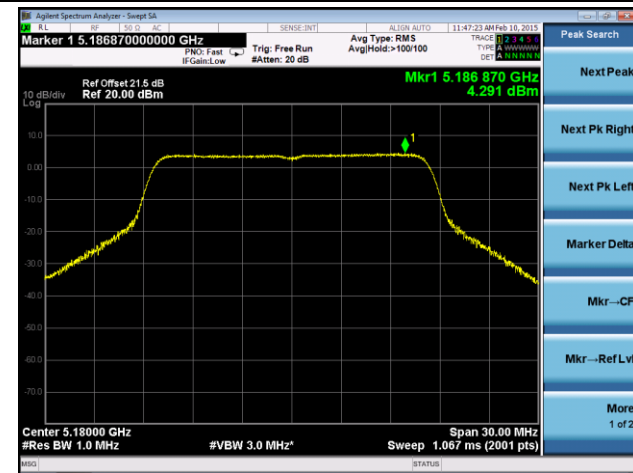
Note: When EUT duty cycle < 98%, the total PSD =  $10 \cdot \log\{10^{(\text{Ant 0 PSD}/10)} + 10^{(\text{Ant 1 PSD}/10)} + 10^{(\text{Ant 2 PSD}/10)} + 10^{(\text{Ant 3 PSD}/10)}\} + 10 \cdot \log(1/\text{duty cycle})$

Test Mode	Data Rate (Mbps)	Freq. (MHz)	Ant 0 PSD (dBm/100kHz)	Ant 1 PSD (dBm/100kHz)	Ant 2 PSD (dBm/100kHz)	Ant 3 PSD (dBm/100kHz)	Duty Cycle (%)	Constant Factor	Total PSD (dBm/500kHz)	Limit (dBm/500kHz)	Result
11a	6	5745	-2.36	-1.68	-1.70	-1.57	98.9	7	4.21	≤30.00	Pass
11a	6	5785	-3.37	-2.83	-2.18	-1.53	98.9	7	3.60	≤30.00	Pass
11a	6	5825	-3.29	-3.19	-2.42	-2.36	98.9	7	3.23	≤30.00	Pass
11n-HT20	6.5	5745	-2.72	-2.59	-1.87	-1.73	98.8	7	3.81	≤27.30	Pass
11n-HT20	6.5	5785	-3.53	-2.77	-2.34	-2.14	98.8	7	3.36	≤27.30	Pass
11n-HT20	6.5	5825	-3.68	-3.14	-2.82	-2.19	98.8	7	3.10	≤27.30	Pass
11n-HT40	13.5	5755	-3.76	-4.99	-4.68	-4.51	97.6	7	1.67	≤27.30	Pass
11n-HT40	13.5	5795	-3.62	-5.22	-5.25	-5.46	97.6	7	1.31	≤27.30	Pass
11ac-VHT20	6.5	5745	-2.83	-2.54	-1.54	-1.99	98.6	7	3.82	≤27.30	Pass
11ac-VHT20	6.5	5785	-3.53	-3.38	-2.08	-2.07	98.6	7	3.31	≤27.30	Pass
11ac-VHT20	6.5	5825	-3.55	-2.46	-2.42	-2.42	98.6	7	3.33	≤27.30	Pass
11ac-VHT40	13.5	5755	-4.44	-5.02	-4.66	-4.13	97.9	7	1.56	≤27.30	Pass
11ac-VHT40	13.5	5795	-6.01	-5.67	-4.80	-4.86	97.9	7	0.81	≤27.30	Pass
11ac-VHT80	29.3	5775	-10.28	-9.90	-9.67	-9.06	94.5	7	-3.45	≤27.30	Pass

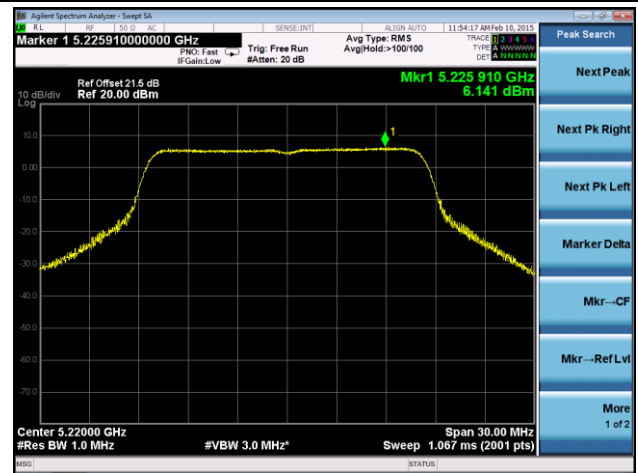
Note: When EUT duty cycle < 98%, the total PSD =  $10 \cdot \log\{10^{(\text{Ant 0 PSD}/10)} + 10^{(\text{Ant 1 PSD}/10)} + 10^{(\text{Ant 2 PSD}/10)} + 10^{(\text{Ant 3 PSD}/10)}\} + 10 \cdot \log(1/\text{duty cycle}) + \text{Constant Factor}$ .

## 802.11a Power Spectral Density - Ant 0 / Ant 0 + 1 + 2 + 3

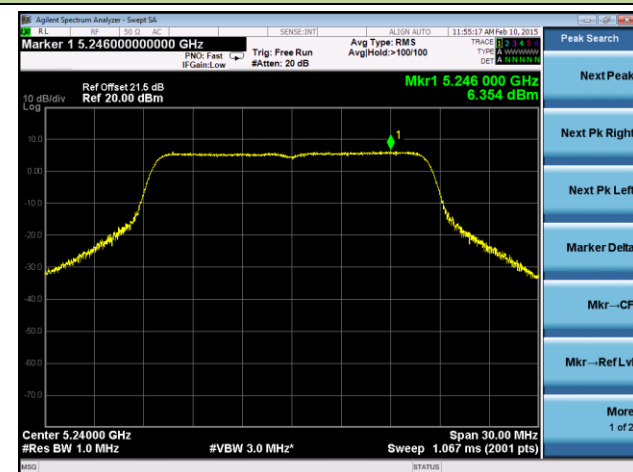
Channel 36 (5180MHz)



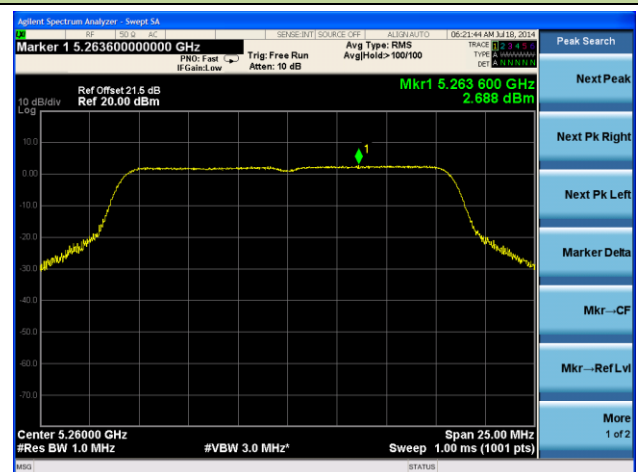
Channel 44 (5220MHz)



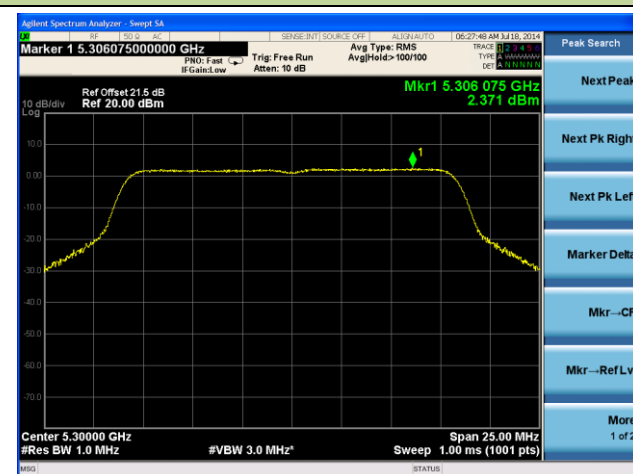
Channel 48 (5240MHz)



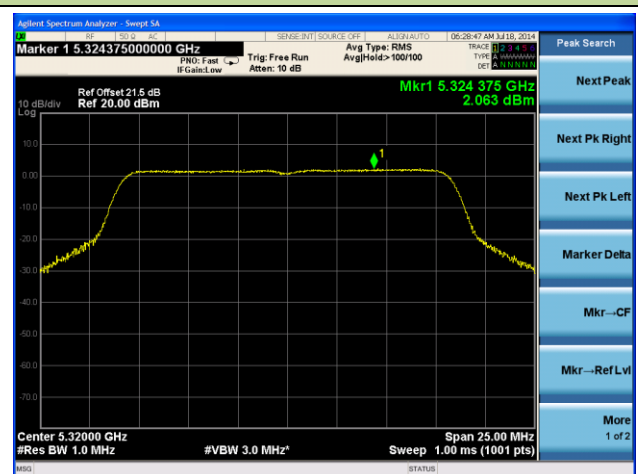
Channel 52 (5260MHz)

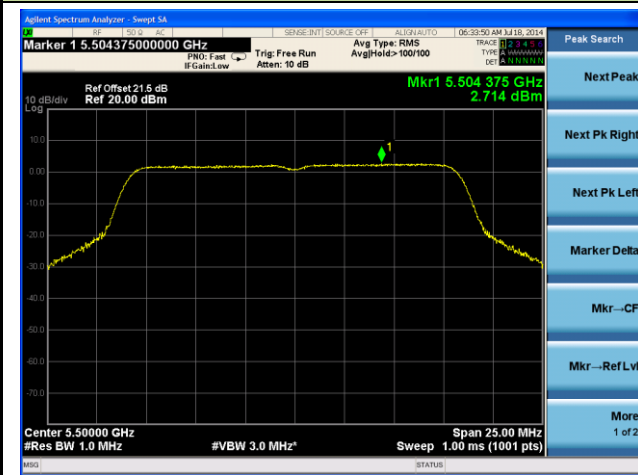
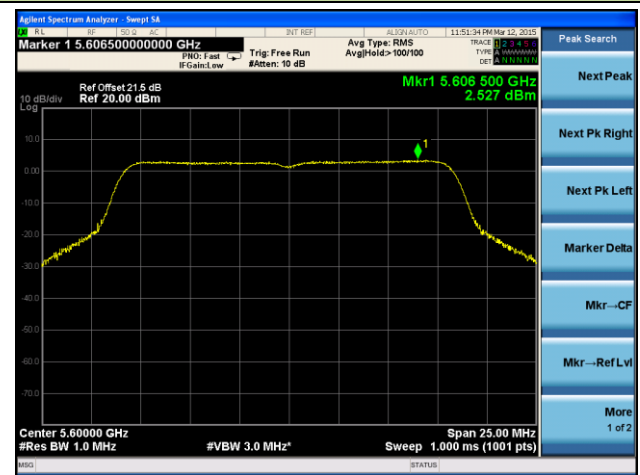
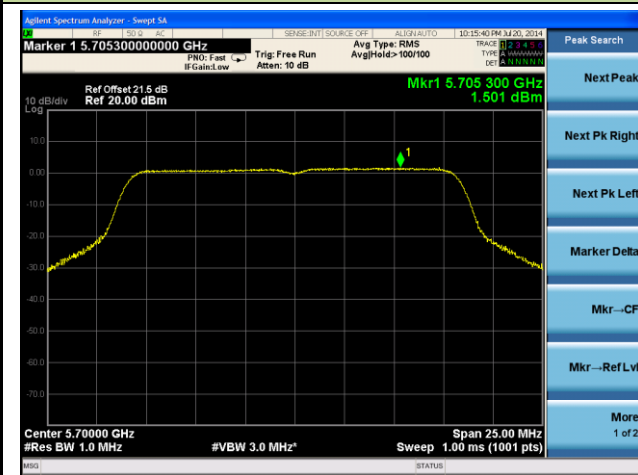
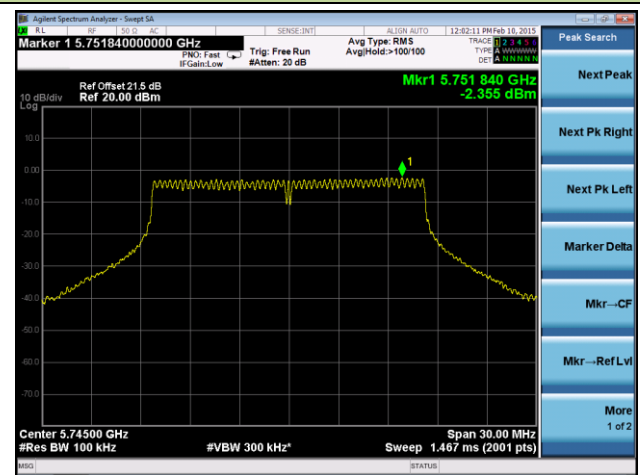
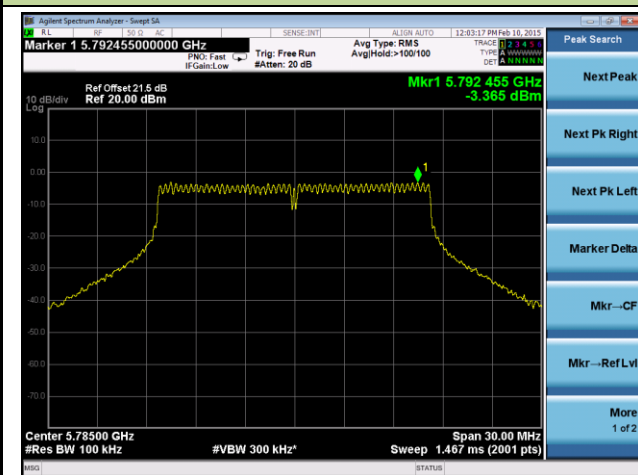
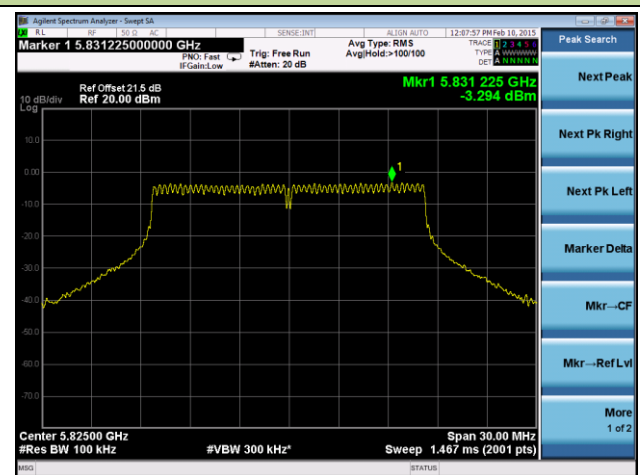


Channel 60 (5300MHz)



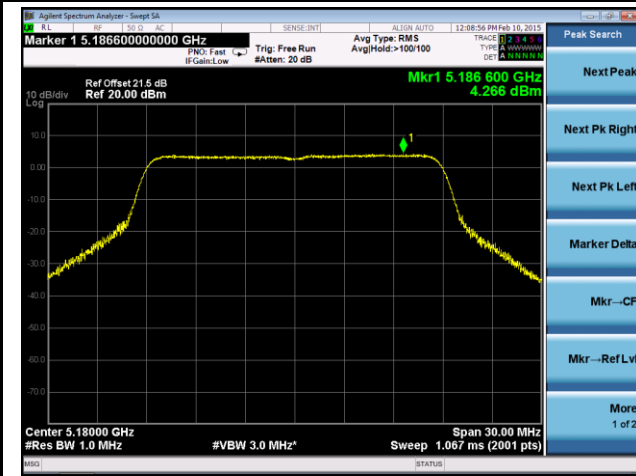
Channel 64 (5320MHz)



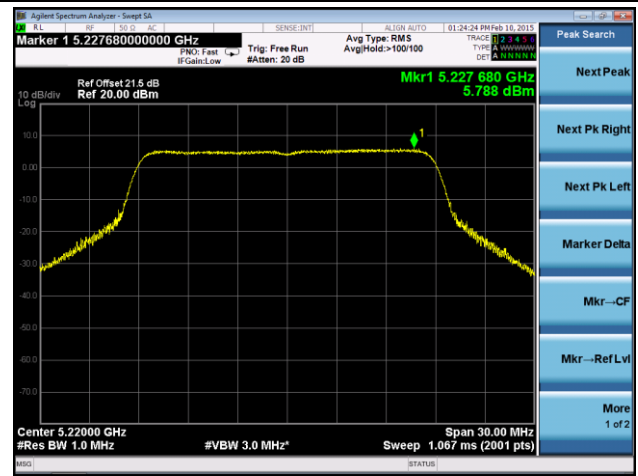
**Channel 100 (5500MHz)**

**Channel 120 (5600MHz)**

**Channel 140 (5700MHz)**

**Channel 149 (5745MHz)**

**Channel 157 (5785MHz)**

**Channel 165 (5825MHz)**


802.11n-HT20 Power Spectral Density - Ant 0 / Ant 0 + 1 + 2 + 3

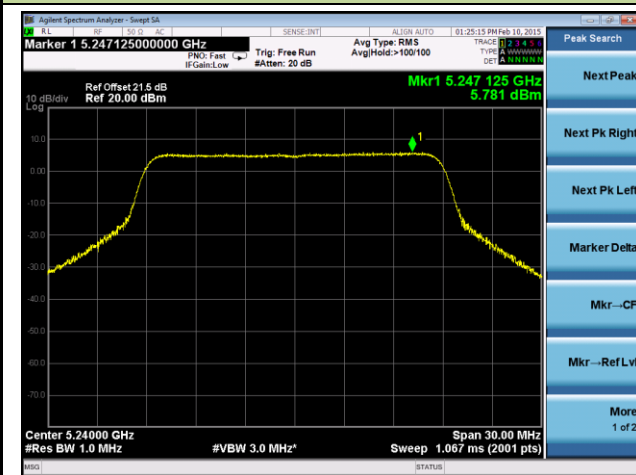
Channel 36 (5180MHz)



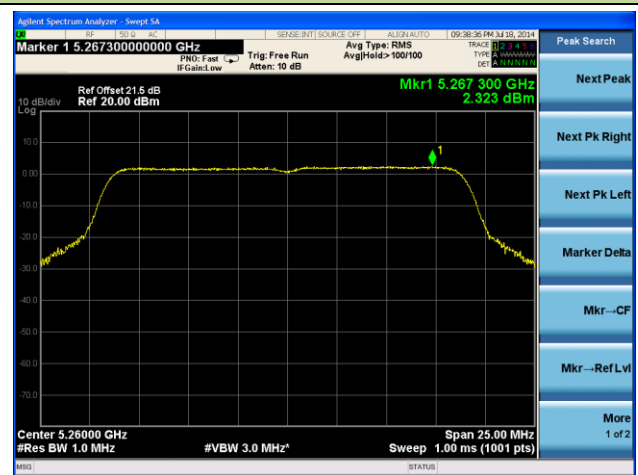
Channel 44 (5220MHz)



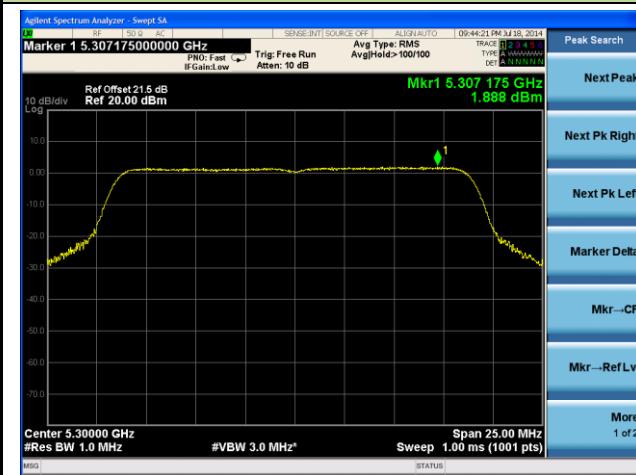
Channel 48 (5240MHz)



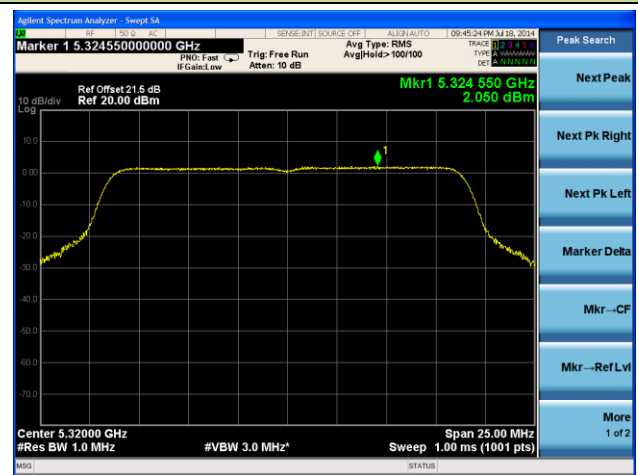
Channel 52 (5260MHz)



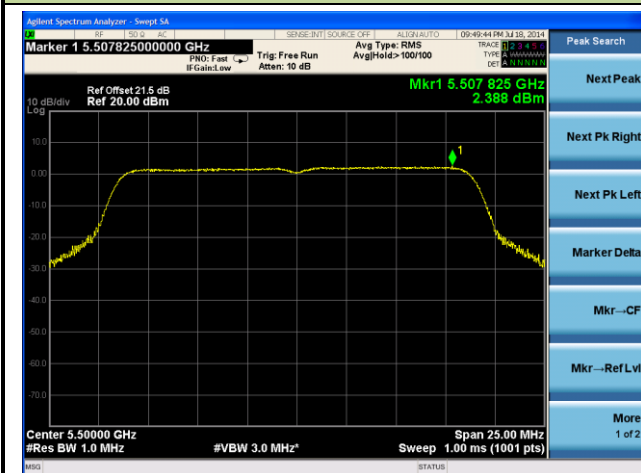
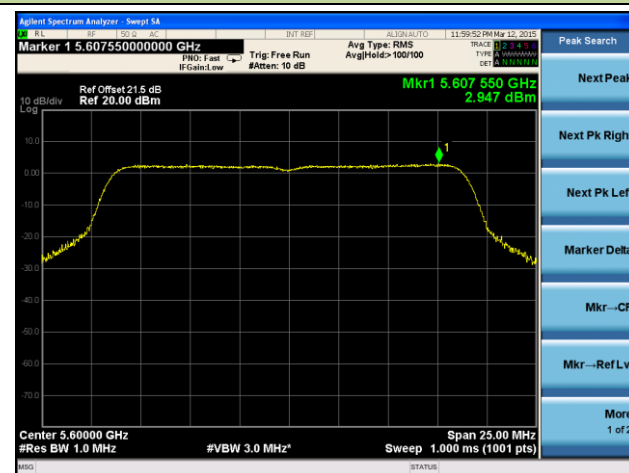
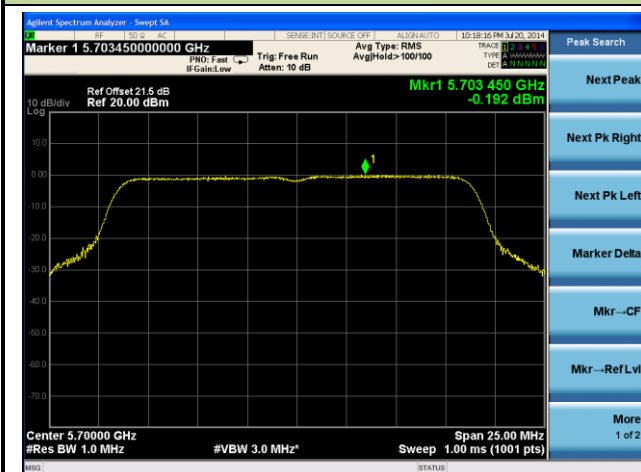
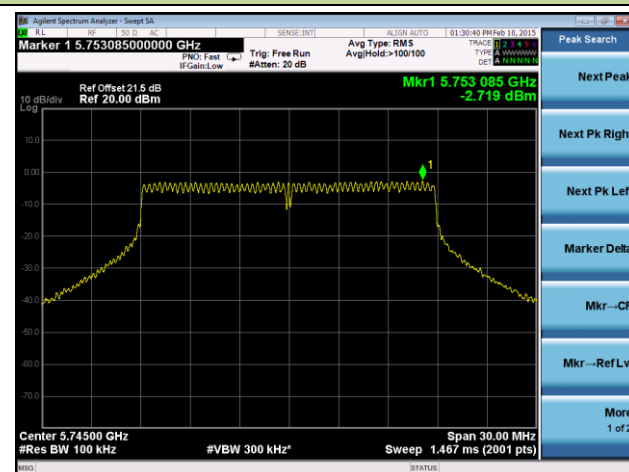
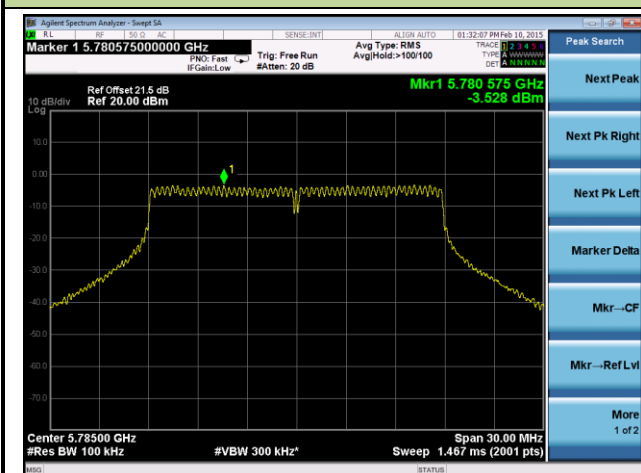
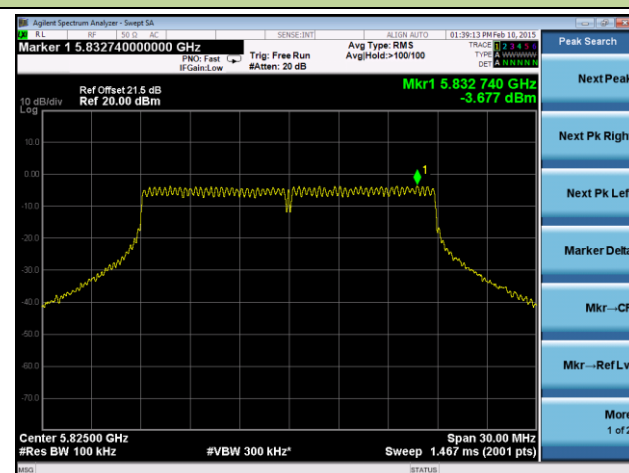
Channel 60 (5300MHz)



Channel 64 (5320MHz)

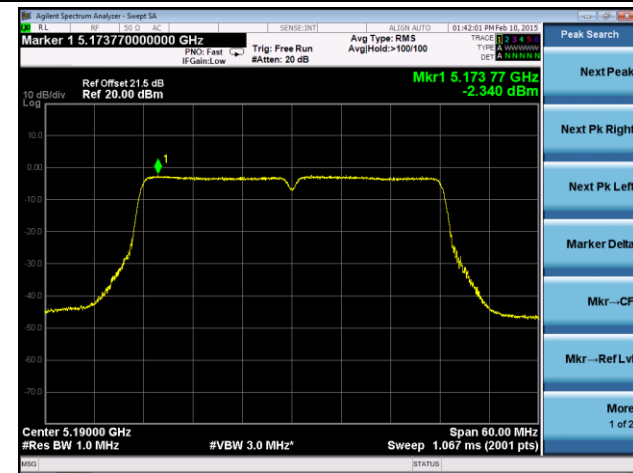




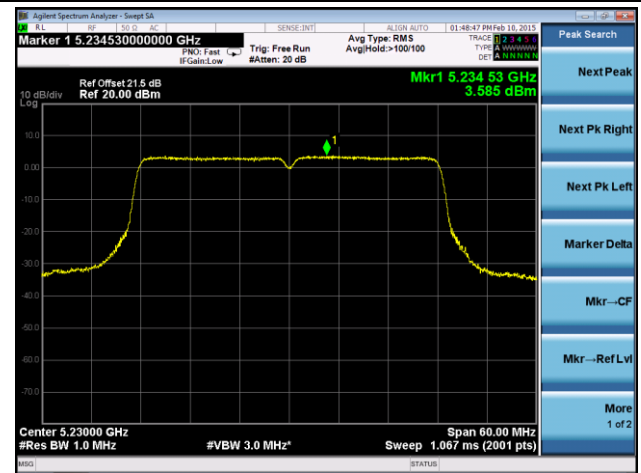
**Channel 100 (5500MHz)**

**Channel 120 (5600MHz)**

**Channel 140 (5700MHz)**

**Channel 149 (5745MHz)**

**Channel 157 (5785MHz)**

**Channel 165 (5825MHz)**


### 802.11n-HT40 Power Spectral Density - Ant 0 / Ant 0 + 1 + 2 + 3

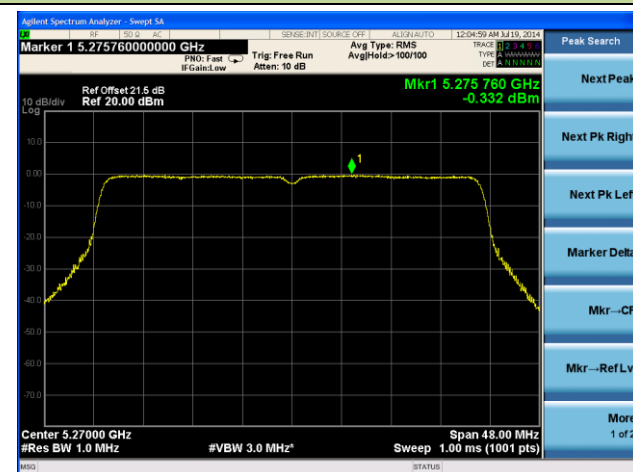
#### Channel 38 (5190MHz)



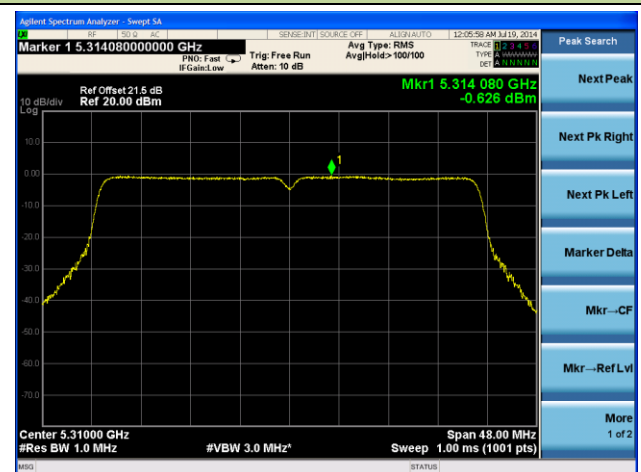
#### Channel 46 (5230MHz)



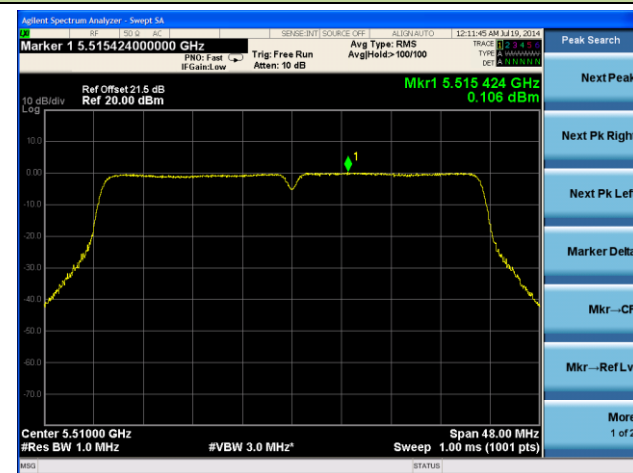
#### Channel 54 (5270MHz)



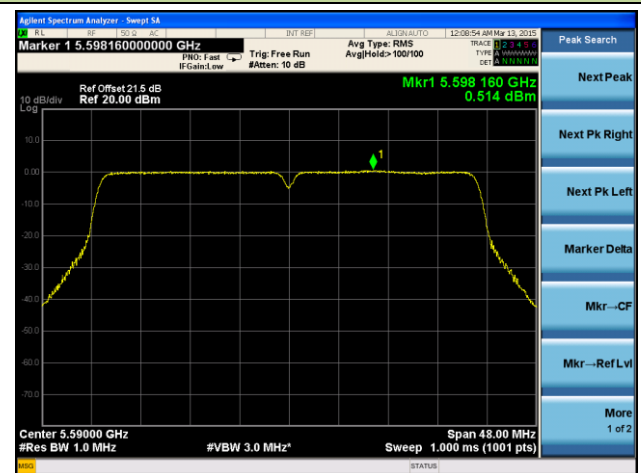
#### Channel 62 (5310MHz)



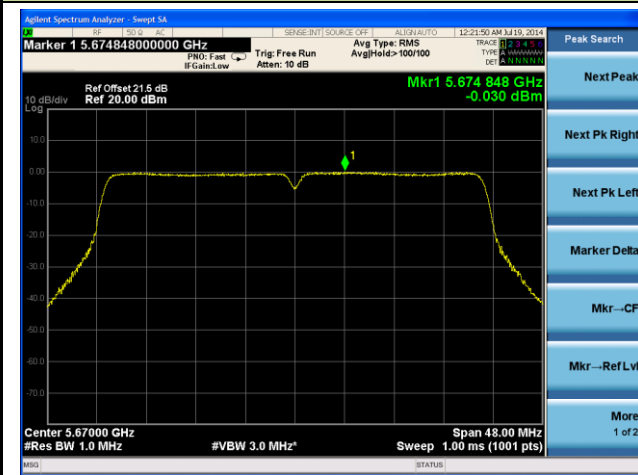
#### Channel 102 (5510MHz)



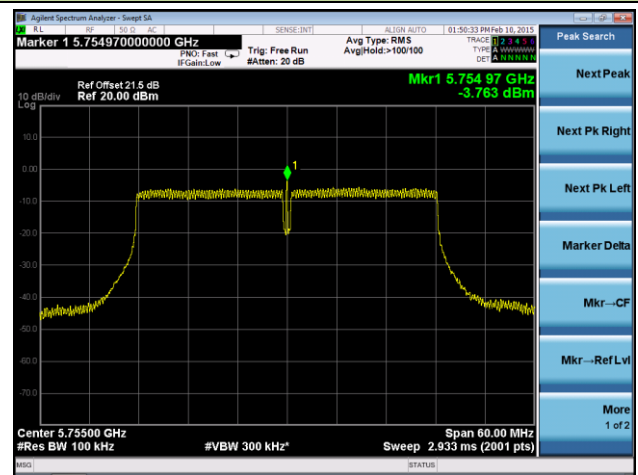
#### Channel 118 (5590MHz)



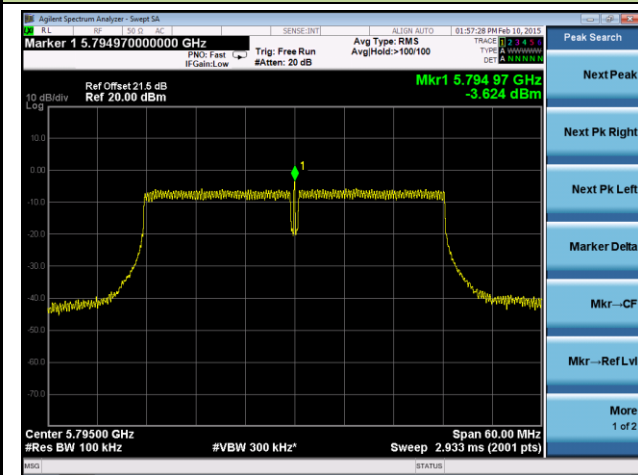
### Channel 134 (5670MHz)

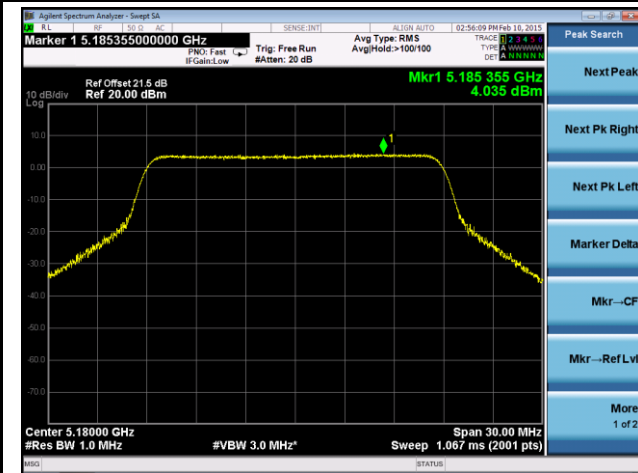
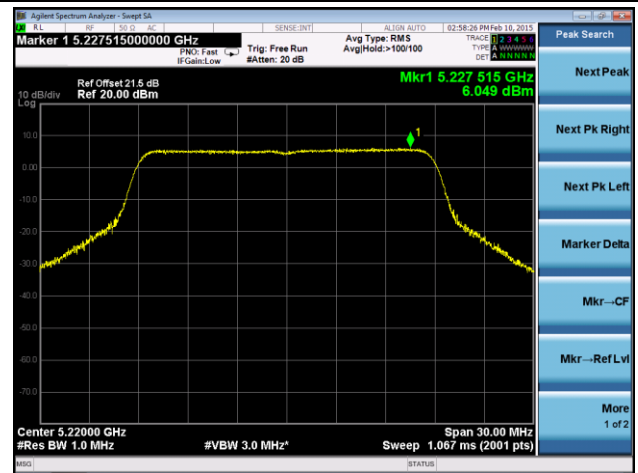
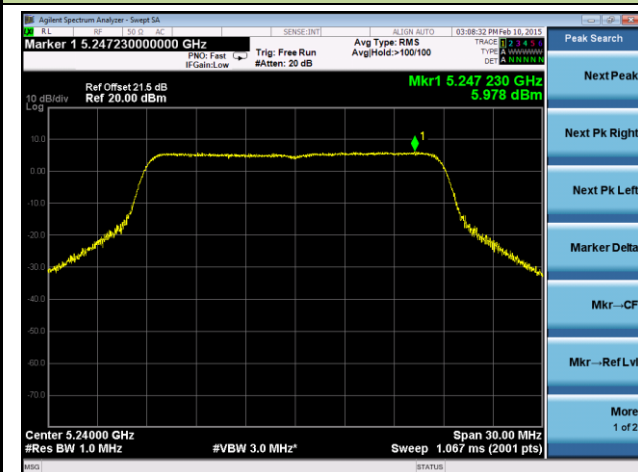
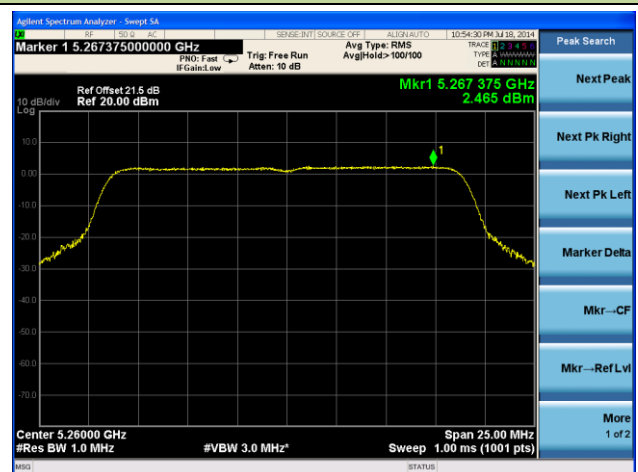
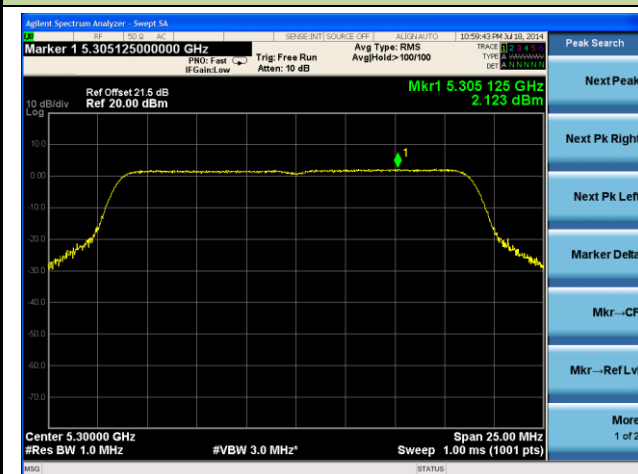
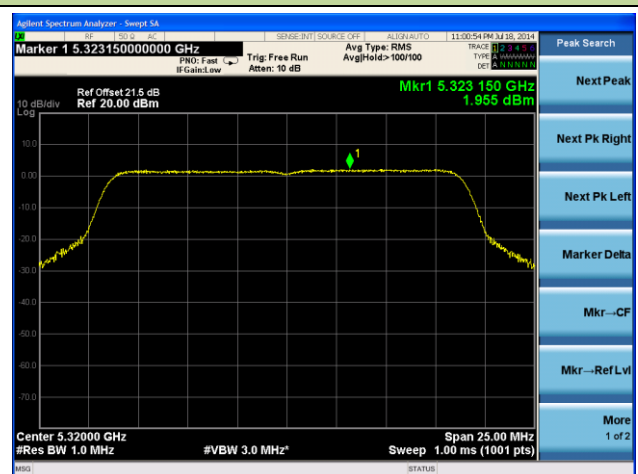


### Channel 151 (5755MHz)

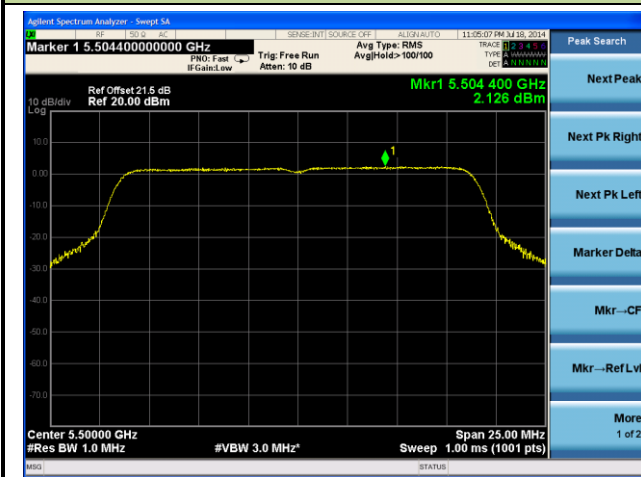


### Channel 159 (5795MHz)

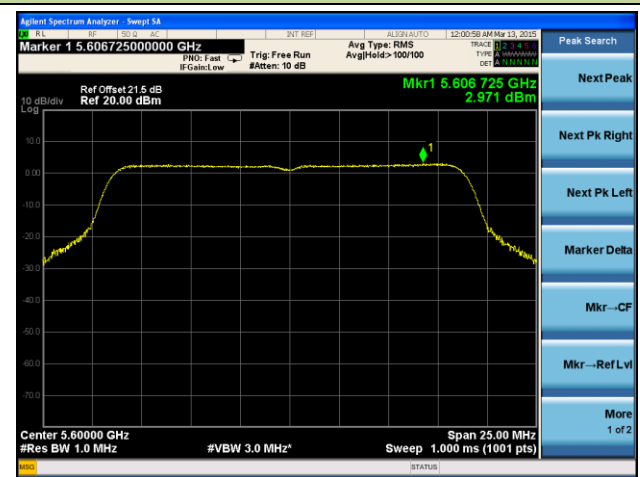


**802.11ac-VHT20 Power Spectral Density - Ant 0 / Ant 0 + 1 + 2 + 3**
**Channel 36 (5180MHz)**

**Channel 44 (5220MHz)**

**Channel 48 (5240MHz)**

**Channel 52 (5260MHz)**

**Channel 60 (5300MHz)**

**Channel 64 (5320MHz)**


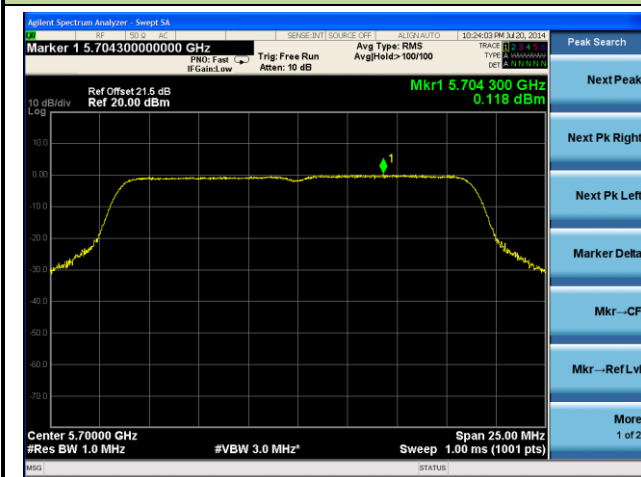
### Channel 100 (5500MHz)



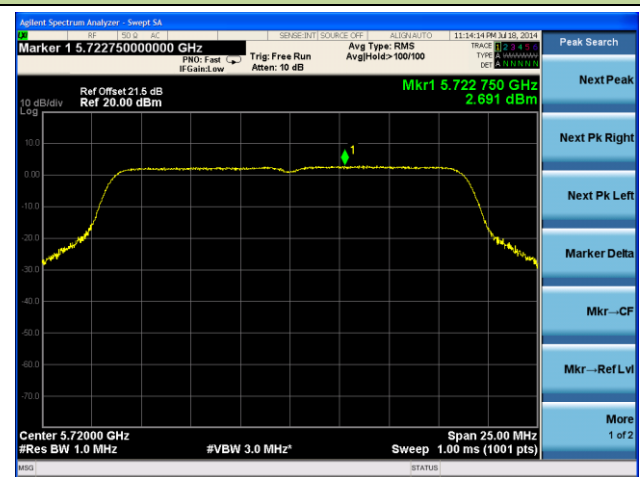
### Channel 120 (5600MHz)



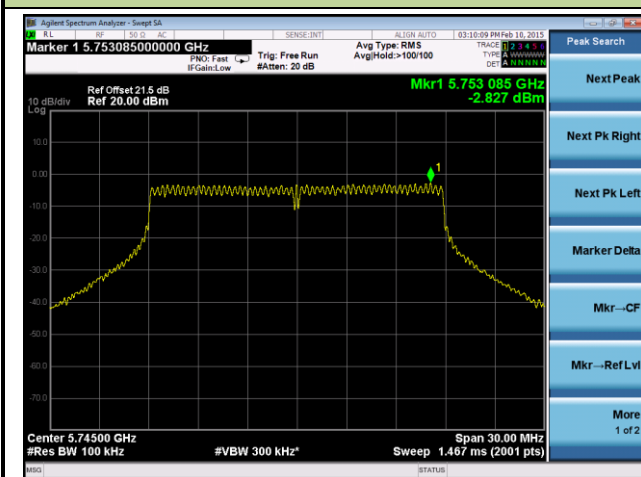
### Channel 140 (5700MHz)



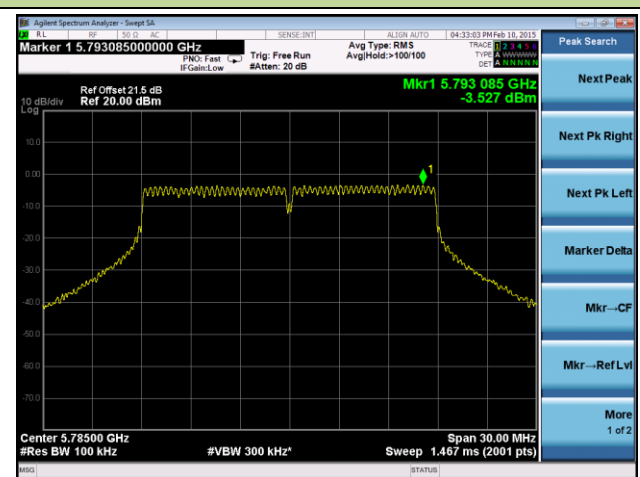
### Channel 144 (5720MHz)



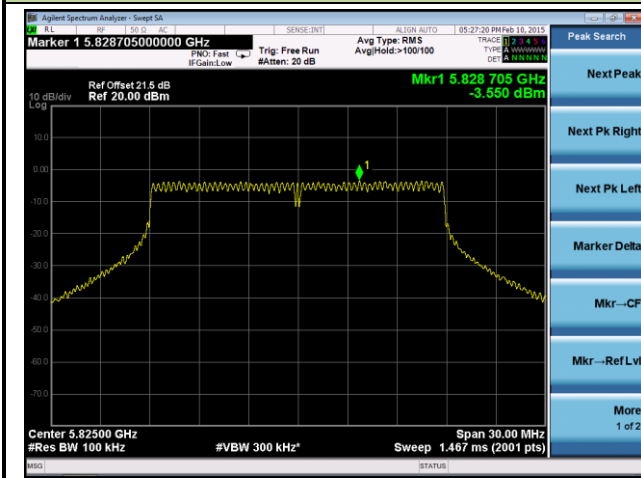
### Channel 149 (5745MHz)



### Channel 157 (5785MHz)

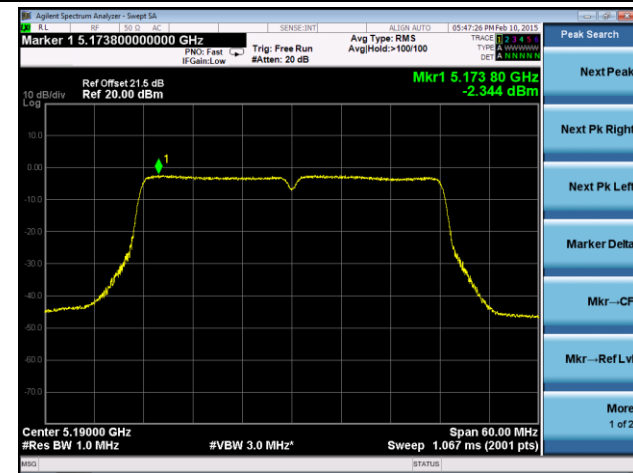


### Channel 165 (5825MHz)

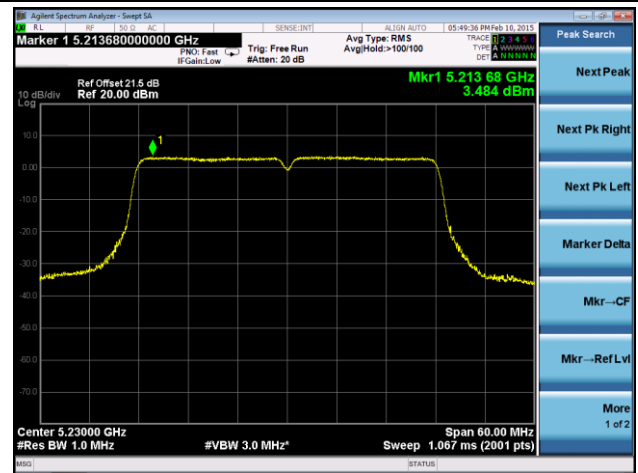


### 802.11ac-VHT40 Power Spectral Density - Ant 0 / Ant 0 + 1 + 2 + 3

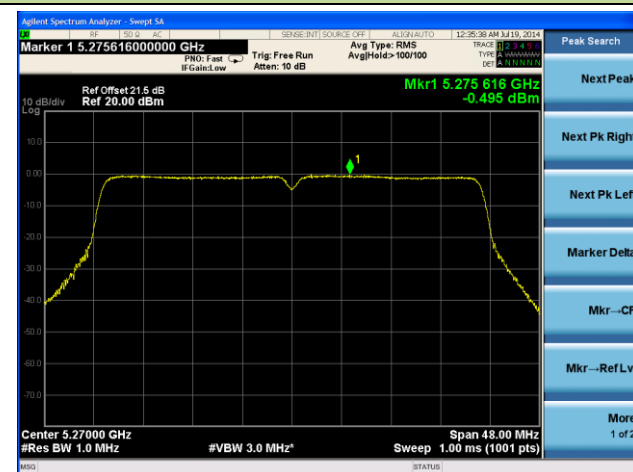
#### Channel 38 (5190MHz)



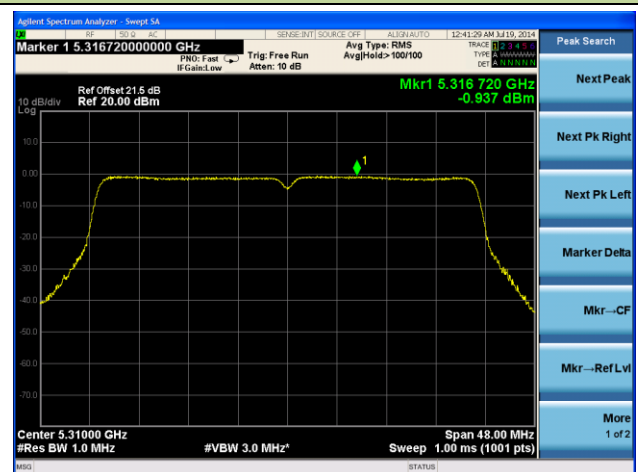
#### Channel 46 (5230MHz)



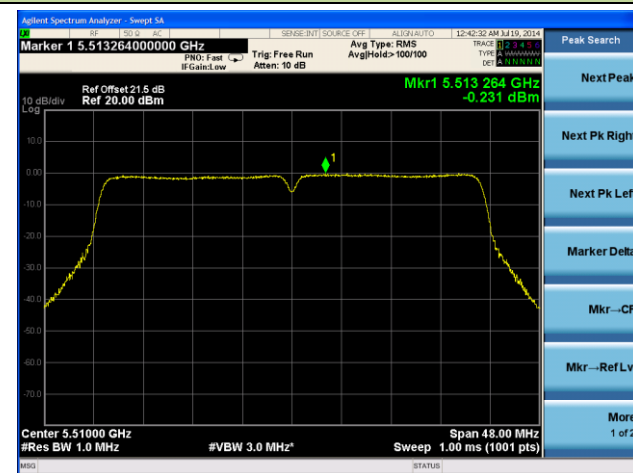
#### Channel 54 (5270MHz)



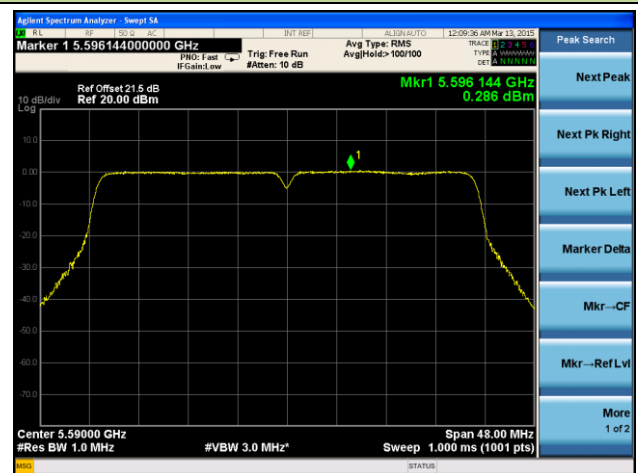
#### Channel 62 (5310MHz)

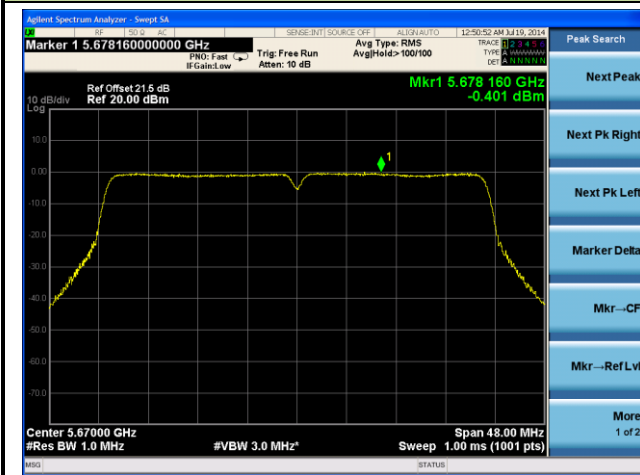
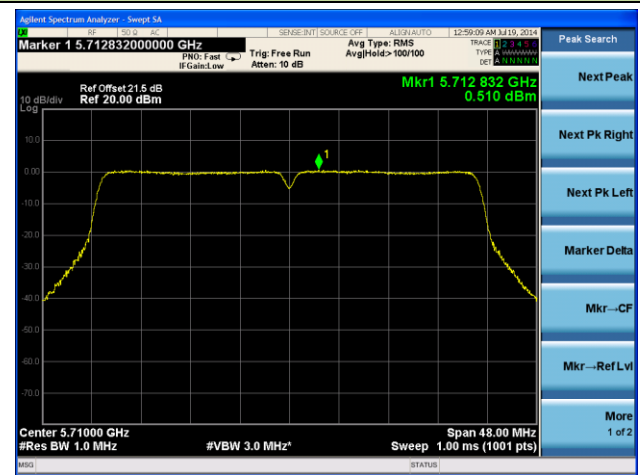
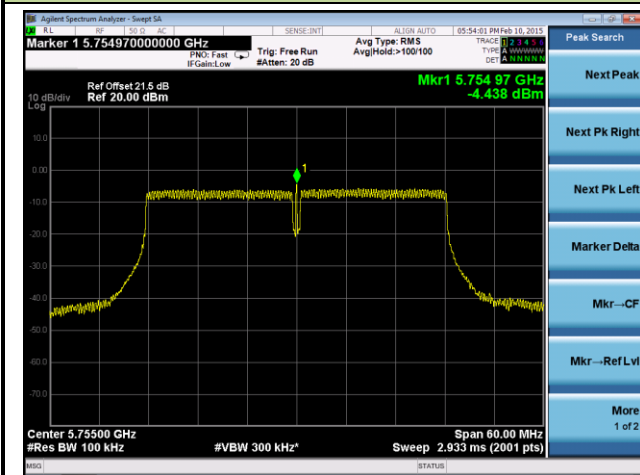
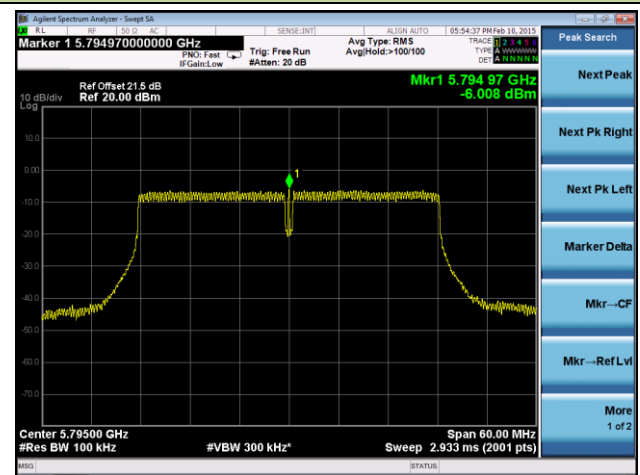


#### Channel 102 (5510MHz)



#### Channel 118 (5590MHz)

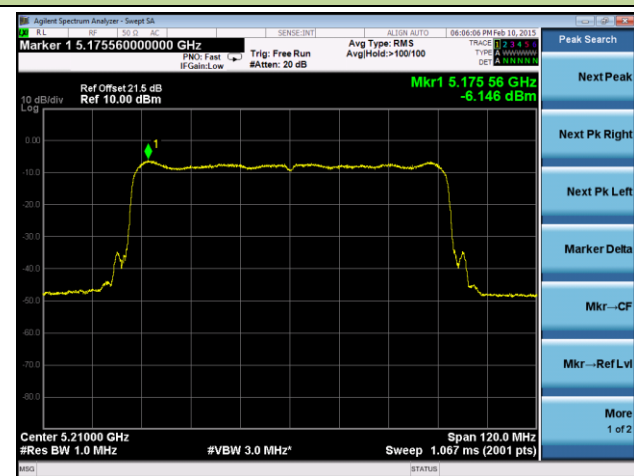


**Channel 134 (5670MHz)**

**Channel 142 (5710MHz)**

**Channel 151 (5755MHz)**

**Channel 159 (5795MHz)**


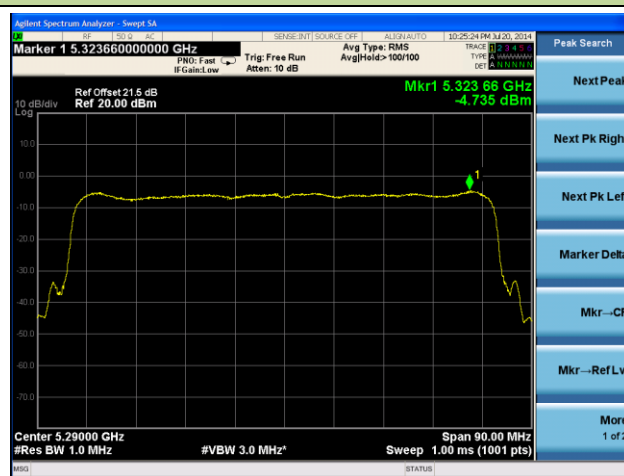


## 802.11ac-VHT80 Power Spectral Density - Ant 0 / Ant 0 + 1 + 2 + 3

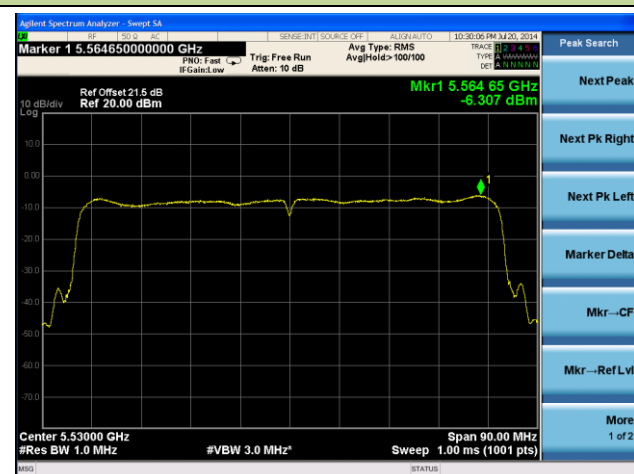
Channel 42 (5210MHz)



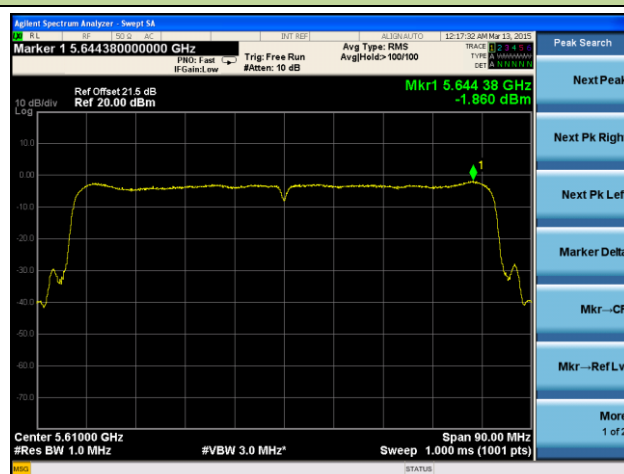
Channel 58 (5290MHz)



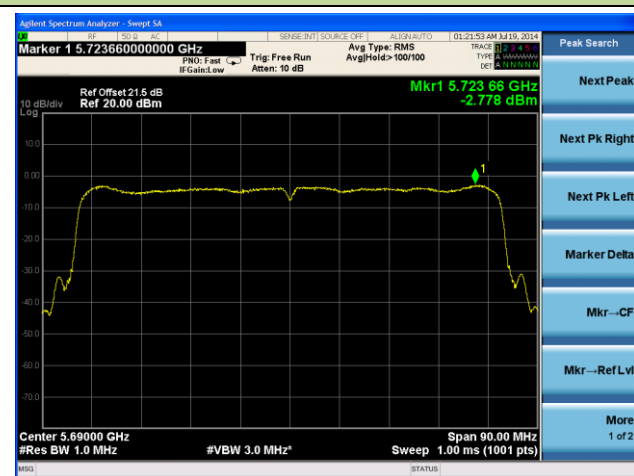
Channel 106 (5530MHz)



Channel 122 (5610MHz)



Channel 138 (5690MHz)



Channel 155 (5775MHz)

