

Test Setup Photo

Description: Front view of Conducted Emission Test Setup (844G-2)



Description: Back view of Conducted Emission Test Setup (844G-2)



Description: Front view of Conducted Emission Test Setup (854G-2)




Description: Back view of Conducted Emission Test Setup (854G-2)



Description: Front view of Radiated Emission Test Setup for 30 ~ 1000MHz (844G-2)




Description: Front view of Radiated Emission Test Setup for 30 ~ 1000MHz (854G-2)



Description: Front view of Radiated Emission Test Setup for 1 ~ 18GHz (844G-2)




Description: Front view of Radiated Emission Test Setup for 1 ~ 18GHz (854G-2)



Description: Radiated Emission Test Setup for 9kHz ~ 30MHz



Description: Radiated Emission Test Setup for 30MHz ~ 1GHz



Description: Radiated Emission Test Setup for 1GHz ~ 18GHz



Description: Radiated Emission Test Setup for 18GHz ~ 40GHz

