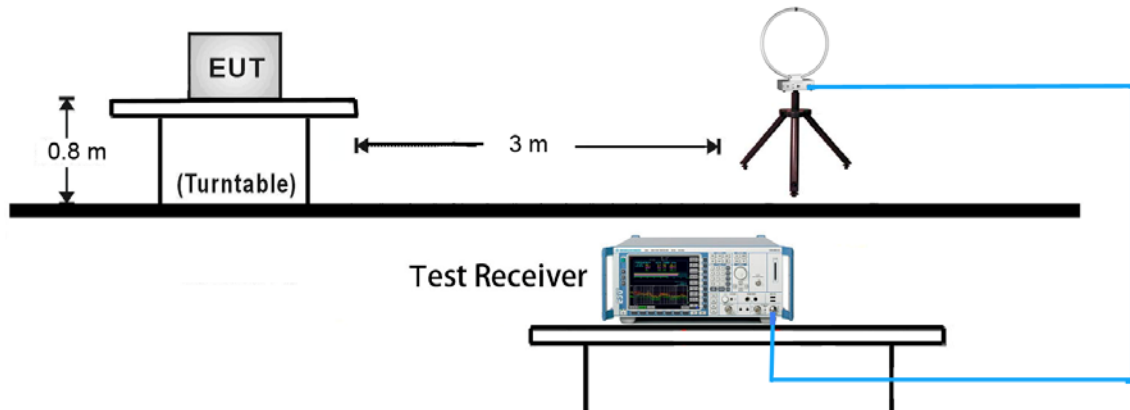
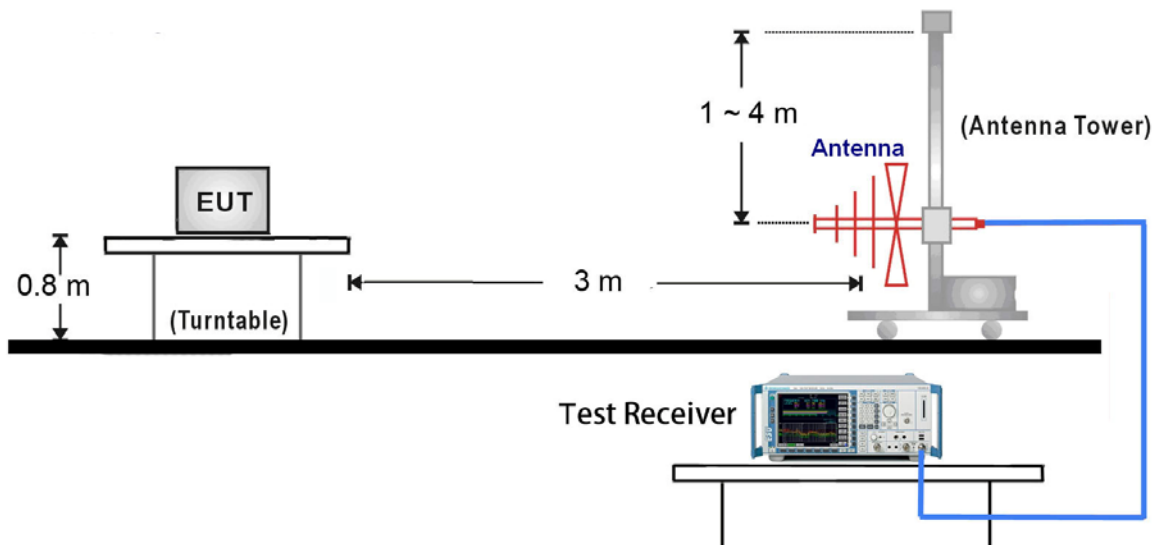


7.6.4. Test Setup

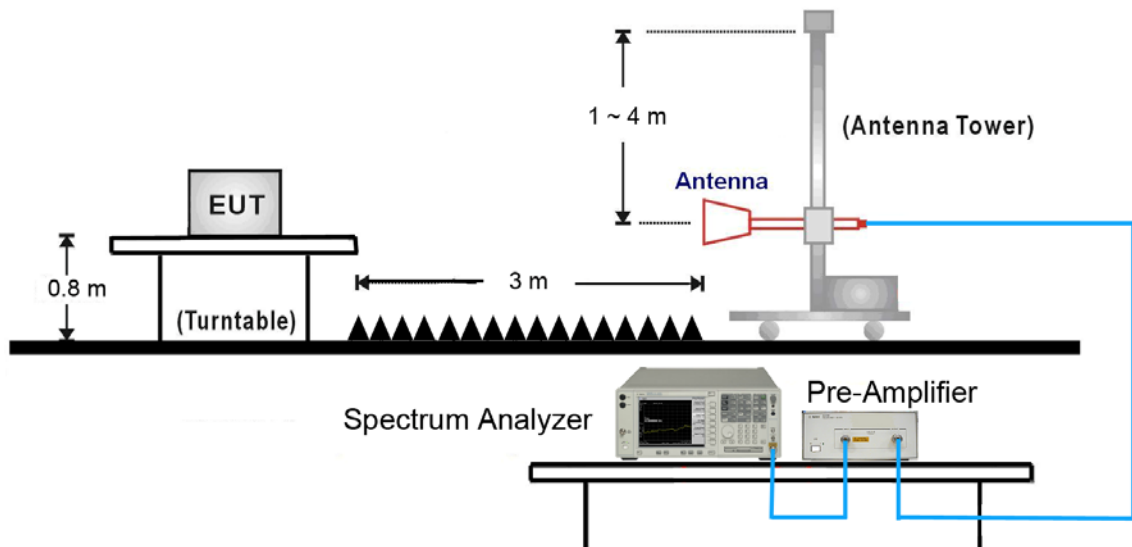
9kHz ~ 30MHz Test Setup:



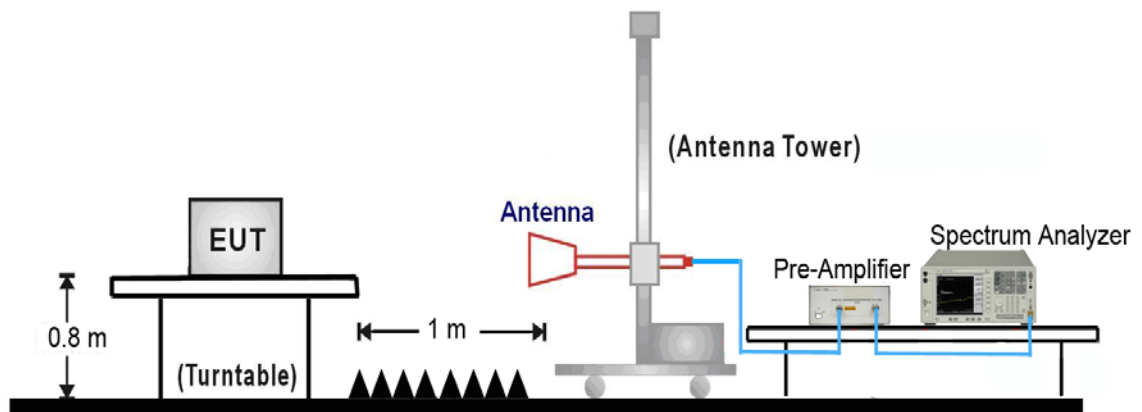
30MHz ~ 1GHz Test Setup:



1GHz ~ 18GHz Test Setup:



18GHz ~40GHz Test Setup:



7.6.5. Test Result

Test Mode:	802.11b	Test Site:	AC1
Test Channel:	01	Test Engineer:	Roy Cheng
Remark:	1. Average measurement was not performed if peak level lower than average limit. 2. Other frequency was 20dB below limit line within 1-18GHz, there is not show in the report.		

Mark	Frequency (MHz)	Reading Level (dBμV)	Factor (dB)	Measure Level (dBμV/m)	Limit (dBμV/m)	Margin (dB)	Detector	Polarization
*	3218.5	42.4	3.5	45.9	87.8	-41.9	Peak	Horizontal
*	3502.4	37.6	3.9	41.5	87.8	-46.3	Peak	Horizontal
	4824.0	37.0	6.4	43.4	74.0	-30.6	Peak	Horizontal
	7263.5	34.8	13.9	48.7	74.0	-25.3	Peak	Horizontal
*	3072.7	36.9	3.5	40.3	87.8	-47.5	Peak	Vertical
*	3502.6	37.0	3.9	40.9	87.8	-46.9	Peak	Vertical
	4824.0	36.8	6.4	43.2	74.0	-30.8	Peak	Vertical
	7494.0	36.6	14.4	51.0	74.0	-23.0	Peak	Vertical

Note 1: "*" is not in restricted band, its limit is 20dBc of the fundamental emission level (107.8dBμV/m).

Note 2: Measure Level (dBμV/m) = Reading Level (dBμV) + Factor (dB)

Factor (dB) = Cable Loss (dB) + Antenna Factor (dB/m) - Pre_Amplifier Gain (dB)

Test Mode:	802.11b	Test Site:	AC1
Test Channel:	06	Test Engineer:	Roy Cheng
Remark:	1. Average measurement was not performed if peak level lower than average limit. 2. Other frequency was 20dB below limit line within 1-18GHz, there is not show in the report.		

Mark	Frequency (MHz)	Reading Level (dBμV)	Factor (dB)	Measure Level (dBμV/m)	Limit (dBμV/m)	Margin (dB)	Detector	Polarization
*	3252.5	41.0	3.4	44.4	87.8	-43.4	Peak	Horizontal
*	3512.6	36.8	3.9	40.7	87.8	-47.1	Peak	Horizontal
	4874.0	35.6	6.6	42.2	74.0	-31.8	Peak	Horizontal
	7311.0	34.2	14.0	48.2	74.0	-25.8	Peak	Horizontal
*	3157.2	37.3	3.6	41.0	87.8	-46.8	Peak	Vertical
*	3569.4	37.0	4.0	41.1	87.8	-46.7	Peak	Vertical
	4874.0	36.4	6.6	43.0	74.0	-31.0	Peak	Vertical
	7311.0	34.2	14.0	48.2	74.0	-25.8	Peak	Vertical

Note 1: "*" is not in restricted band, its limit is 20dBc of the fundamental emission level (107.8dBμV/m).

Note 2: Measure Level (dBμV/m) = Reading Level (dBμV) + Factor (dB)

Factor (dB) = Cable Loss (dB) + Antenna Factor (dB/m) - Pre_Amplifier Gain (dB)

Test Mode:	802.11b	Test Site:	AC1
Test Channel:	11	Test Engineer:	Roy Cheng
Remark:	1. Average measurement was not performed if peak level lower than average limit. 2. Other frequency was 20dB below limit line within 1-18GHz, there is not show in the report.		

Mark	Frequency (MHz)	Reading Level (dBμV)	Factor (dB)	Measure Level (dBμV/m)	Limit (dBμV/m)	Margin (dB)	Detector	Polarization
*	3184.5	39.8	3.6	43.4	87.8	-44.4	Peak	Horizontal
*	3583.1	37.4	4.0	41.4	87.8	-46.4	Peak	Horizontal
	4924.0	36.1	6.7	42.9	74.0	-31.1	Peak	Horizontal
	7386.0	33.9	14.1	48.0	74.0	-26.0	Peak	Horizontal
*	3218.5	39.5	3.5	43.0	87.8	-44.8	Peak	Vertical
*	3514.2	36.4	3.9	40.3	87.8	-47.5	Peak	Vertical
	4924.0	36.3	6.7	43.0	74.0	-31.0	Peak	Vertical
	7386.0	34.3	14.1	48.4	74.0	-25.6	Peak	Vertical

Note 1: "*" is not in restricted band, its limit is 20dBc of the fundamental emission level (107.8dBμV/m).

Note 2: Measure Level (dBμV/m) = Reading Level (dBμV) + Factor (dB)

Factor (dB) = Cable Loss (dB) + Antenna Factor (dB/m) - Pre_Amplifier Gain (dB)

Test Mode:	802.11g	Test Site:	AC1
Test Channel:	01	Test Engineer:	Roy Cheng
Remark:	1. Average measurement was not performed if peak level lower than average limit. 2. Other frequency was 20dB below limit line within 1-18GHz, there is not show in the report.		

Mark	Frequency (MHz)	Reading Level (dBμV)	Factor (dB)	Measure Level (dBμV/m)	Limit (dBμV/m)	Margin (dB)	Detector	Polarization
*	3218.5	42.3	3.5	45.8	91.2	-45.4	Peak	Horizontal
*	3515.6	36.1	3.9	40.0	91.2	-51.2	Peak	Horizontal
	4824.0	35.9	6.4	42.3	74.0	-31.7	Peak	Horizontal
	7253.7	34.0	13.9	47.9	74.0	-26.1	Peak	Horizontal
*	3025.4	36.0	3.4	39.4	91.2	-51.8	Peak	Vertical
*	3591.0	36.3	4.0	40.3	91.2	-50.9	Peak	Vertical
	4824.0	35.4	6.4	41.8	74.0	-32.2	Peak	Vertical
	7263.5	34.4	13.9	48.3	74.0	-25.7	Peak	Vertical

Note 1: "*" is not in restricted band, its limit is 20dBc of the fundamental emission level (111.2dBμV/m).

Note 2: Measure Level (dBμV/m) = Reading Level (dBμV) + Factor (dB)

Factor (dB) = Cable Loss (dB) + Antenna Factor (dB/m) - Pre_Amplifier Gain (dB)

Test Mode:	802.11g	Test Site:	AC1
Test Channel:	06	Test Engineer:	Roy Cheng
Remark:	1. Average measurement was not performed if peak level lower than average limit. 2. Other frequency was 20dB below limit line within 1-18GHz, there is not show in the report.		

Mark	Frequency (MHz)	Reading Level (dBμV)	Factor (dB)	Measure Level (dBμV/m)	Limit (dBμV/m)	Margin (dB)	Detector	Polarization
*	3184.5	40.4	3.6	43.9	90.9	-47.0	Peak	Horizontal
*	3515.8	36.2	3.9	40.1	90.9	-50.8	Peak	Horizontal
	4874.0	35.7	6.6	42.3	74.0	-31.7	Peak	Horizontal
	7311.0	34.5	14.0	48.5	74.0	-25.5	Peak	Horizontal
*	3159.0	37.8	3.6	41.4	90.9	-49.5	Peak	Vertical
*	3526.6	36.9	4.0	40.9	90.9	-50.0	Peak	Vertical
	4874.0	35.8	6.6	42.4	74.0	-31.6	Peak	Vertical
	7311.0	35.1	14.0	49.0	74.0	-25.0	Peak	Vertical

Note 1: "*" is not in restricted band, its limit is 20dBc of the fundamental emission level (110.9dBμV/m).

Note 2: Measure Level (dBμV/m) = Reading Level (dBμV) + Factor (dB)

Factor (dB) = Cable Loss (dB) + Antenna Factor (dB/m) - Pre_Amplifier Gain (dB)

Test Mode:	802.11g	Test Site:	AC1
Test Channel:	11	Test Engineer:	Roy Cheng
Remark:	1. Average measurement was not performed if peak level lower than average limit. 2. Other frequency was 20dB below limit line within 1-18GHz, there is not show in the report.		

Mark	Frequency (MHz)	Reading Level (dBμV)	Factor (dB)	Measure Level (dBμV/m)	Limit (dBμV/m)	Margin (dB)	Detector	Polarization
*	3184.5	40.5	3.6	44.1	90.8	-46.7	Peak	Horizontal
*	3546.6	36.7	4.1	40.7	90.8	-50.1	Peak	Horizontal
	4924.0	36.4	6.7	43.2	74.0	-30.8	Peak	Horizontal
	7386.0	35.2	14.1	49.3	74.0	-24.7	Peak	Horizontal
*	3184.5	38.5	3.6	42.0	90.8	-48.8	Peak	Vertical
*	3526.6	36.9	4.0	40.9	90.8	-49.9	Peak	Vertical
	4924.0	35.6	6.7	42.3	74.0	-31.7	Peak	Vertical
	7386.0	34.5	14.1	48.6	74.0	-25.4	Peak	Vertical

Note 1: "*" is not in restricted band, its limit is 20dBc of the fundamental emission level (110.8dBμV/m).

Note 2: Measure Level (dBμV/m) = Reading Level (dBμV) + Factor (dB)

Factor (dB) = Cable Loss (dB) + Antenna Factor (dB/m) - Pre_Amplifier Gain (dB)

Test Mode:	802.11n-HT20 - Ant 0	Test Site:	AC1
Test Channel:	01	Test Engineer:	Roy Cheng
Remark:	1. Average measurement was not performed if peak level lower than average limit. 2. Other frequency was 20dB below limit line within 1-18GHz, there is not show in the report.		

Mark	Frequency (MHz)	Reading Level (dBμV)	Factor (dB)	Measure Level (dBμV/m)	Limit (dBμV/m)	Margin (dB)	Detector	Polarization
*	3218.5	42.4	3.5	45.9	90.3	-44.4	Peak	Horizontal
*	3502.7	36.6	3.9	40.5	90.3	-49.8	Peak	Horizontal
	4824.0	35.1	6.4	41.5	74.0	-32.5	Peak	Horizontal
	7265.4	34.5	13.9	48.4	74.0	-25.6	Peak	Horizontal
*	3025.6	36.1	3.4	39.5	90.3	-50.8	Peak	Vertical
*	3514.8	36.2	3.9	40.1	90.3	-50.2	Peak	Vertical
	4824.0	35.7	6.4	42.1	74.0	-31.9	Peak	Vertical
	7263.5	34.5	13.9	48.4	74.0	-25.6	Peak	Vertical

Note 1: "*" is not in restricted band, its limit is 20dBc of the fundamental emission level (110.3dBμV/m).

Note 2: Measure Level (dBμV/m) = Reading Level (dBμV) + Factor (dB)

Factor (dB) = Cable Loss (dB) + Antenna Factor (dB/m) - Pre_Amplifier Gain (dB)

Test Mode:	802.11n-HT20 - Ant 0	Test Site:	AC1
Test Channel:	06	Test Engineer:	Roy Cheng
Remark:	1. Average measurement was not performed if peak level lower than average limit. 2. Other frequency was 20dB below limit line within 1-18GHz, there is not show in the report.		

Mark	Frequency (MHz)	Reading Level (dBμV)	Factor (dB)	Measure Level (dBμV/m)	Limit (dBμV/m)	Margin (dB)	Detector	Polarization
*	3252.5	41.8	3.4	45.2	90.1	-44.9	Peak	Horizontal
*	3573.1	36.8	4.0	40.8	90.1	-49.3	Peak	Horizontal
	4874.0	36.9	6.6	43.5	74.0	-30.5	Peak	Horizontal
	7311.0	34.6	14.0	48.6	74.0	-25.4	Peak	Horizontal
*	3184.5	39.0	3.6	42.6	90.1	-47.5	Peak	Vertical
*	3512.9	36.9	3.9	40.9	90.1	-49.2	Peak	Vertical
	4874.0	36.1	6.6	42.7	74.0	-31.3	Peak	Vertical
	7311.0	35.2	14.0	49.2	74.0	-24.8	Peak	Vertical

Note 1: "*" is not in restricted band, its limit is 20dBc of the fundamental emission level (110.1dBμV/m).

Note 2: Measure Level (dBμV/m) = Reading Level (dBμV) + Factor (dB)

Factor (dB) = Cable Loss (dB) + Antenna Factor (dB/m) - Pre_Amplifier Gain (dB)

Test Mode:	802.11n-HT20 - Ant 0	Test Site:	AC1
Test Channel:	11	Test Engineer:	Roy Cheng
Remark:	1. Average measurement was not performed if peak level lower than average limit. 2. Other frequency was 20dB below limit line within 1-18GHz, there is not show in the report.		

Mark	Frequency (MHz)	Reading Level (dBμV)	Factor (dB)	Measure Level (dBμV/m)	Limit (dBμV/m)	Margin (dB)	Detector	Polarization
*	3184.5	40.3	3.6	43.9	89.7	-45.8	Peak	Horizontal
*	3573.9	36.3	4.0	40.4	89.7	-49.3	Peak	Horizontal
	4924.0	36.3	6.7	43.1	74.0	-30.9	Peak	Horizontal
	7386.0	35.0	14.1	49.1	74.0	-24.9	Peak	Horizontal
*	3024.7	36.4	3.4	39.8	89.7	-49.9	Peak	Vertical
*	3503.6	37.1	3.9	41.0	89.7	-48.7	Peak	Vertical
	4874.0	36.0	6.6	42.6	74.0	-31.4	Peak	Vertical
	7386.0	34.4	14.1	48.5	74.0	-25.5	Peak	Vertical

Note 1: "*" is not in restricted band, its limit is 20dBc of the fundamental emission level (109.7dBμV/m).

Note 2: Measure Level (dBμV/m) = Reading Level (dBμV) + Factor (dB)

Factor (dB) = Cable Loss (dB) + Antenna Factor (dB/m) - Pre_Amplifier Gain (dB)

Test Mode:	802.11n-HT20 - Ant 1	Test Site:	AC1
Test Channel:	01	Test Engineer:	Roy Cheng
Remark:	1. Average measurement was not performed if peak level lower than average limit. 2. Other frequency was 20dB below limit line within 1-18GHz, there is not show in the report.		

Mark	Frequency (MHz)	Reading Level (dBμV)	Factor (dB)	Measure Level (dBμV/m)	Limit (dBμV/m)	Margin (dB)	Detector	Polarization
*	3024.7	36.7	3.4	40.1	82.7	-42.6	Peak	Horizontal
*	3563.0	36.5	4.1	40.5	82.7	-42.2	Peak	Horizontal
	4824.0	35.8	6.4	42.2	74.0	-31.8	Peak	Horizontal
	7265.7	34.6	13.9	48.5	74.0	-25.5	Peak	Horizontal
*	3024.8	36.4	3.4	39.8	82.7	-42.9	Peak	Vertical
*	3536.7	36.9	4.0	40.9	82.7	-41.8	Peak	Vertical
	4824.0	35.2	6.4	41.6	74.0	-32.4	Peak	Vertical
	7256.7	34.6	13.9	48.4	74.0	-25.6	Peak	Vertical

Note 1: "*" is not in restricted band, its limit is 20dBc of the fundamental emission level (102.7dBμV/m).

Note 2: Measure Level (dBμV/m) = Reading Level (dBμV) + Factor (dB)

Factor (dB) = Cable Loss (dB) + Antenna Factor (dB/m) - Pre_Amplifier Gain (dB)

Test Mode:	802.11n-HT20 - Ant 1	Test Site:	AC1
Test Channel:	06	Test Engineer:	Roy Cheng
Remark:	1. Average measurement was not performed if peak level lower than average limit. 2. Other frequency was 20dB below limit line within 1-18GHz, there is not show in the report.		

Mark	Frequency (MHz)	Reading Level (dBμV)	Factor (dB)	Measure Level (dBμV/m)	Limit (dBμV/m)	Margin (dB)	Detector	Polarization
*	3184.5	40.7	3.6	44.3	82.1	-37.8	Peak	Horizontal
*	3593.4	36.3	4.0	40.3	82.1	-41.8	Peak	Horizontal
	4874.0	35.8	6.6	42.4	74.0	-31.6	Peak	Horizontal
	7311.0	34.7	14.0	48.7	74.0	-25.3	Peak	Horizontal
*	3210.0	38.3	3.5	41.8	82.1	-40.3	Peak	Vertical
*	3572.1	37.2	4.0	41.2	82.1	-40.9	Peak	Vertical
	4874.0	35.8	6.6	42.4	74.0	-31.6	Peak	Vertical
	7311.0	34.4	14.0	48.4	74.0	-25.6	Peak	Vertical

Note 1: "*" is not in restricted band, its limit is 20dBc of the fundamental emission level (102.1dBμV/m).

Note 2: Measure Level (dBμV/m) = Reading Level (dBμV) + Factor (dB)

Factor (dB) = Cable Loss (dB) + Antenna Factor (dB/m) - Pre_Amplifier Gain (dB)

Test Mode:	802.11n-HT20 - Ant 1	Test Site:	AC1
Test Channel:	11	Test Engineer:	Roy Cheng
Remark:	1. Average measurement was not performed if peak level lower than average limit. 2. Other frequency was 20dB below limit line within 1-18GHz, there is not show in the report.		

Mark	Frequency (MHz)	Reading Level (dBμV)	Factor (dB)	Measure Level (dBμV/m)	Limit (dBμV/m)	Margin (dB)	Detector	Polarization
*	3184.5	39.7	3.6	43.3	81.3	-38.0	Peak	Horizontal
*	3572.8	36.6	4.0	40.6	81.3	-40.7	Peak	Horizontal
	4924.0	36.1	6.7	42.8	74.0	-31.2	Peak	Horizontal
	7386.0	34.6	14.1	48.7	74.0	-25.3	Peak	Horizontal
*	3184.5	37.9	3.6	41.5	81.3	-39.8	Peak	Vertical
*	3533.0	38.3	4.0	42.3	81.3	-39.0	Peak	Vertical
	4924.0	36.2	6.7	42.9	74.0	-31.1	Peak	Vertical
	7386.0	34.6	14.1	48.7	74.0	-25.3	Peak	Vertical

Note 1: "*" is not in restricted band, its limit is 20dBc of the fundamental emission level (101.3dBμV/m).

Note 2: Measure Level (dBμV/m) = Reading Level (dBμV) + Factor (dB)

Factor (dB) = Cable Loss (dB) + Antenna Factor (dB/m) - Pre_Amplifier Gain (dB)

Test Mode:	802.11n-HT20 - Ant 0 + 1	Test Site:	AC1
Test Channel:	01	Test Engineer:	Roy Cheng
Remark:	1. Average measurement was not performed if peak level lower than average limit. 2. Other frequency was 20dB below limit line within 1-18GHz, there is not show in the report.		

Mark	Frequency (MHz)	Reading Level (dBμV)	Factor (dB)	Measure Level (dBμV/m)	Limit (dBμV/m)	Margin (dB)	Detector	Polarization
*	3218.5	42.0	3.5	45.5	89.5	-44.0	Peak	Horizontal
*	3573.7	36.2	4.0	40.2	89.5	-49.3	Peak	Horizontal
	4824.0	36.3	6.4	42.7	74.0	-31.3	Peak	Horizontal
	7263.8	35.2	13.9	49.0	74.0	-25.0	Peak	Horizontal
*	3218.5	39.8	3.5	43.3	89.5	-46.2	Peak	Vertical
*	3572.2	36.3	4.0	40.4	89.5	-49.1	Peak	Vertical
	4824.0	35.6	6.4	42.0	74.0	-32.0	Peak	Vertical
	7265.7	34.3	13.9	48.2	74.0	-25.8	Peak	Vertical

Note 1: "*" is not in restricted band, its limit is 20dBc of the fundamental emission level (109.5dBμV/m).

Note 2: Measure Level (dBμV/m) = Reading Level (dBμV) + Factor (dB)

Factor (dB) = Cable Loss (dB) + Antenna Factor (dB/m) - Pre_Amplifier Gain (dB)

Test Mode:	802.11n-HT20 - Ant 0 + 1	Test Site:	AC1
Test Channel:	06	Test Engineer:	Roy Cheng
Remark:	1. Average measurement was not performed if peak level lower than average limit. 2. Other frequency was 20dB below limit line within 1-18GHz, there is not show in the report.		

Mark	Frequency (MHz)	Reading Level (dBμV)	Factor (dB)	Measure Level (dBμV/m)	Limit (dBμV/m)	Margin (dB)	Detector	Polarization
*	3252.5	41.1	3.4	44.4	89.6	-45.2	Peak	Horizontal
*	3568.5	37.0	4.0	41.1	89.6	-48.5	Peak	Horizontal
	4874.0	35.5	6.6	42.1	74.0	-31.9	Peak	Horizontal
	7311.0	34.2	14.0	48.2	74.0	-25.8	Peak	Horizontal
*	3184.5	38.7	3.6	42.2	89.6	-47.4	Peak	Vertical
*	3526.7	36.7	4.0	40.7	89.6	-48.9	Peak	Vertical
	4874.0	36.7	6.6	43.3	74.0	-30.7	Peak	Vertical
	7311.0	34.5	14.0	48.5	74.0	-25.5	Peak	Vertical

Note 1: "*" is not in restricted band, its limit is 20dBc of the fundamental emission level (109.6dBμV/m).

Note 2: Measure Level (dBμV/m) = Reading Level (dBμV) + Factor (dB)

Factor (dB) = Cable Loss (dB) + Antenna Factor (dB/m) - Pre_Amplifier Gain (dB)

Test Mode:	802.11n-HT20 - Ant 0 + 1	Test Site:	AC1
Test Channel:	11	Test Engineer:	Roy Cheng
Remark:	1. Average measurement was not performed if peak level lower than average limit. 2. Other frequency was 20dB below limit line within 1-18GHz, there is not show in the report.		

Mark	Frequency (MHz)	Reading Level (dBμV)	Factor (dB)	Measure Level (dBμV/m)	Limit (dBμV/m)	Margin (dB)	Detector	Polarization
*	3184.5	40.5	3.6	44.1	89.7	-45.6	Peak	Horizontal
*	3596.6	36.2	4.0	40.2	89.7	-49.5	Peak	Horizontal
	4924.0	35.5	6.7	42.3	74.0	-31.7	Peak	Horizontal
	7386.0	34.3	14.1	48.4	74.0	-25.6	Peak	Horizontal
*	3025.6	36.3	3.4	39.7	89.7	-50.0	Peak	Vertical
*	3568.3	35.8	4.0	39.8	89.7	-49.9	Peak	Vertical
	4924.0	36.3	6.7	43.1	74.0	-30.9	Peak	Vertical
	7386.0	34.4	14.1	48.5	74.0	-25.5	Peak	Vertical

Note 1: "*" is not in restricted band, its limit is 20dBc of the fundamental emission level (109.7dBμV/m).

Note 2: Measure Level (dBμV/m) = Reading Level (dBμV) + Factor (dB)

Factor (dB) = Cable Loss (dB) + Antenna Factor (dB/m) - Pre_Amplifier Gain (dB)

Test Mode:	802.11n-HT40 - Ant 0	Test Site:	AC1
Test Channel:	03	Test Engineer:	Roy Cheng
Remark:	1. Average measurement was not performed if peak level lower than average limit. 2. Other frequency was 20dB below limit line within 1-18GHz, there is not show in the report.		

Mark	Frequency (MHz)	Reading Level (dBμV)	Factor (dB)	Measure Level (dBμV/m)	Limit (dBμV/m)	Margin (dB)	Detector	Polarization
*	3227.0	41.2	3.5	44.6	86.5	-41.9	Peak	Horizontal
*	3524.1	38.0	3.9	41.9	86.5	-44.6	Peak	Horizontal
	4844.0	36.6	6.5	43.1	74.0	-30.9	Peak	Horizontal
	7266.0	34.6	13.9	48.5	74.0	-25.5	Peak	Horizontal
*	3142.0	37.8	3.6	41.4	86.5	-45.1	Peak	Vertical
*	4476.5	37.8	5.6	43.4	86.5	-43.1	Peak	Vertical
	4844.0	36.2	6.5	42.6	74.0	-31.4	Peak	Vertical
	7266.0	34.6	13.9	48.5	74.0	-25.5	Peak	Vertical

Note 1: "*" is not in restricted band, its limit is 20dBc of the fundamental emission level (106.5dBμV/m).

Note 2: Measure Level (dBμV/m) = Reading Level (dBμV) + Factor (dB)

Factor (dB) = Cable Loss (dB) + Antenna Factor (dB/m) - Pre_Amplifier Gain (dB)

Test Mode:	802.11n-HT40 - Ant 0	Test Site:	AC1
Test Channel:	06	Test Engineer:	Roy Cheng
Remark:	1. Average measurement was not performed if peak level lower than average limit. 2. Other frequency was 20dB below limit line within 1-18GHz, there is not show in the report.		

Mark	Frequency (MHz)	Reading Level (dBμV)	Factor (dB)	Measure Level (dBμV/m)	Limit (dBμV/m)	Margin (dB)	Detector	Polarization
*	3184.5	40.9	3.6	44.5	85.5	-41.0	Peak	Horizontal
*	3483.7	38.0	3.8	41.8	85.5	-43.7	Peak	Horizontal
	4874.0	36.9	6.6	43.5	74.0	-30.5	Peak	Horizontal
	7311.0	34.8	14.0	48.8	74.0	-25.2	Peak	Horizontal
*	3218.5	39.0	3.5	42.5	85.5	-43.0	Peak	Vertical
*	3596.7	35.7	4.0	39.7	85.5	-45.8	Peak	Vertical
	4874.0	35.6	6.6	42.2	74.0	-31.8	Peak	Vertical
	7311.0	34.0	14.0	48.0	74.0	-26.0	Peak	Vertical

Note 1: "*" is not in restricted band, its limit is 20dBc of the fundamental emission level (105.5dBμV/m).

Note 2: Measure Level (dBμV/m) = Reading Level (dBμV) + Factor (dB)

Factor (dB) = Cable Loss (dB) + Antenna Factor (dB/m) - Pre_Amplifier Gain (dB)

Test Mode:	802.11n-HT40 - Ant 0	Test Site:	AC1
Test Channel:	09	Test Engineer:	Roy Cheng
Remark:	1. Average measurement was not performed if peak level lower than average limit. 2. Other frequency was 20dB below limit line within 1-18GHz, there is not show in the report.		

Mark	Frequency (MHz)	Reading Level (dBμV)	Factor (dB)	Measure Level (dBμV/m)	Limit (dBμV/m)	Margin (dB)	Detector	Polarization
*	3184.5	41.2	3.6	44.8	84.7	-39.9	Peak	Horizontal
*	3562.3	36.7	4.1	40.8	84.7	-43.9	Peak	Horizontal
	4904.0	36.9	6.7	43.6	74.0	-30.4	Peak	Horizontal
	7356.0	34.5	14.0	48.5	74.0	-25.5	Peak	Horizontal
*	3025.0	37.2	3.4	40.6	84.7	-44.1	Peak	Vertical
*	3502.7	37.0	3.9	40.8	84.7	-43.9	Peak	Vertical
	4904.0	36.4	6.7	43.1	74.0	-30.9	Peak	Vertical
	7356.0	34.3	14.0	48.3	74.0	-25.7	Peak	Vertical

Note 1: "*" is not in restricted band, its limit is 20dBc of the fundamental emission level (104.7dBμV/m).

Note 2: Measure Level (dBμV/m) = Reading Level (dBμV) + Factor (dB)

Factor (dB) = Cable Loss (dB) + Antenna Factor (dB/m) - Pre_Amplifier Gain (dB)

Test Mode:	802.11n-HT40 - Ant 1	Test Site:	AC1
Test Channel:	03	Test Engineer:	Roy Cheng
Remark:	1. Average measurement was not performed if peak level lower than average limit. 2. Other frequency was 20dB below limit line within 1-18GHz, there is not show in the report.		

Mark	Frequency (MHz)	Reading Level (dBμV)	Factor (dB)	Measure Level (dBμV/m)	Limit (dBμV/m)	Margin (dB)	Detector	Polarization
*	3184.5	40.2	3.6	43.8	80.2	-36.4	Peak	Horizontal
*	3541.5	37.1	4.0	41.1	80.2	-39.1	Peak	Horizontal
	4844.0	36.9	6.5	43.3	74.0	-30.7	Peak	Horizontal
	7266.0	34.1	13.9	48.0	74.0	-26.0	Peak	Horizontal
*	3024.9	36.5	3.4	39.9	80.2	-40.3	Peak	Vertical
*	3536.1	36.7	4.0	40.7	80.2	-39.5	Peak	Vertical
	4844.0	36.1	6.5	42.6	74.0	-31.4	Peak	Vertical
	7266.0	34.8	13.9	48.7	74.0	-25.3	Peak	Vertical

Note 1: "*" is not in restricted band, its limit is 20dBc of the fundamental emission level (100.2dBμV/m).

Note 2: Measure Level (dBμV/m) = Reading Level (dBμV) + Factor (dB)

Factor (dB) = Cable Loss (dB) + Antenna Factor (dB/m) - Pre_Amplifier Gain (dB)

Test Mode:	802.11n-HT40 - Ant 1	Test Site:	AC1
Test Channel:	06	Test Engineer:	Roy Cheng
Remark:	1. Average measurement was not performed if peak level lower than average limit. 2. Other frequency was 20dB below limit line within 1-18GHz, there is not show in the report.		

Mark	Frequency (MHz)	Reading Level (dBμV)	Factor (dB)	Measure Level (dBμV/m)	Limit (dBμV/m)	Margin (dB)	Detector	Polarization
*	3025.4	37.1	3.4	40.5	79.8	-39.3	Peak	Horizontal
*	3564.0	37.1	4.1	41.2	79.8	-38.6	Peak	Horizontal
	4874.0	36.1	6.6	42.7	74.0	-31.3	Peak	Horizontal
	7311.0	35.0	14.0	49.0	74.0	-25.0	Peak	Horizontal
*	3024.1	36.1	3.4	39.5	79.8	-40.3	Peak	Vertical
*	3569.5	36.9	4.0	40.9	79.8	-38.9	Peak	Vertical
	4874.0	36.1	6.6	42.7	74.0	-31.3	Peak	Vertical
	7311.0	34.4	14.0	48.4	74.0	-25.6	Peak	Vertical

Note 1: "*" is not in restricted band, its limit is 20dBc of the fundamental emission level (99.8dBμV/m).

Note 2: Measure Level (dBμV/m) = Reading Level (dBμV) + Factor (dB)

Factor (dB) = Cable Loss (dB) + Antenna Factor (dB/m) - Pre_Amplifier Gain (dB)

Test Mode:	802.11n-HT40 - Ant 1	Test Site:	AC1
Test Channel:	09	Test Engineer:	Roy Cheng
Remark:	1. Average measurement was not performed if peak level lower than average limit. 2. Other frequency was 20dB below limit line within 1-18GHz, there is not show in the report.		

Mark	Frequency (MHz)	Reading Level (dBμV)	Factor (dB)	Measure Level (dBμV/m)	Limit (dBμV/m)	Margin (dB)	Detector	Polarization
*	3184.5	41.0	3.6	44.5	79.5	-35.0	Peak	Horizontal
*	3593.5	36.1	4.0	40.1	79.5	-39.4	Peak	Horizontal
	4904.0	35.7	6.7	42.4	74.0	-31.6	Peak	Horizontal
	7356.0	35.3	14.0	49.3	74.0	-24.7	Peak	Horizontal
*	3024.6	36.1	3.4	39.5	79.5	-40.0	Peak	Vertical
*	3563.4	36.7	4.1	40.8	79.5	-38.7	Peak	Vertical
	4904.0	36.2	6.7	42.9	74.0	-31.1	Peak	Vertical
	7356.0	35.1	14.0	49.1	74.0	-24.9	Peak	Vertical

Note 1: "*" is not in restricted band, its limit is 20dBc of the fundamental emission level (99.5dBμV/m).

Note 2: Measure Level (dBμV/m) = Reading Level (dBμV) + Factor (dB)

Factor (dB) = Cable Loss (dB) + Antenna Factor (dB/m) - Pre_Amplifier Gain (dB)

Test Mode:	802.11n-HT40 - Ant 0 + 1	Test Site:	AC1
Test Channel:	03	Test Engineer:	Roy Cheng
Remark:	1. Average measurement was not performed if peak level lower than average limit. 2. Other frequency was 20dB below limit line within 1-18GHz, there is not show in the report.		

Mark	Frequency (MHz)	Reading Level (dBμV)	Factor (dB)	Measure Level (dBμV/m)	Limit (dBμV/m)	Margin (dB)	Detector	Polarization
*	3227.0	40.8	3.5	44.3	85.6	-41.3	Peak	Horizontal
*	3572.6	37.5	4.0	41.6	85.6	-44.0	Peak	Horizontal
	4844.0	37.3	6.5	43.7	74.0	-30.3	Peak	Horizontal
	7266.0	35.3	13.9	49.2	74.0	-24.8	Peak	Horizontal
*	3218.5	38.6	3.5	42.1	85.6	-43.5	Peak	Vertical
*	3593.7	36.2	4.0	40.2	85.6	-45.4	Peak	Vertical
	4844.0	36.8	6.5	43.3	74.0	-30.7	Peak	Vertical
	7266.0	34.2	13.9	48.1	74.0	-25.9	Peak	Vertical

Note 1: "*" is not in restricted band, its limit is 20dBc of the fundamental emission level (105.6dBμV/m).

Note 2: Measure Level (dBμV/m) = Reading Level (dBμV) + Factor (dB)

Factor (dB) = Cable Loss (dB) + Antenna Factor (dB/m) - Pre_Amplifier Gain (dB)

Test Mode:	802.11n-HT40 - Ant 0 + 1	Test Site:	AC1
Test Channel:	06	Test Engineer:	Roy Cheng
Remark:	1. Average measurement was not performed if peak level lower than average limit. 2. Other frequency was 20dB below limit line within 1-18GHz, there is not show in the report.		

Mark	Frequency (MHz)	Reading Level (dBμV)	Factor (dB)	Measure Level (dBμV/m)	Limit (dBμV/m)	Margin (dB)	Detector	Polarization
*	3252.5	40.5	3.4	43.8	85.7	-41.9	Peak	Horizontal
*	3526.5	36.5	4.0	40.4	85.7	-45.3	Peak	Horizontal
	4874.0	36.5	6.6	43.1	74.0	-30.9	Peak	Horizontal
	7311.0	34.9	14.0	48.9	74.0	-25.1	Peak	Horizontal
*	3045.7	36.5	3.4	40.0	85.7	-45.7	Peak	Vertical
*	3563.3	36.2	4.1	40.3	85.7	-45.5	Peak	Vertical
	4874.0	36.0	6.6	42.6	74.0	-31.4	Peak	Vertical
	7311.0	34.5	14.0	48.5	74.0	-25.5	Peak	Vertical

Note 1: "*" is not in restricted band, its limit is 20dBc of the fundamental emission level (105.7dBμV/m).

Note 2: Measure Level (dBμV/m) = Reading Level (dBμV) + Factor (dB)

Factor (dB) = Cable Loss (dB) + Antenna Factor (dB/m) - Pre_Amplifier Gain (dB)

Test Mode:	802.11n-HT40 - Ant 0 + 1	Test Site:	AC1
Test Channel:	09	Test Engineer:	Roy Cheng
Remark:	1. Average measurement was not performed if peak level lower than average limit. 2. Other frequency was 20dB below limit line within 1-18GHz, there is not show in the report.		

Mark	Frequency (MHz)	Reading Level (dBμV)	Factor (dB)	Measure Level (dBμV/m)	Limit (dBμV/m)	Margin (dB)	Detector	Polarization
*	3184.5	39.9	3.6	43.5	85.9	-42.5	Peak	Horizontal
*	3562.7	36.5	4.1	40.5	85.9	-45.4	Peak	Horizontal
	4904.0	35.7	6.7	42.4	74.0	-31.6	Peak	Horizontal
	7356.0	34.5	14.0	48.6	74.0	-25.4	Peak	Horizontal
*	3025.7	36.8	3.4	40.2	85.9	-45.7	Peak	Vertical
*	3504.6	37.7	3.9	41.5	85.9	-44.4	Peak	Vertical
	4904.0	37.0	6.7	43.7	74.0	-30.3	Peak	Vertical
	7356.0	35.3	14.0	49.4	74.0	-24.6	Peak	Vertical

Note 1: "*" is not in restricted band, its limit is 20dBc of the fundamental emission level (105.9dBμV/m).

Note 2: Measure Level (dBμV/m) = Reading Level (dBμV) + Factor (dB)

Factor (dB) = Cable Loss (dB) + Antenna Factor (dB/m) - Pre_Amplifier Gain (dB)

Test Mode:	802.11a - Ant 0 + 1 + 2 + 3	Test Site:	AC1
Test Channel:	149	Test Engineer:	Roy Cheng
Remark:	1. Average measurement was not performed if peak level lower than average limit. 2. Other frequency was 20dB below limit line within 1-18GHz, there is not show in the report.		

Mark	Frequency (MHz)	Reading Level (dBμV)	Factor (dB)	Measure Level (dBμV/m)	Limit (dBμV/m)	Margin (dB)	Detector	Polarization
*	7140.7	34.2	13.5	47.7	74.0	-26.3	Peak	Horizontal
*	8573.7	33.6	14.5	48.1	74.0	-25.9	Peak	Horizontal
	9492.5	35.1	15.4	50.5	74.0	-23.5	Peak	Horizontal
	11489.0	37.9	19.4	57.3	74.0	-16.7	Peak	Horizontal
	11490.2	25.6	19.4	45.0	54.0	-9.0	Average	Horizontal
*	7148.8	34.0	13.5	47.5	74.0	-26.5	Peak	Vertical
*	8513.7	34.9	14.6	49.5	74.0	-24.5	Peak	Vertical
	9102.7	35.4	14.6	50.0	74.0	-24.0	Peak	Vertical
	11795.0	33.8	19.4	53.2	74.0	-20.8	Peak	Vertical

Note 1: "*" is not in restricted band, its limit is 20dBc of the fundamental emission level (106.0dBμV/m).

Note 2: Measure Level (dBμV/m) = Reading Level (dBμV) + Factor (dB)

Factor (dB) = Cable Loss (dB) + Antenna Factor (dB/m) - Pre_Amplifier Gain (dB)

Test Mode:	802.11a - Ant 0 + 1 + 2 + 3	Test Site:	AC1
Test Channel:	157	Test Engineer:	Roy Cheng
Remark:	1. Average measurement was not performed if peak level lower than average limit. 2. Other frequency was 20dB below limit line within 1-18GHz, there is not show in the report.		

Mark	Frequency (MHz)	Reading Level (dBμV)	Factor (dB)	Measure Level (dBμV/m)	Limit (dBμV/m)	Margin (dB)	Detector	Polarization
*	7140.7	34.2	13.5	47.7	99.2	-51.5	Peak	Horizontal
*	8573.7	33.6	14.5	48.1	99.2	-51.1	Peak	Horizontal
	9492.5	35.1	15.4	50.5	74.0	-23.5	Peak	Horizontal
	11489.0	37.9	19.4	57.3	74.0	-16.7	Peak	Horizontal
	11490.2	25.6	19.4	45.0	54.0	-9.0	Average	Horizontal
*	7148.8	34.0	13.5	47.5	99.2	-51.7	Peak	Vertical
*	8513.7	34.9	14.6	49.5	99.2	-49.7	Peak	Vertical
	9102.7	35.4	14.6	50.0	74.0	-24.0	Peak	Vertical
	11795.0	33.8	19.4	53.2	74.0	-20.8	Peak	Vertical

Note 1: "*" is not in restricted band, its limit is 20dBc of the fundamental emission level (119.2dBμV/m).

Note 2: Measure Level (dBμV/m) = Reading Level (dBμV) + Factor (dB)

Factor (dB) = Cable Loss (dB) + Antenna Factor (dB/m) - Pre_Amplifier Gain (dB)

Test Mode:	802.11a - Ant 0 + 1 + 2 + 3	Test Site:	AC1
Test Channel:	165	Test Engineer:	Roy Cheng
Remark:	1. Average measurement was not performed if peak level lower than average limit. 2. Other frequency was 20dB below limit line within 1-18GHz, there is not show in the report.		

Mark	Frequency (MHz)	Reading Level (dBμV)	Factor (dB)	Measure Level (dBμV/m)	Limit (dBμV/m)	Margin (dB)	Detector	Polarization
*	7102.4	34.3	13.4	47.7	98.6	-50.9	Peak	Horizontal
*	8506.4	34.2	14.6	48.8	98.6	-49.8	Peak	Horizontal
	9379.9	35.1	15.3	50.4	74.0	-23.6	Peak	Horizontal
	11795.0	33.7	19.4	53.1	74.0	-20.9	Peak	Horizontal
*	7103.7	34.0	13.4	47.4	98.6	-51.2	Peak	Vertical
*	8526.7	34.3	14.6	48.9	98.6	-49.7	Peak	Vertical
	9471.0	35.6	15.4	51.0	74.0	-23.0	Peak	Vertical
	11530.3	26.5	19.4	45.9	54.0	-8.1	Peak	Vertical

Note 1: "*" is not in restricted band, its limit is 20dBc of the fundamental emission level (118.6dBμV/m).

Note 2: Measure Level (dBμV/m) = Reading Level (dBμV) + Factor (dB)

Factor (dB) = Cable Loss (dB) + Antenna Factor (dB/m) - Pre_Amplifier Gain (dB)

Test Mode:	802.11n-HT20 - Ant 0 + 1 + 2 + 3	Test Site:	AC1
Test Channel:	149	Test Engineer:	Roy Cheng
Remark:	1. Average measurement was not performed if peak level lower than average limit. 2. Other frequency was 20dB below limit line within 1-18GHz, there is not show in the report.		

Mark	Frequency (MHz)	Reading Level (dBμV)	Factor (dB)	Measure Level (dBμV/m)	Limit (dBμV/m)	Margin (dB)	Detector	Polarization
*	7136.5	36.0	13.5	49.5	98.3	-48.8	Peak	Horizontal
*	8572.7	36.6	14.5	51.1	98.3	-47.2	Peak	Horizontal
	9343.7	38.0	15.4	53.4	74.0	-20.6	Peak	Horizontal
	10698.5	33.4	17.7	51.1	74.0	-22.9	Peak	Horizontal
*	7194.7	34.4	13.6	48.0	98.3	-50.3	Peak	Vertical
*	8540.4	33.6	14.5	48.1	98.3	-50.2	Peak	Vertical
	9143.7	35.2	15.2	50.4	74.0	-23.6	Peak	Vertical
	11795.0	33.7	19.4	53.1	74.0	-20.9	Peak	Vertical

Note 1: "*" is not in restricted band, its limit is 20dBc of the fundamental emission level (118.3dBμV/m).

Note 2: Measure Level (dBμV/m) = Reading Level (dBμV) + Factor (dB)

Factor (dB) = Cable Loss (dB) + Antenna Factor (dB/m) - Pre_Amplifier Gain (dB)

Test Mode:	802.11n-HT20 - Ant 0 + 1 + 2 + 3	Test Site:	AC1
Test Channel:	157	Test Engineer:	Roy Cheng
Remark:	1. Average measurement was not performed if peak level lower than average limit. 2. Other frequency was 20dB below limit line within 1-18GHz, there is not show in the report.		

Mark	Frequency (MHz)	Reading Level (dBμV)	Factor (dB)	Measure Level (dBμV/m)	Limit (dBμV/m)	Margin (dB)	Detector	Polarization
*	7173.7	34.2	13.6	47.8	97.9	-50.1	Peak	Horizontal
*	7764.9	34.5	14.8	49.3	97.9	-48.6	Peak	Horizontal
	9346.4	36.0	15.4	51.4	74.0	-22.6	Peak	Horizontal
	11854.5	33.3	19.5	52.8	74.0	-21.2	Peak	Horizontal
*	7088.0	34.8	13.3	48.1	97.9	-49.8	Peak	Vertical
*	7984.9	33.6	15.0	48.6	97.9	-49.3	Peak	Vertical
	9183.7	35.3	15.3	50.6	74.0	-23.4	Peak	Vertical
	11803.5	33.0	19.3	52.3	74.0	-21.7	Peak	Vertical

Note 1: "*" is not in restricted band, its limit is 20dBc of the fundamental emission level (117.9dBμV/m).

Note 2: Measure Level (dBμV/m) = Reading Level (dBμV) + Factor (dB)

Factor (dB) = Cable Loss (dB) + Antenna Factor (dB/m) - Pre_Amplifier Gain (dB)

Test Mode:	802.11n-HT20 - Ant 0 + 1 + 2 + 3	Test Site:	AC1
Test Channel:	165	Test Engineer:	Roy Cheng
Remark:	1. Average measurement was not performed if peak level lower than average limit. 2. Other frequency was 20dB below limit line within 1-18GHz, there is not show in the report.		

Mark	Frequency (MHz)	Reading Level (dBμV)	Factor (dB)	Measure Level (dBμV/m)	Limit (dBμV/m)	Margin (dB)	Detector	Polarization
*	7148.0	34.6	13.5	48.1	98.7	-50.6	Peak	Horizontal
*	8516.7	34.3	14.6	48.9	98.7	-49.8	Peak	Horizontal
	9173.6	35.4	15.3	50.7	74.0	-23.3	Peak	Horizontal
	11803.5	33.0	19.3	52.3	74.0	-21.7	Peak	Horizontal
*	7058.8	34.7	13.1	47.8	98.7	-50.9	Peak	Vertical
*	8549.4	34.5	14.5	49.0	98.7	-49.7	Peak	Vertical
	9356.1	34.7	15.4	50.1	74.0	-23.9	Peak	Vertical
	11956.5	33.4	19.7	53.1	74.0	-20.9	Peak	Vertical

Note 1: "*" is not in restricted band, its limit is 20dBc of the fundamental emission level (118.7dBμV/m).

Note 2: Measure Level (dBμV/m) = Reading Level (dBμV) + Factor (dB)

Factor (dB) = Cable Loss (dB) + Antenna Factor (dB/m) - Pre_Amplifier Gain (dB)

Test Mode:	802.11ac-VHT20 – Ant 0 + 1 + 2 + 3	Test Site:	AC1
Test Channel:	149	Test Engineer:	Roy Cheng
Remark:	1. Average measurement was not performed if peak level lower than average limit. 2. Other frequency was 20dB below limit line within 1-18GHz, there is not show in the report.		

Mark	Frequency (MHz)	Reading Level (dBμV)	Factor (dB)	Measure Level (dBμV/m)	Limit (dBμV/m)	Margin (dB)	Detector	Polarization
*	7023.7	35.0	12.9	47.9	99.7	-51.8	Peak	Horizontal
*	8526.7	33.8	14.6	48.4	99.7	-51.3	Peak	Horizontal
	9102.5	34.7	14.6	49.3	74.0	-24.7	Peak	Horizontal
	12067.0	33.9	19.2	53.1	74.0	-20.9	Peak	Horizontal
*	7046.6	35.4	13.1	48.5	99.7	-51.2	Peak	Vertical
*	7315.6	35.0	14.0	49.0	99.7	-50.7	Peak	Vertical
	8512.9	34.0	14.6	48.6	74.0	-25.4	Peak	Vertical
	11914.0	33.1	19.6	52.7	74.0	-21.3	Peak	Vertical

Note 1: "*" is not in restricted band, its limit is 20dBc of the fundamental emission level (119.7dBμV/m).

Note 2: Measure Level (dBμV/m) = Reading Level (dBμV) + Factor (dB)

Factor (dB) = Cable Loss (dB) + Antenna Factor (dB/m) - Pre_Amplifier Gain (dB)

Test Mode:	802.11ac-VHT20 – Ant 0 + 1 + 2 + 3	Test Site:	AC1
Test Channel:	157	Test Engineer:	Roy Cheng
Remark:	1. Average measurement was not performed if peak level lower than average limit. 2. Other frequency was 20dB below limit line within 1-18GHz, there is not show in the report.		

Mark	Frequency (MHz)	Reading Level (dBμV)	Factor (dB)	Measure Level (dBμV/m)	Limit (dBμV/m)	Margin (dB)	Detector	Polarization
*	7026.7	35.0	12.9	47.9	98.9	-51.0	Peak	Horizontal
*	8502.6	35.2	14.7	49.9	98.9	-49.0	Peak	Horizontal
	9372.7	35.1	15.3	50.4	74.0	-23.6	Peak	Horizontal
	11812.0	32.9	19.3	52.2	74.0	-21.8	Peak	Horizontal
*	7102.6	34.0	13.4	47.4	98.9	-51.5	Peak	Vertical
*	8505.7	34.8	14.6	49.4	98.9	-49.5	Peak	Vertical
	9383.6	35.0	15.3	50.3	74.0	-23.7	Peak	Vertical
	11948.0	32.9	19.7	52.6	74.0	-21.4	Peak	Vertical

Note 1: "*" is not in restricted band, its limit is 20dBc of the fundamental emission level (118.9dBμV/m).

Note 2: Measure Level (dBμV/m) = Reading Level (dBμV) + Factor (dB)

Factor (dB) = Cable Loss (dB) + Antenna Factor (dB/m) - Pre_Amplifier Gain (dB)

Test Mode:	802.11ac-VHT20 – Ant 0 + 1 + 2 + 3	Test Site:	AC1
Test Channel:	165	Test Engineer:	Roy Cheng
Remark:	1. Average measurement was not performed if peak level lower than average limit. 2. Other frequency was 20dB below limit line within 1-18GHz, there is not show in the report.		

Mark	Frequency (MHz)	Reading Level (dBμV)	Factor (dB)	Measure Level (dBμV/m)	Limit (dBμV/m)	Margin (dB)	Detector	Polarization
*	7183.7	33.6	13.6	47.2	99.3	-52.1	Peak	Horizontal
*	8016.4	35.2	15.1	50.3	99.3	-49.0	Peak	Horizontal
	9473.5	35.4	15.4	50.8	74.0	-23.2	Peak	Horizontal
	11914.0	32.7	19.6	52.3	74.0	-21.7	Peak	Horizontal
*	7023.4	35.4	12.9	48.3	99.3	-51.0	Peak	Vertical
*	8536.5	33.6	14.5	48.1	99.3	-51.2	Peak	Vertical
	9356.7	34.4	15.4	49.8	74.0	-24.2	Peak	Vertical
	11319.0	33.0	19.1	52.1	74.0	-21.9	Peak	Vertical

Note 1: "*" is not in restricted band, its limit is 20dBc of the fundamental emission level (119.3dBμV/m).

Note 2: Measure Level (dBμV/m) = Reading Level (dBμV) + Factor (dB)

Factor (dB) = Cable Loss (dB) + Antenna Factor (dB/m) - Pre_Amplifier Gain (dB)

Test Mode:	802.11n-HT40 – Ant 0 + 1 + 2 + 3	Test Site:	AC1
Test Channel:	151	Test Engineer:	Roy Cheng
Remark:	1. Average measurement was not performed if peak level lower than average limit. 2. Other frequency was 20dB below limit line within 1-18GHz, there is not show in the report.		

Mark	Frequency (MHz)	Reading Level (dBμV)	Factor (dB)	Measure Level (dBμV/m)	Limit (dBμV/m)	Margin (dB)	Detector	Polarization
*	7043.7	34.8	13.1	47.9	95.3	-47.4	Peak	Horizontal
*	8513.7	35.6	14.6	50.2	95.3	-45.1	Peak	Horizontal
	9102.7	34.9	14.6	49.5	74.0	-24.5	Peak	Horizontal
	10681.5	34.2	17.6	51.8	74.0	-22.2	Peak	Horizontal
*	7141.0	34.2	13.5	47.7	95.3	-47.6	Peak	Vertical
*	8697.5	34.5	14.8	49.3	95.3	-46.0	Peak	Vertical
	9372.7	35.2	15.3	50.5	74.0	-23.5	Peak	Vertical
	12466.5	33.1	19.7	52.8	74.0	-21.2	Peak	Vertical

Note 1: "*" is not in restricted band, its limit is 20dBc of the fundamental emission level (115.3dBμV/m).

Note 2: Measure Level (dBμV/m) = Reading Level (dBμV) + Factor (dB)

Factor (dB) = Cable Loss (dB) + Antenna Factor (dB/m) - Pre_Amplifier Gain (dB)

Test Mode:	802.11n-HT40 – Ant 0 + 1 + 2 + 3	Test Site:	AC1
Test Channel:	159	Test Engineer:	Roy Cheng
Remark:	1. Average measurement was not performed if peak level lower than average limit. 2. Other frequency was 20dB below limit line within 1-18GHz, there is not show in the report.		

Mark	Frequency (MHz)	Reading Level (dBμV)	Factor (dB)	Measure Level (dBμV/m)	Limit (dBμV/m)	Margin (dB)	Detector	Polarization
*	7023.7	35.5	12.9	48.4	95.8	-47.4	Peak	Horizontal
*	8012.5	34.8	15.1	49.9	95.8	-45.9	Peak	Horizontal
	9153.7	34.8	15.3	50.1	74.0	-23.9	Peak	Horizontal
	11319.0	33.7	19.1	52.8	74.0	-21.2	Peak	Horizontal
*	7053.7	35.4	13.1	48.5	95.8	-47.3	Peak	Vertical
*	8502.6	33.9	14.7	48.6	95.8	-47.2	Peak	Vertical
	9325.4	35.5	15.4	50.9	74.0	-23.1	Peak	Vertical
	11914.0	33.4	19.6	53.0	74.0	-21.0	Peak	Vertical

Note 1: "*" is not in restricted band, its limit is 20dBc of the fundamental emission level (115.8dBμV/m).

Note 2: Measure Level (dBμV/m) = Reading Level (dBμV) + Factor (dB)

Factor (dB) = Cable Loss (dB) + Antenna Factor (dB/m) - Pre_Amplifier Gain (dB)

Test Mode:	802.11ac-VHT40 – Ant 0 + 1 + 2 + 3	Test Site:	AC1
Test Channel:	151	Test Engineer:	Roy Cheng
Remark:	1. Average measurement was not performed if peak level lower than average limit. 2. Other frequency was 20dB below limit line within 1-18GHz, there is not show in the report.		

Mark	Frequency (MHz)	Reading Level (dBμV)	Factor (dB)	Measure Level (dBμV/m)	Limit (dBμV/m)	Margin (dB)	Detector	Polarization
*	7256.4	35.0	13.9	48.9	95.3	-46.4	Peak	Horizontal
*	8543.6	33.3	14.5	47.8	95.3	-47.5	Peak	Horizontal
	9383.7	35.0	15.3	50.3	74.0	-23.7	Peak	Horizontal
	11803.5	32.8	19.3	52.1	74.0	-21.9	Peak	Horizontal
*	7149.8	34.3	13.5	47.8	95.3	-47.5	Peak	Vertical
*	8872.7	34.3	14.3	48.6	95.3	-46.7	Peak	Vertical
	9400.3	35.8	15.4	51.2	74.0	-22.8	Peak	Vertical
	11905.5	33.1	19.5	52.6	74.0	-21.4	Peak	Vertical

Note 1: "*" is not in restricted band, its limit is 20dBc of the fundamental emission level (115.3dBμV/m).

Note 2: Measure Level (dBμV/m) = Reading Level (dBμV) + Factor (dB)

Factor (dB) = Cable Loss (dB) + Antenna Factor (dB/m) - Pre_Amplifier Gain (dB)

Test Mode:	802.11ac-VHT40 – Ant 0 + 1 + 2 + 3	Test Site:	AC1
Test Channel:	159	Test Engineer:	Roy Cheng
Remark:	1. Average measurement was not performed if peak level lower than average limit. 2. Other frequency was 20dB below limit line within 1-18GHz, there is not show in the report.		

Mark	Frequency (MHz)	Reading Level (dBμV)	Factor (dB)	Measure Level (dBμV/m)	Limit (dBμV/m)	Margin (dB)	Detector	Polarization
*	7149.9	34.3	13.5	47.8	95.7	-47.9	Peak	Horizontal
*	8537.0	33.6	14.5	48.1	95.7	-47.6	Peak	Horizontal
	9415.4	35.4	15.5	50.9	74.0	-23.1	Peak	Horizontal
	11812.0	33.8	19.3	53.1	74.0	-20.9	Peak	Horizontal
*	7149.0	34.7	13.5	48.2	95.7	-47.5	Peak	Vertical
*	8572.7	33.7	14.5	48.2	95.7	-47.5	Peak	Vertical
	9371.0	35.6	15.3	50.9	74.0	-23.1	Peak	Vertical
	11803.5	33.3	19.3	52.6	74.0	-21.4	Peak	Vertical

Note 1: "*" is not in restricted band, its limit is 20dBc of the fundamental emission level (115.7dBμV/m).

Note 2: Measure Level (dBμV/m) = Reading Level (dBμV) + Factor (dB)

Factor (dB) = Cable Loss (dB) + Antenna Factor (dB/m) - Pre_Amplifier Gain (dB)

Test Mode:	802.11ac-VHT80 – Ant 0 + 1 + 2 + 3	Test Site:	AC1
Test Channel:	155	Test Engineer:	Roy Cheng
Remark:	1. Average measurement was not performed if peak level lower than average limit. 2. Other frequency was 20dB below limit line within 1-18GHz, there is not show in the report.		

Mark	Frequency (MHz)	Reading Level (dBμV)	Factor (dB)	Measure Level (dBμV/m)	Limit (dBμV/m)	Margin (dB)	Detector	Polarization
*	7203.7	34.7	13.6	48.3	94.8	-46.5	Peak	Horizontal
*	8571.5	34.1	14.5	48.6	94.8	-46.2	Peak	Horizontal
	9397.0	35.5	15.4	50.9	74.0	-23.1	Peak	Horizontal
	12024.5	34.0	19.5	53.5	74.0	-20.5	Peak	Horizontal
*	7053.7	35.1	13.1	48.2	94.8	-46.6	Peak	Vertical
*	8593.6	33.4	14.8	48.2	94.8	-46.6	Peak	Vertical
	9472.2	35.7	15.4	51.1	74.0	-22.9	Peak	Vertical
	11914.0	33.2	19.6	52.8	74.0	-21.2	Peak	Vertical

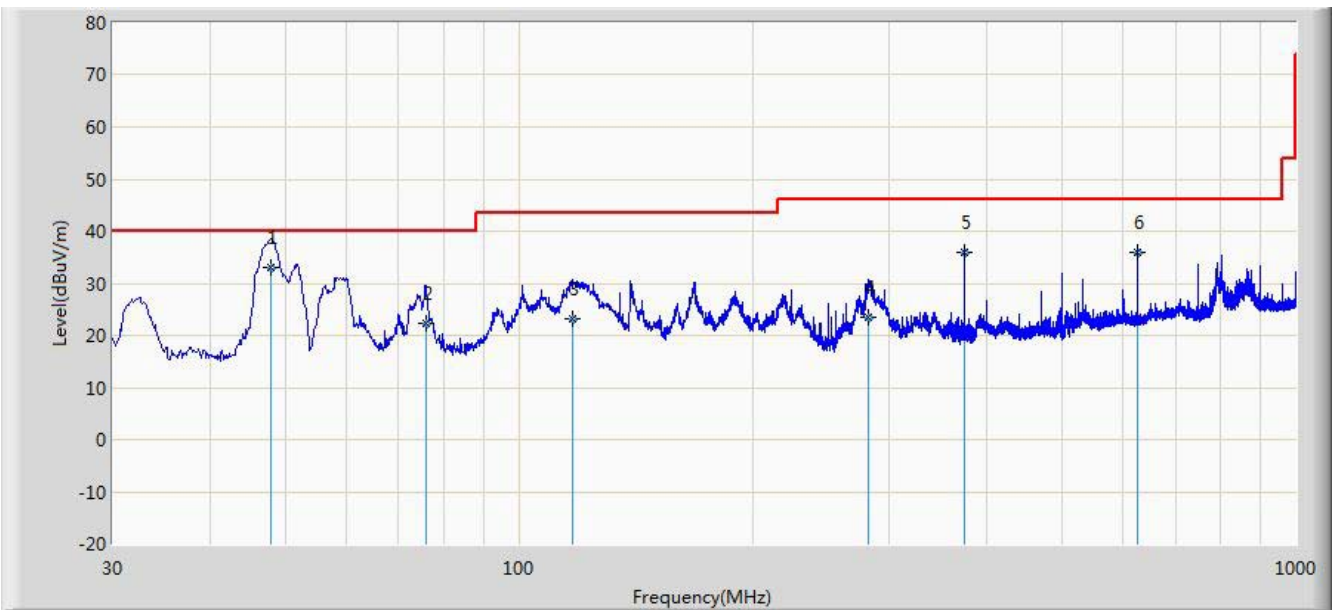
Note 1: "*" is not in restricted band, its limit is 20dBc of the fundamental emission level (114.8dBμV/m).

Note 2: Measure Level (dBμV/m) = Reading Level (dBμV) + Factor (dB)

Factor (dB) = Cable Loss (dB) + Antenna Factor (dB/m) - Pre_Amplifier Gain (dB)

The worst case of Radiated Emission below 1GHz:

Engineer: Roy Cheng	
Site: AC1	Time: 2014/07/27 - 13:38
Limit: FCC_Part15.209_RE(3m)	Margin: 0
Probe: VULB9162_0.03-8GHz	Polarity: Horizontal
EUT: WIFI dual band 4 GE LAN GPON HGU	Power: AC 120V/60Hz
Worst Case Mode: 802.11b Channel 2412MHz	

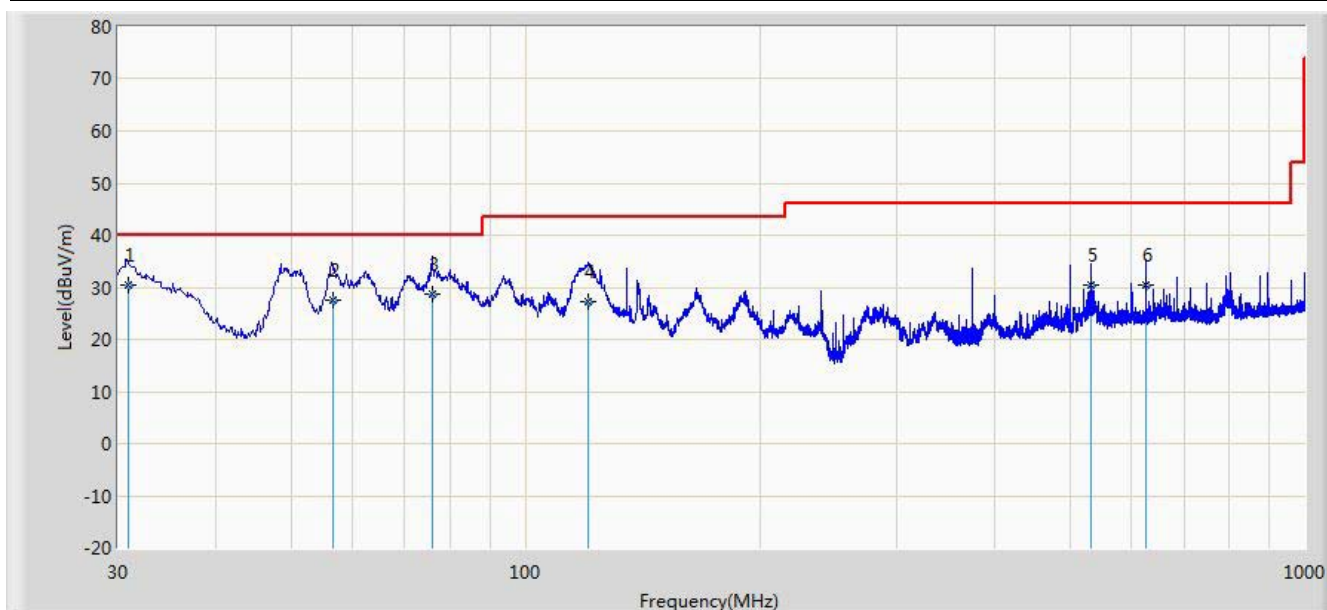


No	Flag	Mark	Frequency (MHz)	Measure Level (dBuV/m)	Reading Level (dBuV)	Over Limit (dB)	Limit (dBuV/m)	Factor	Type
1		*	47.945	33.151	18.360	-6.849	40.000	14.792	QP
2			75.833	22.228	12.900	-17.772	40.000	9.328	QP
3			117.201	23.141	11.700	-20.359	43.500	11.441	QP
4			281.959	23.394	9.600	-22.606	46.000	13.794	QP
5			374.992	35.832	20.100	-10.168	46.000	15.732	QP
6			625.003	35.922	16.200	-10.078	46.000	19.722	QP

Note: Measure Level (dB μ V/m) = Reading Level (dB μ V) + Factor (dB)

Factor (dB) = Cable Loss (dB) + Antenna Factor (dB/m)

Engineer: Roy Cheng	
Site: AC1	Time: 2014/07/27 - 13:38
Limit: FCC_Part15.209_RE(3m)	Margin: 0
Probe: VULB9162_0.03-8GHz	Polarity: Vertical
EUT: WIFI dual band 4 GE LAN GPON HGU	Power: AC 120V/60Hz
Worst Case Mode: 802.11b Channel 2412MHz	

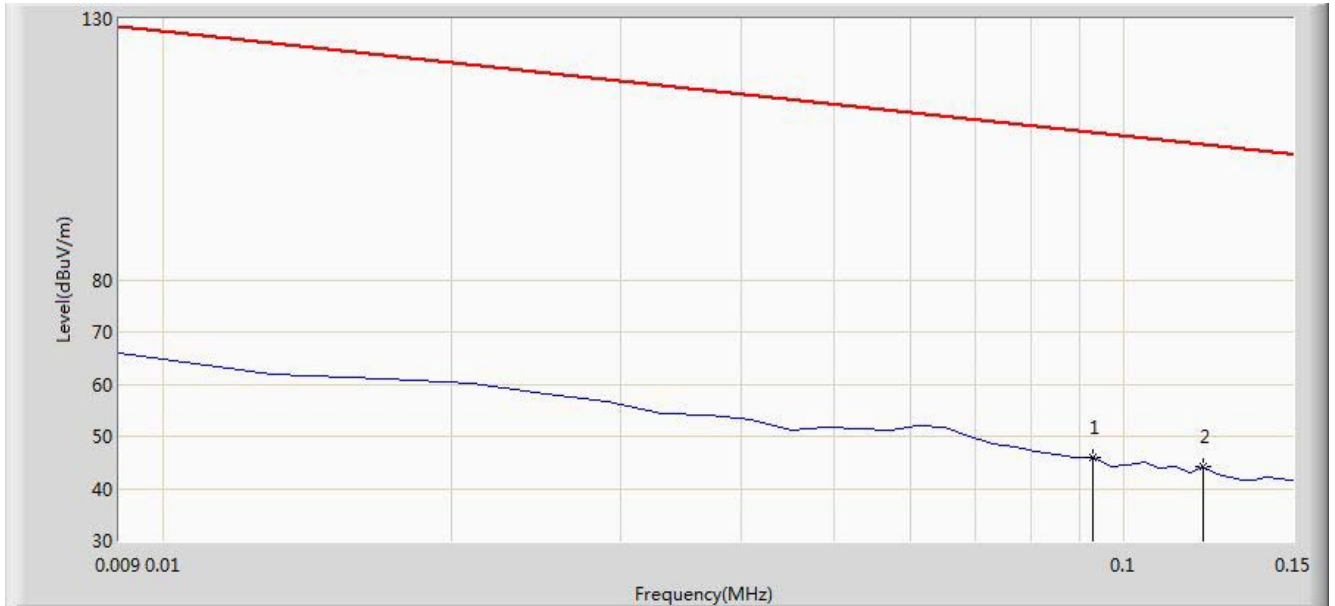


No	Flag	Mark	Frequency (MHz)	Measure Level (dBuV/m)	Reading Level (dBuV)	Over Limit (dB)	Limit (dBuV/m)	Factor	Type
1		*	30.937	30.372	18.300	-9.628	40.000	12.072	QP
2			56.581	27.646	13.400	-12.354	40.000	14.246	QP
3			75.965	28.796	19.500	-11.204	40.000	9.296	QP
4			120.238	27.373	16.400	-16.127	43.500	10.973	QP
5			531.260	30.387	12.200	-15.613	46.000	18.187	QP
6			624.999	30.522	10.800	-15.478	46.000	19.722	QP

Note: Measure Level (dB μ V/m) = Reading Level (dB μ V) + Factor (dB)

Factor (dB) = Cable Loss (dB) + Antenna Factor (dB/m)

Engineer: Roy Cheng	
Site: AC1	Time: 2014/07/27 - 13:42
Limit: FCC_Part15.209_RE(3m)	Margin: 0
Probe: FMZB1519_0.009-30MHz	Polarity: Face On
EUT: WIFI dual band 4 GE LAN GPON HGU	Power: AC 120V/60Hz
Note: There is the ambient noise within frequency range 9kHz~30MHz.	

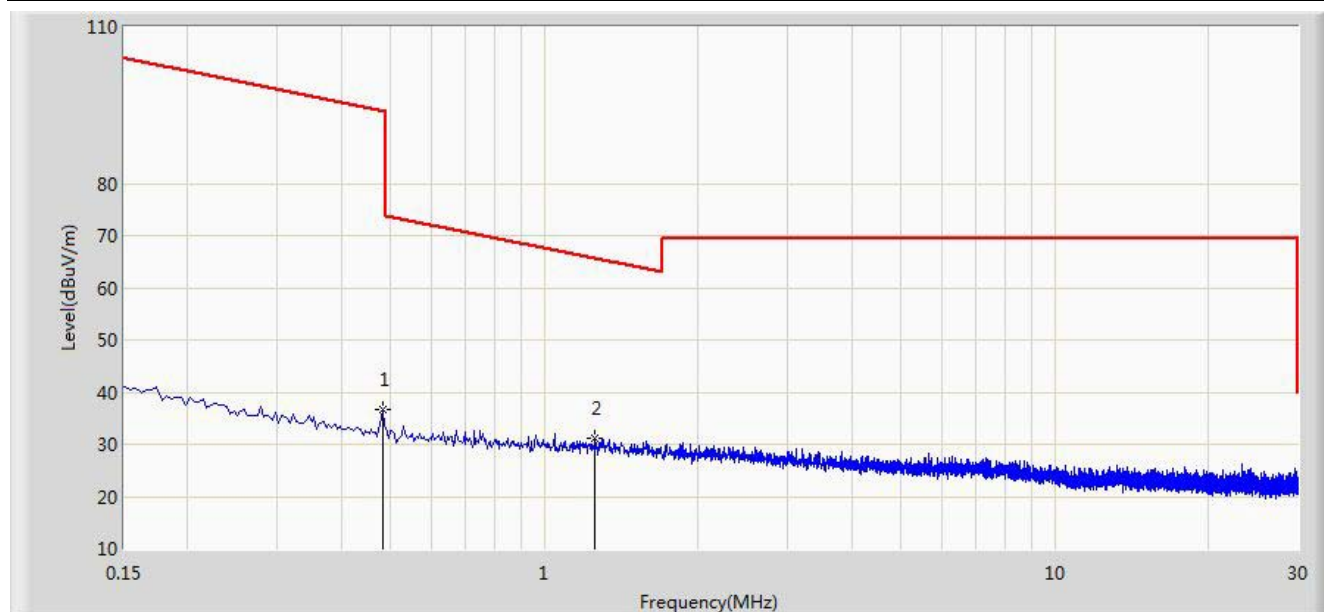


No	Flag	Mark	Frequency (MHz)	Measure Level (dBuV/m)	Reading Level (dBuV)	Over Limit (dB)	Limit (dBuV/m)	Factor	Type
1			0.093	46.049	25.820	-62.178	108.226	20.229	QP
2		*	0.121	44.063	23.875	-61.879	105.942	20.188	QP

Note: Measure Level (dBμV/m) = Reading Level (dBμV) + Factor (dB)

Factor (dB) = Cable Loss (dB) + Antenna Factor (dB/m)

Engineer: Roy Cheng	
Site: AC1	Time: 2014/07/27 - 13:42
Limit: FCC_Part15.209_RE(3m)	Margin: 0
Probe: FMZB1519_0.009-30MHz	Polarity: Face On
EUT: WIFI dual band 4 GE LAN GPON HGU	Power: AC 120V/60Hz
Note: There is the ambient noise within frequency range 9kHz~30MHz.	



No	Flag	Mark	Frequency (MHz)	Measure Level (dBuV/m)	Reading Level (dBuV)	Over Limit (dB)	Limit (dBuV/m)	Factor	Type
1			0.482	36.594	16.194	-57.348	93.943	20.401	QP
2		*	1.258	31.288	10.788	-34.345	65.633	20.500	QP

Note: Measure Level (dB μ V/m) = Reading Level (dB μ V) + Factor (dB)

Factor (dB) = Cable Loss (dB) + Antenna Factor (dB/m)

Engineer: Roy Cheng	
Site: AC1	Time: 2014/07/27 - 12:31
Limit: FCC_Part15.209_RE(1m)	Margin: 0
Probe: BBHA9170_18-40GHz	Polarity: Horizontal
EUT: WIFI dual band 4 GE LAN GPON HGU	Power: AC 120V/60Hz
Note: There is the ambient noise within frequency range 18GHz~40GHz.	

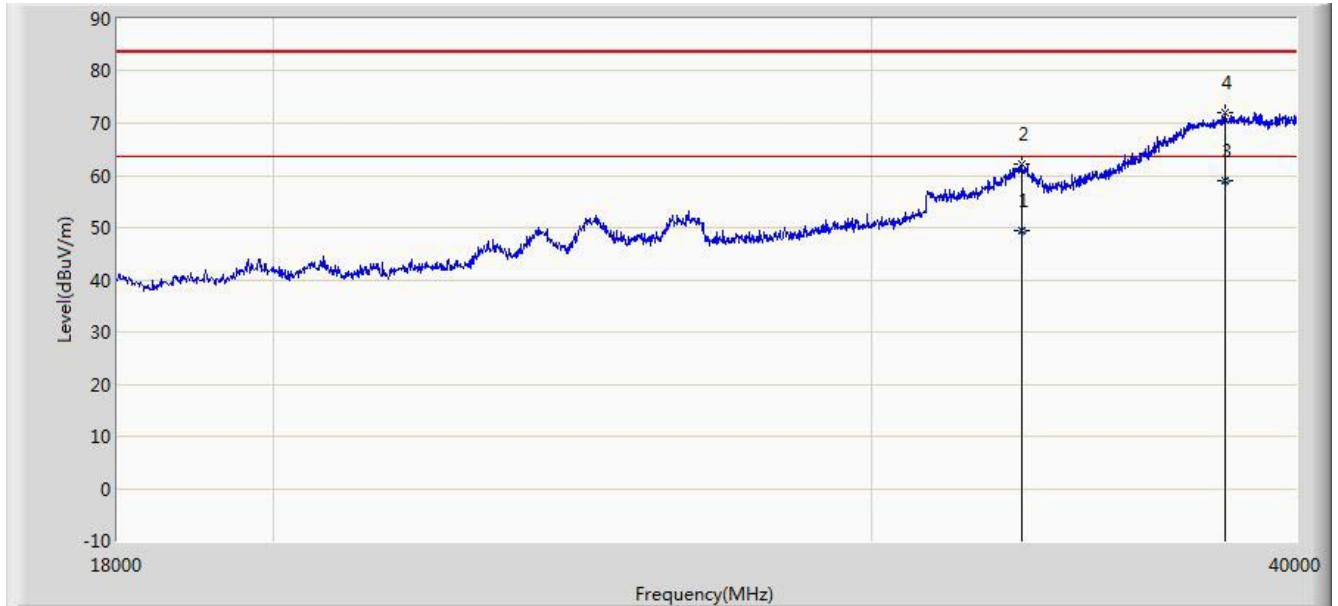


No	Flag	Mark	Frequency (MHz)	Measure Level (dBuV/m)	Reading Level (dBuV)	Over Limit (dB)	Limit (dBuV/m)	Factor (dB)	Type
1			33179.678	48.619	27.098	-14.881	63.500	21.521	AV
2			33180.000	61.501	39.980	-21.999	83.500	21.521	PK
3			38790.000	72.332	44.416	-11.168	83.500	27.916	PK
4			38790.560	59.594	31.678	-3.906	63.500	27.916	AV

Note: Measure Level (dBμV/m) = Reading Level (dBμV) + Factor (dB)

Factor (dB) = Cable Loss (dB) + Antenna Factor (dB/m) - Pre_Amplifier Gain (dB)

Engineer: Roy Cheng	
Site: AC1	Time: 2014/07/27 - 12:31
Limit: FCC_Part15.209_RE(1m)	Margin: 0
Probe: BBHA9170_18-40GHz	Polarity: Vertical
EUT: WIFI dual band 4 GE LAN GPON HGU	Power: AC 120V/60Hz
Note: There is the ambient noise within frequency range 18GHz~40GHz.	



No	Flag	Mark	Frequency (MHz)	Measure Level (dBuV/m)	Reading Level (dBuV)	Over Limit (dB)	Limit (dBuV/m)	Factor (dB)	Type
1			33212.889	49.517	27.980	-13.983	63.500	21.537	AV
2			33213.000	62.169	40.632	-21.331	83.500	21.538	PK
3			38118.567	58.968	32.567	-4.532	63.500	26.402	AV
4			38119.000	71.963	45.561	-11.537	83.500	26.403	PK

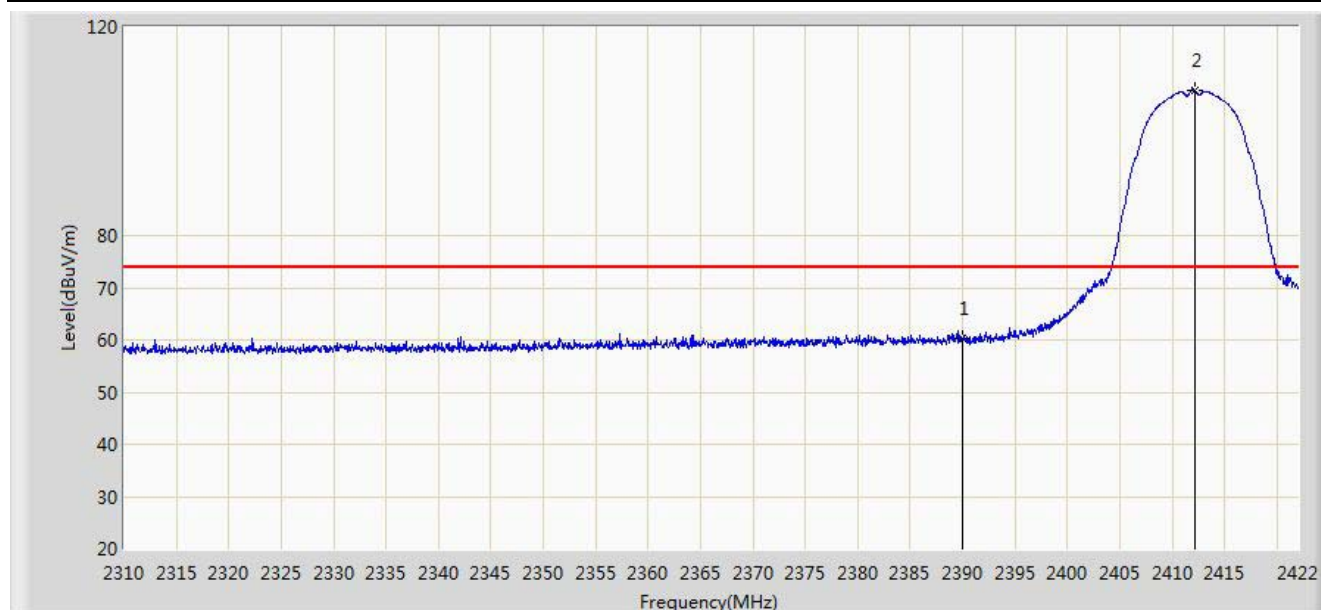
Note: Measure Level (dBμV/m) = Reading Level (dBμV) + Factor (dB)

Factor (dB) = Cable Loss (dB) + Antenna Factor (dB/m) - Pre_Amplifier Gain (dB)

7.7. Radiated Restricted Band Edge Measurement

7.7.1. Test Result

Engineer: Roy Cheng	
Site: AC1	Time: 2014/07/23 - 16:39
Limit: FCC_Part15.209_RE(3m)	Margin: 0
Probe: BBHA9120D_1-18GHz	Polarity: Horizontal
EUT: WIFI dual band 4 GE LAN GPON HGUb	Power: AC 120V/60Hz
Note: Transmit by 802.11b at channel 2412MHz Ant 0	

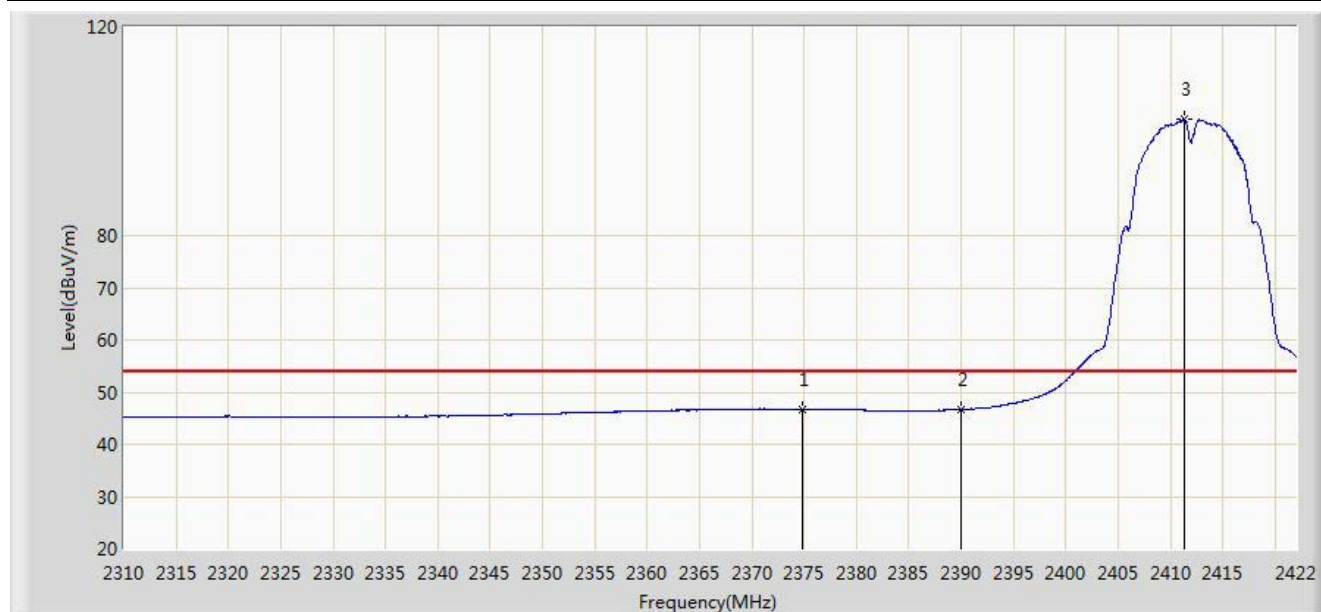


No	Flag	Mark	Frequency (MHz)	Measure Level (dBuV/m)	Reading Level (dBuV)	Over Limit (dB)	Limit (dBuV/m)	Factor (dB)	Type
1			2390.000	60.206	29.522	-13.794	74.000	30.684	PK
2		*	2412.200	107.811	77.167	N/A	N/A	30.644	PK

Note: Measure Level (dBuV/m) = Reading Level (dBuV) + Factor (dB)

Factor (dB) = Cable Loss (dB) + Antenna Factor (dB/m).

Engineer: Roy Cheng	
Site: AC1	Time: 2014/07/23 - 16:48
Limit: FCC_Part15.209_RE(3m)	Margin: 0
Probe: BBHA9120D_1-18GHz	Polarity: Horizontal
EUT: WIFI dual band 4 GE LAN GPON HGUb	Power: AC 120V/60Hz
Note: Transmit by 802.11b at channel 2412MHz Ant 0	

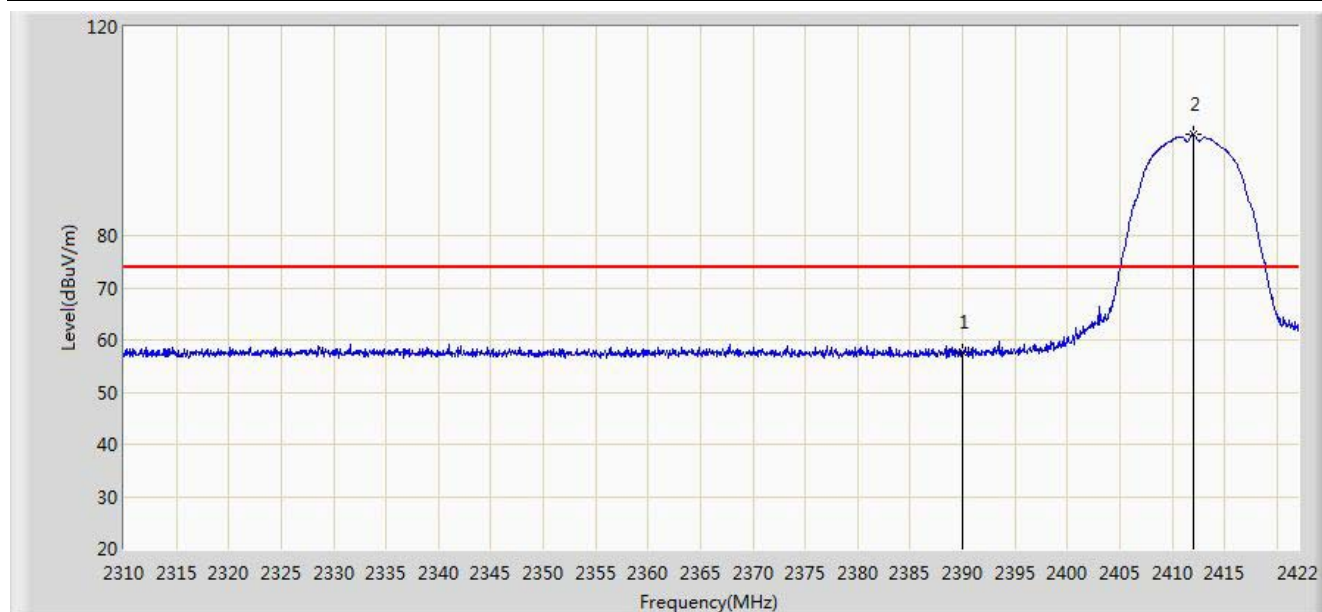


No	Flag	Mark	Frequency (MHz)	Measure Level (dBuV/m)	Reading Level (dBuV)	Over Limit (dB)	Limit (dBuV/m)	Factor (dB)	Type
1			2374.904	46.702	15.984	-7.298	54.000	30.718	AV
2			2390.000	46.640	15.956	-7.360	54.000	30.684	AV
3		*	2411.304	102.266	71.620	N/A	N/A	30.646	AV

Note: Measure Level (dB μ V/m) = Reading Level (dB μ V) + Factor (dB)

Factor (dB) = Cable Loss (dB) + Antenna Factor (dB/m).

Engineer: Roy Cheng	
Site: AC1	Time: 2014/07/23 - 16:49
Limit: FCC_Part15.209_RE(3m)	Margin: 0
Probe: BBHA9120D_1-18GHz	Polarity: Vertical
EUT: WIFI dual band 4 GE LAN GPON HGUb	Power: AC 120V/60Hz
Note: Transmit by 802.11b at channel 2412MHz Ant 0	

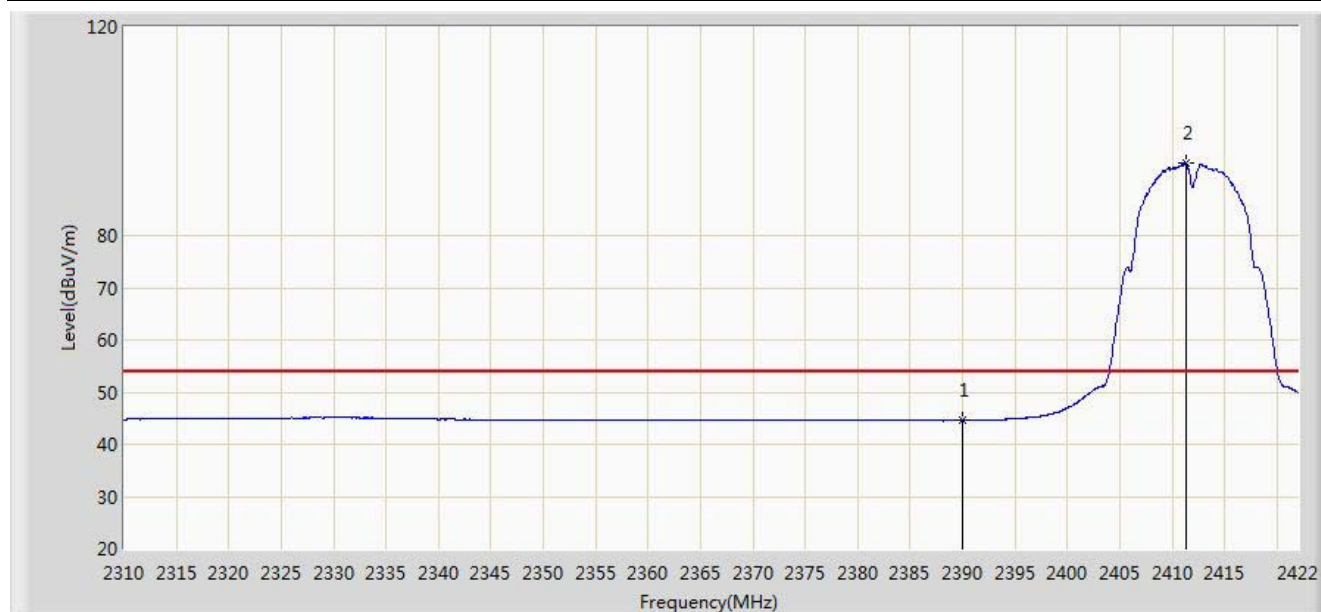


No	Flag	Mark	Frequency (MHz)	Measure Level (dBuV/m)	Reading Level (dBuV)	Over Limit (dB)	Limit (dBuV/m)	Factor (dB)	Type
1			2390.000	57.543	26.859	-16.457	74.000	30.684	PK
2		*	2412.032	99.284	68.639	N/A	N/A	30.645	PK

Note: Measure Level (dB μ V/m) = Reading Level (dB μ V) + Factor (dB)

Factor (dB) = Cable Loss (dB) + Antenna Factor (dB/m).

Engineer: Roy Cheng	
Site: AC1	Time: 2014/07/23 - 16:52
Limit: FCC_Part15.209_RE(3m)	Margin: 0
Probe: BBHA9120D_1-18GHz	Polarity: Vertical
EUT: WIFI dual band 4 GE LAN GPON HGUb	Power: AC 120V/60Hz
Note: Transmit by 802.11b at channel 2412MHz Ant 0	

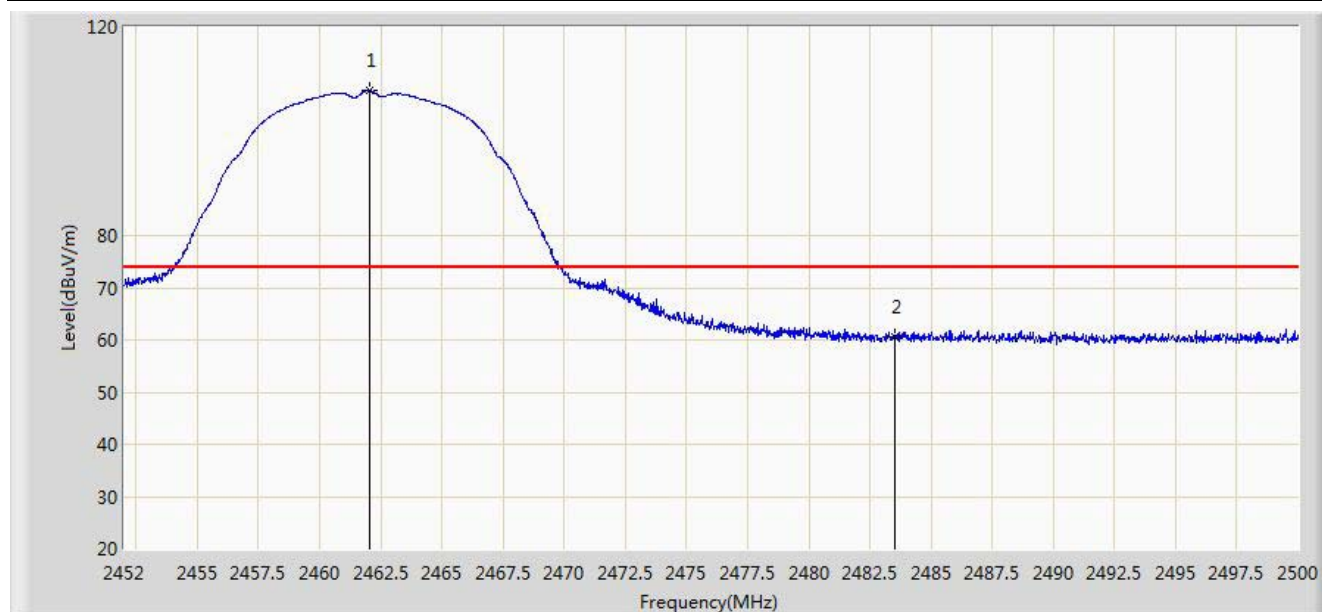


No	Flag	Mark	Frequency (MHz)	Measure Level (dBuV/m)	Reading Level (dBuV)	Over Limit (dB)	Limit (dBuV/m)	Factor (dB)	Type
1			2390.000	44.549	13.865	-9.451	54.000	30.684	AV
2		*	2411.304	93.899	63.253	N/A	N/A	30.646	AV

Note: Measure Level (dB μ V/m) = Reading Level (dB μ V) + Factor (dB)

Factor (dB) = Cable Loss (dB) + Antenna Factor (dB/m).

Engineer: Roy Cheng	
Site: AC1	Time: 2014/07/23 - 16:53
Limit: FCC_Part15.209_RE(3m)	Margin: 0
Probe: BBHA9120D_1-18GHz	Polarity: Horizontal
EUT: WIFI dual band 4 GE LAN GPON HGUb	Power: AC 120V/60Hz
Note: Transmit by 802.11b at channel 2462MHz Ant 0	



No	Flag	Mark	Frequency (MHz)	Measure Level (dBuV/m)	Reading Level (dBuV)	Over Limit (dB)	Limit (dBuV/m)	Factor (dB)	Type
1		*	2462.056	107.816	77.205	N/A	N/A	30.611	PK
2			2483.500	60.476	29.803	-13.524	74.000	30.673	PK

Note: Measure Level (dBuV/m) = Reading Level (dBuV) + Factor (dB)

Factor (dB) = Cable Loss (dB) + Antenna Factor (dB/m).

Engineer: Roy Cheng	
Site: AC1	Time: 2014/07/23 - 16:57
Limit: FCC_Part15.209_RE(3m)	Margin: 0
Probe: BBHA9120D_1-18GHz	Polarity: Horizontal
EUT: WIFI dual band 4 GE LAN GPON HGUb	Power: AC 120V/60Hz
Note: Transmit by 802.11b at channel 2462MHz Ant 0	

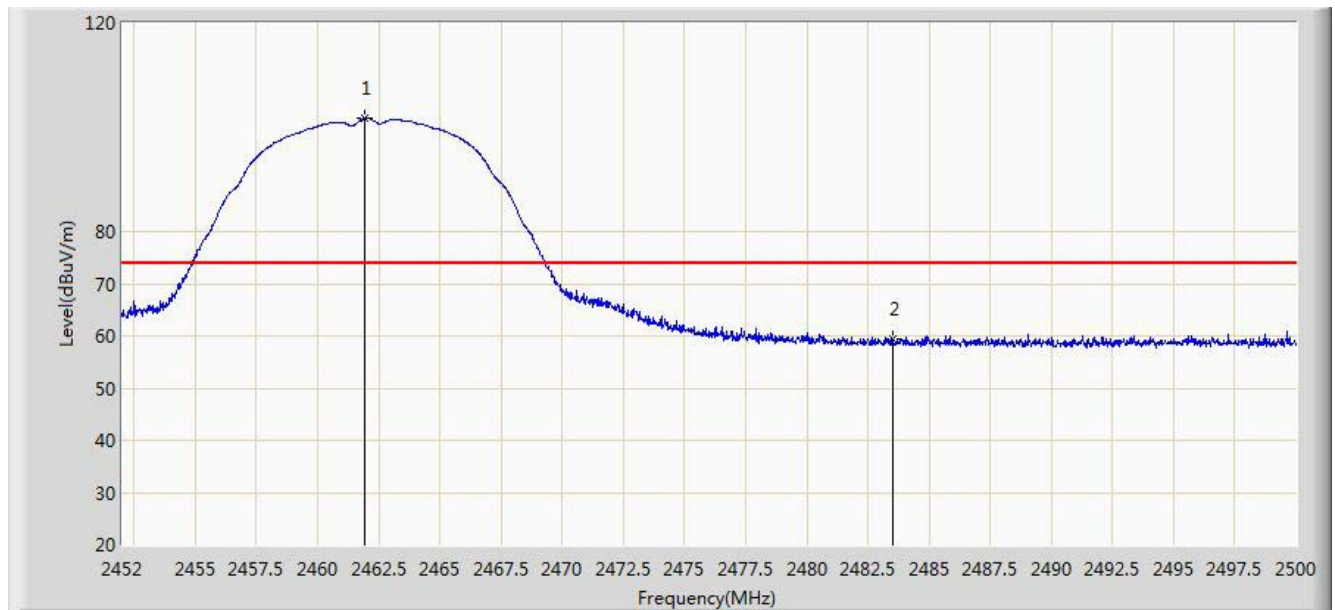


No	Flag	Mark	Frequency (MHz)	Measure Level (dBuV/m)	Reading Level (dBuV)	Over Limit (dB)	Limit (dBuV/m)	Factor (dB)	Type
1		*	2461.168	101.935	71.325	N/A	N/A	30.611	AV
2			2483.500	47.425	16.752	-6.575	54.000	30.673	AV

Note: Measure Level (dB μ V/m) = Reading Level (dB μ V) + Factor (dB)

Factor (dB) = Cable Loss (dB) + Antenna Factor (dB/m).

Engineer: Roy Cheng	
Site: AC1	Time: 2014/07/23 - 16:58
Limit: FCC_Part15.209_RE(3m)	Margin: 0
Probe: BBHA9120D_1-18GHz	Polarity: Vertical
EUT: WIFI dual band 4 GE LAN GPON HGUb	Power: AC 120V/60Hz
Note: Transmit by 802.11b at channel 2462MHz Ant 0	



No	Flag	Mark	Frequency (MHz)	Measure Level (dBuV/m)	Reading Level (dBuV)	Over Limit (dB)	Limit (dBuV/m)	Factor (dB)	Type
1		*	2461.912	101.705	71.094	N/A	N/A	30.611	PK
2			2483.500	59.324	28.651	-14.676	74.000	30.673	PK

Note: Measure Level (dBuV/m) = Reading Level (dBuV) + Factor (dB)

Factor (dB) = Cable Loss (dB) + Antenna Factor (dB/m).

Engineer: Roy Cheng	
Site: AC1	Time: 2014/07/23 - 17:00
Limit: FCC_Part15.209_RE(3m)	Margin: 0
Probe: BBHA9120D_1-18GHz	Polarity: Vertical
EUT: WIFI dual band 4 GE LAN GPON HGUb	Power: AC 120V/60Hz
Note: Transmit by 802.11b at channel 2462MHz Ant 0	

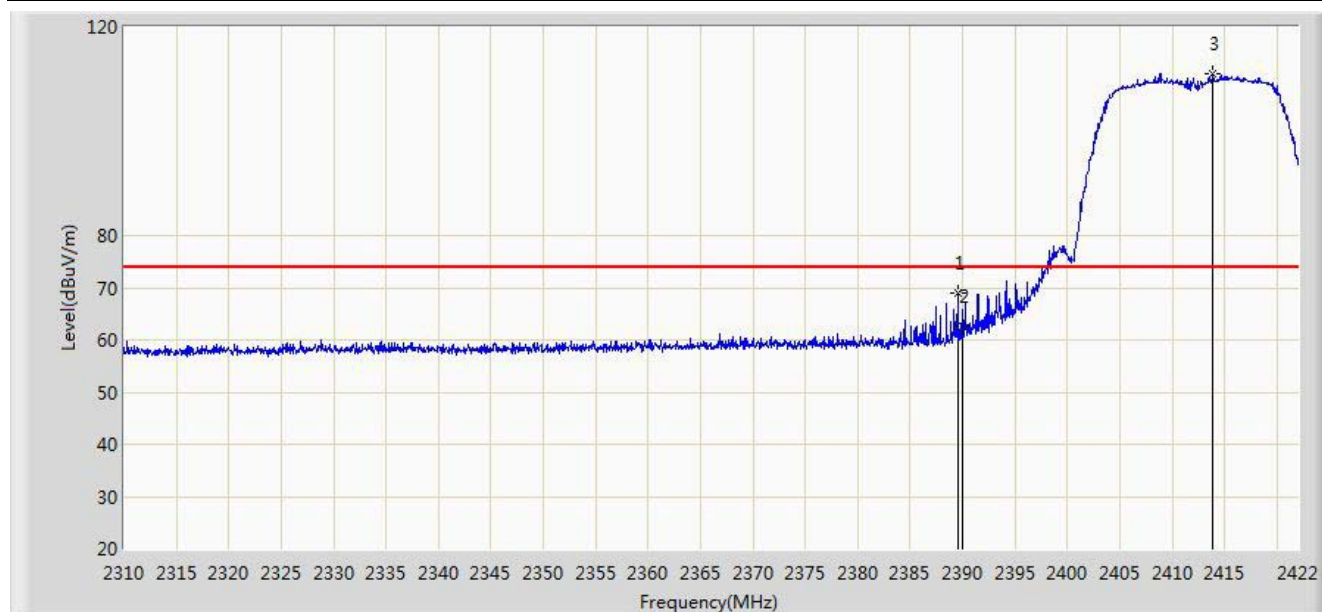


No	Flag	Mark	Frequency (MHz)	Measure Level (dBuV/m)	Reading Level (dBuV)	Over Limit (dB)	Limit (dBuV/m)	Factor (dB)	Type
1		*	2461.216	95.979	65.369	N/A	N/A	30.611	AV
2			2483.500	46.183	15.510	-7.817	54.000	30.673	AV

Note: Measure Level (dB μ V/m) = Reading Level (dB μ V) + Factor (dB)

Factor (dB) = Cable Loss (dB) + Antenna Factor (dB/m).

Engineer: Roy Cheng	
Site: AC1	Time: 2014/07/23 - 17:01
Limit: FCC_Part15.209_RE(3m)	Margin: 0
Probe: BBHA9120D_1-18GHz	Polarity: Horizontal
EUT: WIFI dual band 4 GE LAN GPON HGUb	Power: AC 120V/60Hz
Note: Transmit by 802.11g at channel 2412MHz Ant 0	

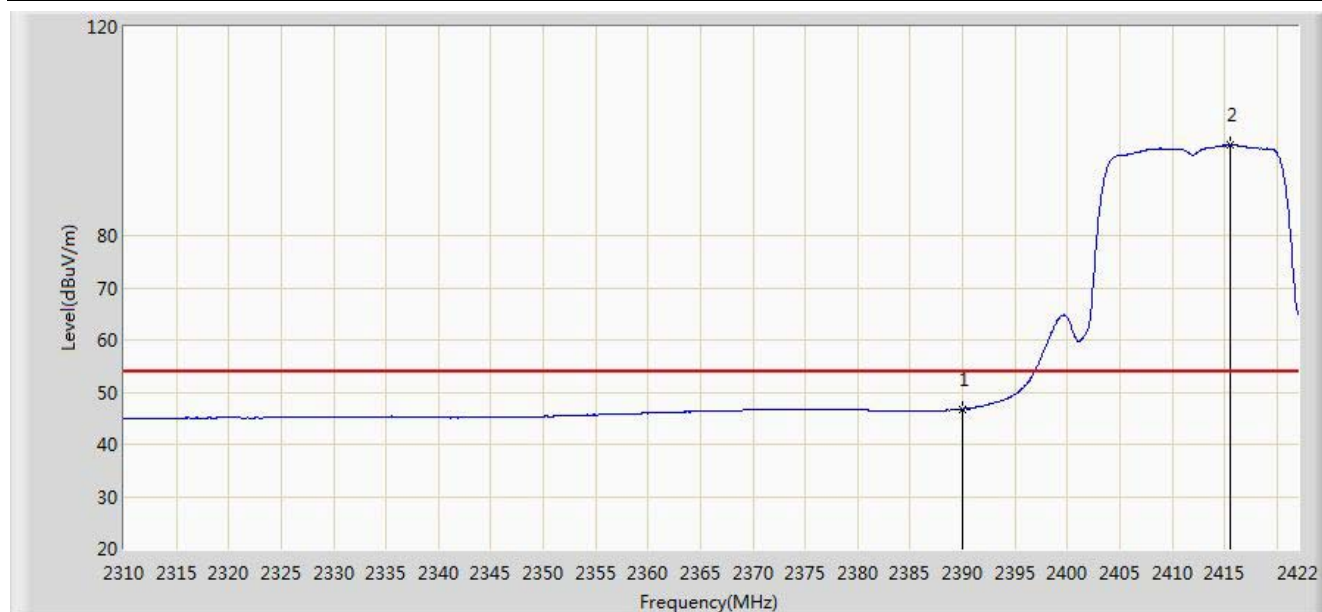


No	Flag	Mark	Frequency (MHz)	Measure Level (dBuV/m)	Reading Level (dBuV)	Over Limit (dB)	Limit (dBuV/m)	Factor (dB)	Type
1			2389.520	68.972	38.287	-5.028	74.000	30.685	PK
2			2390.000	62.495	31.811	-11.505	74.000	30.684	PK
3		*	2413.880	111.154	80.512	N/A	N/A	30.641	PK

Note: Measure Level (dB μ V/m) = Reading Level (dB μ V) + Factor (dB)

Factor (dB) = Cable Loss (dB) + Antenna Factor (dB/m).

Engineer: Roy Cheng	
Site: AC1	Time: 2014/07/23 - 17:03
Limit: FCC_Part15.209_RE(3m)	Margin: 0
Probe: BBHA9120D_1-18GHz	Polarity: Horizontal
EUT: WIFI dual band 4 GE LAN GPON HGUb	Power: AC 120V/60Hz
Note: Transmit by 802.11g at channel 2412MHz Ant 0	

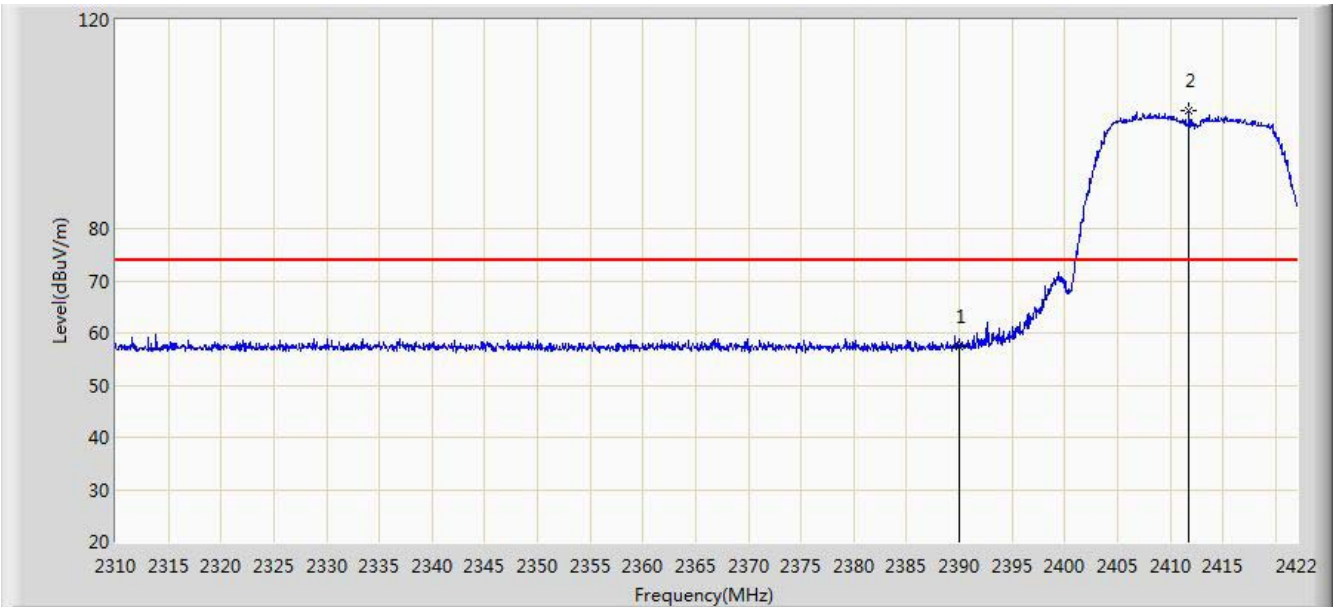


No	Flag	Mark	Frequency (MHz)	Measure Level (dBuV/m)	Reading Level (dBuV)	Over Limit (dB)	Limit (dBuV/m)	Factor (dB)	Type
1			2390.000	46.730	16.046	-7.270	54.000	30.684	AV
2		*	2415.504	97.291	66.652	N/A	N/A	30.640	AV

Note: Measure Level (dB μ V/m) = Reading Level (dB μ V) + Factor (dB)

Factor (dB) = Cable Loss (dB) + Antenna Factor (dB/m).

Engineer: Roy Cheng	
Site: AC1	Time: 2014/07/23 - 17:04
Limit: FCC_Part15.209_RE(3m)	Margin: 0
Probe: BBHA9120D_1-18GHz	Polarity: Vertical
EUT: WIFI dual band 4 GE LAN GPON HGUb	Power: AC 120V/60Hz
Note: Transmit by 802.11g at channel 2412MHz Ant 0	

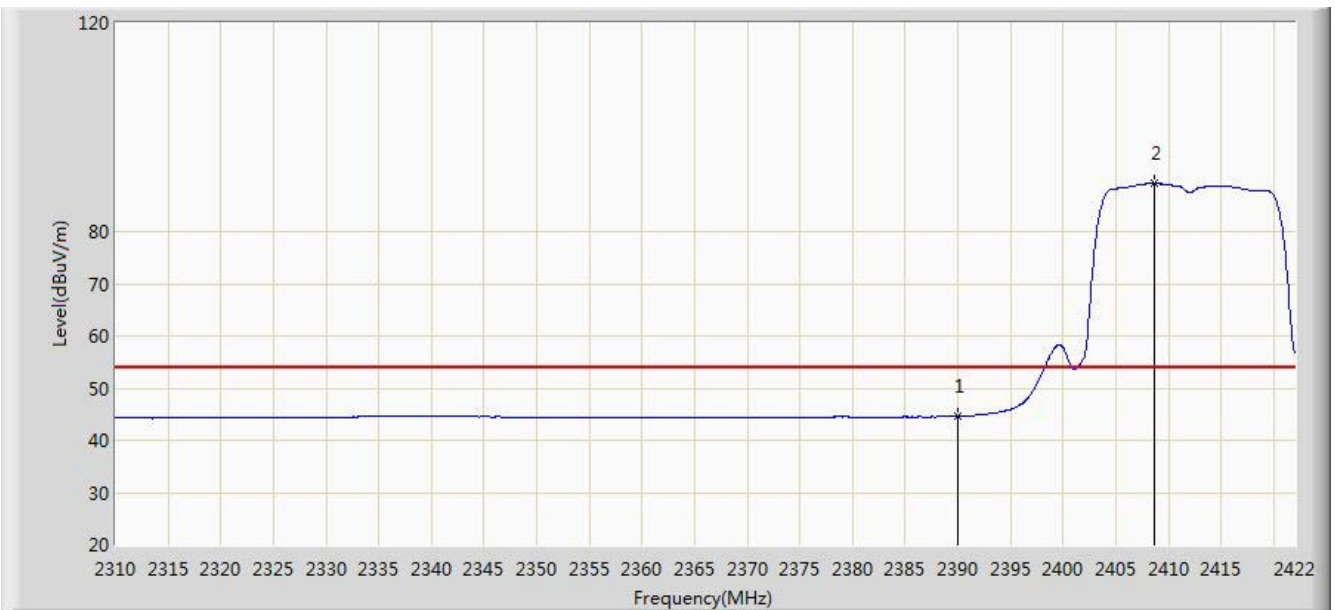


No	Flag	Mark	Frequency (MHz)	Measure Level (dBuV/m)	Reading Level (dBuV)	Over Limit (dB)	Limit (dBuV/m)	Factor (dB)	Type
1			2390.000	57.401	26.717	-16.599	74.000	30.684	PK
2		*	2411.808	102.555	71.910	N/A	N/A	30.645	PK

Note: Measure Level (dBμV/m) = Reading Level (dBμV) + Factor (dB)

Factor (dB) = Cable Loss (dB) + Antenna Factor (dB/m).

Engineer: Roy Cheng	
Site: AC1	Time: 2014/07/23 - 17:06
Limit: FCC_Part15.209_RE(3m)	Margin: 0
Probe: BBHA9120D_1-18GHz	Polarity: Vertical
EUT: WIFI dual band 4 GE LAN GPON HGUb	Power: AC 120V/60Hz
Note: Transmit by 802.11g at channel 2412MHz Ant 0	

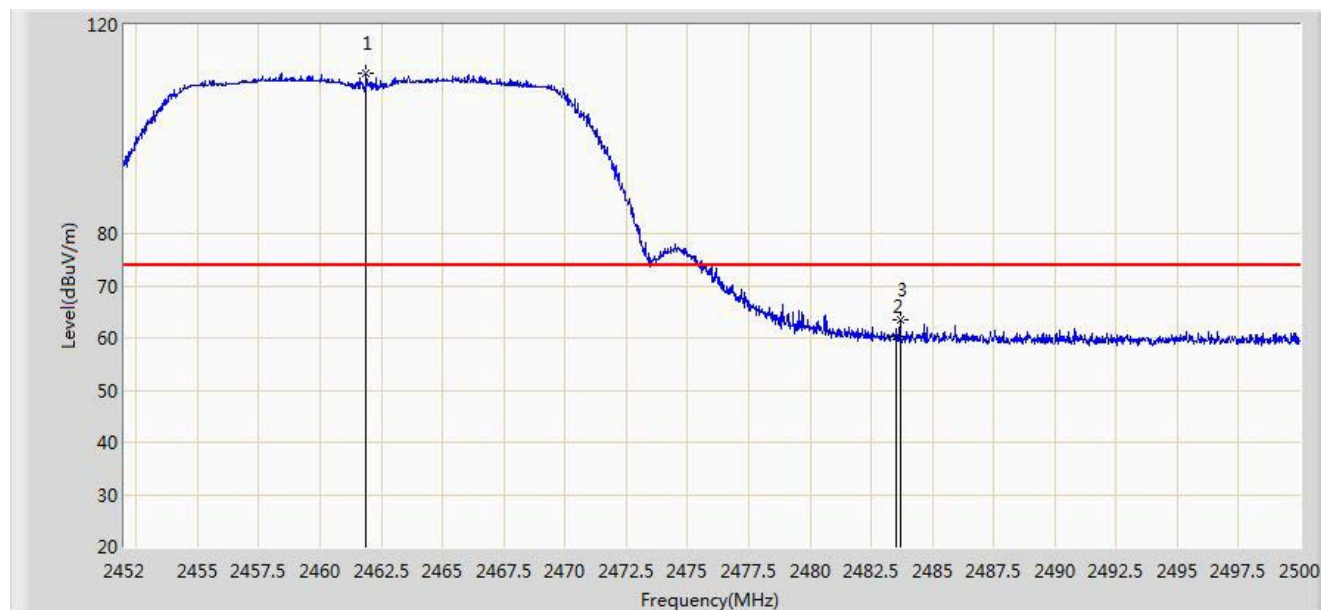


No	Flag	Mark	Frequency (MHz)	Measure Level (dBuV/m)	Reading Level (dBuV)	Over Limit (dB)	Limit (dBuV/m)	Factor (dB)	Type
1			2390.000	44.601	13.917	-9.399	54.000	30.684	AV
2		*	2408.728	89.217	58.567	N/A	N/A	30.650	AV

Note: Measure Level (dB μ V/m) = Reading Level (dB μ V) + Factor (dB)

Factor (dB) = Cable Loss (dB) + Antenna Factor (dB/m).

Engineer: Roy Cheng	
Site: AC1	Time: 2014/07/23 - 17:06
Limit: FCC_Part15.209_RE(3m)	Margin: 0
Probe: BBHA9120D_1-18GHz	Polarity: Horizontal
EUT: WIFI dual band 4 GE LAN GPON HGUb	Power: AC 120V/60Hz
Note: Transmit by 802.11g at channel 2462MHz Ant 0	

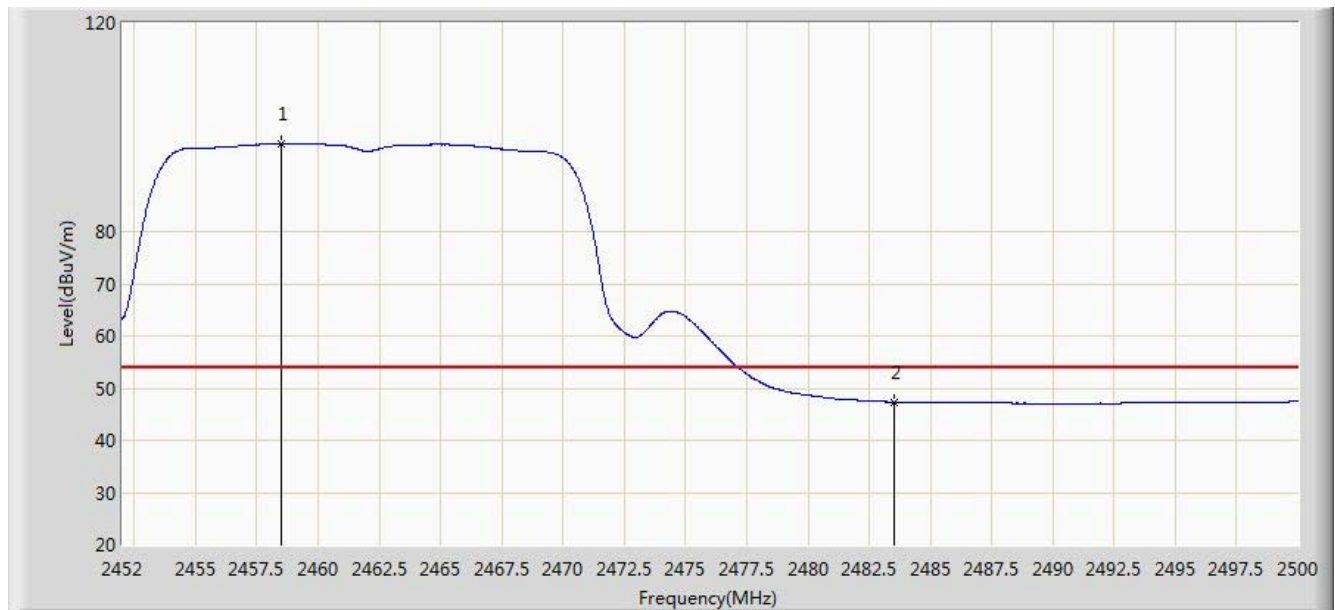


No	Flag	Mark	Frequency (MHz)	Measure Level (dBuV/m)	Reading Level (dBuV)	Over Limit (dB)	Limit (dBuV/m)	Factor (dB)	Type
1		*	2461.888	110.794	80.183	N/A	N/A	30.611	PK
2			2483.500	60.309	29.636	-13.691	74.000	30.673	PK
3			2483.680	63.529	32.856	-10.471	74.000	30.673	PK

Note: Measure Level (dB μ V/m) = Reading Level (dB μ V) + Factor (dB)

Factor (dB) = Cable Loss (dB) + Antenna Factor (dB/m).

Engineer: Roy Cheng	
Site: AC1	Time: 2014/07/23 - 17:08
Limit: FCC_Part15.209_RE(3m)	Margin: 0
Probe: BBHA9120D_1-18GHz	Polarity: Horizontal
EUT: WIFI dual band 4 GE LAN GPON HGUb	Power: AC 120V/60Hz
Note: Transmit by 802.11g at channel 2462MHz Ant 0	

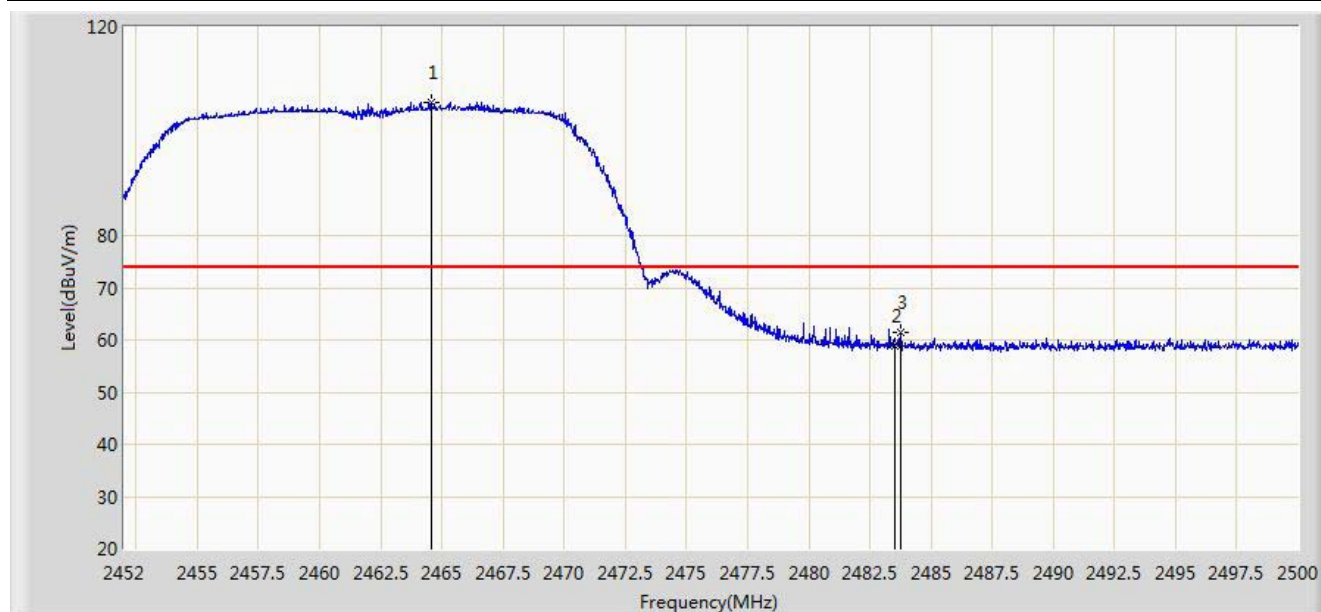


No	Flag	Mark	Frequency (MHz)	Measure Level (dBuV/m)	Reading Level (dBuV)	Over Limit (dB)	Limit (dBuV/m)	Factor (dB)	Type
1		*	2458.480	96.925	66.319	N/A	N/A	30.606	AV
2			2483.500	47.375	16.702	-6.625	54.000	30.673	AV

Note: Measure Level (dB μ V/m) = Reading Level (dB μ V) + Factor (dB)

Factor (dB) = Cable Loss (dB) + Antenna Factor (dB/m).

Engineer: Roy Cheng	
Site: AC1	Time: 2014/07/23 - 17:09
Limit: FCC_Part15.209_RE(3m)	Margin: 0
Probe: BBHA9120D_1-18GHz	Polarity: Vertical
EUT: WIFI dual band 4 GE LAN GPON HGUb	Power: AC 120V/60Hz
Note: Transmit by 802.11g at channel 2462MHz Ant 0	

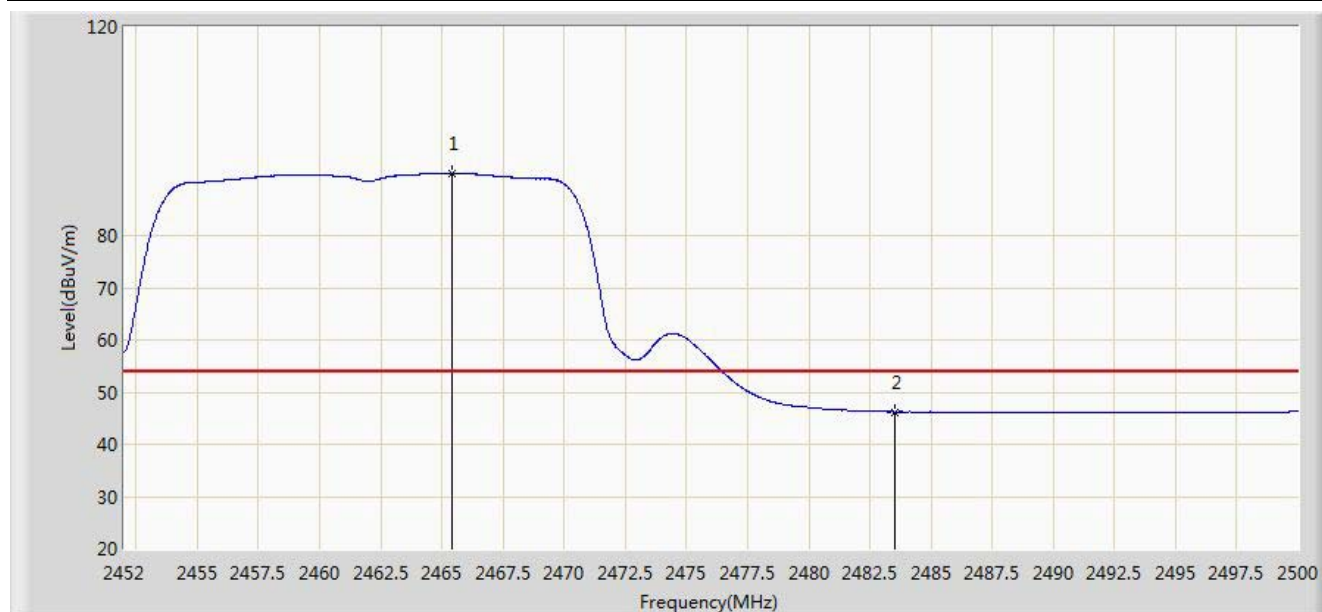


No	Flag	Mark	Frequency (MHz)	Measure Level (dBuV/m)	Reading Level (dBuV)	Over Limit (dB)	Limit (dBuV/m)	Factor (dB)	Type
1		*	2464.552	105.411	74.794	N/A	N/A	30.617	PK
2			2483.500	58.784	28.111	-15.216	74.000	30.673	PK
3			2483.752	61.455	30.782	-12.545	74.000	30.673	PK

Note: Measure Level (dB μ V/m) = Reading Level (dB μ V) + Factor (dB)

Factor (dB) = Cable Loss (dB) + Antenna Factor (dB/m).

Engineer: Roy Cheng	
Site: AC1	Time: 2014/07/23 - 17:11
Limit: FCC_Part15.209_RE(3m)	Margin: 0
Probe: BBHA9120D_1-18GHz	Polarity: Vertical
EUT: WIFI dual band 4 GE LAN GPON HGUb	Power: AC 120V/60Hz
Note: Transmit by 802.11g at channel 2462MHz Ant 0	

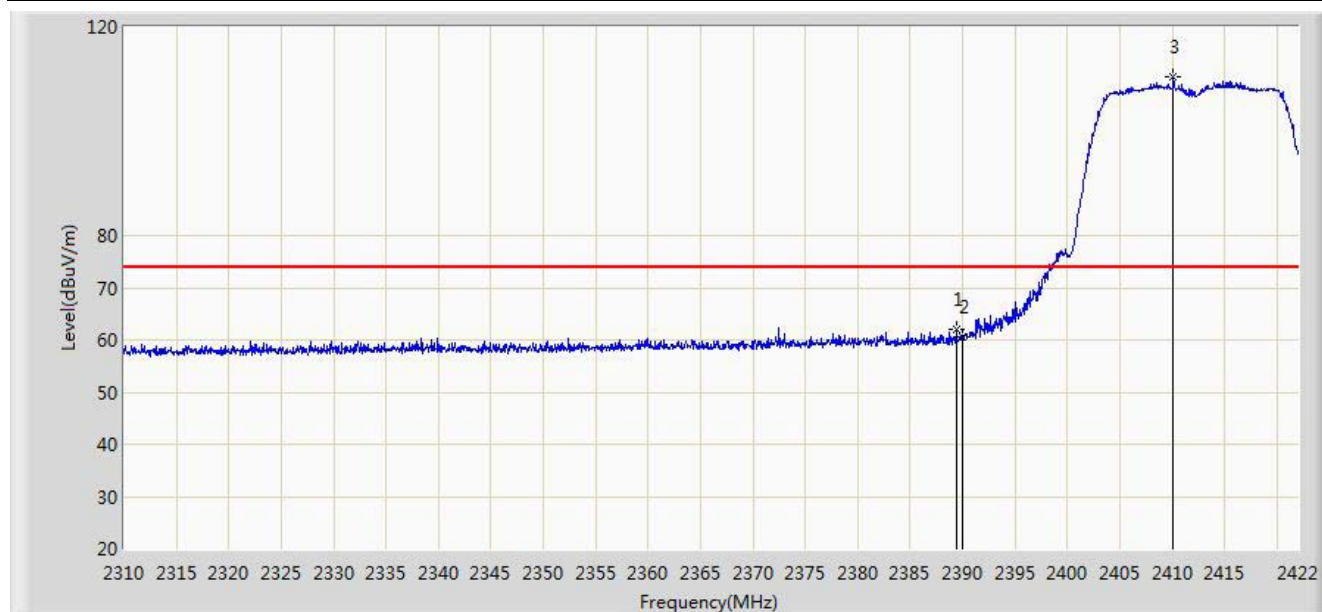


No	Flag	Mark	Frequency (MHz)	Measure Level (dBuV/m)	Reading Level (dBuV)	Over Limit (dB)	Limit (dBuV/m)	Factor (dB)	Type
1		*	2465.416	91.928	61.308	N/A	N/A	30.620	AV
2			2483.500	46.215	15.542	-7.785	54.000	30.673	AV

Note: Measure Level (dB μ V/m) = Reading Level (dB μ V) + Factor (dB)

Factor (dB) = Cable Loss (dB) + Antenna Factor (dB/m).

Engineer: Roy Cheng	
Site: AC1	Time: 2014/07/23 - 17:12
Limit: FCC_Part15.209_RE(3m)	Margin: 0
Probe: BBHA9120D_1-18GHz	Polarity: Horizontal
EUT: WIFI dual band 4 GE LAN GPON HGUb	Power: AC 120V/60Hz
Note: Transmit by 802.11n-HT20 at channel 2412MHz Ant 0	

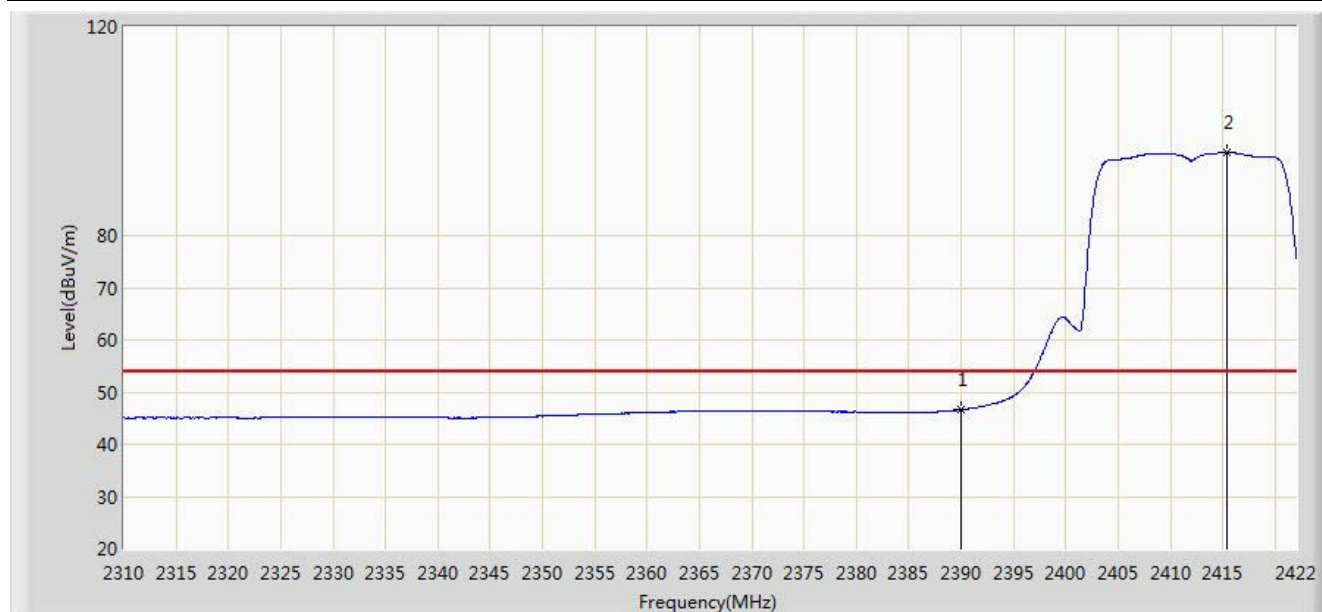


No	Flag	Mark	Frequency (MHz)	Measure Level (dBuV/m)	Reading Level (dBuV)	Over Limit (dB)	Limit (dBuV/m)	Factor (dB)	Type
1			2389.408	62.151	31.466	-11.849	74.000	30.685	PK
2			2390.000	60.551	29.867	-13.449	74.000	30.684	PK
3		*	2410.128	110.328	79.680	N/A	N/A	30.647	PK

Note: Measure Level (dB μ V/m) = Reading Level (dB μ V) + Factor (dB)

Factor (dB) = Cable Loss (dB) + Antenna Factor (dB/m).

Engineer: Roy Cheng	
Site: AC1	Time: 2014/07/23 - 17:15
Limit: FCC_Part15.209_RE(3m)	Margin: 0
Probe: BBHA9120D_1-18GHz	Polarity: Horizontal
EUT: WIFI dual band 4 GE LAN GPON HGUb	Power: AC 120V/60Hz
Note: Transmit by 802.11n-HT20 at channel 2412MHz Ant 0	

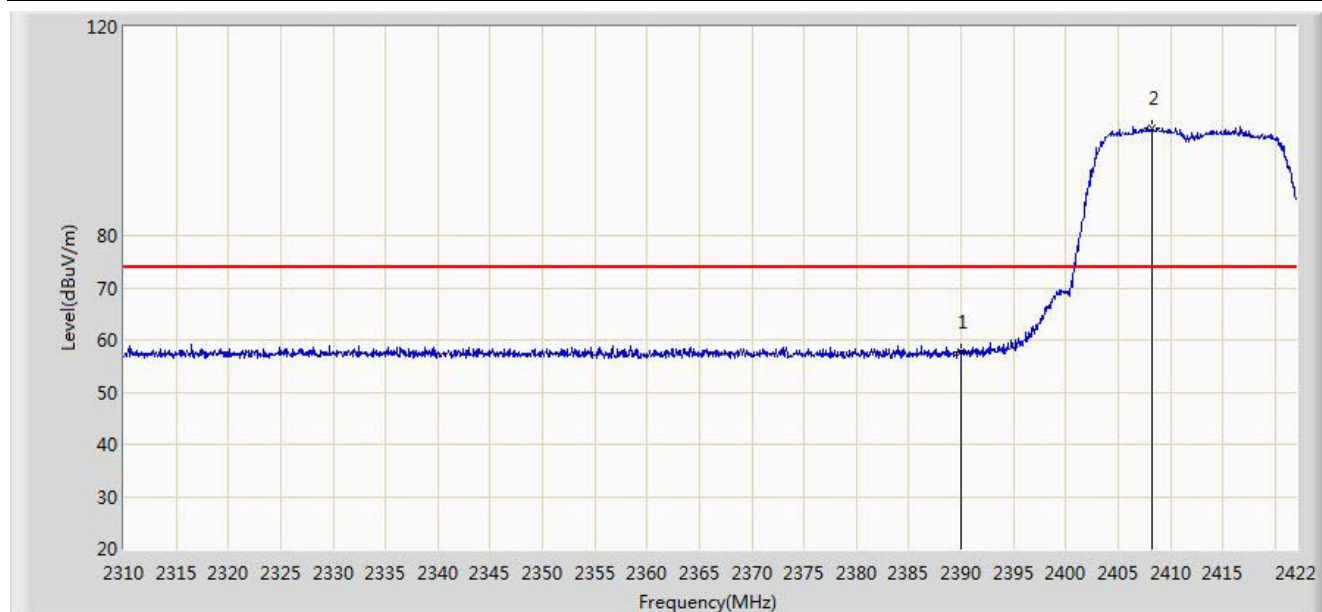


No	Flag	Mark	Frequency (MHz)	Measure Level (dBuV/m)	Reading Level (dBuV)	Over Limit (dB)	Limit (dBuV/m)	Factor (dB)	Type
1			2390.000	46.611	15.927	-7.389	54.000	30.684	AV
2		*	2415.336	95.935	65.295	N/A	N/A	30.640	AV

Note: Measure Level (dB μ V/m) = Reading Level (dB μ V) + Factor (dB)

Factor (dB) = Cable Loss (dB) + Antenna Factor (dB/m).

Engineer: Roy Cheng	
Site: AC1	Time: 2014/07/23 - 17:16
Limit: FCC_Part15.209_RE(3m)	Margin: 0
Probe: BBHA9120D_1-18GHz	Polarity: Vertical
EUT: WIFI dual band 4 GE LAN GPON HGUb	Power: AC 120V/60Hz
Note: Transmit by 802.11n-HT20 at channel 2412MHz Ant 0	

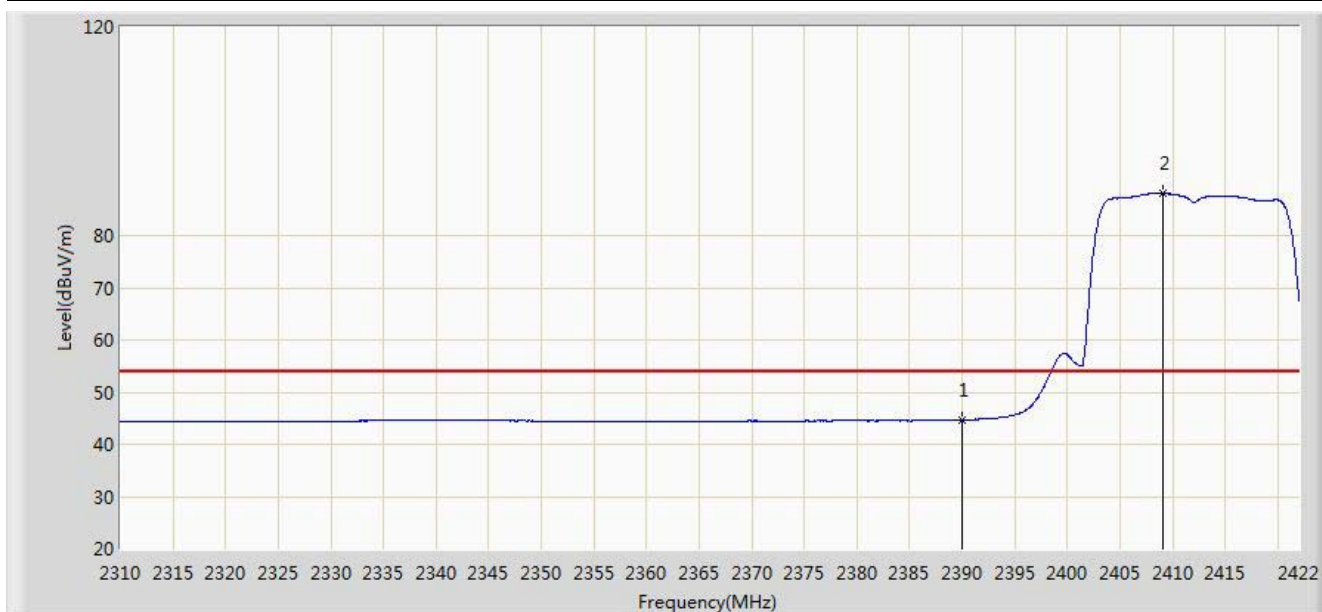


No	Flag	Mark	Frequency (MHz)	Measure Level (dBuV/m)	Reading Level (dBuV)	Over Limit (dB)	Limit (dBuV/m)	Factor (dB)	Type
1			2390.000	57.794	27.110	-16.206	74.000	30.684	PK
2		*	2408.224	100.679	70.028	N/A	N/A	30.651	PK

Note: Measure Level (dB μ V/m) = Reading Level (dB μ V) + Factor (dB)

Factor (dB) = Cable Loss (dB) + Antenna Factor (dB/m).

Engineer: Roy Cheng	
Site: AC1	Time: 2014/07/23 - 17:19
Limit: FCC_Part15.209_RE(3m)	Margin: 0
Probe: BBHA9120D_1-18GHz	Polarity: Vertical
EUT: WIFI dual band 4 GE LAN GPON HGUb	Power: AC 120V/60Hz
Note: Transmit by 802.11n-HT20 at channel 2412MHz Ant 0	

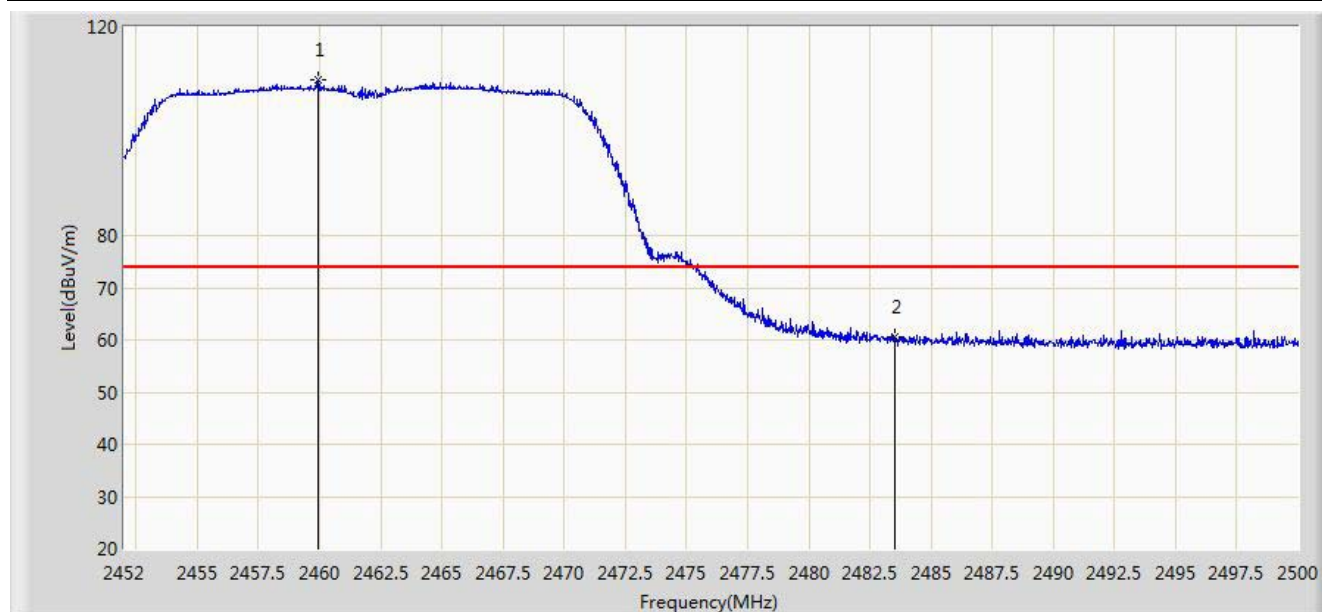


No	Flag	Mark	Frequency (MHz)	Measure Level (dBuV/m)	Reading Level (dBuV)	Over Limit (dB)	Limit (dBuV/m)	Factor (dB)	Type
1			2390.000	44.675	13.991	-9.325	54.000	30.684	AV
2		*	2409.064	88.050	57.401	N/A	N/A	30.649	AV

Note: Measure Level (dB μ V/m) = Reading Level (dB μ V) + Factor (dB)

Factor (dB) = Cable Loss (dB) + Antenna Factor (dB/m).

Engineer: Roy Cheng	
Site: AC1	Time: 2014/07/23 - 17:19
Limit: FCC_Part15.209_RE(3m)	Margin: 0
Probe: BBHA9120D_1-18GHz	Polarity: Horizontal
EUT: WIFI dual band 4 GE LAN GPON HGUb	Power: AC 120V/60Hz
Note: Transmit by 802.11n-HT20 at channel 2462MHz Ant 0	

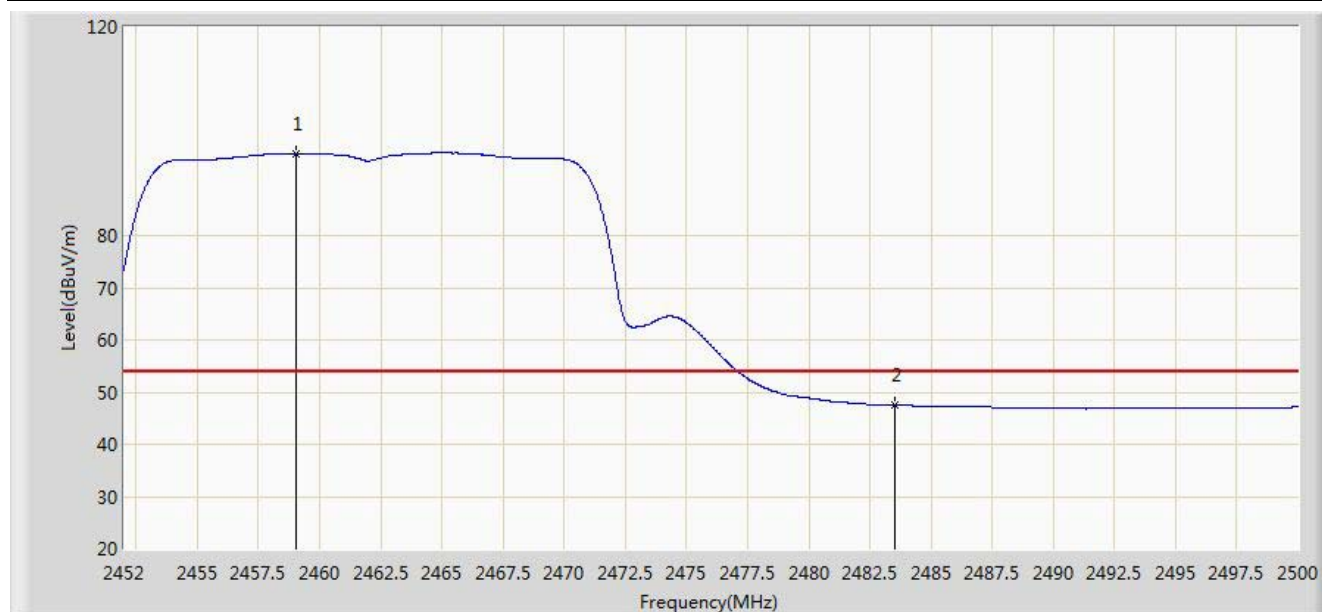


No	Flag	Mark	Frequency (MHz)	Measure Level (dBuV/m)	Reading Level (dBuV)	Over Limit (dB)	Limit (dBuV/m)	Factor (dB)	Type
1		*	2459.920	109.726	79.118	N/A	N/A	30.608	PK
2			2483.500	60.531	29.858	-13.469	74.000	30.673	PK

Note: Measure Level (dB μ V/m) = Reading Level (dB μ V) + Factor (dB)

Factor (dB) = Cable Loss (dB) + Antenna Factor (dB/m).

Engineer: Roy Cheng	
Site: AC1	Time: 2014/07/23 - 17:21
Limit: FCC_Part15.209_RE(3m)	Margin: 0
Probe: BBHA9120D_1-18GHz	Polarity: Horizontal
EUT: WIFI dual band 4 GE LAN GPON HGUb	Power: AC 120V/60Hz
Note: Transmit by 802.11n-HT20 at channel 2462MHz Ant 0	

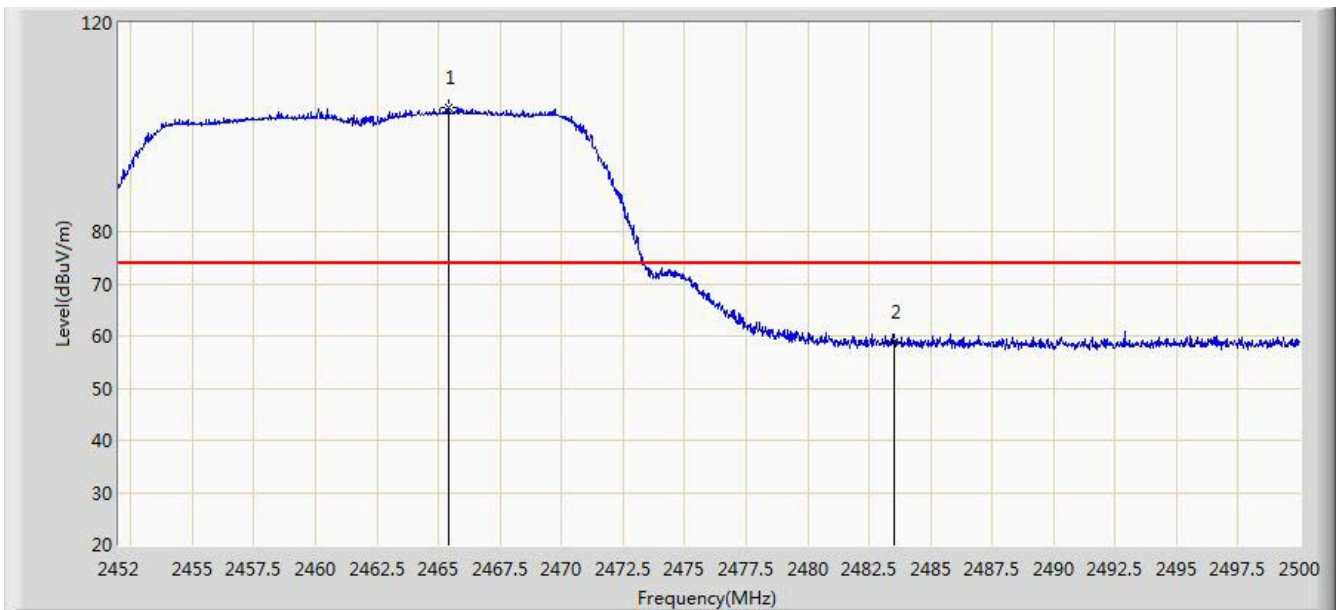


No	Flag	Mark	Frequency (MHz)	Measure Level (dBuV/m)	Reading Level (dBuV)	Over Limit (dB)	Limit (dBuV/m)	Factor (dB)	Type
1		*	2459.056	95.734	65.127	N/A	N/A	30.607	AV
2			2483.500	47.490	16.817	-6.510	54.000	30.673	AV

Note: Measure Level (dBuV/m) = Reading Level (dBuV) + Factor (dB)

Factor (dB) = Cable Loss (dB) + Antenna Factor (dB/m).

Engineer: Roy Cheng	
Site: AC1	Time: 2014/07/23 - 17:21
Limit: FCC_Part15.209_RE(3m)	Margin: 0
Probe: BBHA9120D_1-18GHz	Polarity: Vertical
EUT: WIFI dual band 4 GE LAN GPON HGUb	Power: AC 120V/60Hz
Note: Transmit by 802.11n-HT20 at channel 2462MHz Ant 0	

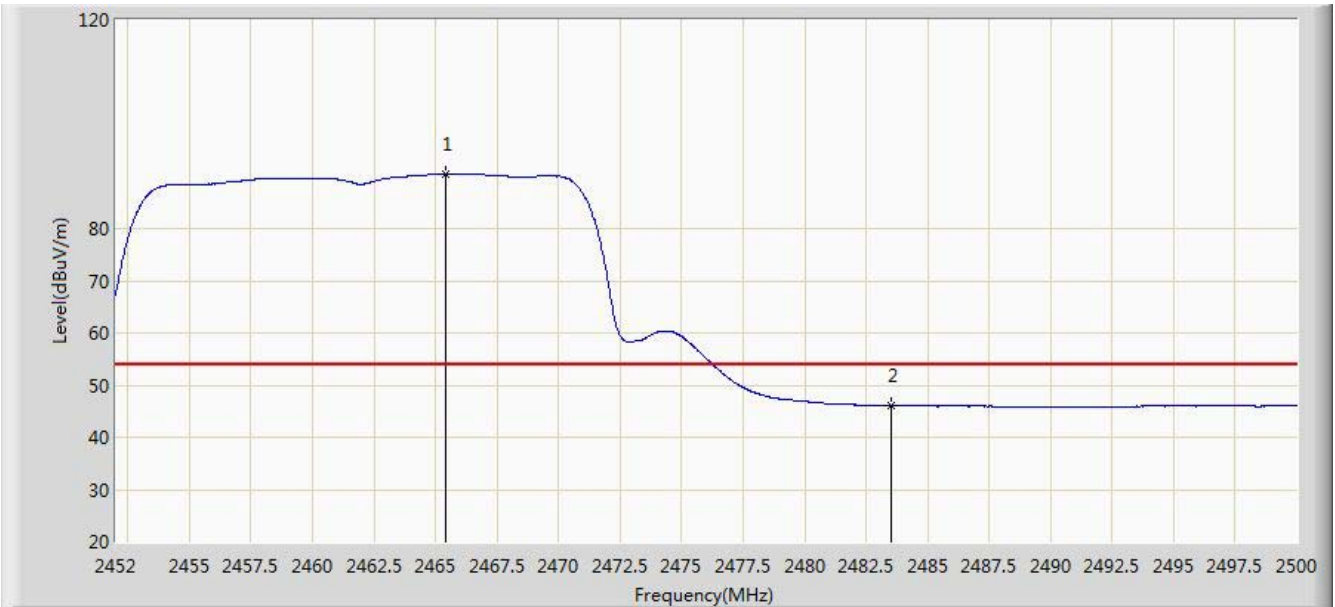


No	Flag	Mark	Frequency (MHz)	Measure Level (dBuV/m)	Reading Level (dBuV)	Over Limit (dB)	Limit (dBuV/m)	Factor (dB)	Type
1		*	2465.392	103.751	73.131	N/A	N/A	30.620	PK
2			2483.500	58.817	28.144	-15.183	74.000	30.673	PK

Note: Measure Level (dB μ V/m) = Reading Level (dB μ V) + Factor (dB)

Factor (dB) = Cable Loss (dB) + Antenna Factor (dB/m).

Engineer: Roy Cheng	
Site: AC1	Time: 2014/07/23 - 17:23
Limit: FCC_Part15.209_RE(3m)	Margin: 0
Probe: BBHA9120D_1-18GHz	Polarity: Vertical
EUT: WIFI dual band 4 GE LAN GPON HGUb	Power: AC 120V/60Hz
Note: Transmit by 802.11n-HT20 at channel 2462MHz Ant 0	

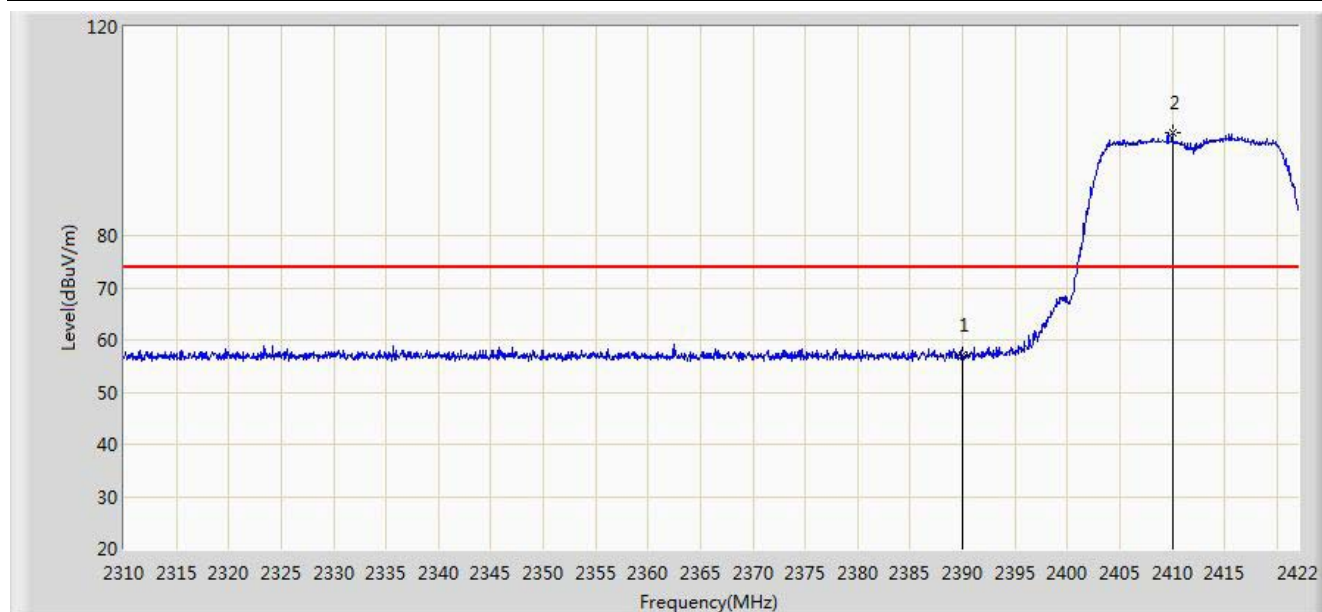


No	Flag	Mark	Frequency (MHz)	Measure Level (dBuV/m)	Reading Level (dBuV)	Over Limit (dB)	Limit (dBuV/m)	Factor (dB)	Type
1		*	2465.416	90.482	59.862	N/A	N/A	30.620	AV
2			2483.500	46.082	15.409	-7.918	54.000	30.673	AV

Note: Measure Level (dB μ V/m) = Reading Level (dB μ V) + Factor (dB)

Factor (dB) = Cable Loss (dB) + Antenna Factor (dB/m).

Engineer: Roy Cheng	
Site: AC1	Time: 2014/07/23 - 17:39
Limit: FCC_Part15.209_RE(3m)	Margin: 0
Probe: BBHA9120D_1-18GHz	Polarity: Horizontal
EUT: WIFI dual band 4 GE LAN GPON HGUb	Power: AC 120V/60Hz
Note: Transmit by 802.11n-HT20 at channel 2412MHz Ant 1	

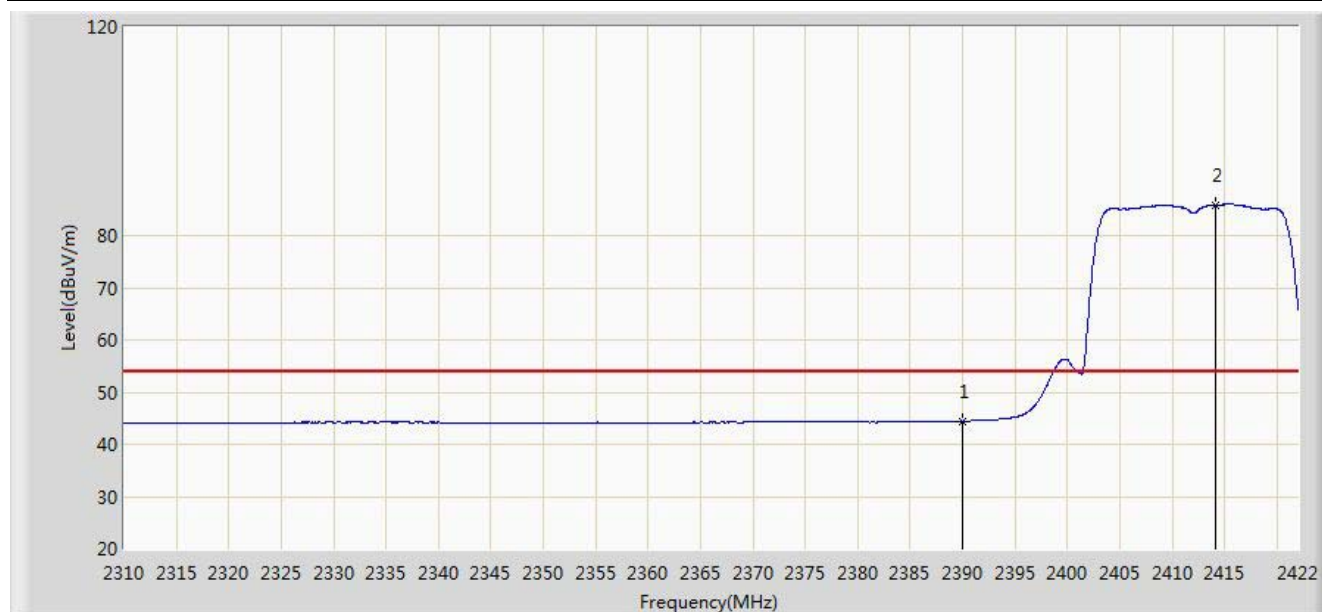


No	Flag	Mark	Frequency (MHz)	Measure Level (dBuV/m)	Reading Level (dBuV)	Over Limit (dB)	Limit (dBuV/m)	Factor (dB)	Type
1			2390.000	56.965	26.281	-17.035	74.000	30.684	PK
2		*	2410.016	99.793	69.145	N/A	N/A	30.648	PK

Note: Measure Level (dB μ V/m) = Reading Level (dB μ V) + Factor (dB)

Factor (dB) = Cable Loss (dB) + Antenna Factor (dB/m).

Engineer: Roy Cheng	
Site: AC1	Time: 2014/07/23 - 17:41
Limit: FCC_Part15.209_RE(3m)	Margin: 0
Probe: BBHA9120D_1-18GHz	Polarity: Horizontal
EUT: WIFI dual band 4 GE LAN GPON HGUb	Power: AC 120V/60Hz
Note: Transmit by 802.11n-HT20 at channel 2412MHz Ant 1	

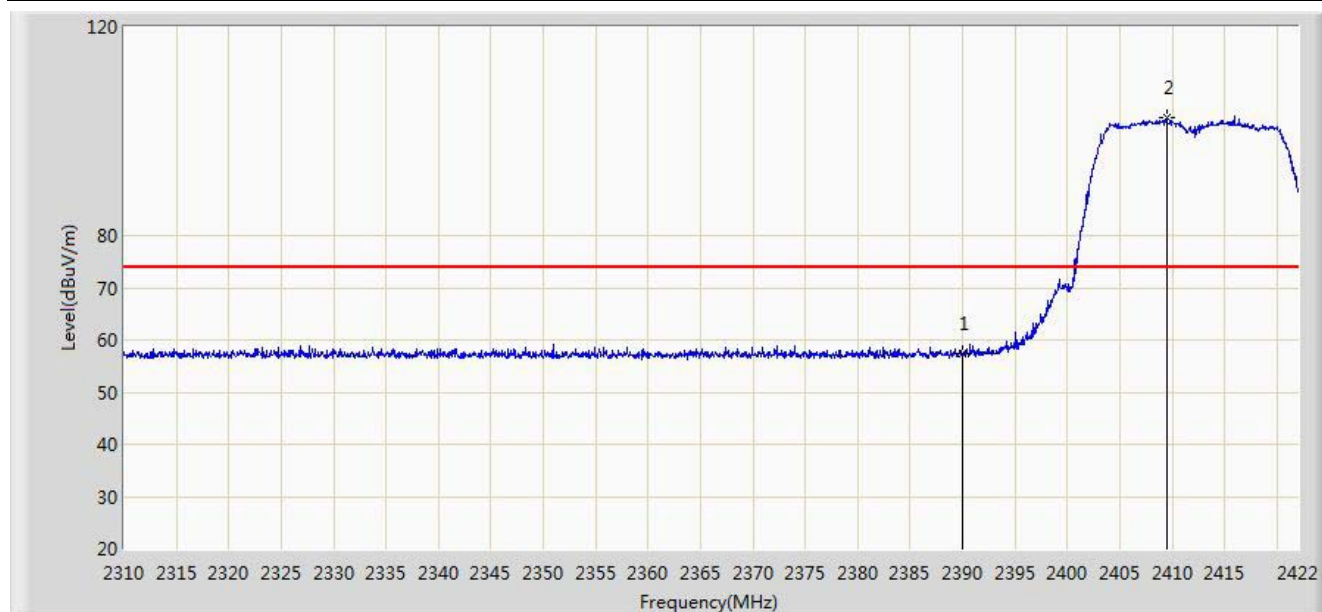


No	Flag	Mark	Frequency (MHz)	Measure Level (dBuV/m)	Reading Level (dBuV)	Over Limit (dB)	Limit (dBuV/m)	Factor (dB)	Type
1			2390.000	44.445	13.761	-9.555	54.000	30.684	AV
2		*	2414.104	85.857	55.216	N/A	N/A	30.642	AV

Note: Measure Level (dB μ V/m) = Reading Level (dB μ V) + Factor (dB)

Factor (dB) = Cable Loss (dB) + Antenna Factor (dB/m).

Engineer: Roy Cheng	
Site: AC1	Time: 2014/07/23 - 17:43
Limit: FCC_Part15.209_RE(3m)	Margin: 0
Probe: BBHA9120D_1-18GHz	Polarity: Vertical
EUT: WIFI dual band 4 GE LAN GPON HGUb	Power: AC 120V/60Hz
Note: Transmit by 802.11n-HT20 at channel 2412MHz Ant 1	

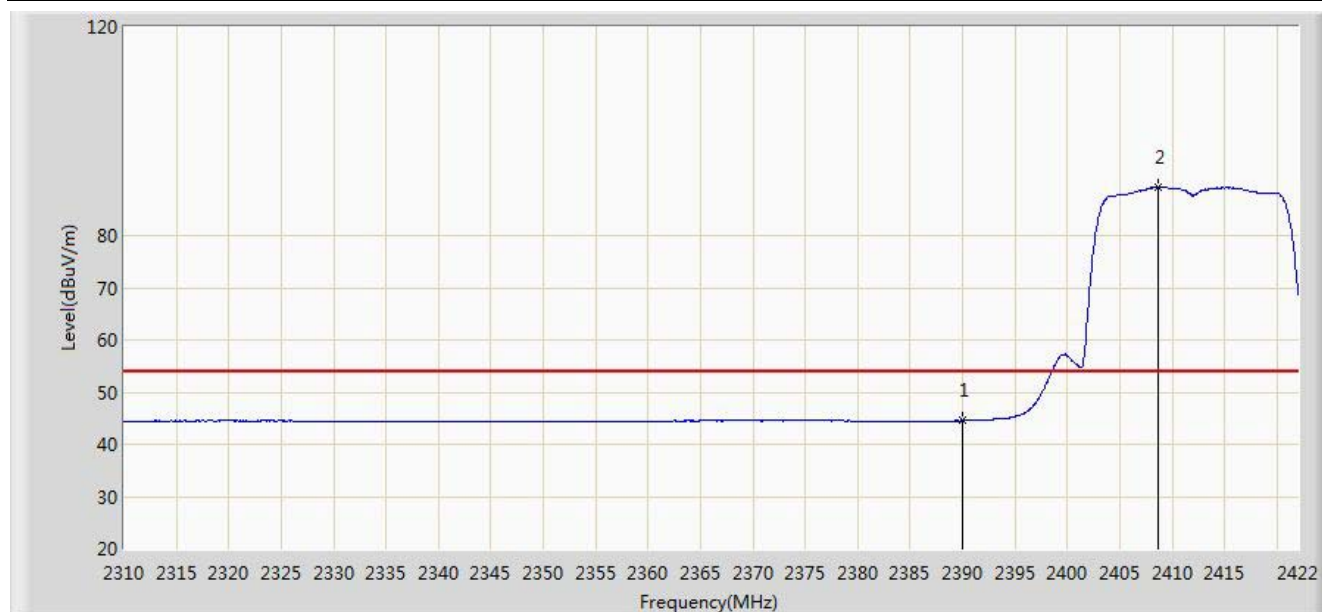


No	Flag	Mark	Frequency (MHz)	Measure Level (dBuV/m)	Reading Level (dBuV)	Over Limit (dB)	Limit (dBuV/m)	Factor (dB)	Type
1			2390.000	57.257	26.573	-16.743	74.000	30.684	PK
2		*	2409.512	102.701	72.052	N/A	N/A	30.649	PK

Note: Measure Level (dB μ V/m) = Reading Level (dB μ V) + Factor (dB)

Factor (dB) = Cable Loss (dB) + Antenna Factor (dB/m).

Engineer: Roy Cheng	
Site: AC1	Time: 2014/07/23 - 17:46
Limit: FCC_Part15.209_RE(3m)	Margin: 0
Probe: BBHA9120D_1-18GHz	Polarity: Vertical
EUT: WIFI dual band 4 GE LAN GPON HGUb	Power: AC 120V/60Hz
Note: Transmit by 802.11n-HT20 at channel 2412MHz Ant 1	

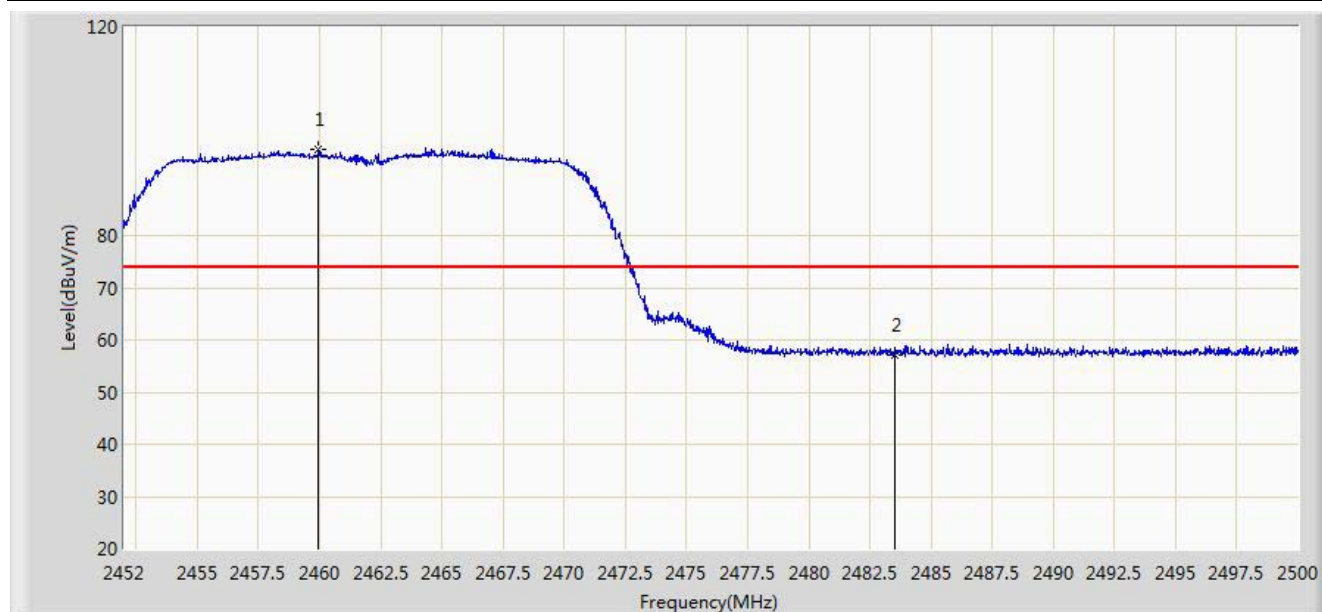


No	Flag	Mark	Frequency (MHz)	Measure Level (dBuV/m)	Reading Level (dBuV)	Over Limit (dB)	Limit (dBuV/m)	Factor (dB)	Type
1			2390.000	44.499	13.815	-9.501	54.000	30.684	AV
2		*	2408.728	89.181	58.531	N/A	N/A	30.650	AV

Note: Measure Level (dB μ V/m) = Reading Level (dB μ V) + Factor (dB)

Factor (dB) = Cable Loss (dB) + Antenna Factor (dB/m).

Engineer: Roy Cheng	
Site: AC1	Time: 2014/07/23 - 17:47
Limit: FCC_Part15.209_RE(3m)	Margin: 0
Probe: BBHA9120D_1-18GHz	Polarity: Horizontal
EUT: WIFI dual band 4 GE LAN GPON HGUb	Power: AC 120V/60Hz
Note: Transmit by 802.11n-HT20 at channel 2462MHz Ant 1	

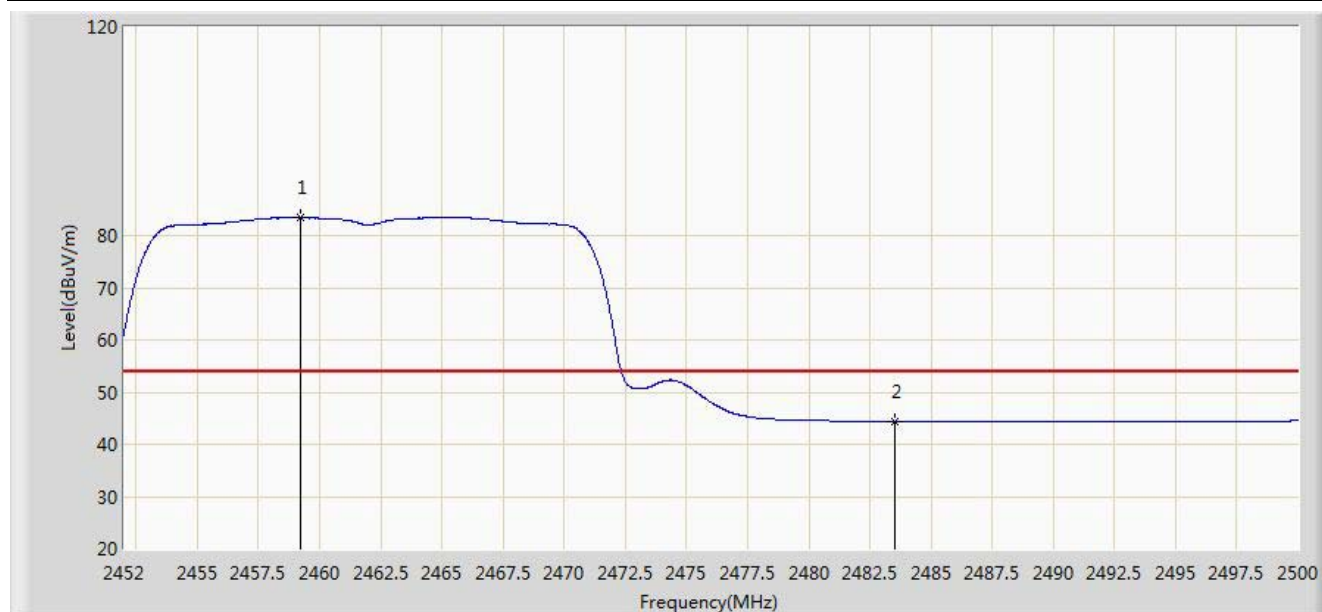


No	Flag	Mark	Frequency (MHz)	Measure Level (dBuV/m)	Reading Level (dBuV)	Over Limit (dB)	Limit (dBuV/m)	Factor (dB)	Type
1		*	2459.968	96.657	66.049	N/A	N/A	30.609	PK
2			2483.500	57.179	26.506	-16.821	74.000	30.673	PK

Note: Measure Level (dB μ V/m) = Reading Level (dB μ V) + Factor (dB)

Factor (dB) = Cable Loss (dB) + Antenna Factor (dB/m).

Engineer: Roy Cheng	
Site: AC1	Time: 2014/07/23 - 17:52
Limit: FCC_Part15.209_RE(3m)	Margin: 0
Probe: BBHA9120D_1-18GHz	Polarity: Horizontal
EUT: WIFI dual band 4 GE LAN GPON HGUb	Power: AC 120V/60Hz
Note: Transmit by 802.11n-HT20 at channel 2462MHz Ant 1	

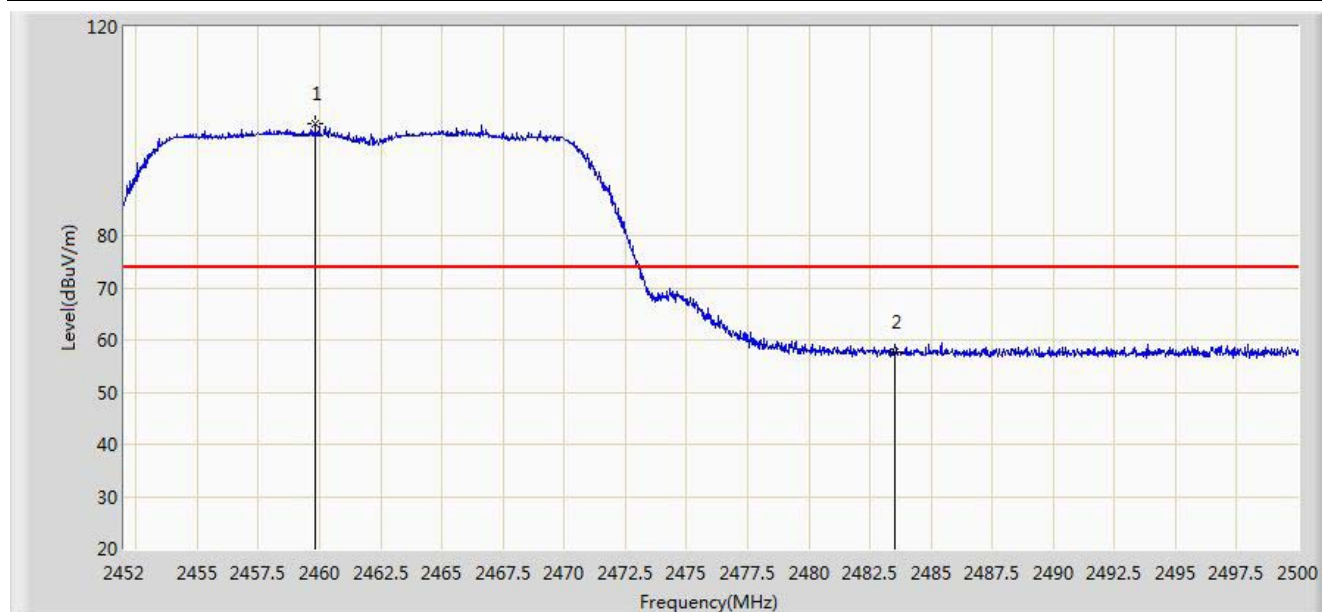


No	Flag	Mark	Frequency (MHz)	Measure Level (dBuV/m)	Reading Level (dBuV)	Over Limit (dB)	Limit (dBuV/m)	Factor (dB)	Type
1		*	2459.224	83.416	52.809	N/A	N/A	30.607	AV
2			2483.500	44.382	13.709	-9.618	54.000	30.673	AV

Note: Measure Level (dB μ V/m) = Reading Level (dB μ V) + Factor (dB)

Factor (dB) = Cable Loss (dB) + Antenna Factor (dB/m).

Engineer: Roy Cheng	
Site: AC1	Time: 2014/07/23 - 17:53
Limit: FCC_Part15.209_RE(3m)	Margin: 0
Probe: BBHA9120D_1-18GHz	Polarity: Vertical
EUT: WIFI dual band 4 GE LAN GPON HGUb	Power: AC 120V/60Hz
Note: Transmit by 802.11n-HT20 at channel 2462MHz Ant 1	

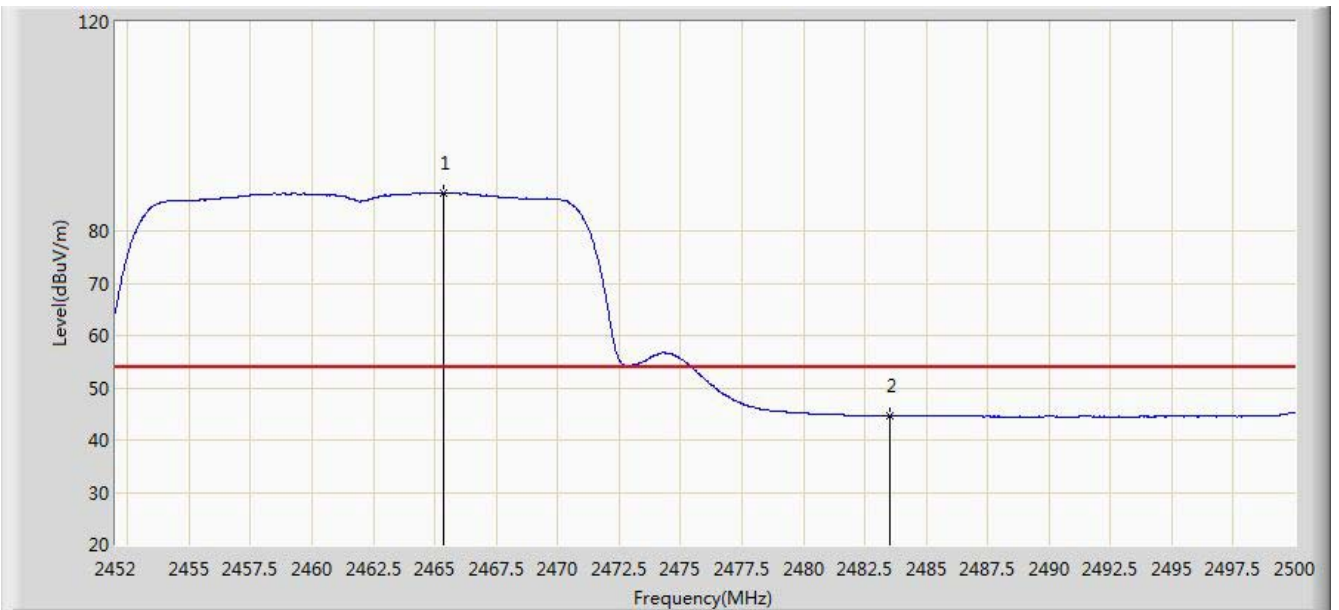


No	Flag	Mark	Frequency (MHz)	Measure Level (dBuV/m)	Reading Level (dBuV)	Over Limit (dB)	Limit (dBuV/m)	Factor (dB)	Type
1		*	2459.824	101.320	70.712	N/A	N/A	30.608	PK
2			2483.500	57.709	27.036	-16.291	74.000	30.673	PK

Note: Measure Level (dB μ V/m) = Reading Level (dB μ V) + Factor (dB)

Factor (dB) = Cable Loss (dB) + Antenna Factor (dB/m).

Engineer: Roy Cheng	
Site: AC1	Time: 2014/07/23 - 17:55
Limit: FCC_Part15.209_RE(3m)	Margin: 0
Probe: BBHA9120D_1-18GHz	Polarity: Vertical
EUT: WIFI dual band 4 GE LAN GPON HGUb	Power: AC 120V/60Hz
Note: Transmit by 802.11n-HT20 at channel 2462MHz Ant 1	

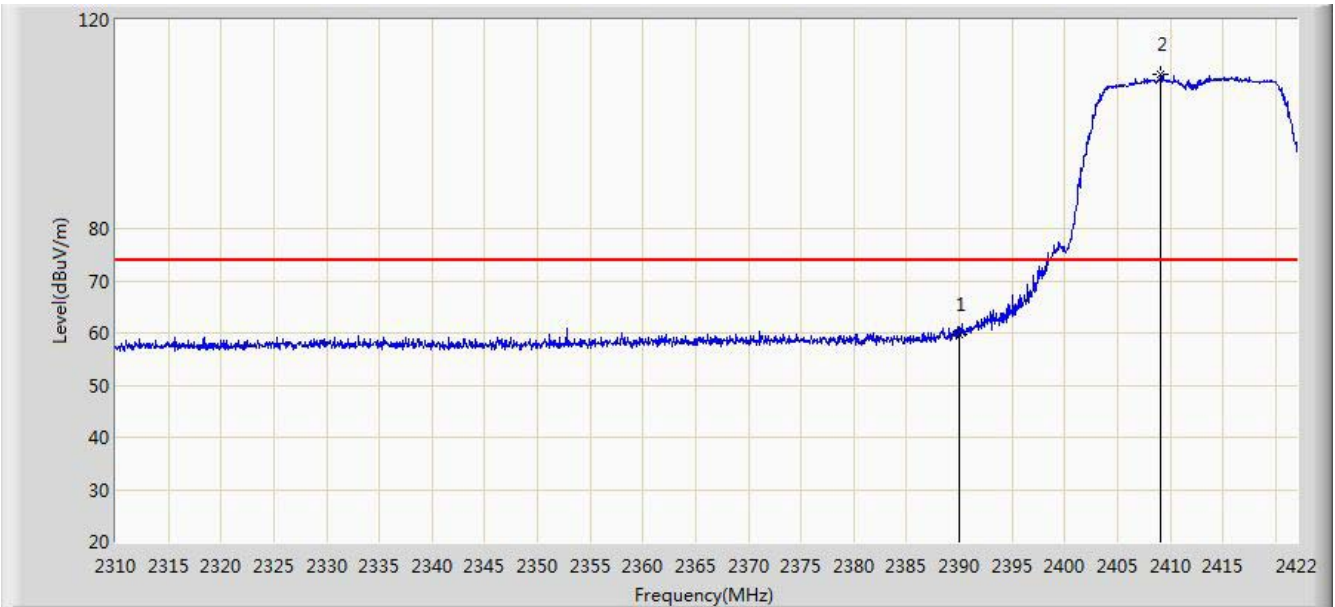


No	Flag	Mark	Frequency (MHz)	Measure Level (dBuV/m)	Reading Level (dBuV)	Over Limit (dB)	Limit (dBuV/m)	Factor (dB)	Type
1		*	2465.368	87.257	56.637	33.257	54.000	30.620	AV
			2483.500	44.652	13.979	-9.348	54.000	30.673	AV

Note: Measure Level (dB μ V/m) = Reading Level (dB μ V) + Factor (dB)

Factor (dB) = Cable Loss (dB) + Antenna Factor (dB/m).

Engineer: Roy Cheng	
Site: AC1	Time: 2014/07/23 - 19:08
Limit: FCC_Part15.209_RE(3m)	Margin: 0
Probe: BBHA9120D_1-18GHz	Polarity: Horizontal
EUT: WIFI dual band 4 GE LAN GPON HGUb	Power: AC 120V/60Hz
Note: Transmit by 802.11n-HT20 at channel 2412MHz Ant 0 + 1	

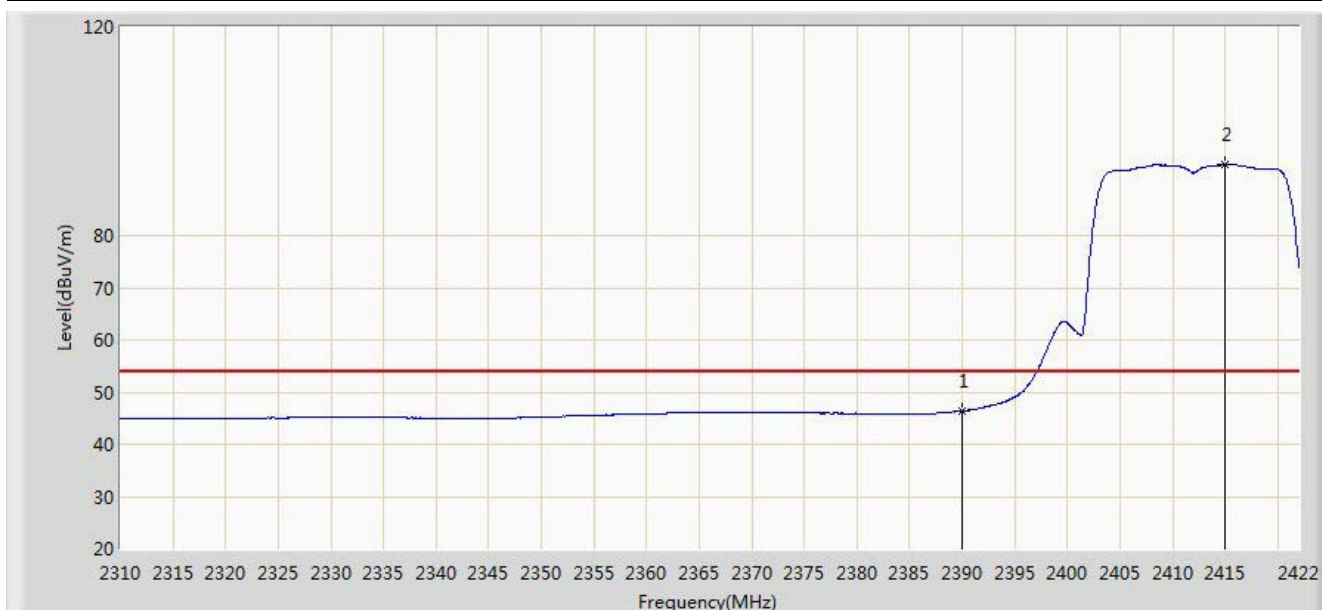


No	Flag	Mark	Frequency (MHz)	Measure Level (dBuV/m)	Reading Level (dBuV)	Over Limit (dB)	Limit (dBuV/m)	Factor (dB)	Type
1			2390.000	59.740	29.056	-14.260	74.000	30.684	PK
2		*	2409.120	109.455	78.806	N/A	N/A	30.649	PK

Note: Measure Level (dB μ V/m) = Reading Level (dB μ V) + Factor (dB)

Factor (dB) = Cable Loss (dB) + Antenna Factor (dB/m).

Engineer: Roy Cheng	
Site: AC1	Time: 2014/07/23 - 19:15
Limit: FCC_Part15.209_RE(3m)	Margin: 0
Probe: BBHA9120D_1-18GHz	Polarity: Horizontal
EUT: WIFI dual band 4 GE LAN GPON HGUb	Power: AC 120V/60Hz
Note: Transmit by 802.11n-HT20 at channel 2412MHz Ant 0 + 1	

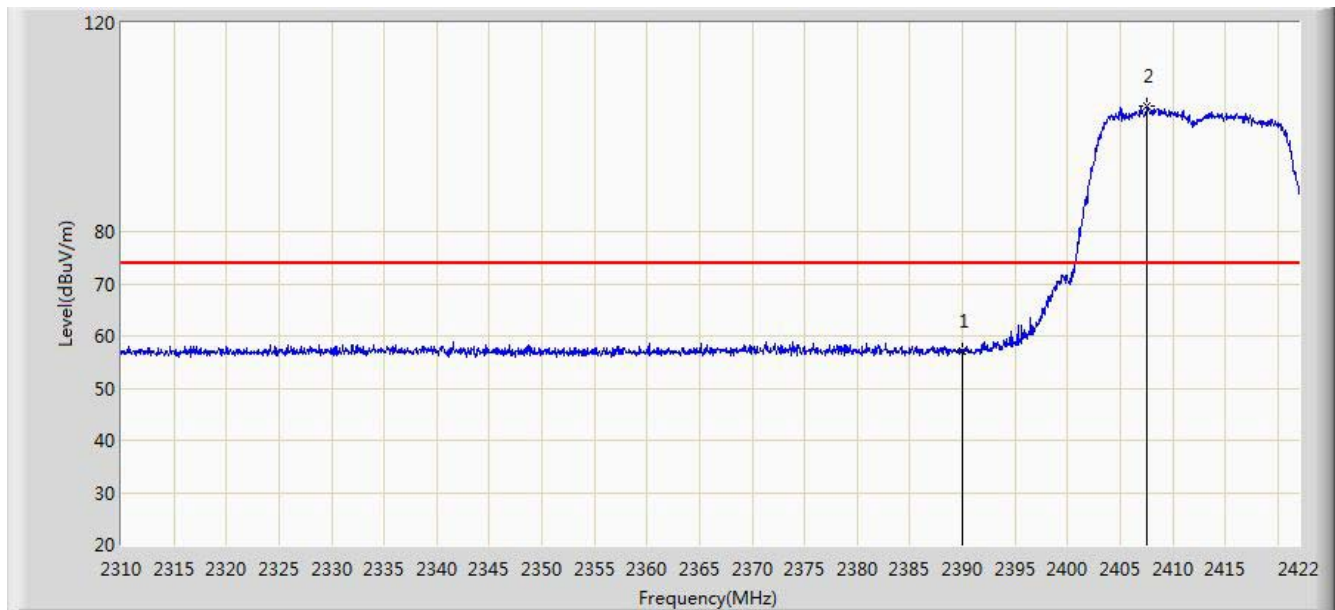


No	Flag	Mark	Frequency (MHz)	Measure Level (dBuV/m)	Reading Level (dBuV)	Over Limit (dB)	Limit (dBuV/m)	Factor (dB)	Type
1			2390.000	46.360	15.676	-7.640	54.000	30.684	AV
2		*	2415.000	93.586	62.946	N/A	N/A	30.640	AV

Note: Measure Level (dB μ V/m) = Reading Level (dB μ V) + Factor (dB)

Factor (dB) = Cable Loss (dB) + Antenna Factor (dB/m).

Engineer: Roy Cheng	
Site: AC1	Time: 2014/07/23 - 19:15
Limit: FCC_Part15.209_RE(3m)	Margin: 0
Probe: BBHA9120D_1-18GHz	Polarity: Vertical
EUT: WIFI dual band 4 GE LAN GPON HGUb	Power: AC 120V/60Hz
Note: Transmit by 802.11n-HT20 at channel 2412MHz Ant 0 + 1	

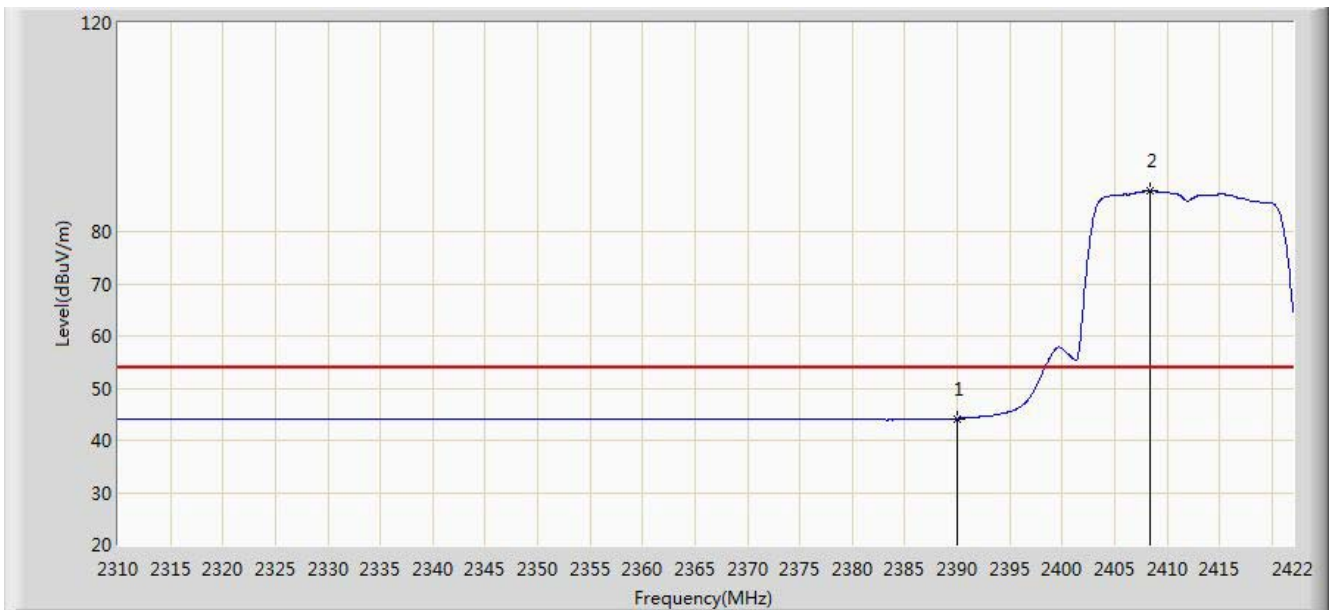


No	Flag	Mark	Frequency (MHz)	Measure Level (dBuV/m)	Reading Level (dBuV)	Over Limit (dB)	Limit (dBuV/m)	Factor (dB)	Type
1			2390.000	57.150	26.466	-16.850	74.000	30.684	PK
2		*	2407.552	104.176	73.524	N/A	N/A	30.652	PK

Note: Measure Level (dBμV/m) = Reading Level (dBμV) + Factor (dB)

Factor (dB) = Cable Loss (dB) + Antenna Factor (dB/m).

Engineer: Roy Cheng	
Site: AC1	Time: 2014/07/23 - 19:17
Limit: FCC_Part15.209_RE(3m)	Margin: 0
Probe: BBHA9120D_1-18GHz	Polarity: Vertical
EUT: WIFI dual band 4 GE LAN GPON HGUb	Power: AC 120V/60Hz
Note: Transmit by 802.11n-HT20 at channel 2412MHz Ant 0 + 1	

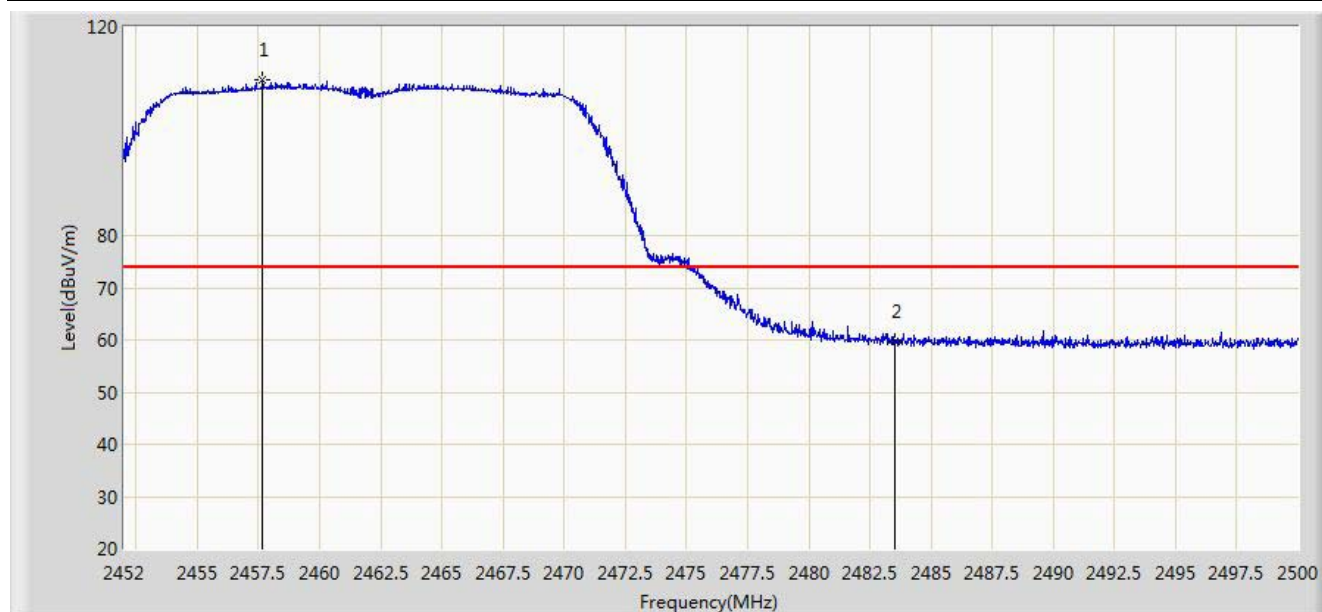


No	Flag	Mark	Frequency (MHz)	Measure Level (dBuV/m)	Reading Level (dBuV)	Over Limit (dB)	Limit (dBuV/m)	Factor (dB)	Type
1			2390.000	44.180	13.496	-9.820	54.000	30.684	AV
2		*	2408.336	87.868	57.217	N/A	N/A	30.651	AV

Note: Measure Level (dBμV/m) = Reading Level (dBμV) + Factor (dB)

Factor (dB) = Cable Loss (dB) + Antenna Factor (dB/m).

Engineer: Roy Cheng	
Site: AC1	Time: 2014/07/23 - 19:17
Limit: FCC_Part15.209_RE(3m)	Margin: 0
Probe: BBHA9120D_1-18GHz	Polarity: Horizontal
EUT: WIFI dual band 4 GE LAN GPON HGUb	Power: AC 120V/60Hz
Note: Transmit by 802.11n-HT20 at channel 2462MHz Ant 0 + 1	



No	Flag	Mark	Frequency (MHz)	Measure Level (dBuV/m)	Reading Level (dBuV)	Over Limit (dB)	Limit (dBuV/m)	Factor (dB)	Type
1		*	2457.664	109.732	79.127	N/A	N/A	30.604	PK
2			2483.500	59.587	28.914	-14.413	74.000	30.673	PK

Note: Measure Level (dBuV/m) = Reading Level (dBuV) + Factor (dB)

Factor (dB) = Cable Loss (dB) + Antenna Factor (dB/m).

Engineer: Roy Cheng	
Site: AC1	Time: 2014/07/23 - 19:24
Limit: FCC_Part15.209_RE(3m)	Margin: 0
Probe: BBHA9120D_1-18GHz	Polarity: Horizontal
EUT: WIFI dual band 4 GE LAN GPON HGUb	Power: AC 120V/60Hz
Note: Transmit by 802.11n-HT20 at channel 2462MHz Ant 0 + 1	

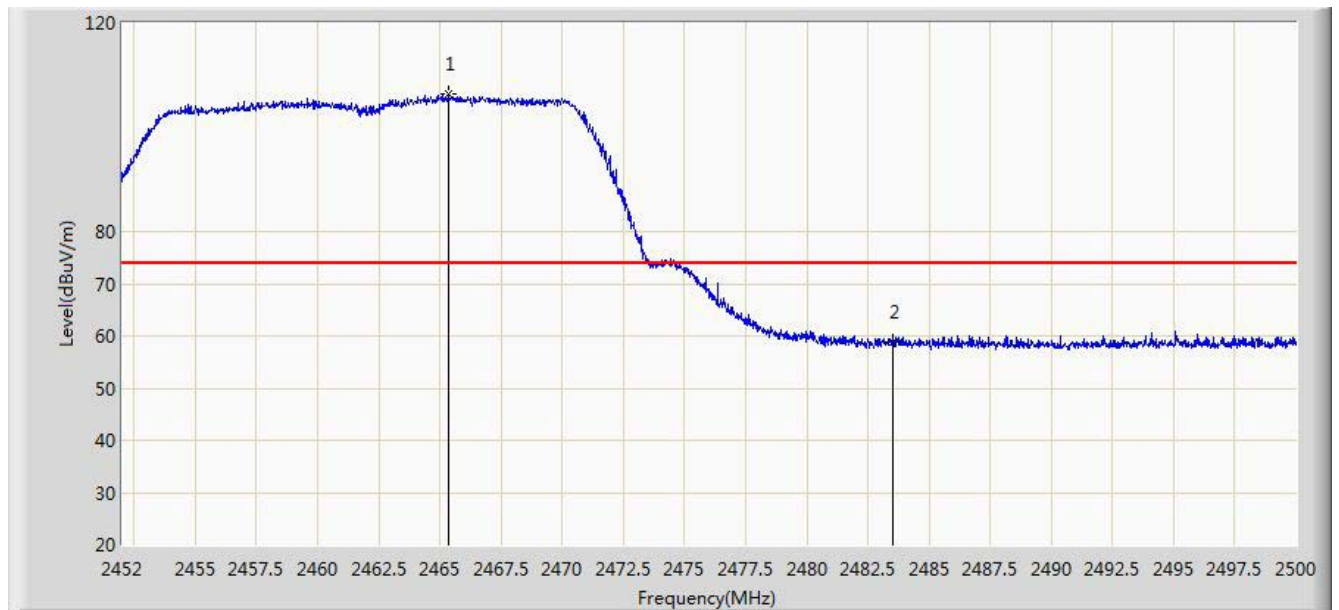


No	Flag	Mark	Frequency (MHz)	Measure Level (dBuV/m)	Reading Level (dBuV)	Over Limit (dB)	Limit (dBuV/m)	Factor (dB)	Type
1		*	2459.224	93.565	62.958	N/A	N/A	30.607	AV
2			2483.500	46.927	16.254	-7.073	54.000	30.673	AV

Note: Measure Level (dB μ V/m) = Reading Level (dB μ V) + Factor (dB)

Factor (dB) = Cable Loss (dB) + Antenna Factor (dB/m).

Engineer: Roy Cheng	
Site: AC1	Time: 2014/07/23 - 19:25
Limit: FCC_Part15.209_RE(3m)	Margin: 0
Probe: BBHA9120D_1-18GHz	Polarity: Vertical
EUT: WIFI dual band 4 GE LAN GPON HGUb	Power: AC 120V/60Hz
Note: Transmit by 802.11n-HT20 at channel 2462MHz Ant 0 + 1	



No	Flag	Mark	Frequency (MHz)	Measure Level (dBuV/m)	Reading Level (dBuV)	Over Limit (dB)	Limit (dBuV/m)	Factor (dB)	Type
1		*	2465.368	106.317	75.697	N/A	N/A	30.620	PK
2			2483.500	58.899	28.226	-15.101	74.000	30.673	PK

Note: Measure Level (dB μ V/m) = Reading Level (dB μ V) + Factor (dB)

Factor (dB) = Cable Loss (dB) + Antenna Factor (dB/m).

Engineer: Roy Cheng	
Site: AC1	Time: 2014/07/23 - 19:26
Limit: FCC_Part15.209_RE(3m)	Margin: 0
Probe: BBHA9120D_1-18GHz	Polarity: Vertical
EUT: WIFI dual band 4 GE LAN GPON HGUb	Power: AC 120V/60Hz
Note: Transmit by 802.11n-HT20 at channel 2462MHz Ant 0 + 1	

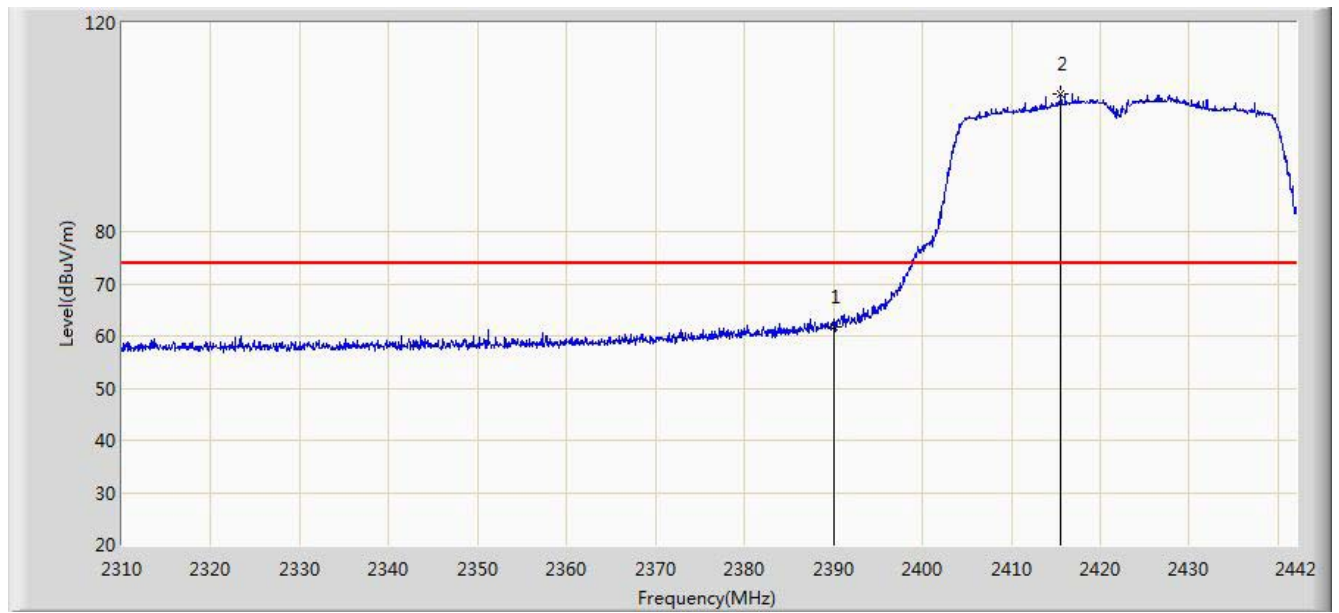


No	Flag	Mark	Frequency (MHz)	Measure Level (dBuV/m)	Reading Level (dBuV)	Over Limit (dB)	Limit (dBuV/m)	Factor (dB)	Type
1		*	2466.448	90.147	59.524	N/A	N/A	30.623	AV
2			2483.500	46.324	15.651	-7.676	54.000	30.673	AV

Note: Measure Level (dB μ V/m) = Reading Level (dB μ V) + Factor (dB)

Factor (dB) = Cable Loss (dB) + Antenna Factor (dB/m).

Engineer: Roy Cheng	
Site: AC1	Time: 2014/07/23 - 17:24
Limit: FCC_Part15.209_RE(3m)	Margin: 0
Probe: BBHA9120D_1-18GHz	Polarity: Horizontal
EUT: WIFI dual band 4 GE LAN GPON HGUb	Power: AC 120V/60Hz
Note: Transmit by 802.11n-HT40 at channel 2422MHz Ant 0	

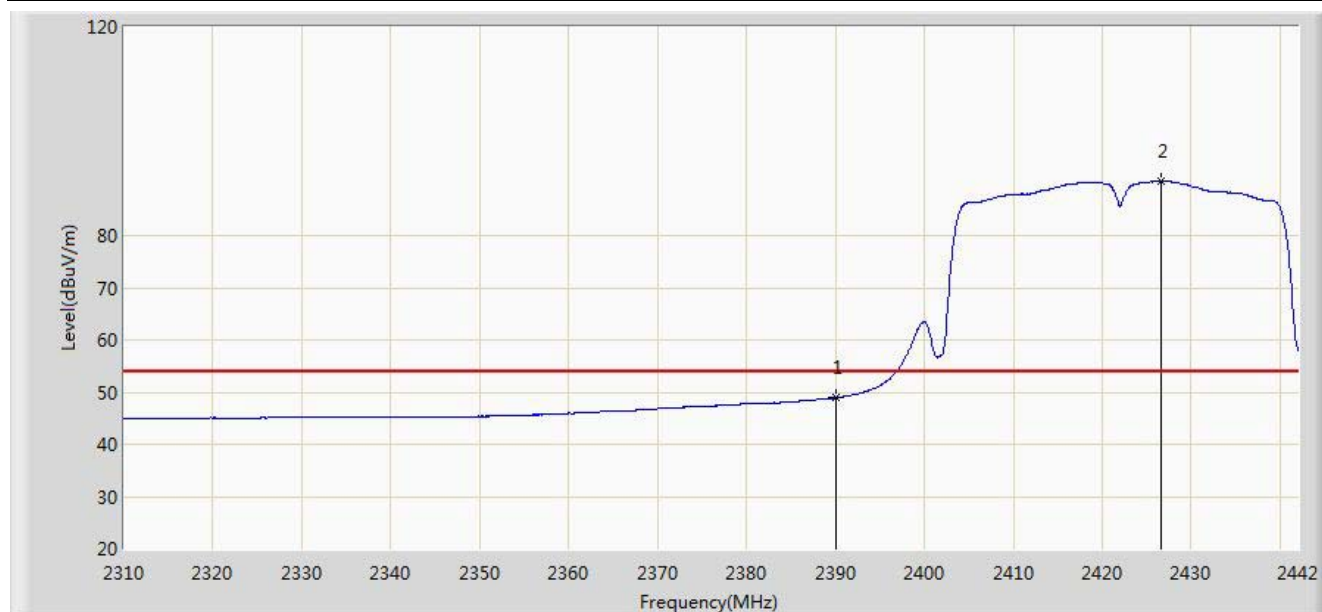


No	Flag	Mark	Frequency (MHz)	Measure Level (dBuV/m)	Reading Level (dBuV)	Over Limit (dB)	Limit (dBuV/m)	Factor (dB)	Type
1			2390.000	61.831	31.147	-12.169	74.000	30.684	PK
2		*	2415.600	106.519	75.880	N/A	N/A	30.639	PK

Note: Measure Level (dB μ V/m) = Reading Level (dB μ V) + Factor (dB)

Factor (dB) = Cable Loss (dB) + Antenna Factor (dB/m).

Engineer: Roy Cheng	
Site: AC1	Time: 2014/07/23 - 17:26
Limit: FCC_Part15.209_RE(3m)	Margin: 0
Probe: BBHA9120D_1-18GHz	Polarity: Horizontal
EUT: WIFI dual band 4 GE LAN GPON HGUb	Power: AC 120V/60Hz
Note: Transmit by 802.11n-HT40 at channel 2422MHz Ant 0	

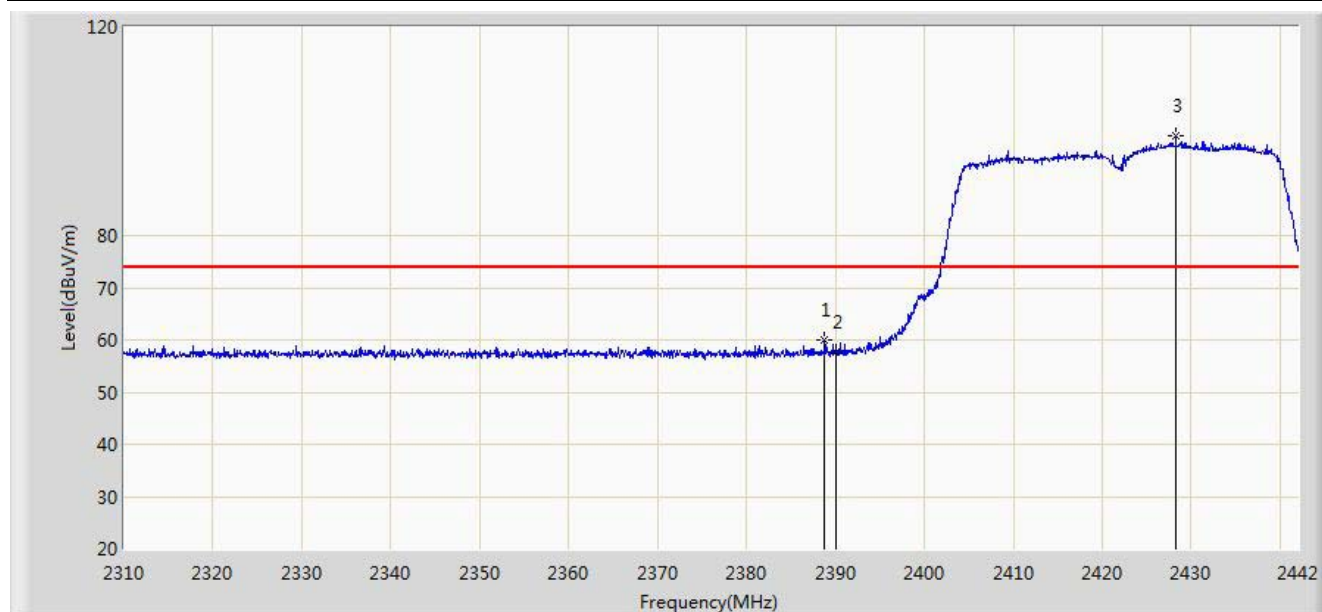


No	Flag	Mark	Frequency (MHz)	Measure Level (dBuV/m)	Reading Level (dBuV)	Over Limit (dB)	Limit (dBuV/m)	Factor (dB)	Type
1			2390.000	48.915	18.231	-5.085	54.000	30.684	AV
2		*	2426.556	90.365	59.743	N/A	N/A	30.622	AV

Note: Measure Level (dB μ V/m) = Reading Level (dB μ V) + Factor (dB)

Factor (dB) = Cable Loss (dB) + Antenna Factor (dB/m).

Engineer: Roy Cheng	
Site: AC1	Time: 2014/07/23 - 17:26
Limit: FCC_Part15.209_RE(3m)	Margin: 0
Probe: BBHA9120D_1-18GHz	Polarity: Vertical
EUT: WIFI dual band 4 GE LAN GPON HGUb	Power: AC 120V/60Hz
Note: Transmit by 802.11n-HT40 at channel 2422MHz Ant 0	

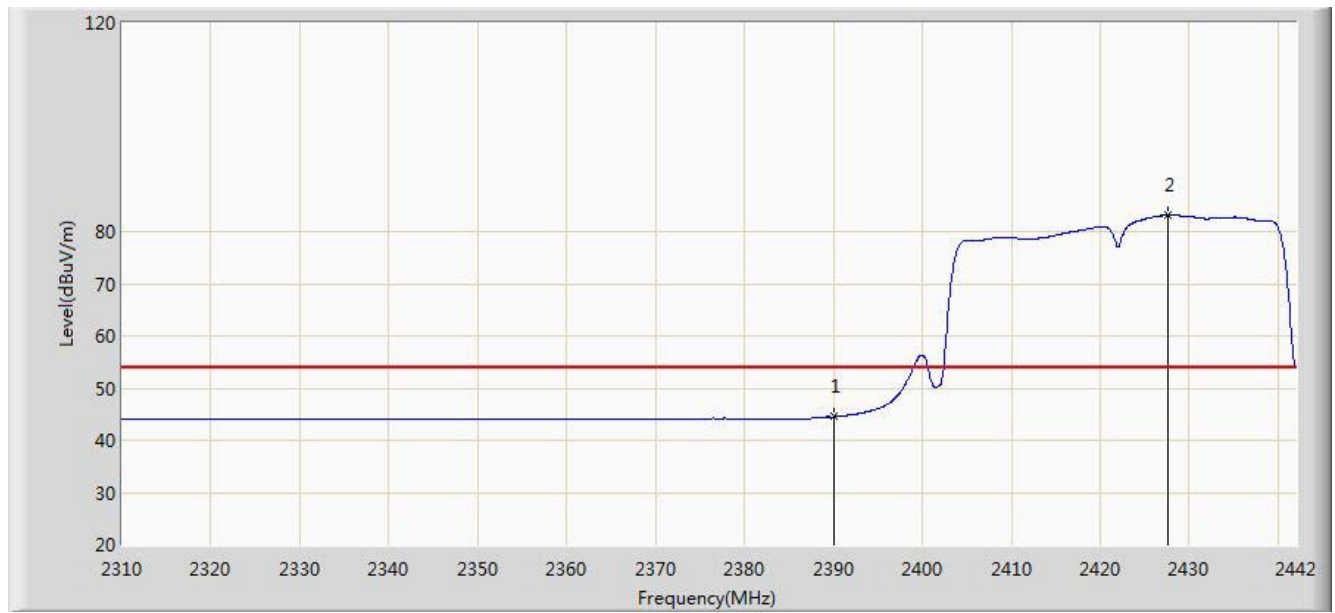


No	Flag	Mark	Frequency (MHz)	Measure Level (dBuV/m)	Reading Level (dBuV)	Over Limit (dB)	Limit (dBuV/m)	Factor (dB)	Type
1			2388.804	59.971	29.285	-14.029	74.000	30.686	PK
2			2390.000	57.637	26.953	-16.363	74.000	30.684	PK
3		*	2428.272	99.230	68.611	N/A	N/A	30.619	PK

Note: Measure Level (dB μ V/m) = Reading Level (dB μ V) + Factor (dB)

Factor (dB) = Cable Loss (dB) + Antenna Factor (dB/m).

Engineer: Roy Cheng	
Site: AC1	Time: 2014/07/23 - 17:30
Limit: FCC_Part15.209_RE(3m)	Margin: 0
Probe: BBHA9120D_1-18GHz	Polarity: Vertical
EUT: WIFI dual band 4 GE LAN GPON HGUb	Power: AC 120V/60Hz
Note: Transmit by 802.11n-HT40 at channel 2422MHz Ant 0	

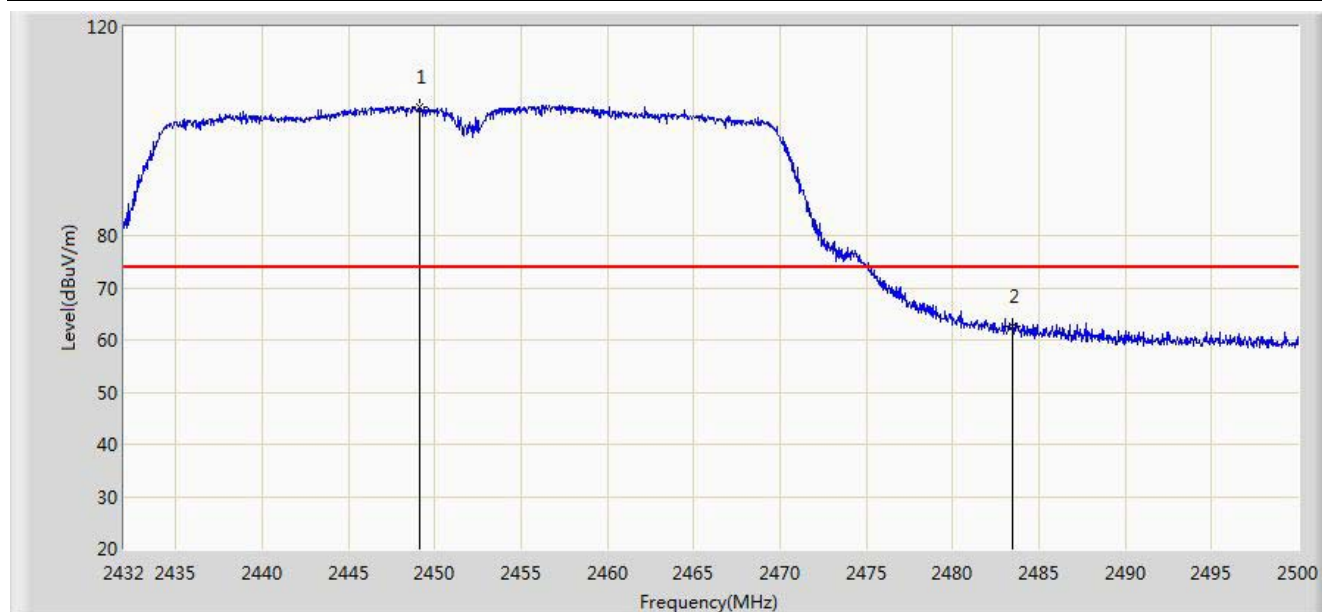


No	Flag	Mark	Frequency (MHz)	Measure Level (dBuV/m)	Reading Level (dBuV)	Over Limit (dB)	Limit (dBuV/m)	Factor (dB)	Type
1			2390.000	44.518	13.834	-9.482	54.000	30.684	AV
2		*	2427.546	83.094	52.473	N/A	N/A	30.621	AV

Note: Measure Level (dB μ V/m) = Reading Level (dB μ V) + Factor (dB)

Factor (dB) = Cable Loss (dB) + Antenna Factor (dB/m).

Engineer: Roy Cheng	
Site: AC1	Time: 2014/07/23 - 17:32
Limit: FCC_Part15.209_RE(3m)	Margin: 0
Probe: BBHA9120D_1-18GHz	Polarity: Horizontal
EUT: WIFI dual band 4 GE LAN GPON HGUb	Power: AC 120V/60Hz
Note: Transmit by 802.11n-HT40 at channel 2452MHz Ant 0	

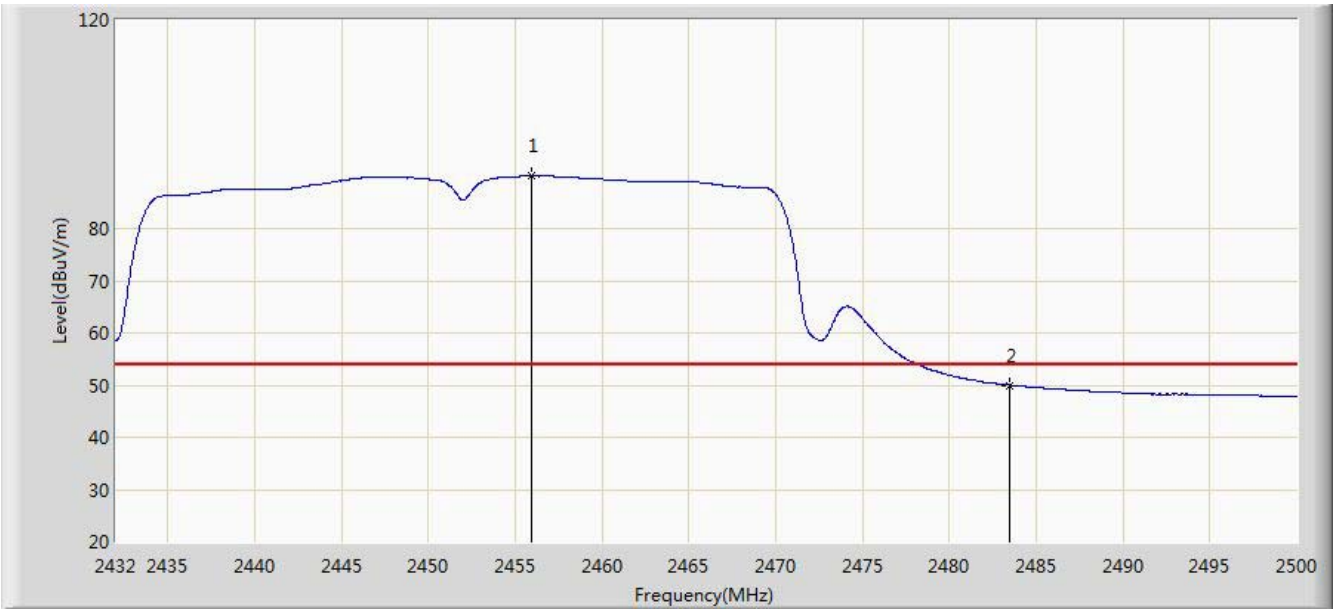


No	Flag	Mark	Frequency (MHz)	Measure Level (dBuV/m)	Reading Level (dBuV)	Over Limit (dB)	Limit (dBuV/m)	Factor (dB)	Type
1		*	2449.102	104.682	74.090	N/A	N/A	30.592	PK
2			2483.500	62.751	32.078	-11.249	74.000	30.673	PK

Note: Measure Level (dB μ V/m) = Reading Level (dB μ V) + Factor (dB)

Factor (dB) = Cable Loss (dB) + Antenna Factor (dB/m).

Engineer: Roy Cheng	
Site: AC1	Time: 2014/07/23 - 17:35
Limit: FCC_Part15.209_RE(3m)	Margin: 0
Probe: BBHA9120D_1-18GHz	Polarity: Horizontal
EUT: WIFI dual band 4 GE LAN GPON HGUb	Power: AC 120V/60Hz
Note: Transmit by 802.11n-HT40 at channel 2452MHz Ant 0	

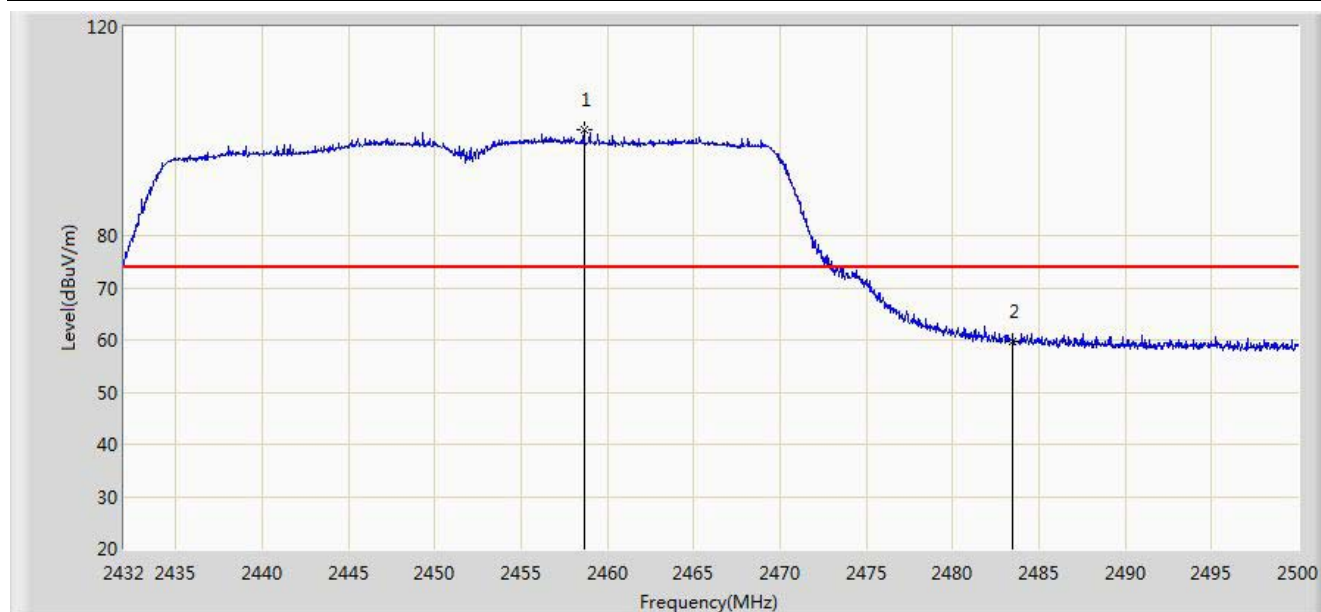


No	Flag	Mark	Frequency (MHz)	Measure Level (dBuV/m)	Reading Level (dBuV)	Over Limit (dB)	Limit (dBuV/m)	Factor (dB)	Type
1		*	2455.970	90.084	59.482	N/A	N/A	30.602	AV
2			2483.500	49.977	19.304	-4.023	54.000	30.673	AV

Note: Measure Level (dBuV/m) = Reading Level (dBuV) + Factor (dB)

Factor (dB) = Cable Loss (dB) + Antenna Factor (dB/m).

Engineer: Roy Cheng	
Site: AC1	Time: 2014/07/23 - 17:36
Limit: FCC_Part15.209_RE(3m)	Margin: 0
Probe: BBHA9120D_1-18GHz	Polarity: Vertical
EUT: WIFI dual band 4 GE LAN GPON HGUb	Power: AC 120V/60Hz
Note: Transmit by 802.11n-HT40 at channel 2452MHz Ant 0	

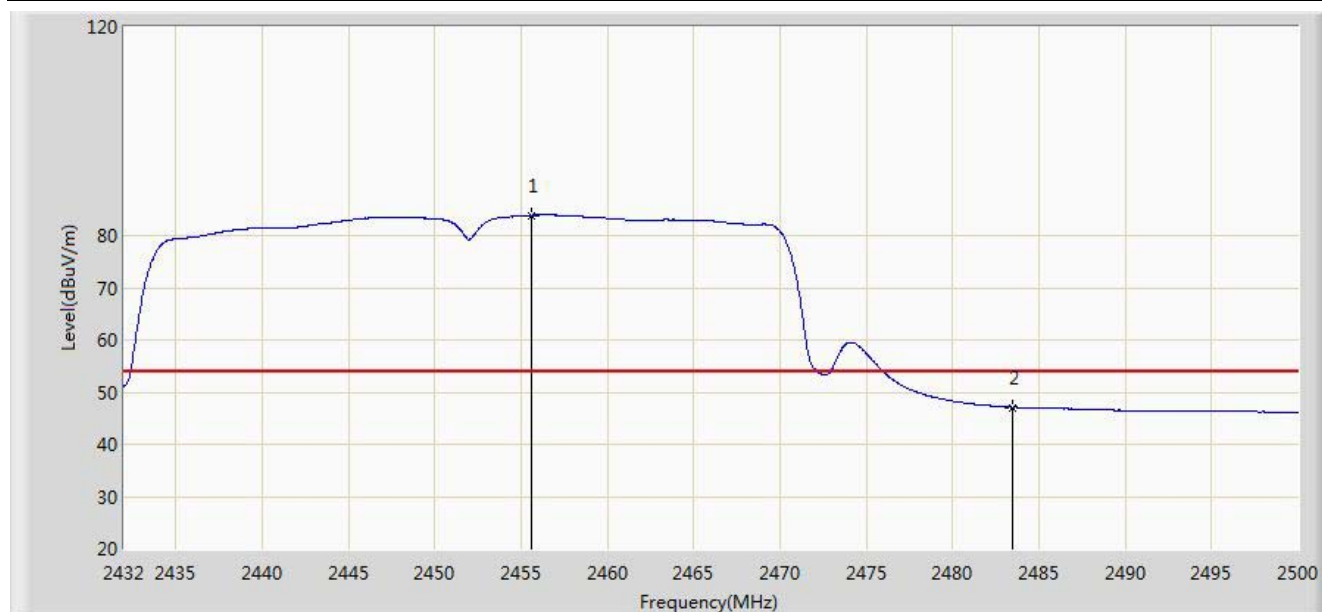


No	Flag	Mark	Frequency (MHz)	Measure Level (dBuV/m)	Reading Level (dBuV)	Over Limit (dB)	Limit (dBuV/m)	Factor (dB)	Type
1		*	2458.656	100.251	69.645	N/A	N/A	30.606	PK
2			2483.500	59.819	29.146	-14.181	74.000	30.673	PK

Note: Measure Level (dB μ V/m) = Reading Level (dB μ V) + Factor (dB)

Factor (dB) = Cable Loss (dB) + Antenna Factor (dB/m).

Engineer: Roy Cheng	
Site: AC1	Time: 2014/07/23 - 17:38
Limit: FCC_Part15.209_RE(3m)	Margin: 0
Probe: BBHA9120D_1-18GHz	Polarity: Vertical
EUT: WIFI dual band 4 GE LAN GPON HGUb	Power: AC 120V/60Hz
Note: Transmit by 802.11n-HT40 at channel 2452MHz Ant 0	

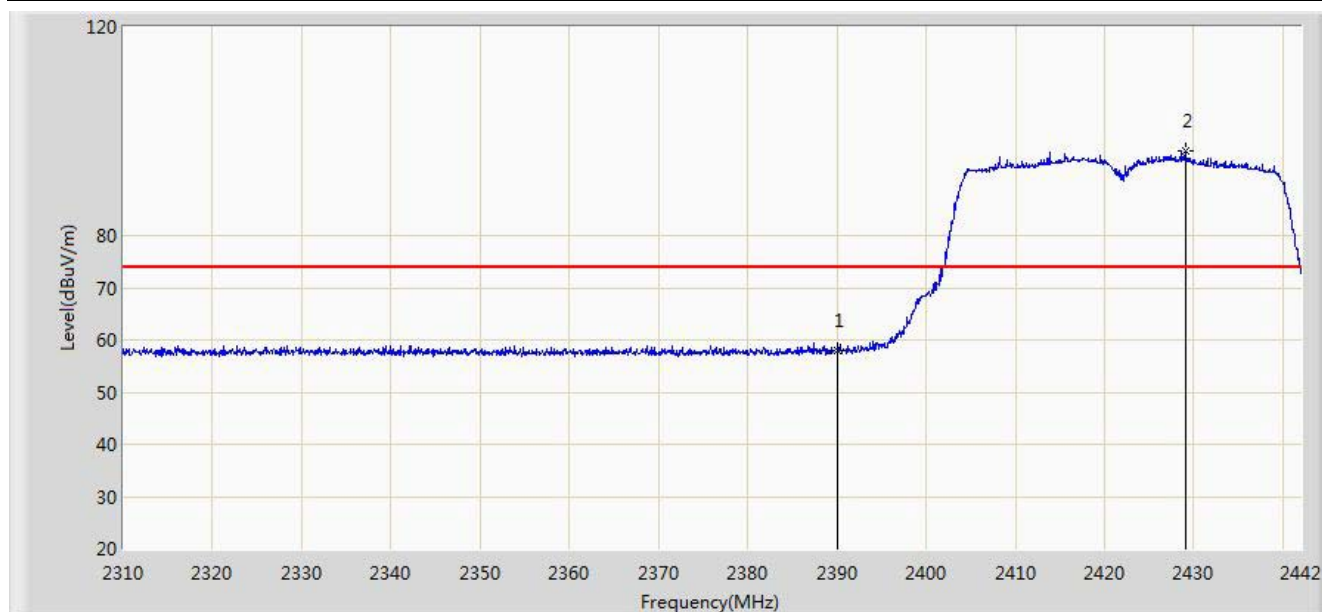


No	Flag	Mark	Frequency (MHz)	Measure Level (dBuV/m)	Reading Level (dBuV)	Over Limit (dB)	Limit (dBuV/m)	Factor (dB)	Type
1		*	2455.562	83.888	53.286	N/A	N/A	30.602	AV
2			2483.500	47.092	16.419	-6.908	54.000	30.673	AV

Note: Measure Level (dB μ V/m) = Reading Level (dB μ V) + Factor (dB)

Factor (dB) = Cable Loss (dB) + Antenna Factor (dB/m).

Engineer: Roy Cheng	
Site: AC1	Time: 2014/07/23 - 17:58
Limit: FCC_Part15.209_RE(3m)	Margin: 0
Probe: BBHA9120D_1-18GHz	Polarity: Horizontal
EUT: WIFI dual band 4 GE LAN GPON HGUb	Power: AC 120V/60Hz
Note: Transmit by 802.11n-HT40 at channel 2422MHz Ant 1	

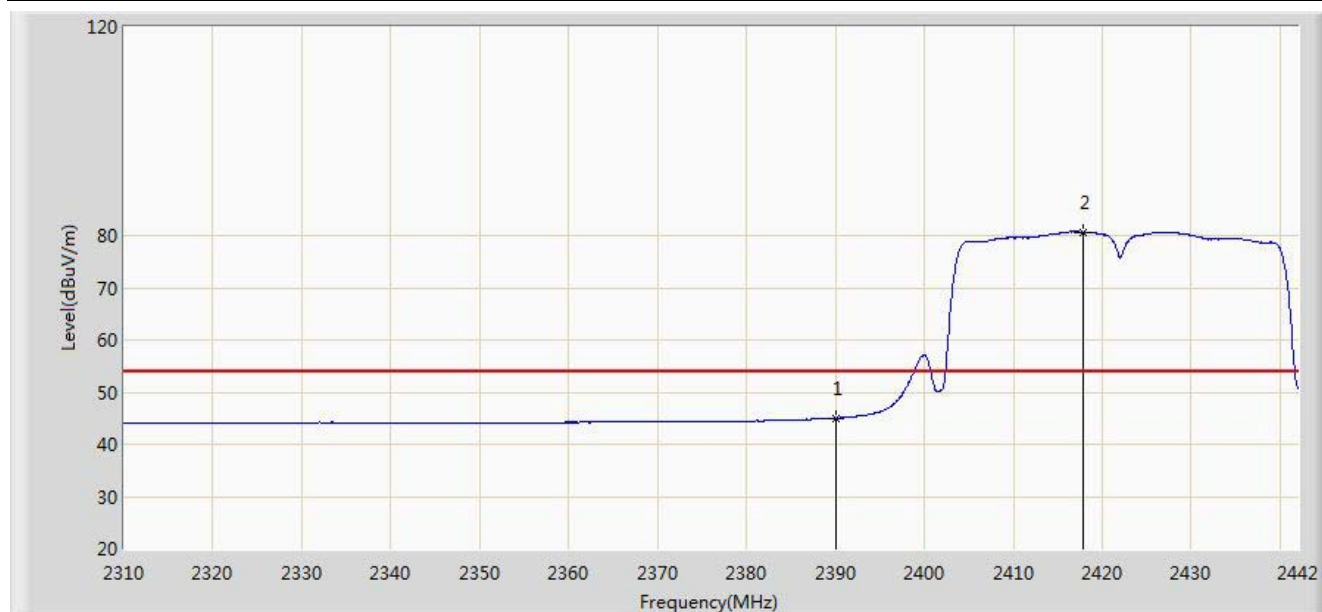


No	Flag	Mark	Frequency (MHz)	Measure Level (dBuV/m)	Reading Level (dBuV)	Over Limit (dB)	Limit (dBuV/m)	Factor (dB)	Type
1			2390.000	57.917	27.233	-16.083	74.000	30.684	PK
2		*	2429.064	96.174	65.556	N/A	N/A	30.618	PK

Note: Measure Level (dB μ V/m) = Reading Level (dB μ V) + Factor (dB)

Factor (dB) = Cable Loss (dB) + Antenna Factor (dB/m).

Engineer: Roy Cheng	
Site: AC1	Time: 2014/07/23 - 18:59
Limit: FCC_Part15.209_RE(3m)	Margin: 0
Probe: BBHA9120D_1-18GHz	Polarity: Horizontal
EUT: WIFI dual band 4 GE LAN GPON HGUb	Power: AC 120V/60Hz
Note: Transmit by 802.11n-HT40 at channel 2422MHz Ant 1	

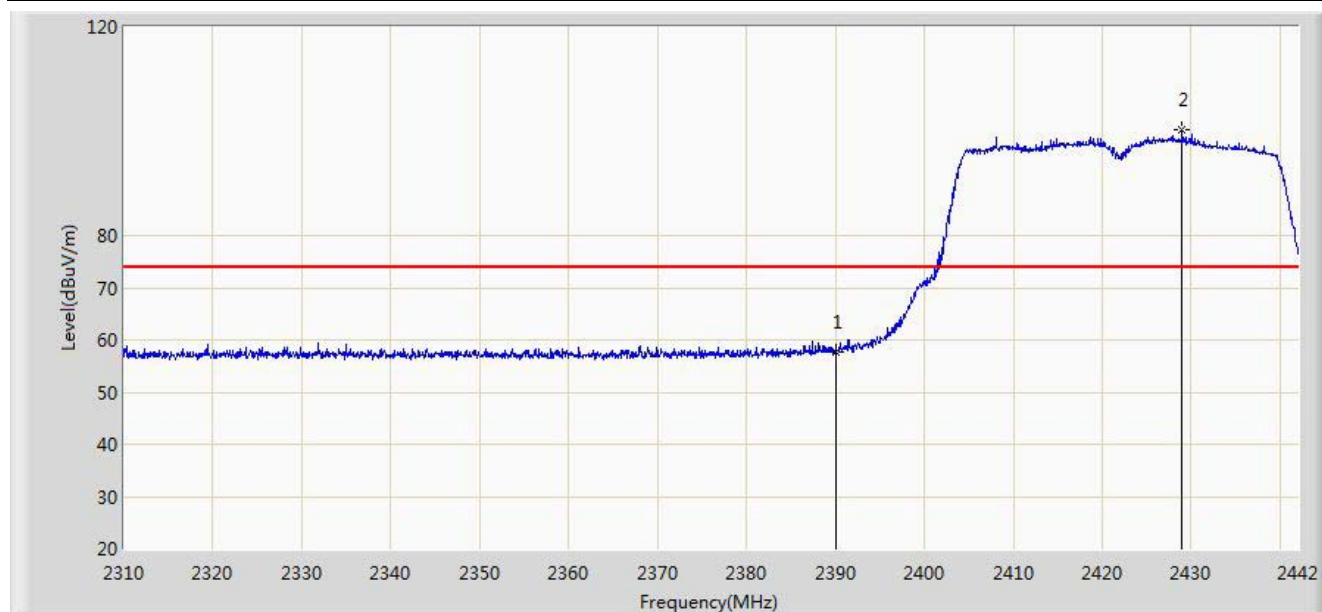


No	Flag	Mark	Frequency (MHz)	Measure Level (dBuV/m)	Reading Level (dBuV)	Over Limit (dB)	Limit (dBuV/m)	Factor (dB)	Type
1			2390.000	45.037	14.353	-8.963	54.000	30.684	AV
2		*	2417.844	80.723	50.087	N/A	N/A	30.636	AV

Note: Measure Level (dB μ V/m) = Reading Level (dB μ V) + Factor (dB)

Factor (dB) = Cable Loss (dB) + Antenna Factor (dB/m).

Engineer: Roy Cheng	
Site: AC1	Time: 2014/07/23 - 19:00
Limit: FCC_Part15.209_RE(3m)	Margin: 0
Probe: BBHA9120D_1-18GHz	Polarity: Vertical
EUT: WIFI dual band 4 GE LAN GPON HGUb	Power: AC 120V/60Hz
Note: Transmit by 802.11n-HT40 at channel 2422MHz Ant 1	

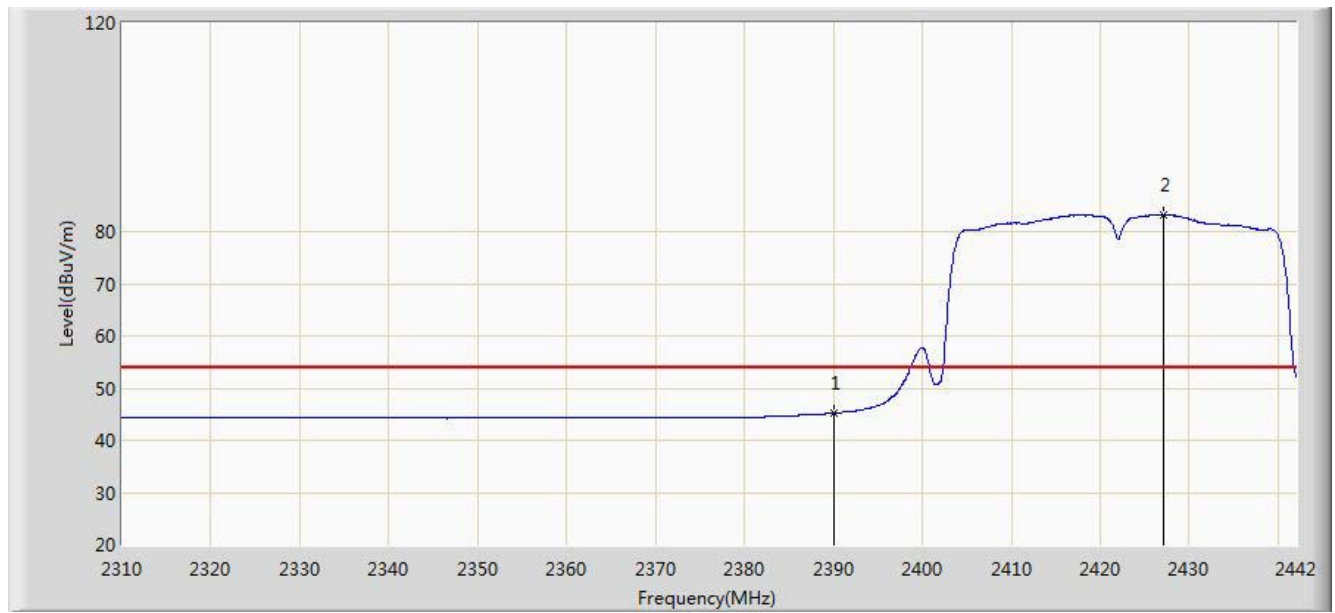


No	Flag	Mark	Frequency (MHz)	Measure Level (dBuV/m)	Reading Level (dBuV)	Over Limit (dB)	Limit (dBuV/m)	Factor (dB)	Type
1			2390.000	57.667	26.983	-16.333	74.000	30.684	PK
2		*	2428.998	100.201	69.583	N/A	N/A	30.619	PK

Note: Measure Level (dB μ V/m) = Reading Level (dB μ V) + Factor (dB)

Factor (dB) = Cable Loss (dB) + Antenna Factor (dB/m).

Engineer: Roy Cheng	
Site: AC1	Time: 2014/07/23 - 19:02
Limit: FCC_Part15.209_RE(3m)	Margin: 0
Probe: BBHA9120D_1-18GHz	Polarity: Vertical
EUT: WIFI dual band 4 GE LAN GPON HGUb	Power: AC 120V/60Hz
Note: Transmit by 802.11n-HT40 at channel 2422MHz Ant 1	

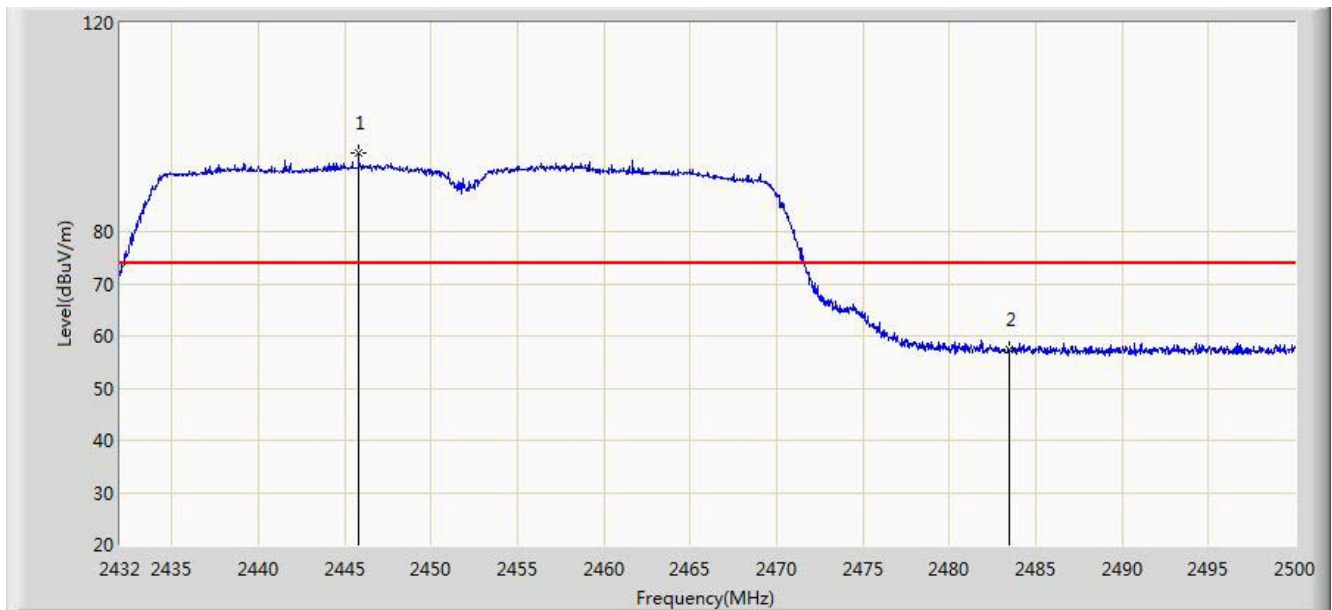


No	Flag	Mark	Frequency (MHz)	Measure Level (dBuV/m)	Reading Level (dBuV)	Over Limit (dB)	Limit (dBuV/m)	Factor (dB)	Type
1			2390.000	45.205	14.521	-8.795	54.000	30.684	AV
2		*	2427.150	83.253	52.632	N/A	N/A	30.621	AV

Note: Measure Level (dB μ V/m) = Reading Level (dB μ V) + Factor (dB)

Factor (dB) = Cable Loss (dB) + Antenna Factor (dB/m).

Engineer: Roy Cheng	
Site: AC1	Time: 2014/07/23 - 19:03
Limit: FCC_Part15.209_RE(3m)	Margin: 0
Probe: BBHA9120D_1-18GHz	Polarity: Horizontal
EUT: WIFI dual band 4 GE LAN GPON HGUb	Power: AC 120V/60Hz
Note: Transmit by 802.11n-HT40 at channel 2452MHz Ant 1	

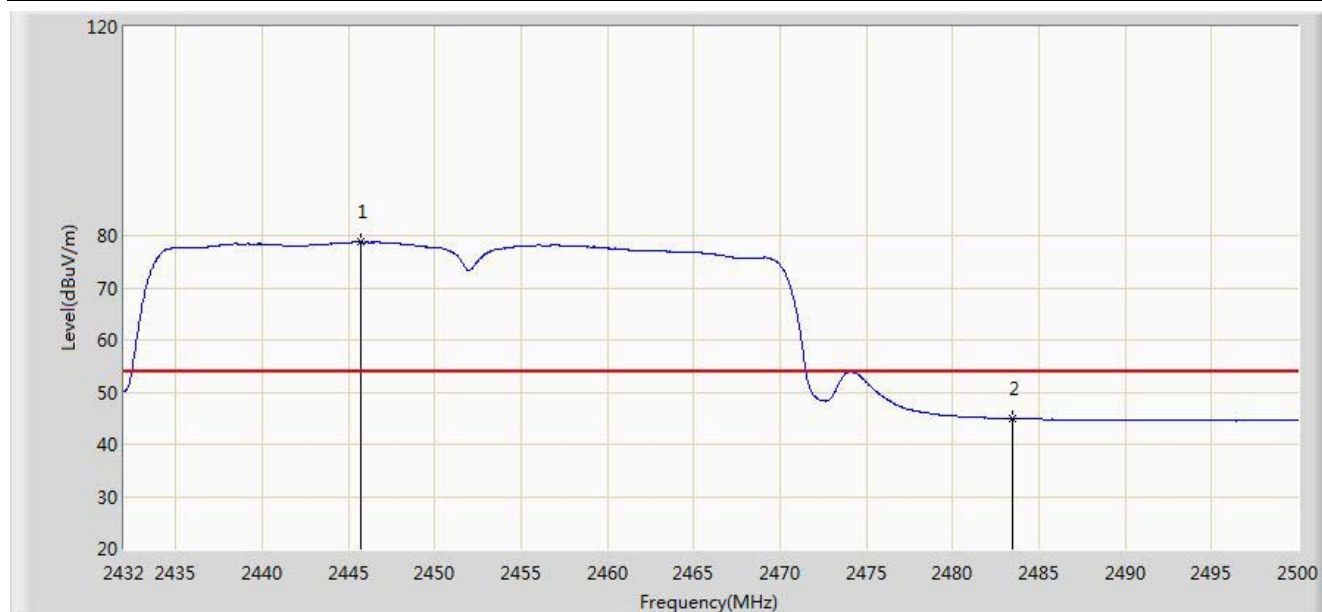


No	Flag	Mark	Frequency (MHz)	Measure Level (dBuV/m)	Reading Level (dBuV)	Over Limit (dB)	Limit (dBuV/m)	Factor (dB)	Type
1		*	2445.804	95.030	64.442	N/A	N/A	30.588	PK
2			2483.500	57.408	26.735	-16.592	74.000	30.673	PK

Note: Measure Level (dBuV/m) = Reading Level (dBuV) + Factor (dB)

Factor (dB) = Cable Loss (dB) + Antenna Factor (dB/m).

Engineer: Roy Cheng	
Site: AC1	Time: 2014/07/23 - 19:05
Limit: FCC_Part15.209_RE(3m)	Margin: 0
Probe: BBHA9120D_1-18GHz	Polarity: Horizontal
EUT: WIFI dual band 4 GE LAN GPON HGUb	Power: AC 120V/60Hz
Note: Transmit by 802.11n-HT40 at channel 2452MHz Ant 1	

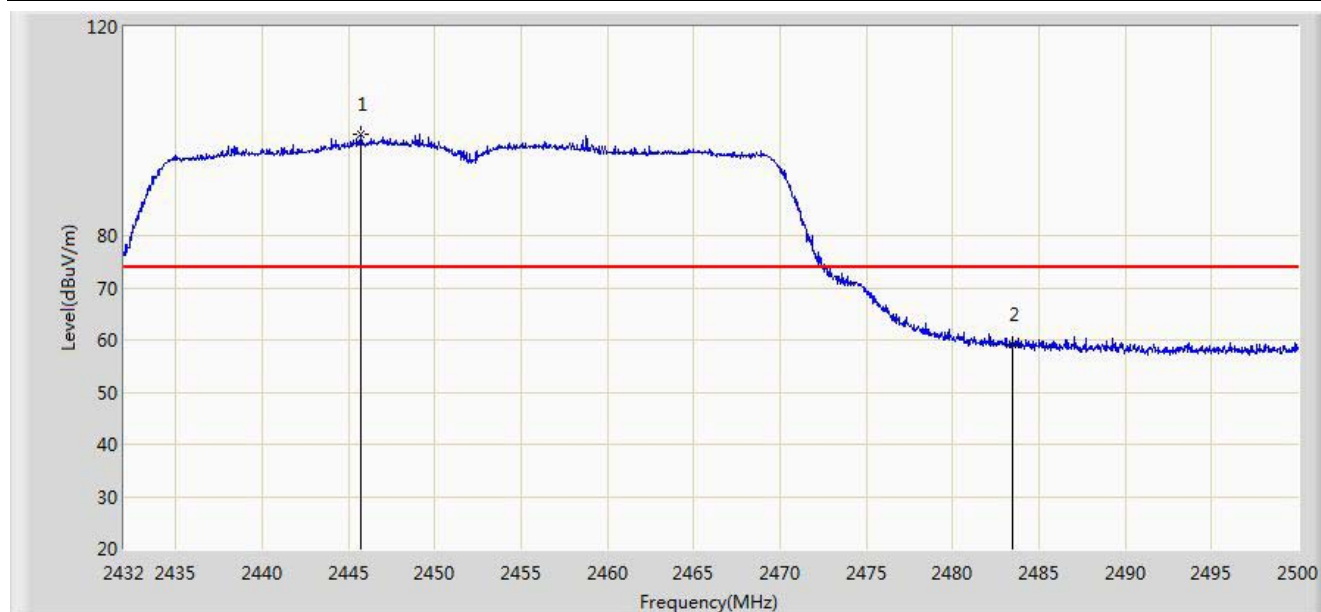


No	Flag	Mark	Frequency (MHz)	Measure Level (dBuV/m)	Reading Level (dBuV)	Over Limit (dB)	Limit (dBuV/m)	Factor (dB)	Type
1		*	2445.702	78.736	48.148	N/A	N/A	30.588	AV
2			2483.500	44.863	14.190	-9.137	54.000	30.673	AV

Note: Measure Level (dB μ V/m) = Reading Level (dB μ V) + Factor (dB)

Factor (dB) = Cable Loss (dB) + Antenna Factor (dB/m).

Engineer: Roy Cheng	
Site: AC1	Time: 2014/07/23 - 19:06
Limit: FCC_Part15.209_RE(3m)	Margin: 0
Probe: BBHA9120D_1-18GHz	Polarity: Vertical
EUT: WIFI dual band 4 GE LAN GPON HGUb	Power: AC 120V/60Hz
Note: Transmit by 802.11n-HT40 at channel 2452MHz Ant 1	

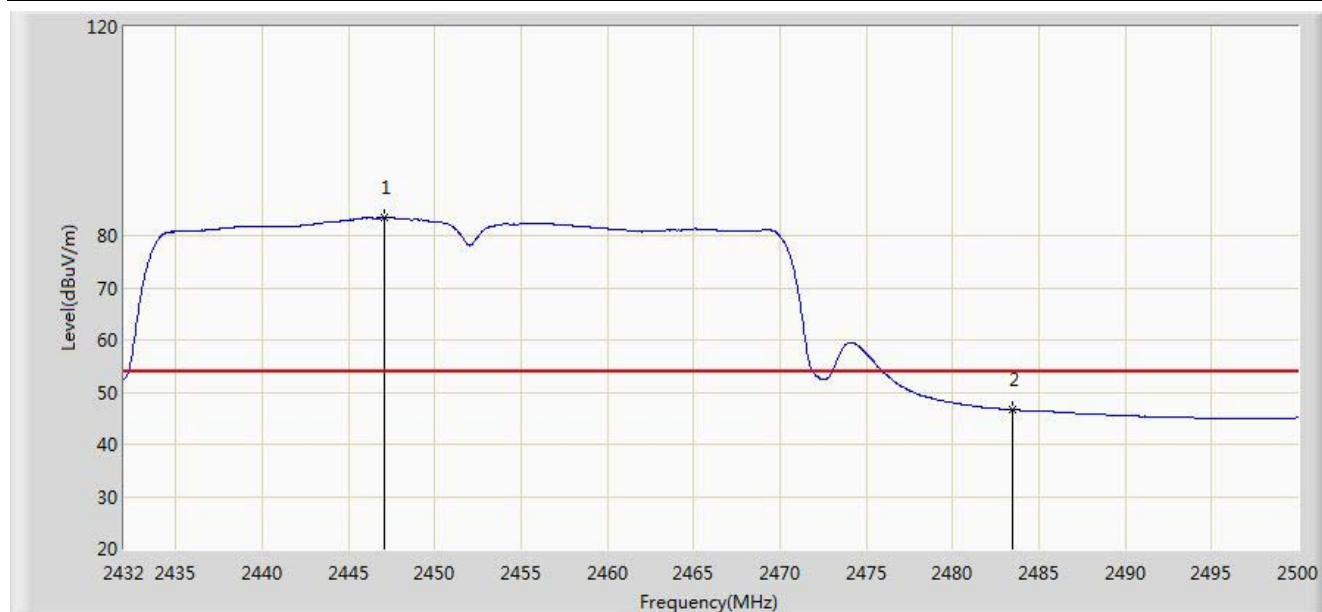


No	Flag	Mark	Frequency (MHz)	Measure Level (dBuV/m)	Reading Level (dBuV)	Over Limit (dB)	Limit (dBuV/m)	Factor (dB)	Type
1		*	2445.702	99.546	68.958	N/A	N/A	30.588	PK
2			2483.500	59.275	28.602	-14.725	74.000	30.673	PK

Note: Measure Level (dB μ V/m) = Reading Level (dB μ V) + Factor (dB)

Factor (dB) = Cable Loss (dB) + Antenna Factor (dB/m).

Engineer: Roy Cheng	
Site: AC1	Time: 2014/07/23 - 19:07
Limit: FCC_Part15.209_RE(3m)	Margin: 0
Probe: BBHA9120D_1-18GHz	Polarity: Vertical
EUT: WIFI dual band 4 GE LAN GPON HGUb	Power: AC 120V/60Hz
Note: Transmit by 802.11n-HT40 at channel 2452MHz Ant 1	

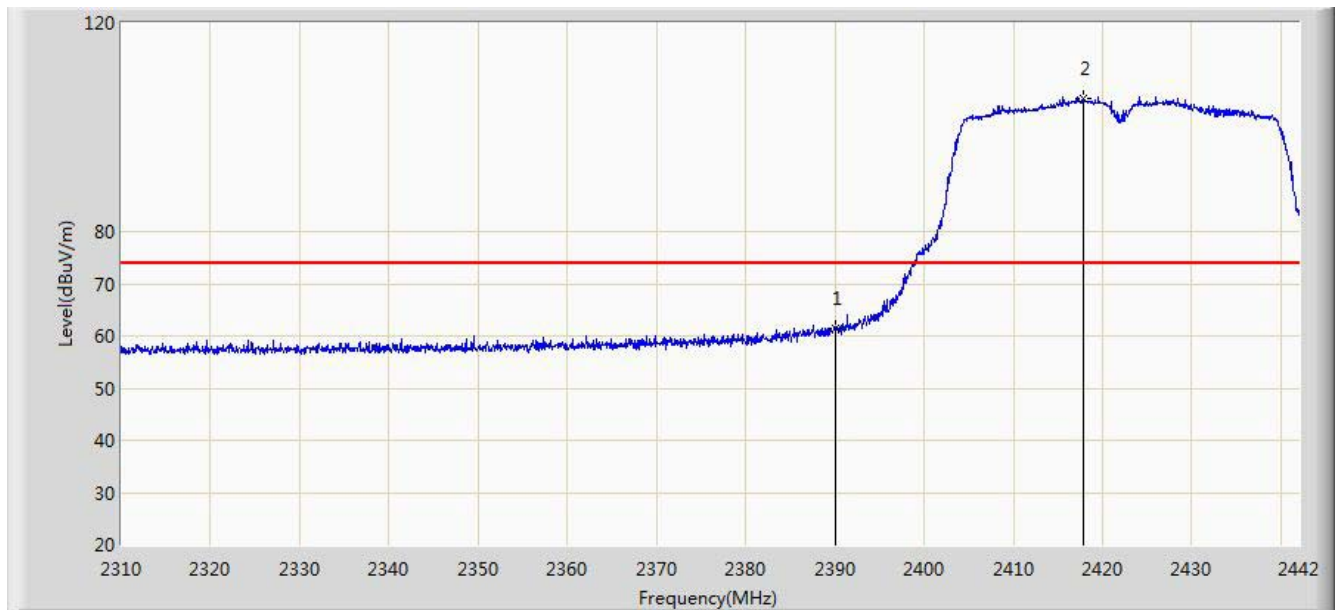


No	Flag	Mark	Frequency (MHz)	Measure Level (dBuV/m)	Reading Level (dBuV)	Over Limit (dB)	Limit (dBuV/m)	Factor (dB)	Type
1		*	2447.096	83.447	52.858	N/A	N/A	30.589	AV
2			2483.500	46.628	15.955	-7.372	54.000	30.673	AV

Note: Measure Level (dB μ V/m) = Reading Level (dB μ V) + Factor (dB)

Factor (dB) = Cable Loss (dB) + Antenna Factor (dB/m).

Engineer: Roy Cheng	
Site: AC1	Time: 2014/07/23 - 19:27
Limit: FCC_Part15.209_RE(3m)	Margin: 0
Probe: BBHA9120D_1-18GHz	Polarity: Horizontal
EUT: WIFI dual band 4 GE LAN GPON HGUb	Power: AC 120V/60Hz
Note: Transmit by 802.11n-HT40 at channel 2422MHz Ant 0 + 1	

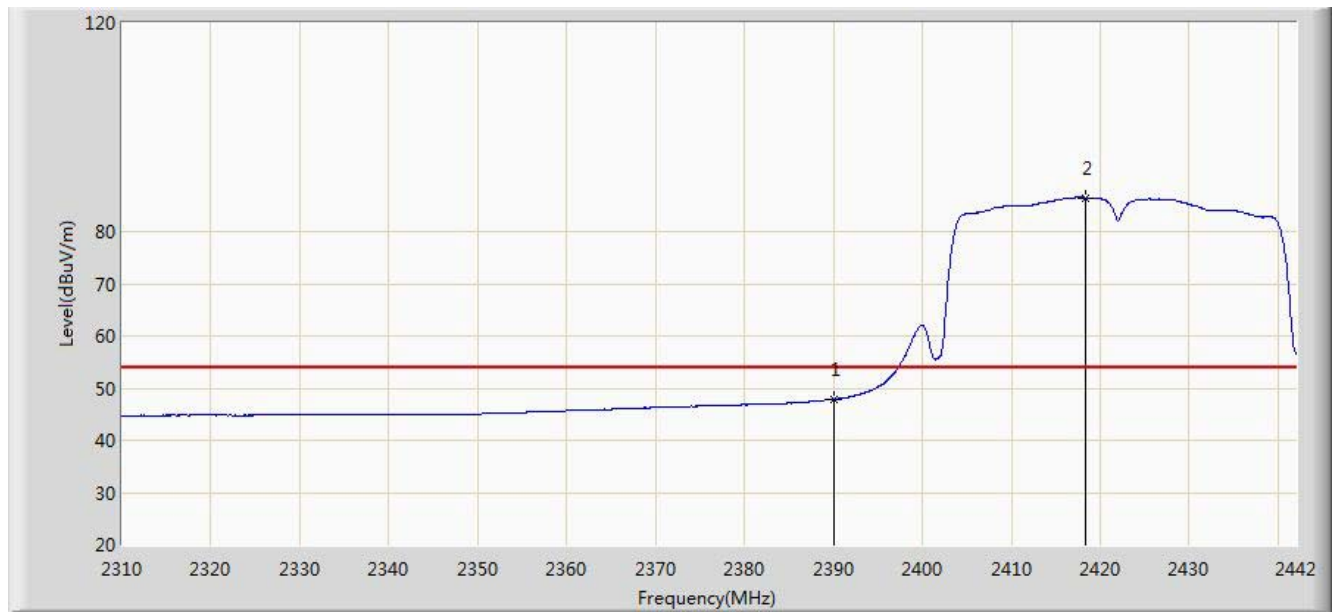


No	Flag	Mark	Frequency (MHz)	Measure Level (dBuV/m)	Reading Level (dBuV)	Over Limit (dB)	Limit (dBuV/m)	Factor (dB)	Type
1			2390.000	61.567	30.883	-12.433	74.000	30.684	PK
2		*	2417.844	105.593	74.957	N/A	N/A	30.636	PK

Note: Measure Level (dB μ V/m) = Reading Level (dB μ V) + Factor (dB)

Factor (dB) = Cable Loss (dB) + Antenna Factor (dB/m).

Engineer: Roy Cheng	
Site: AC1	Time: 2014/07/23 - 19:29
Limit: FCC_Part15.209_RE(3m)	Margin: 0
Probe: BBHA9120D_1-18GHz	Polarity: Horizontal
EUT: WIFI dual band 4 GE LAN GPON HGUb	Power: AC 120V/60Hz
Note: Transmit by 802.11n-HT40 at channel 2422MHz Ant 0 + 1	

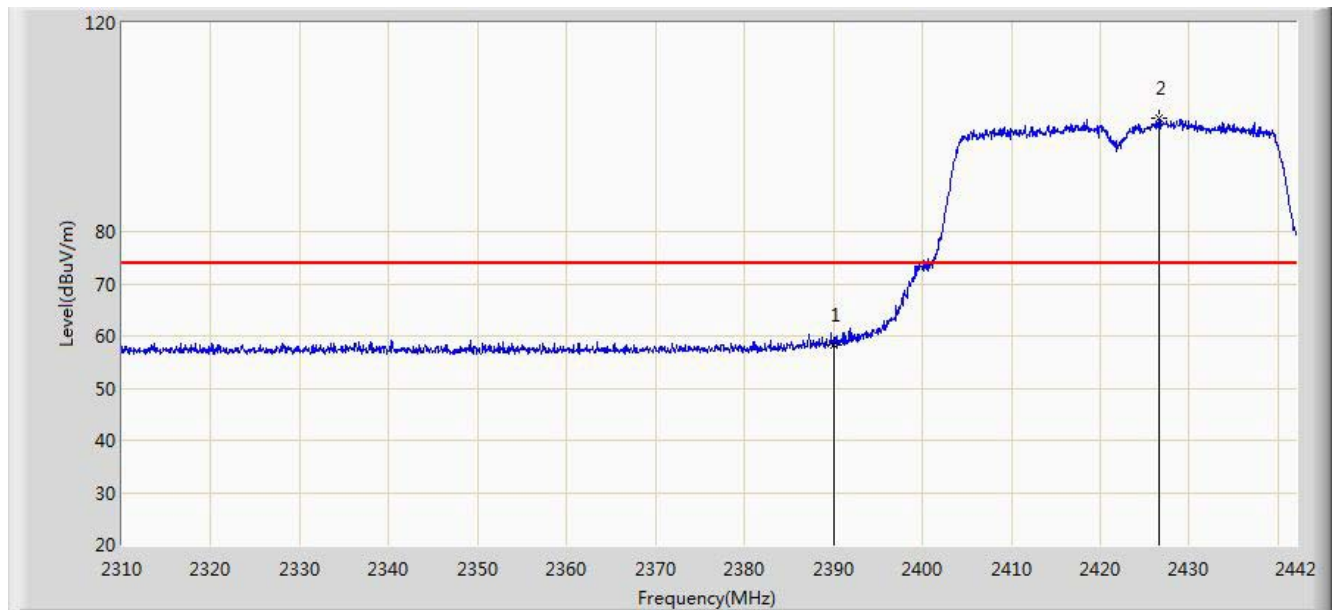


No	Flag	Mark	Frequency (MHz)	Measure Level (dBuV/m)	Reading Level (dBuV)	Over Limit (dB)	Limit (dBuV/m)	Factor (dB)	Type
1			2390.000	47.844	17.160	-6.156	54.000	30.684	AV
2		*	2418.306	86.486	55.851	N/A	N/A	30.635	AV

Note: Measure Level (dB μ V/m) = Reading Level (dB μ V) + Factor (dB)

Factor (dB) = Cable Loss (dB) + Antenna Factor (dB/m).

Engineer: Roy Cheng	
Site: AC1	Time: 2014/07/23 - 19:29
Limit: FCC_Part15.209_RE(3m)	Margin: 0
Probe: BBHA9120D_1-18GHz	Polarity: Vertical
EUT: WIFI dual band 4 GE LAN GPON HGUb	Power: AC 120V/60Hz
Note: Transmit by 802.11n-HT40 at channel 2422MHz Ant 0 + 1	

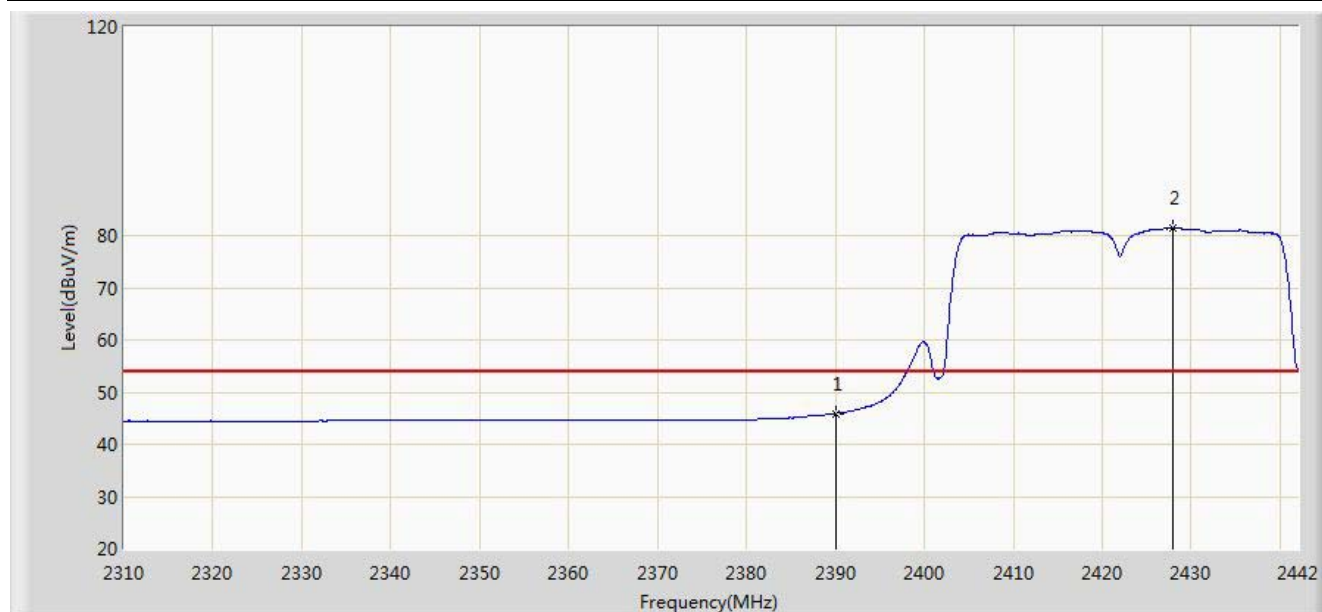


No	Flag	Mark	Frequency (MHz)	Measure Level (dBuV/m)	Reading Level (dBuV)	Over Limit (dB)	Limit (dBuV/m)	Factor (dB)	Type
1			2390.000	58.311	27.627	-15.689	74.000	30.684	PK
2		*	2426.556	101.682	71.060	N/A	N/A	30.622	PK

Note: Measure Level (dB μ V/m) = Reading Level (dB μ V) + Factor (dB)

Factor (dB) = Cable Loss (dB) + Antenna Factor (dB/m).

Engineer: Roy Cheng	
Site: AC1	Time: 2014/07/23 - 19:32
Limit: FCC_Part15.209_RE(3m)	Margin: 0
Probe: BBHA9120D_1-18GHz	Polarity: Vertical
EUT: WIFI dual band 4 GE LAN GPON HGUb	Power: AC 120V/60Hz
Note: Transmit by 802.11n-HT40 at channel 2422MHz Ant 0 + 1	

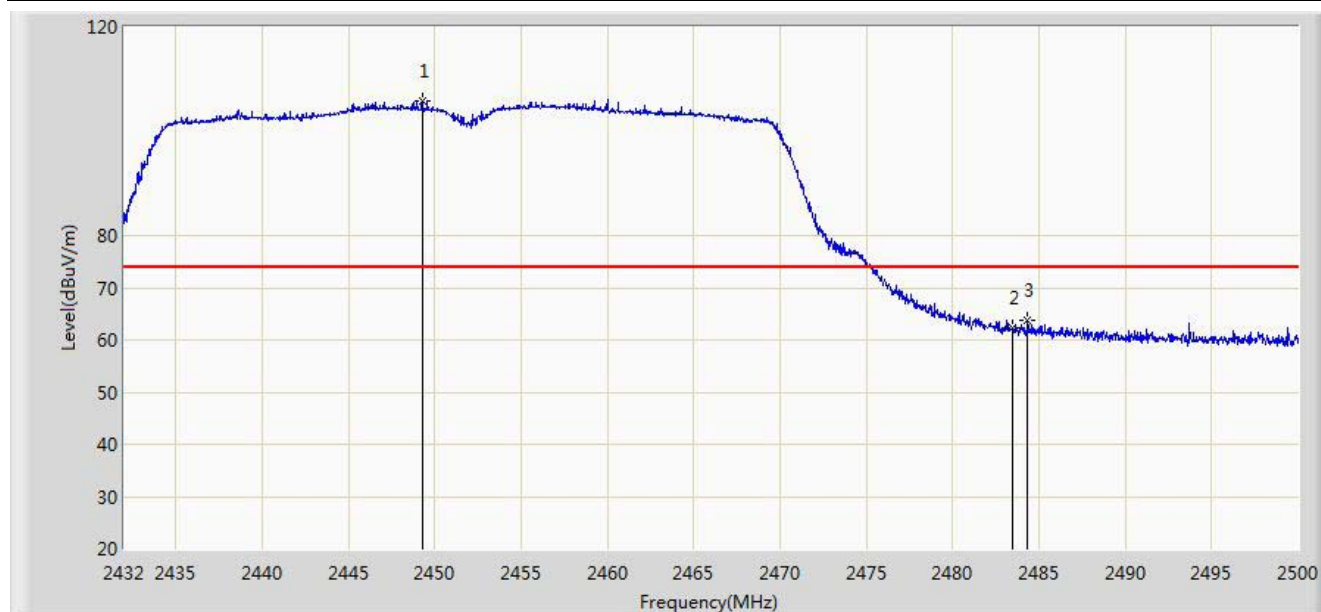


No	Flag	Mark	Frequency (MHz)	Measure Level (dBuV/m)	Reading Level (dBuV)	Over Limit (dB)	Limit (dBuV/m)	Factor (dB)	Type
1			2390.000	45.889	15.205	-8.111	54.000	30.684	AV
2		*	2427.942	81.517	50.897	N/A	N/A	30.620	AV

Note: Measure Level (dB μ V/m) = Reading Level (dB μ V) + Factor (dB)

Factor (dB) = Cable Loss (dB) + Antenna Factor (dB/m).

Engineer: Roy Cheng	
Site: AC1	Time: 2014/07/23 - 19:32
Limit: FCC_Part15.209_RE(3m)	Margin: 0
Probe: BBHA9120D_1-18GHz	Polarity: Horizontal
EUT: WIFI dual band 4 GE LAN GPON HGUb	Power: AC 120V/60Hz
Note: Transmit by 802.11n-HT40 at channel 2452MHz Ant 0 + 1	

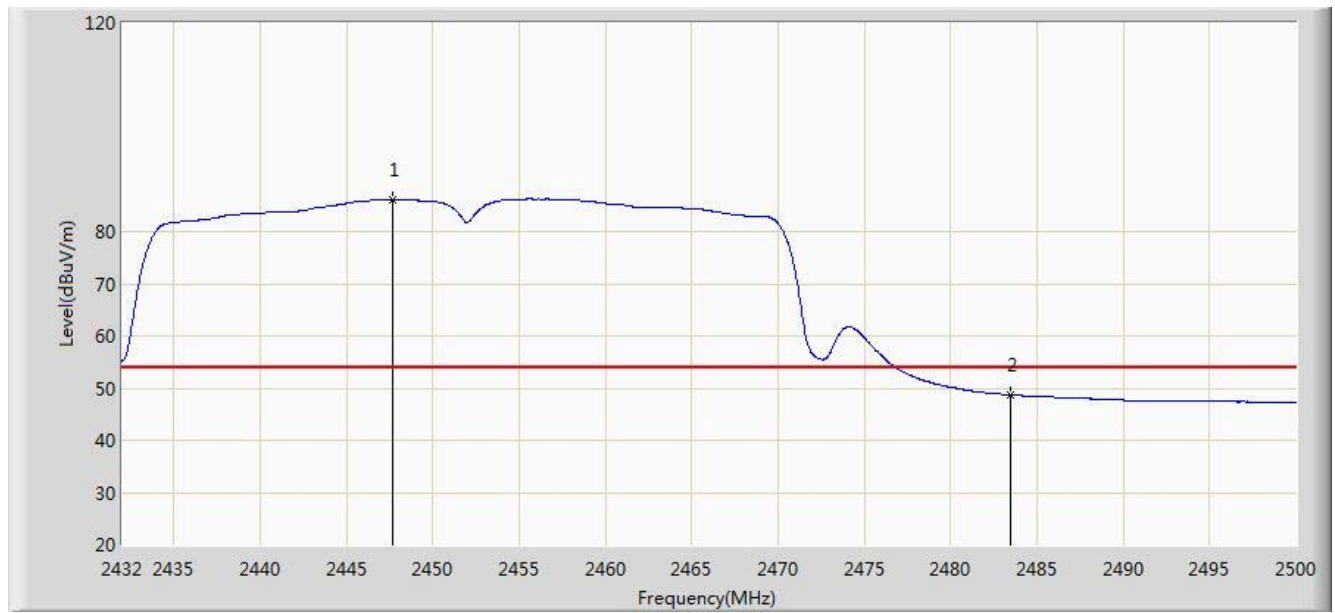


No	Flag	Mark	Frequency (MHz)	Measure Level (dBuV/m)	Reading Level (dBuV)	Over Limit (dB)	Limit (dBuV/m)	Factor (dB)	Type
1		*	2449.272	105.867	75.275	N/A	N/A	30.593	PK
2			2483.500	62.277	31.604	-11.723	74.000	30.673	PK
3			2484.360	63.852	33.177	-10.148	74.000	30.675	PK

Note: Measure Level (dB μ V/m) = Reading Level (dB μ V) + Factor (dB)

Factor (dB) = Cable Loss (dB) + Antenna Factor (dB/m).

Engineer: Roy Cheng	
Site: AC1	Time: 2014/07/23 - 19:35
Limit: FCC_Part15.209_RE(3m)	Margin: 0
Probe: BBHA9120D_1-18GHz	Polarity: Horizontal
EUT: WIFI dual band 4 GE LAN GPON HGUb	Power: AC 120V/60Hz
Note: Transmit by 802.11n-HT40 at channel 2452MHz Ant 0 + 1	

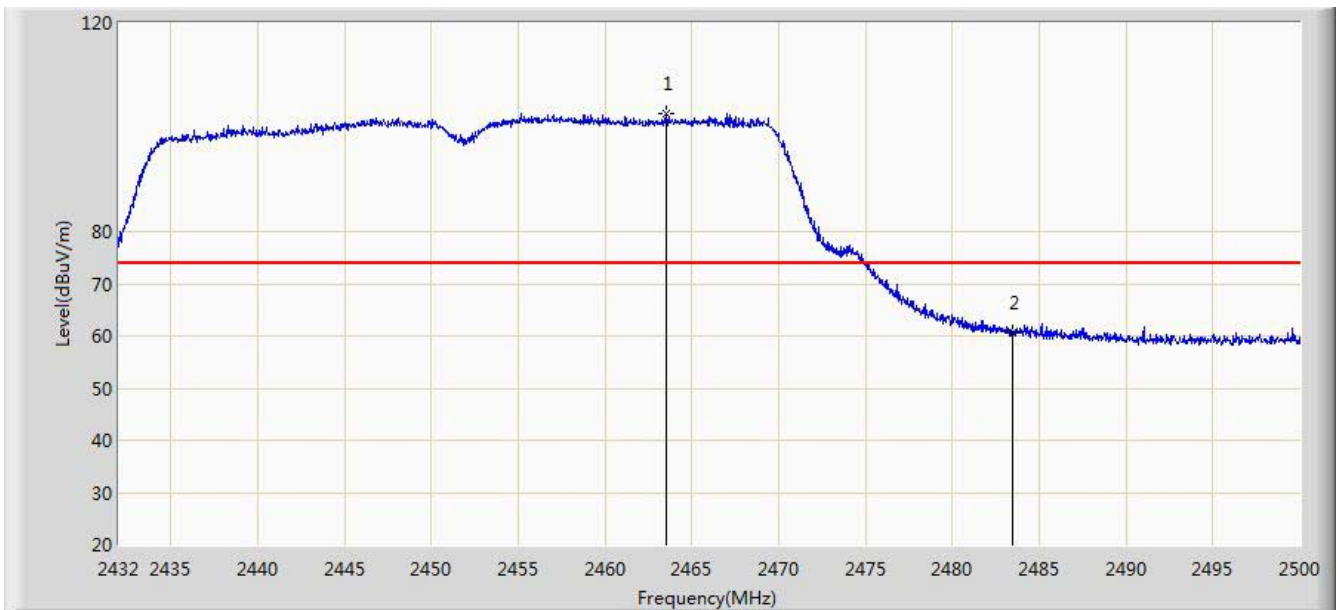


No	Flag	Mark	Frequency (MHz)	Measure Level (dBuV/m)	Reading Level (dBuV)	Over Limit (dB)	Limit (dBuV/m)	Factor (dB)	Type
1		*	2447.708	86.077	55.487	N/A	N/A	30.590	AV
2			2483.500	48.671	17.998	-5.329	54.000	30.673	AV

Note: Measure Level (dB μ V/m) = Reading Level (dB μ V) + Factor (dB)

Factor (dB) = Cable Loss (dB) + Antenna Factor (dB/m).

Engineer: Roy Cheng	
Site: AC1	Time: 2014/07/23 - 19:35
Limit: FCC_Part15.209_RE(3m)	Margin: 0
Probe: BBHA9120D_1-18GHz	Polarity: Vertical
EUT: WIFI dual band 4 GE LAN GPON HGUb	Power: AC 120V/60Hz
Note: Transmit by 802.11n-HT40 at channel 2452MHz Ant 0 + 1	

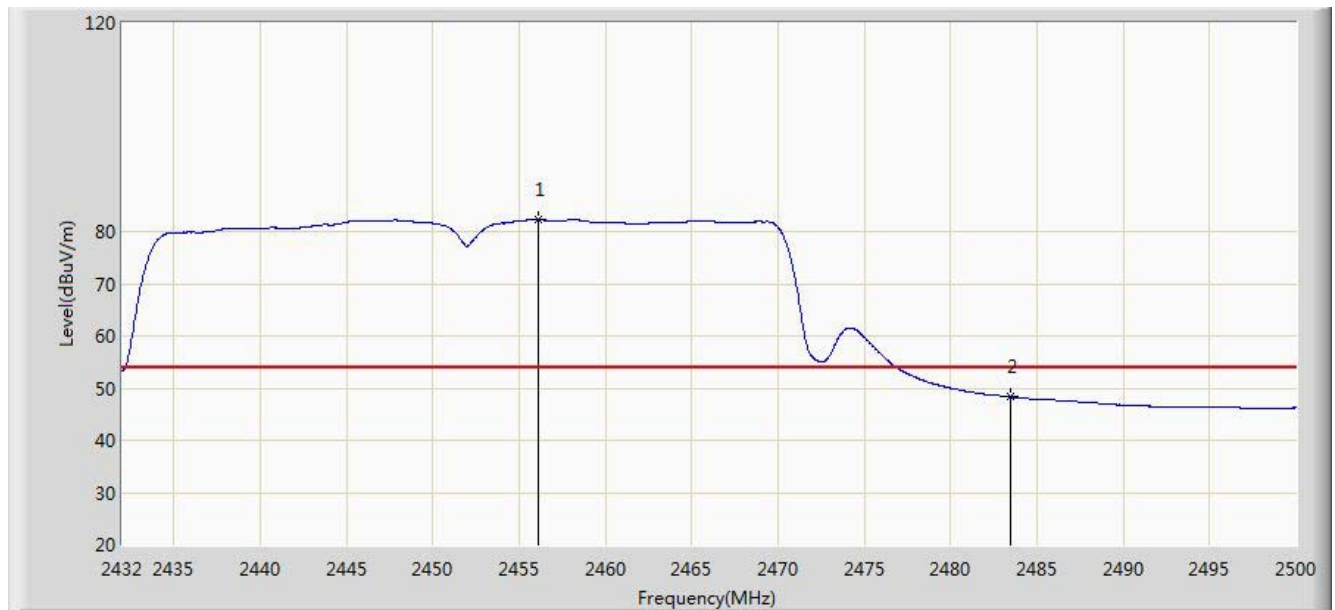


No	Flag	Mark	Frequency (MHz)	Measure Level (dBuV/m)	Reading Level (dBuV)	Over Limit (dB)	Limit (dBuV/m)	Factor (dB)	Type
1		*	2463.552	102.493	71.878	N/A	N/A	30.615	PK
2			2483.500	60.599	29.926	-13.401	74.000	30.673	PK

Note: Measure Level (dB μ V/m) = Reading Level (dB μ V) + Factor (dB)

Factor (dB) = Cable Loss (dB) + Antenna Factor (dB/m).

Engineer: Roy Cheng	
Site: AC1	Time: 2014/07/23 - 19:37
Limit: FCC_Part15.209_RE(3m)	Margin: 0
Probe: BBHA9120D_1-18GHz	Polarity: Vertical
EUT: WIFI dual band 4 GE LAN GPON HGUb	Power: AC 120V/60Hz
Note: Transmit by 802.11n-HT40 at channel 2452MHz Ant 0 + 1	



No	Flag	Mark	Frequency (MHz)	Measure Level (dBuV/m)	Reading Level (dBuV)	Over Limit (dB)	Limit (dBuV/m)	Factor (dB)	Type
1		*	2456.106	82.268	51.665	N/A	N/A	30.603	AV
2			2483.500	48.314	17.641	-5.686	54.000	30.673	AV

Note: Measure Level (dB μ V/m) = Reading Level (dB μ V) + Factor (dB)

Factor (dB) = Cable Loss (dB) + Antenna Factor (dB/m).

7.8. AC Conducted Emissions Measurement

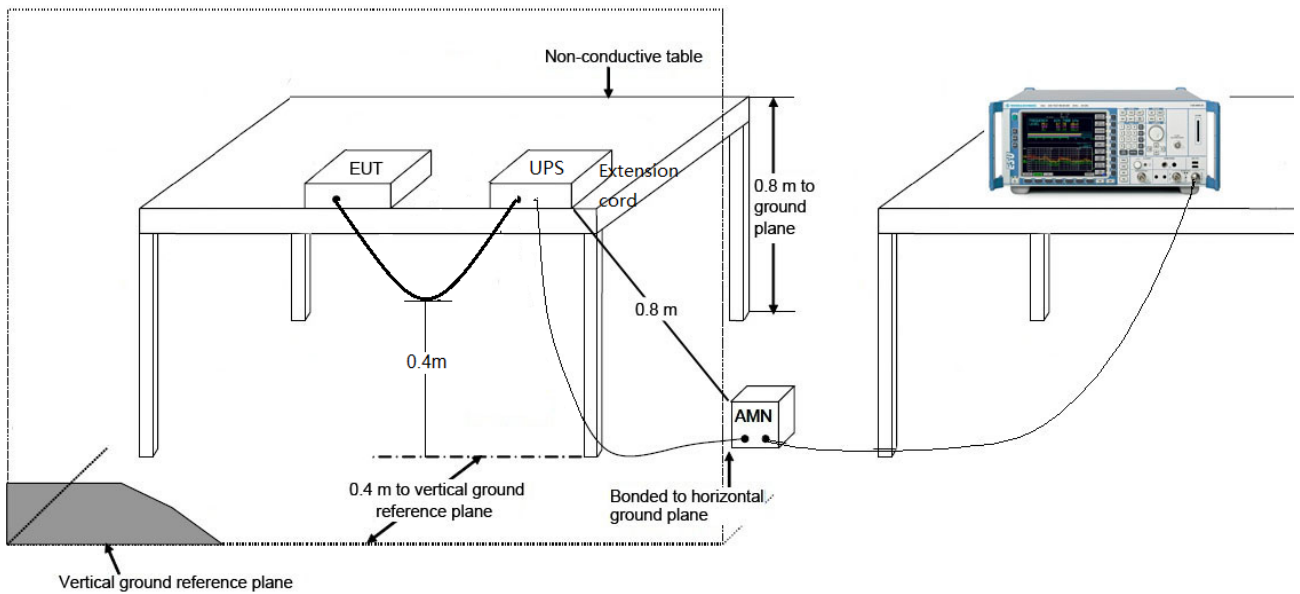
7.8.1. Test Limit

FCC Part 15 Subpart C Paragraph 15.207 Limits		
Frequency (MHz)	QP (dBuV)	AV (dBuV)
0.15 - 0.50	66 - 56	56 - 46
0.50 - 5.0	56	46
5.0 - 30	60	50

Note 1: The lower limit shall apply at the transition frequencies.

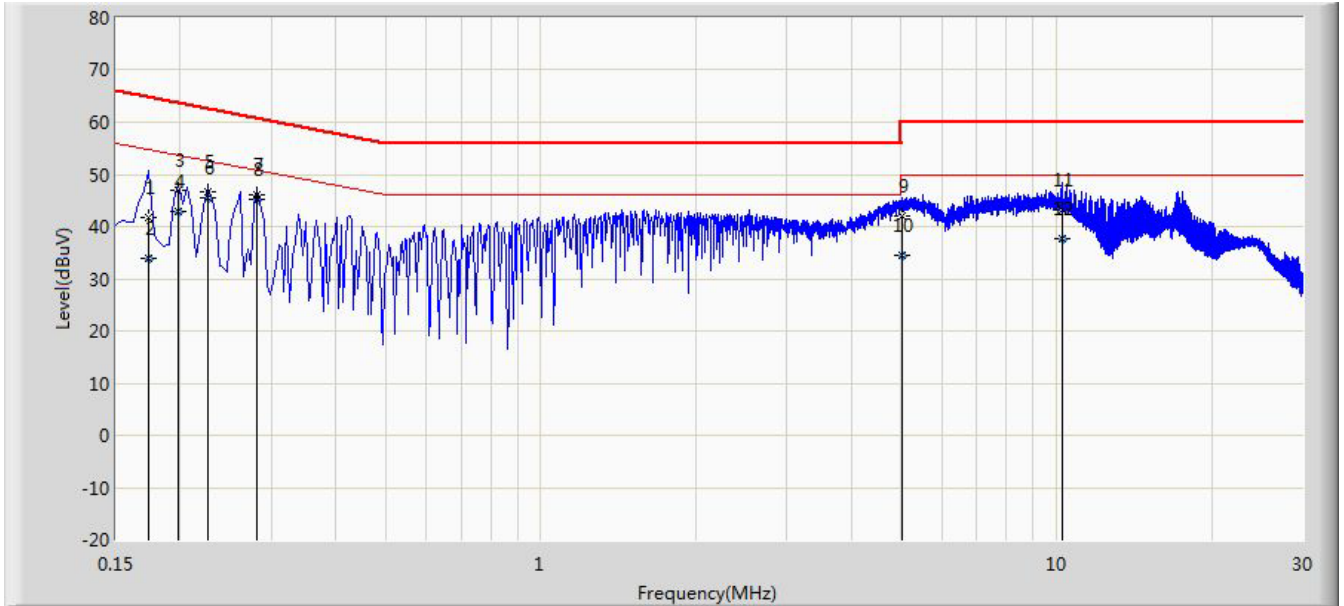
Note 2: The limit decreases linearly with the logarithm of the frequency in the range 0.15MHz to 0.5MHz.

7.8.2. Test Setup



7.8.3. Test Result

Tested By	Roy Cheng	Test Data	2014/07/12 - 10:56
Site	SR2	Power	AC 120V/60Hz
Limit	FCC_Part15.207_CE_Class B	Polarity	Line
AMN	LISN_101683-FILTER ON	Test Mode	Normal Operation

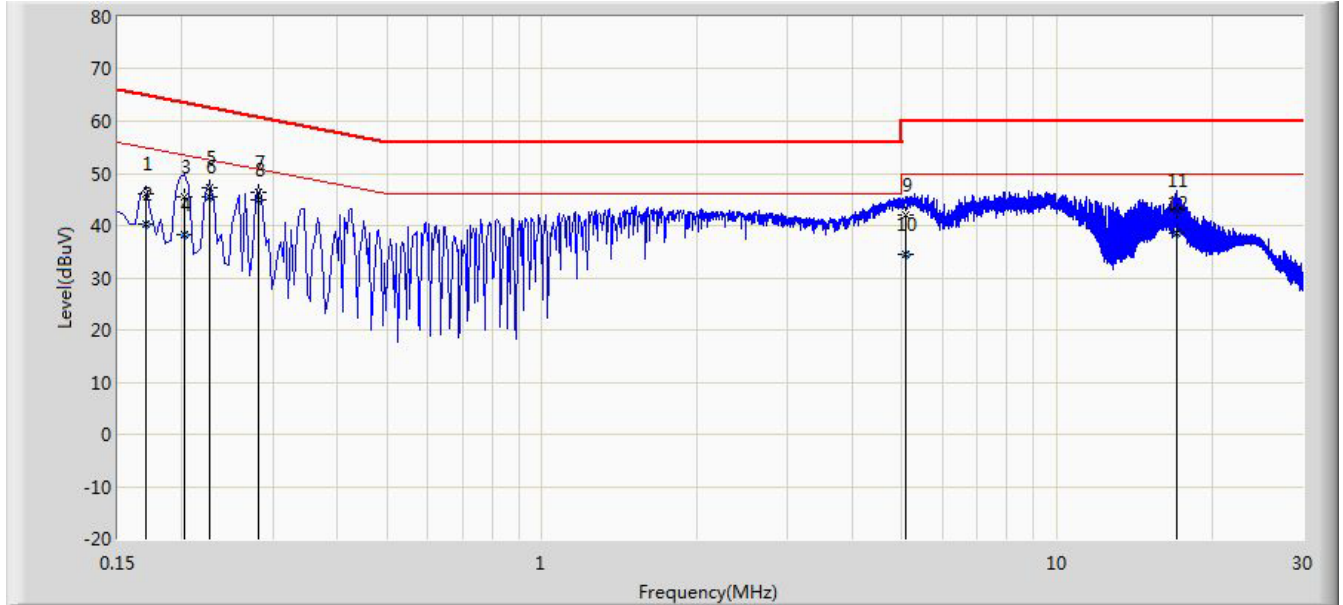


No	Flag	Mark	Frequency (MHz)	Measure Level (dBuV)	Reading Level (dBuV)	Over Limit (dB)	Limit (dBuV)	Factor (dB)	Type
1			0.174	41.843	31.775	-22.924	64.767	10.068	QP
2			0.174	33.919	23.851	-20.849	54.767	10.068	AV
3		*	0.198	46.957	36.952	-16.737	63.694	10.005	QP
4			0.198	42.786	32.781	-10.908	53.694	10.005	AV
5			0.226	46.789	36.845	-15.806	62.595	9.944	QP
6			0.226	45.554	35.610	-7.041	52.595	9.944	AV
7			0.282	46.190	36.200	-14.567	60.757	9.990	QP
8			0.282	45.262	35.273	-5.494	50.757	9.990	AV
9			5.030	41.957	31.923	-18.043	60.000	10.035	QP
10			5.030	34.435	24.400	-15.565	50.000	10.035	AV
11			10.282	43.240	33.105	-16.760	60.000	10.135	QP
12			10.282	37.589	27.454	-12.411	50.000	10.135	AV

Note: Measure Level (dBμV) = Reading Level (dBμV) + Factor (dB)

Factor (dB) = Cable Loss (dB) + LISN Factor (dB)

Tested By	Roy Cheng	Test Data	2014/07/12 - 11:03
Site	SR2	Power	AC 120V/60Hz
Limit	FCC_Part15.207_CE_Class B	Polarity	Neutral
AMN	LISN_101683-FILTER ON	Test Mode	Normal Operation



No	Flag	Mark	Frequency (MHz)	Measure Level (dBuV)	Reading Level (dBuV)	Over Limit (dB)	Limit (dBuV)	Factor (dB)	Type
1			0.170	45.977	35.913	-18.983	64.960	10.064	QP
2			0.170	40.342	30.278	-14.618	54.960	10.064	AV
3		*	0.202	45.608	35.600	-17.920	63.528	10.008	QP
4			0.202	38.208	28.200	-15.320	53.528	10.008	AV
5			0.226	47.229	37.246	-15.366	62.595	9.982	QP
6			0.226	45.634	35.652	-6.961	52.595	9.982	AV
7			0.282	46.323	36.298	-14.434	60.757	10.025	QP
8			0.282	45.067	35.043	-5.690	50.757	10.025	AV
9			5.070	42.129	32.076	-17.871	60.000	10.053	QP
10			5.070	34.603	24.550	-15.397	50.000	10.053	AV
11			17.030	42.797	32.678	-17.203	60.000	10.120	QP
12			17.030	38.557	28.437	-11.443	50.000	10.120	AV

Note: Measure Level (dBμV) = Reading Level (dBμV) + Factor (dB)

Factor (dB) = Cable Loss (dB) + LISN Factor (dB)

8. CONCLUSION

The data collected relate only the item(s) tested and show that the **WIFI dual band 4 GE LAN GPON HGU FCC ID: 2ABLK-8X4G-2** is in compliance with Part 15C of the FCC Rules.

————— The End —————