

Test Mode:	802.11n-HT20 - Ant 0	Test Site:	AC1
Test Channel:	01	Test Engineer:	Roy Cheng
Remark:	1. Average measurement was not performed if peak level lower than average limit. 2. Other frequency was 20dB below limit line within 1-18GHz, there is not show in the report.		

Mark	Frequency (MHz)	Reading Level (dBμV)	Factor (dB)	Measure Level (dBμV/m)	Limit (dBμV/m)	Margin (dB)	Detector	Polarization
*	3145.7	39.5	4.2	43.7	91.5	-47.8	Peak	Horizontal
*	4426.4	37.3	6.2	43.5	91.5	-48.0	Peak	Horizontal
	4869.3	37.3	7.3	44.6	74.0	-29.4	Peak	Horizontal
	8365.5	36.0	15.2	51.2	74.0	-22.8	Peak	Horizontal
*	3105.7	39.2	4.1	43.3	91.5	-48.2	Peak	Vertical
*	4452.5	36.8	6.2	43.0	91.5	-48.5	Peak	Vertical
	4963.6	36.1	7.5	43.6	74.0	-30.4	Peak	Vertical
	8369.5	34.5	15.2	49.7	74.0	-24.3	Peak	Vertical

Note 1: "*" is not in restricted band, its limit is 20dBc of the fundamental emission level (111.5dBμV/m).

Note 2: Measure Level (dBμV/m) = Reading Level (dBμV) + Factor (dB)

Factor (dB) = Cable Loss (dB) + Antenna Factor (dB/m) - Pre_Amplifier Gain (dB)

Test Mode:	802.11n-HT20 - Ant 0	Test Site:	AC1
Test Channel:	06	Test Engineer:	Roy Cheng
Remark:	1. Average measurement was not performed if peak level lower than average limit. 2. Other frequency was 20dB below limit line within 1-18GHz, there is not show in the report.		

Mark	Frequency (MHz)	Reading Level (dBμV)	Factor (dB)	Measure Level (dBμV/m)	Limit (dBμV/m)	Margin (dB)	Detector	Polarization
*	3154.9	39.5	4.3	43.8	95.9	-52.1	Peak	Horizontal
*	4458.7	36.4	6.2	42.6	95.9	-53.3	Peak	Horizontal
	4737.0	36.8	6.8	43.6	74.0	-30.4	Peak	Horizontal
	8213.7	35.9	15.4	51.3	74.0	-22.7	Peak	Horizontal
*	3126.5	39.9	4.2	44.1	95.9	-51.8	Peak	Vertical
*	4436.5	36.6	6.2	42.8	95.9	-53.1	Peak	Vertical
	7307.0	41.6	14.8	56.4	74.0	-17.6	Peak	Vertical
	7310.0	32.8	14.8	47.6	54.0	-6.4	Average	Vertical

Note 1: "*" is not in restricted band, its limit is 20dBc of the fundamental emission level (115.9dBμV/m).

Note 2: Measure Level (dBμV/m) = Reading Level (dBμV) + Factor (dB)

Factor (dB) = Cable Loss (dB) + Antenna Factor (dB/m) - Pre_Amplifier Gain (dB)

Test Mode:	802.11n-HT20 - Ant 0	Test Site:	AC1
Test Channel:	11	Test Engineer:	Roy Cheng
Remark:	1. Average measurement was not performed if peak level lower than average limit. 2. Other frequency was 20dB below limit line within 1-18GHz, there is not show in the report.		

Mark	Frequency (MHz)	Reading Level (dBμV)	Factor (dB)	Measure Level (dBμV/m)	Limit (dBμV/m)	Margin (dB)	Detector	Polarization
*	3165.7	39.0	4.2	43.2	91.4	-48.2	Peak	Horizontal
*	4436.6	36.5	6.2	42.7	91.4	-48.7	Peak	Horizontal
	4759.6	37.0	6.9	43.9	74.0	-30.1	Peak	Horizontal
	8264.3	35.8	15.3	51.1	74.0	-22.9	Peak	Horizontal
*	3154.7	38.9	4.3	43.2	91.4	-48.2	Peak	Vertical
*	4456.3	36.9	6.2	43.1	91.4	-48.3	Peak	Vertical
	4863.7	36.2	7.3	43.5	74.0	-30.5	Peak	Vertical
	8254.3	35.2	15.3	50.5	74.0	-23.5	Peak	Vertical

Note 1: "*" is not in restricted band, its limit is 20dBc of the fundamental emission level (111.4dBμV/m).

Note 2: Measure Level (dBμV/m) = Reading Level (dBμV) + Factor (dB)

Factor (dB) = Cable Loss (dB) + Antenna Factor (dB/m) - Pre_Amplifier Gain (dB)

Test Mode:	802.11n-HT40 - Ant 0	Test Site:	AC1
Test Channel:	03	Test Engineer:	Roy Cheng
Remark:	1. Average measurement was not performed if peak level lower than average limit. 2. Other frequency was 20dB below limit line within 1-18GHz, there is not show in the report.		

Mark	Frequency (MHz)	Reading Level (dBμV)	Factor (dB)	Measure Level (dBμV/m)	Limit (dBμV/m)	Margin (dB)	Detector	Polarization
*	3265.4	38.2	3.9	42.1	85.0	-42.9	Peak	Horizontal
*	4456.4	36.2	6.2	42.4	85.0	-42.6	Peak	Horizontal
	4836.5	37.4	7.2	44.6	74.0	-29.4	Peak	Horizontal
	8236.6	35.5	15.3	50.8	74.0	-23.2	Peak	Horizontal
*	3065.9	39.3	4.1	43.4	85.0	-41.6	Peak	Vertical
*	4426.6	36.5	6.2	42.7	85.0	-42.3	Peak	Vertical
	4623.9	37.4	6.6	44.0	74.0	-30.0	Peak	Vertical
	8369.6	34.8	15.2	50.0	74.0	-24.0	Peak	Vertical

Note 1: "*" is not in restricted band, its limit is 20dBc of the fundamental emission level (105.0dBμV/m).

Note 2: Measure Level (dBμV/m) = Reading Level (dBμV) + Factor (dB)

Factor (dB) = Cable Loss (dB) + Antenna Factor (dB/m) - Pre_Amplifier Gain (dB)

Test Mode:	802.11n-HT40 - Ant 0	Test Site:	AC1
Test Channel:	06	Test Engineer:	Roy Cheng
Remark:	1. Average measurement was not performed if peak level lower than average limit. 2. Other frequency was 20dB below limit line within 1-18GHz, there is not show in the report.		

Mark	Frequency (MHz)	Reading Level (dBμV)	Factor (dB)	Measure Level (dBμV/m)	Limit (dBμV/m)	Margin (dB)	Detector	Polarization
*	3066.0	38.7	4.1	42.8	95.7	-52.9	Peak	Horizontal
*	4426.6	36.6	6.2	42.8	95.7	-52.9	Peak	Horizontal
	4636.0	37.1	6.6	43.7	74.0	-30.3	Peak	Horizontal
	8156.3	35.7	15.8	51.5	74.0	-22.5	Peak	Horizontal
*	3005.7	40.0	4.0	44.0	95.7	-51.7	Peak	Vertical
*	4426.4	37.4	6.2	43.6	95.7	-52.1	Peak	Vertical
	4625.3	37.4	6.6	44.0	74.0	-30.0	Peak	Vertical
	8265.7	35.8	15.3	51.1	74.0	-22.9	Peak	Vertical

Note 1: "*" is not in restricted band, its limit is 20dBc of the fundamental emission level (115.7dBμV/m).

Note 2: Measure Level (dBμV/m) = Reading Level (dBμV) + Factor (dB)

Factor (dB) = Cable Loss (dB) + Antenna Factor (dB/m) - Pre_Amplifier Gain (dB)

Test Mode:	802.11n-HT40 - Ant 0	Test Site:	AC1
Test Channel:	09	Test Engineer:	Roy Cheng
Remark:	1. Average measurement was not performed if peak level lower than average limit. 2. Other frequency was 20dB below limit line within 1-18GHz, there is not show in the report.		

Mark	Frequency (MHz)	Reading Level (dBμV)	Factor (dB)	Measure Level (dBμV/m)	Limit (dBμV/m)	Margin (dB)	Detector	Polarization
*	3157.0	38.8	4.2	43.0	87.5	-44.5	Peak	Horizontal
*	4432.7	36.5	6.2	42.7	87.5	-44.8	Peak	Horizontal
	4632.3	36.7	6.6	43.3	74.0	-30.7	Peak	Horizontal
	8356.3	34.6	15.2	49.8	74.0	-24.2	Peak	Horizontal
*	3247.0	38.3	4.0	42.3	87.5	-45.2	Peak	Vertical
*	4426.7	36.5	6.2	42.7	87.5	-44.8	Peak	Vertical
	5003.0	35.7	7.6	43.3	74.0	-30.7	Peak	Vertical
	8365.3	34.6	15.2	49.8	74.0	-24.2	Peak	Vertical

Note 1: "*" is not in restricted band, its limit is 20dBc of the fundamental emission level (107.5dBμV/m).

Note 2: Measure Level (dBμV/m) = Reading Level (dBμV) + Factor (dB)

Factor (dB) = Cable Loss (dB) + Antenna Factor (dB/m) - Pre_Amplifier Gain (dB)

Test Mode:	802.11n-HT20 - Ant 1	Test Site:	AC1
Test Channel:	01	Test Engineer:	Roy Cheng
Remark:	1. Average measurement was not performed if peak level lower than average limit. 2. Other frequency was 20dB below limit line within 1-18GHz, there is not show in the report.		

Mark	Frequency (MHz)	Reading Level (dBμV)	Factor (dB)	Measure Level (dBμV/m)	Limit (dBμV/m)	Margin (dB)	Detector	Polarization
*	3156.3	39.3	4.2	43.5	86.3	-42.8	Peak	Horizontal
*	4412.7	37.1	6.2	43.3	86.3	-43.0	Peak	Horizontal
	4893.3	36.6	7.4	44.0	74.0	-30.0	Peak	Horizontal
	8026.5	36.6	16.0	52.6	74.0	-21.4	Peak	Horizontal
*	3165.4	38.8	4.2	43.0	86.3	-43.3	Peak	Vertical
*	4436.5	36.9	6.2	43.1	86.3	-43.2	Peak	Vertical
	4936.6	35.9	7.4	43.3	74.0	-30.7	Peak	Vertical
	8165.4	35.4	15.7	51.1	74.0	-22.9	Peak	Vertical

Note 1: "*" is not in restricted band, its limit is 20dBc of the fundamental emission level (106.3dBμV/m).

Note 2: Measure Level (dBμV/m) = Reading Level (dBμV) + Factor (dB)

Factor (dB) = Cable Loss (dB) + Antenna Factor (dB/m) - Pre_Amplifier Gain (dB)

Test Mode:	802.11n-HT20 - Ant 1	Test Site:	AC1
Test Channel:	06	Test Engineer:	Roy Cheng
Remark:	1. Average measurement was not performed if peak level lower than average limit. 2. Other frequency was 20dB below limit line within 1-18GHz, there is not show in the report.		

Mark	Frequency (MHz)	Reading Level (dBμV)	Factor (dB)	Measure Level (dBμV/m)	Limit (dBμV/m)	Margin (dB)	Detector	Polarization
*	3246.4	38.7	4.0	42.7	93.9	-51.2	Peak	Horizontal
*	4458.3	37.7	6.2	43.9	93.9	-50.0	Peak	Horizontal
	5002.7	36.7	7.6	44.3	74.0	-29.7	Peak	Horizontal
	8168.3	35.7	15.7	51.4	74.0	-22.6	Peak	Horizontal
*	3216.6	40.0	4.1	44.1	93.9	-49.8	Peak	Vertical
*	4425.7	36.3	6.2	42.5	93.9	-51.4	Peak	Vertical
	4736.3	36.8	6.8	43.6	74.0	-30.4	Peak	Vertical
	8165.4	37.2	15.7	52.9	74.0	-21.1	Peak	Vertical

Note 1: "*" is not in restricted band, its limit is 20dBc of the fundamental emission level (113.9dBμV/m).

Note 2: Measure Level (dBμV/m) = Reading Level (dBμV) + Factor (dB)

Factor (dB) = Cable Loss (dB) + Antenna Factor (dB/m) - Pre_Amplifier Gain (dB)

Test Mode:	802.11n-HT20 - Ant 1	Test Site:	AC1
Test Channel:	11	Test Engineer:	Roy Cheng
Remark:	1. Average measurement was not performed if peak level lower than average limit. 2. Other frequency was 20dB below limit line within 1-18GHz, there is not show in the report.		

Mark	Frequency (MHz)	Reading Level (dBμV)	Factor (dB)	Measure Level (dBμV/m)	Limit (dBμV/m)	Margin (dB)	Detector	Polarization
*	3216.6	41.1	4.1	45.2	84.1	-38.9	Peak	Horizontal
*	4436.6	37.1	6.2	43.3	84.1	-40.8	Peak	Horizontal
	4895.3	37.4	7.4	44.8	74.0	-29.2	Peak	Horizontal
	8365.3	35.3	15.2	50.5	74.0	-23.5	Peak	Horizontal
*	3026.6	39.1	4.0	43.1	84.1	-41.0	Peak	Vertical
*	4426.7	36.9	6.2	43.1	84.1	-41.0	Peak	Vertical
	4936.3	36.3	7.4	43.7	74.0	-30.3	Peak	Vertical
	8132.6	36.2	15.9	52.1	74.0	-21.9	Peak	Vertical

Note 1: "*" is not in restricted band, its limit is 20dBc of the fundamental emission level (104.1dBμV/m).

Note 2: Measure Level (dBμV/m) = Reading Level (dBμV) + Factor (dB)

Factor (dB) = Cable Loss (dB) + Antenna Factor (dB/m) - Pre_Amplifier Gain (dB)

Test Mode:	802.11n-HT40 - Ant 1	Test Site:	AC1
Test Channel:	03	Test Engineer:	Roy Cheng
Remark:	1. Average measurement was not performed if peak level lower than average limit. 2. Other frequency was 20dB below limit line within 1-18GHz, there is not show in the report.		

Mark	Frequency (MHz)	Reading Level (dBμV)	Factor (dB)	Measure Level (dBμV/m)	Limit (dBμV/m)	Margin (dB)	Detector	Polarization
*	3006.6	38.5	4.0	42.5	81.3	-38.8	Peak	Horizontal
*	4416.4	36.3	6.2	42.5	81.3	-38.8	Peak	Horizontal
	4625.3	36.7	6.6	43.3	74.0	-30.7	Peak	Horizontal
	8365.3	34.6	15.2	49.8	74.0	-24.2	Peak	Horizontal
*	3166.0	38.5	4.2	42.7	81.3	-38.6	Peak	Vertical
*	4436.3	36.7	6.2	42.9	81.3	-38.4	Peak	Vertical
	4536.7	36.3	6.4	42.7	74.0	-31.3	Peak	Vertical
	8366.0	34.7	15.2	49.9	74.0	-24.1	Peak	Vertical

Note 1: "*" is not in restricted band, its limit is 20dBc of the fundamental emission level (101.3dBμV/m).

Note 2: Measure Level (dBμV/m) = Reading Level (dBμV) + Factor (dB)

Factor (dB) = Cable Loss (dB) + Antenna Factor (dB/m) - Pre_Amplifier Gain (dB)

Test Mode:	802.11n-HT40 - Ant 1	Test Site:	AC1
Test Channel:	06	Test Engineer:	Roy Cheng
Remark:	1. Average measurement was not performed if peak level lower than average limit. 2. Other frequency was 20dB below limit line within 1-18GHz, there is not show in the report.		

Mark	Frequency (MHz)	Reading Level (dBμV)	Factor (dB)	Measure Level (dBμV/m)	Limit (dBμV/m)	Margin (dB)	Detector	Polarization
*	3126.5	39.6	4.2	43.8	94.7	-50.9	Peak	Horizontal
*	4412.7	36.5	6.2	42.7	94.7	-52.0	Peak	Horizontal
	5126.4	35.4	7.9	43.3	74.0	-30.7	Peak	Horizontal
	8265.4	35.6	15.3	50.9	74.0	-23.1	Peak	Horizontal
*	3026.7	38.9	4.0	42.9	94.7	-51.8	Peak	Vertical
*	4456.3	37.1	6.2	43.3	94.7	-51.4	Peak	Vertical
	4532.6	36.5	6.4	42.9	74.0	-31.1	Peak	Vertical
	8326.6	34.8	15.2	50.0	74.0	-24.0	Peak	Vertical

Note 1: "*" is not in restricted band, its limit is 20dBc of the fundamental emission level (114.7dBμV/m).

Note 2: Measure Level (dBμV/m) = Reading Level (dBμV) + Factor (dB)

Factor (dB) = Cable Loss (dB) + Antenna Factor (dB/m) - Pre_Amplifier Gain (dB)

Test Mode:	802.11n-HT40 - Ant 1	Test Site:	AC1
Test Channel:	09	Test Engineer:	Roy Cheng
Remark:	1. Average measurement was not performed if peak level lower than average limit. 2. Other frequency was 20dB below limit line within 1-18GHz, there is not show in the report.		

Mark	Frequency (MHz)	Reading Level (dBμV)	Factor (dB)	Measure Level (dBμV/m)	Limit (dBμV/m)	Margin (dB)	Detector	Polarization
*	3120.6	38.8	4.1	42.9	82.2	-39.3	Peak	Horizontal
*	4416.3	36.4	6.2	42.6	82.2	-39.6	Peak	Horizontal
	4625.7	36.7	6.6	43.3	74.0	-30.7	Peak	Horizontal
	8156.3	36.2	15.8	52.0	74.0	-22.0	Peak	Horizontal
*	3200.7	39.2	4.1	43.3	82.2	-38.9	Peak	Vertical
*	4456.4	36.5	6.2	42.7	82.2	-39.5	Peak	Vertical
	5002.4	35.7	7.6	43.3	74.0	-30.7	Peak	Vertical
	8436.3	34.6	15.4	50.0	74.0	-24.0	Peak	Vertical

Note 1: "*" is not in restricted band, its limit is 20dBc of the fundamental emission level (102.2dBμV/m).

Note 2: Measure Level (dBμV/m) = Reading Level (dBμV) + Factor (dB)

Factor (dB) = Cable Loss (dB) + Antenna Factor (dB/m) - Pre_Amplifier Gain (dB)

Test Mode:	802.11n-HT20 - Ant 0 + 1	Test Site:	AC1
Test Channel:	01	Test Engineer:	Roy Cheng
Remark:	1. Average measurement was not performed if peak level lower than average limit. 2. Other frequency was 20dB below limit line within 1-18GHz, there is not show in the report.		

Mark	Frequency (MHz)	Reading Level (dB μ V)	Factor (dB)	Measure Level (dB μ V/m)	Limit (dB μ V/m)	Margin (dB)	Detector	Polarization
*	3246.6	38.4	4.0	42.4	90.6	-48.2	Peak	Horizontal
*	4436.6	36.4	6.2	42.6	90.6	-48.0	Peak	Horizontal
	5936.3	34.8	9.1	43.9	74.0	-30.1	Peak	Horizontal
	8326.5	35.3	15.2	50.5	74.0	-23.5	Peak	Horizontal
*	3126.5	39.5	4.2	43.7	90.6	-46.9	Peak	Vertical
*	4436.6	36.4	6.2	42.6	90.6	-48.0	Peak	Vertical
	4625.4	36.8	6.6	43.4	74.0	-30.6	Peak	Vertical
	8356.3	34.2	15.2	49.4	74.0	-24.6	Peak	Vertical

Note 1: "*" is not in restricted band, its limit is 20dBc of the fundamental emission level (110.6dB μ V/m).

Note 2: Measure Level (dB μ V/m) = Reading Level (dB μ V) + Factor (dB)

Factor (dB) = Cable Loss (dB) + Antenna Factor (dB/m) - Pre_Amplifier Gain (dB)

Test Mode:	802.11n-HT20 - Ant 0 + 1	Test Site:	AC1
Test Channel:	06	Test Engineer:	Roy Cheng
Remark:	1. Average measurement was not performed if peak level lower than average limit. 2. Other frequency was 20dB below limit line within 1-18GHz, there is not show in the report.		

Mark	Frequency (MHz)	Reading Level (dBμV)	Factor (dB)	Measure Level (dBμV/m)	Limit (dBμV/m)	Margin (dB)	Detector	Polarization
*	3165.3	39.0	4.2	43.2	93.5	-50.3	Peak	Horizontal
*	4436.3	36.6	6.2	42.8	93.5	-50.7	Peak	Horizontal
	7315.8	26.4	14.9	41.3	54.0	-12.7	Average	Horizontal
	7324.0	40.7	14.9	55.6	74.0	-18.4	Peak	Horizontal
	8156.3	36.0	15.8	51.8	74.0	-22.2	Peak	Horizontal
*	3126.6	39.4	4.2	43.6	93.5	-49.9	Peak	Vertical
*	4456.9	37.4	6.2	43.6	93.5	-49.9	Peak	Vertical
	4635.3	37.2	6.6	43.8	74.0	-30.2	Peak	Vertical
	7308.6	28.2	14.8	43.0	54.0	-11.0	Average	Vertical
	7315.5	42.6	14.9	57.5	74.0	-16.5	Peak	Vertical

Note 1: "*" is not in restricted band, its limit is 20dBc of the fundamental emission level (113.5dBμV/m).

Note 2: Measure Level (dBμV/m) = Reading Level (dBμV) + Factor (dB)

Factor (dB) = Cable Loss (dB) + Antenna Factor (dB/m) - Pre_Amplifier Gain (dB)

Test Mode:	802.11n-HT20 - Ant 0 + 1	Test Site:	AC1
Test Channel:	11	Test Engineer:	Roy Cheng
Remark:	1. Average measurement was not performed if peak level lower than average limit. 2. Other frequency was 20dB below limit line within 1-18GHz, there is not show in the report.		

Mark	Frequency (MHz)	Reading Level (dBμV)	Factor (dB)	Measure Level (dBμV/m)	Limit (dBμV/m)	Margin (dB)	Detector	Polarization
*	3165.3	39.3	4.2	43.5	91.3	-47.8	Peak	Horizontal
*	4457.0	37.1	6.2	43.3	91.3	-48.0	Peak	Horizontal
	4635.7	37.9	6.6	44.5	74.0	-29.5	Peak	Horizontal
	8263.6	35.8	15.3	51.1	74.0	-22.9	Peak	Horizontal
*	3145.6	38.8	4.2	43.0	91.3	-48.3	Peak	Vertical
*	4426.4	37.2	6.2	43.4	91.3	-47.9	Peak	Vertical
	4869.3	37.0	7.3	44.3	74.0	-29.7	Peak	Vertical
	8154.4	35.4	15.8	51.2	74.0	-22.8	Peak	Vertical

Note 1: "*" is not in restricted band, its limit is 20dBc of the fundamental emission level (111.3dBμV/m).

Note 2: Measure Level (dBμV/m) = Reading Level (dBμV) + Factor (dB)

Factor (dB) = Cable Loss (dB) + Antenna Factor (dB/m) - Pre_Amplifier Gain (dB)

Test Mode:	802.11n-HT40 - Ant 0 + 1	Test Site:	AC1
Test Channel:	03	Test Engineer:	Roy Cheng
Remark:	1. Average measurement was not performed if peak level lower than average limit. 2. Other frequency was 20dB below limit line within 1-18GHz, there is not show in the report.		

Mark	Frequency (MHz)	Reading Level (dBμV)	Factor (dB)	Measure Level (dBμV/m)	Limit (dBμV/m)	Margin (dB)	Detector	Polarization
*	3189.4	40.3	4.2	44.5	85.5	-41.0	Peak	Horizontal
*	4416.6	36.4	6.2	42.6	85.5	-42.9	Peak	Horizontal
	5006.4	36.3	7.6	43.9	74.0	-30.1	Peak	Horizontal
	8365.9	35.1	15.2	50.3	74.0	-23.7	Peak	Horizontal
*	3164.6	39.2	4.2	43.4	85.5	-42.1	Peak	Vertical
*	4423.7	37.0	6.2	43.2	85.5	-42.3	Peak	Vertical
	4769.3	37.2	6.9	44.1	74.0	-29.9	Peak	Vertical
	8365.3	34.9	15.2	50.1	74.0	-23.9	Peak	Vertical

Note 1: "*" is not in restricted band, its limit is 20dBc of the fundamental emission level (105.5dBμV/m).

Note 2: Measure Level (dBμV/m) = Reading Level (dBμV) + Factor (dB)

Factor (dB) = Cable Loss (dB) + Antenna Factor (dB/m) - Pre_Amplifier Gain (dB)

Test Mode:	802.11n-HT40 - Ant 0 + 1	Test Site:	AC1
Test Channel:	06	Test Engineer:	Roy Cheng
Remark:	1. Average measurement was not performed if peak level lower than average limit. 2. Other frequency was 20dB below limit line within 1-18GHz, there is not show in the report.		

Mark	Frequency (MHz)	Reading Level (dBμV)	Factor (dB)	Measure Level (dBμV/m)	Limit (dBμV/m)	Margin (dB)	Detector	Polarization
*	3223.7	40.7	4.1	44.8	94.6	-49.8	Peak	Horizontal
*	4465.3	37.1	6.2	43.3	94.6	-51.3	Peak	Horizontal
	4825.4	38.1	7.1	45.2	74.0	-28.8	Peak	Horizontal
	8265.7	36.1	15.3	51.4	74.0	-22.6	Peak	Horizontal
*	3125.7	39.3	4.2	43.5	94.6	-51.1	Peak	Vertical
*	4425.7	36.8	6.2	43.0	94.6	-51.6	Peak	Vertical
	5123.7	35.7	7.9	43.6	74.0	-30.4	Peak	Vertical
	8156.6	36.3	15.8	52.1	74.0	-21.9	Peak	Vertical

Note 1: "*" is not in restricted band, its limit is 20dBc of the fundamental emission level (114.6dBμV/m).

Note 2: Measure Level (dBμV/m) = Reading Level (dBμV) + Factor (dB)

Factor (dB) = Cable Loss (dB) + Antenna Factor (dB/m) - Pre_Amplifier Gain (dB)

Test Mode:	802.11n-HT40 - Ant 0 + 1	Test Site:	AC1
Test Channel:	09	Test Engineer:	Roy Cheng
Remark:	1. Average measurement was not performed if peak level lower than average limit. 2. Other frequency was 20dB below limit line within 1-18GHz, there is not show in the report.		

Mark	Frequency (MHz)	Reading Level (dBμV)	Factor (dB)	Measure Level (dBμV/m)	Limit (dBμV/m)	Margin (dB)	Detector	Polarization
*	3005.9	38.8	4.0	42.8	87.5	-44.7	Peak	Horizontal
*	4456.3	36.9	6.2	43.1	87.5	-44.4	Peak	Horizontal
	4896.3	36.6	7.4	44.0	74.0	-30.0	Peak	Horizontal
	8365.9	35.1	15.2	50.3	74.0	-23.7	Peak	Horizontal
*	3156.9	38.4	4.2	42.6	87.5	-44.9	Peak	Vertical
*	4425.7	36.8	6.2	43.0	87.5	-44.5	Peak	Vertical
	4653.3	37.9	6.6	44.5	74.0	-29.5	Peak	Vertical
	8265.3	36.1	15.3	51.4	74.0	-22.6	Peak	Vertical

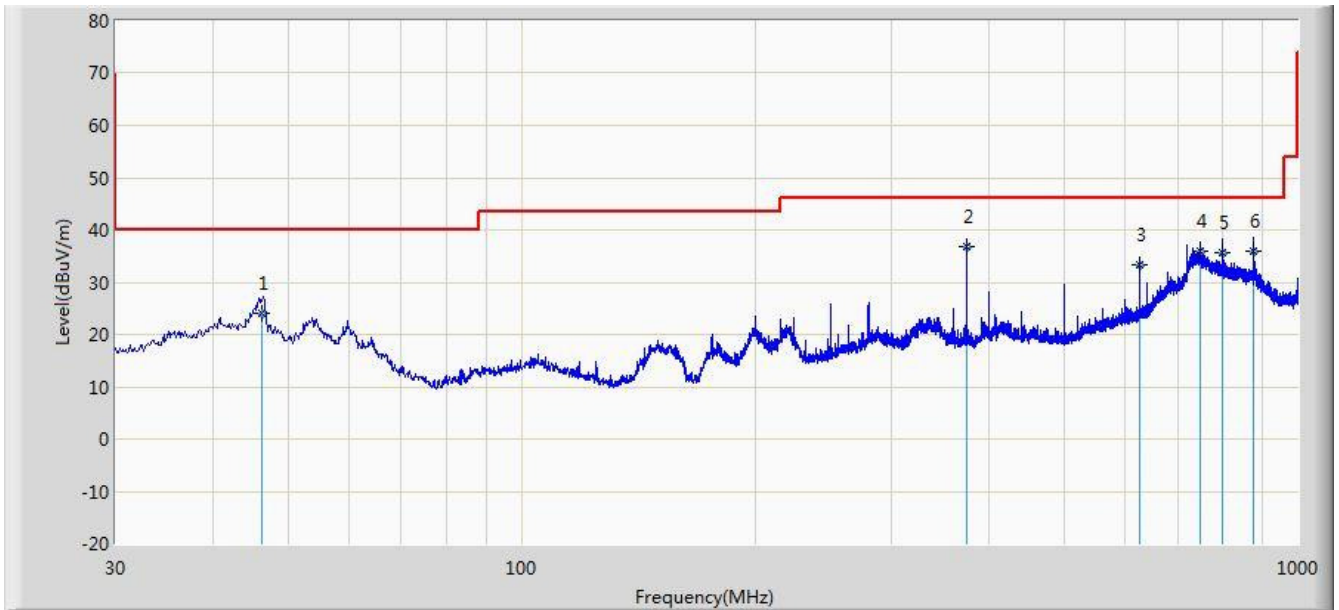
Note 1: "*" is not in restricted band, its limit is 20dBc of the fundamental emission level (107.5dBμV/m).

Note 2: Measure Level (dBμV/m) = Reading Level (dBμV) + Factor (dB)

Factor (dB) = Cable Loss (dB) + Antenna Factor (dB/m) - Pre_Amplifier Gain (dB)

The worst case of Radiated Emission below 1GHz:

Site: AC1	Time: 2015/02/05 - 10:04
Limit: FCC_Part15.209_RE(3m)	Engineer: Milo Li
Probe: VULB9162_0.03-8GHz	Polarity: Horizontal
EUT: WIFI dual band 4 GE LAN GPON HGU	Power: AC 120V/60Hz
Note: There is the worst case within frequency range 30MHz~1GHz.	

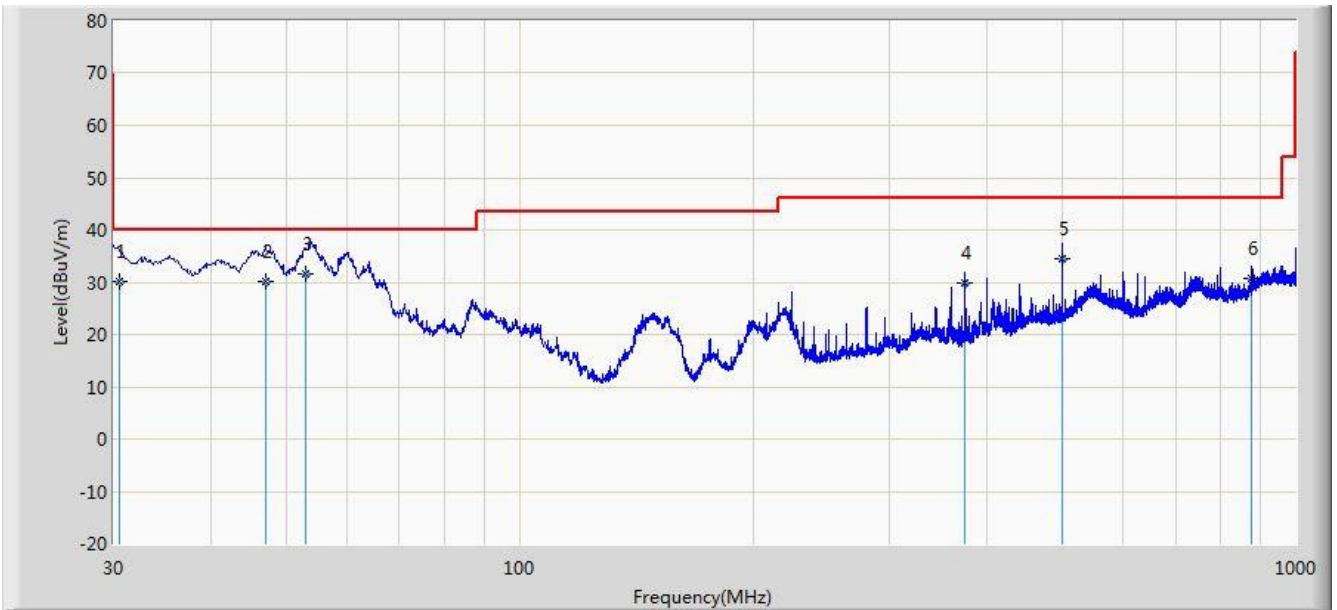


No	Flag	Mark	Frequency (MHz)	Measure Level (dBuV/m)	Reading Level (dBuV)	Over Limit (dB)	Limit (dBuV/m)	Factor (dB)	Type
1			46.330	24.194	9.230	-15.806	40.000	14.964	QP
2		*	375.000	36.752	20.600	-9.248	46.000	16.152	QP
3			625.000	33.291	13.030	-12.709	46.000	20.261	QP
4			750.000	35.995	13.880	-10.005	46.000	22.115	QP
5			800.000	35.740	13.020	-10.260	46.000	22.720	QP
6			875.000	35.947	12.170	-10.053	46.000	23.776	QP

Note: Measure Level (dBuV/m) = Reading Level (dBuV) + Factor (dB)

Factor (dB) = Cable Loss (dB) + Antenna Factor (dB/m)

Site: AC1	Time: 2015/02/05 - 10:07
Limit: FCC_Part15.209_RE(3m)	Engineer: Milo Li
Probe: VULB9162_0.03-8GHz	Polarity: Vertical
EUT: WIFI dual band 4 GE LAN GPON HGU	Power: AC 120V/60Hz
Note: There is the worst case within frequency range 30MHz~1GHz.	

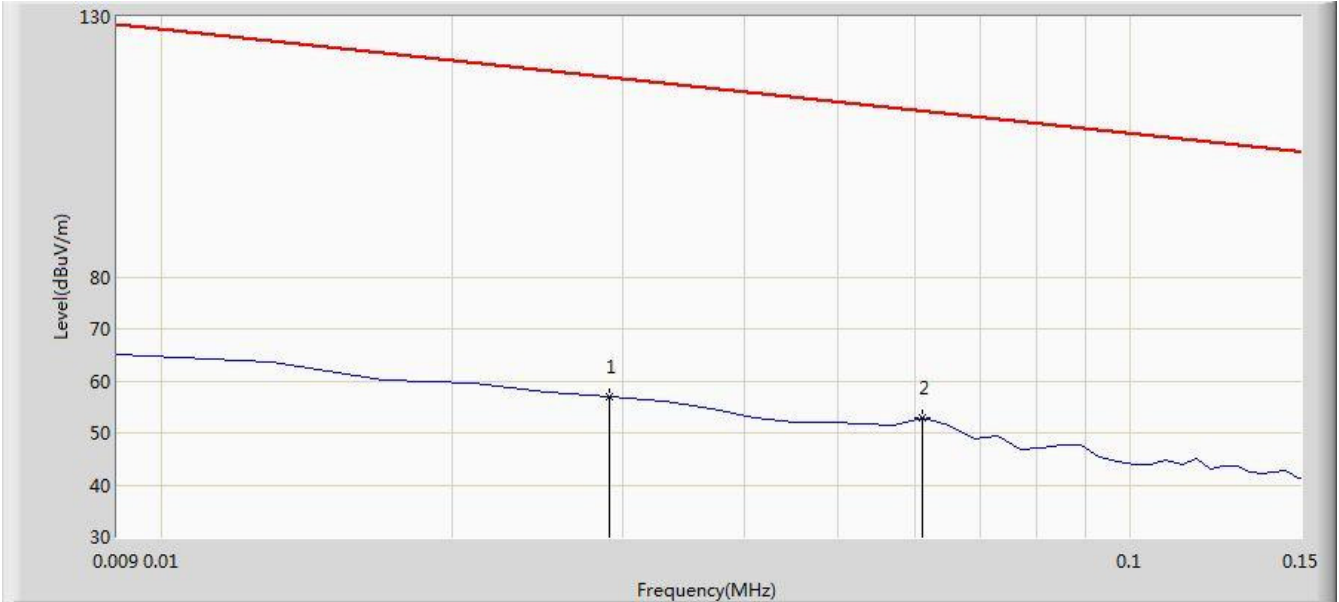


No	Flag	Mark	Frequency (MHz)	Measure Level (dBuV/m)	Reading Level (dBuV)	Over Limit (dB)	Limit (dBuV/m)	Factor (dB)	Type
1			30.540	30.078	17.960	-9.922	40.000	12.118	QP
2			47.050	30.173	15.220	-9.827	40.000	14.952	QP
3		*	53.010	31.546	16.690	-8.454	40.000	14.857	QP
4			375.000	29.712	13.560	-16.288	46.000	16.152	QP
5			500.000	34.600	16.370	-11.400	46.000	18.230	QP
6			875.000	30.647	6.870	-15.353	46.000	23.776	QP

Note: Measure Level (dBuV/m) = Reading Level (dBuV) + Factor (dB)

Factor (dB) = Cable Loss (dB) + Antenna Factor (dB/m)

Site: AC1	Time: 2015/02/05 - 09:44
Limit: FCC_Part15.209_RE(3m)	Engineer: Roy Cheng
Probe: FMZB1519_0.009-30MHz	Polarity: Face on
EUT: WIFI dual band 4 GE LAN GPON HGU	Power: AC 120V/60Hz
Note: There is the ambient noise within frequency range 9kHz~30MHz.	

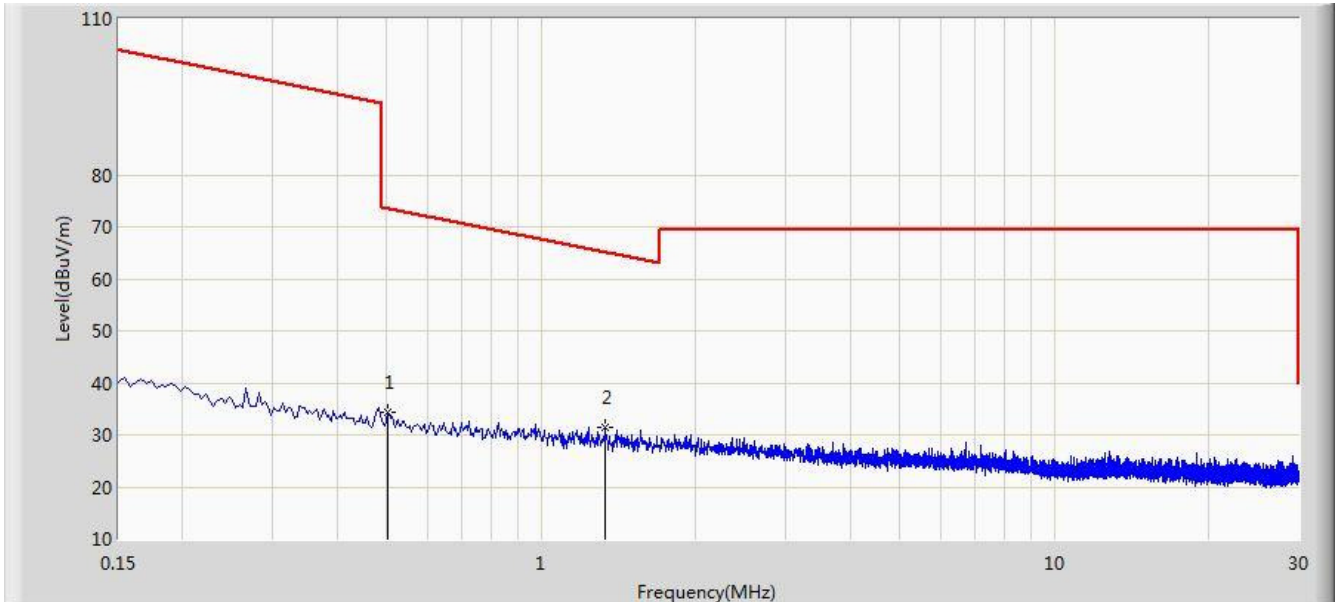


No	Flag	Mark	Frequency (MHz)	Measure Level (dBuV/m)	Reading Level (dBuV)	Over Limit (dB)	Limit (dBuV/m)	Factor (dB)	Type
1			0.029	56.893	35.844	-61.463	118.356	21.049	QP
2		*	0.061	52.853	32.542	-59.045	111.898	20.311	QP

Note: Measure Level (dB μ V/m) = Reading Level (dB μ V) + Factor (dB)

Factor (dB) = Cable Loss (dB) + Antenna Factor (dB/m)

Site: AC1	Time: 2015/02/05 - 09:44
Limit: FCC_Part15.209_RE(3m)	Engineer: Roy Cheng
Probe: FMZB1519_0.009-30MHz	Polarity: Face on
EUT: WIFI dual band 4 GE LAN GPON HGU	Power: AC 120V/60Hz
Note: There is the ambient noise within frequency range 9kHz~30MHz.	

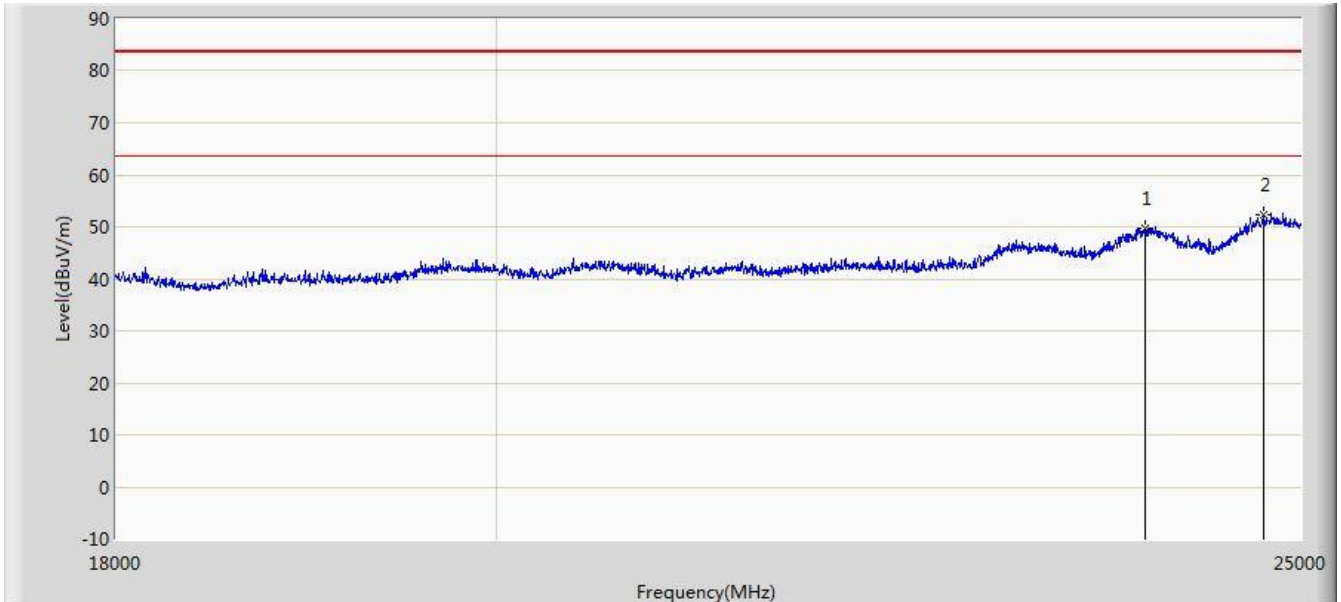


No	Flag	Mark	Frequency (MHz)	Measure Level (dBuV/m)	Reading Level (dBuV)	Over Limit (dB)	Limit (dBuV/m)	Factor (dB)	Type
1			0.502	34.370	13.947	-39.220	73.590	20.423	QP
2		*	1.334	31.595	11.104	-33.530	65.125	20.491	QP

Note: Measure Level (dB μ V/m) = Reading Level (dB μ V) + Factor (dB)

Factor (dB) = Cable Loss (dB) + Antenna Factor (dB/m)

Site: AC1	Time: 2015/02/05 - 10:21
Limit: FCC_Part15.209_RE(1m)	Engineer: Roy Cheng
Probe: BBHA9170_18-40GHz	Polarity: Horizontal
EUT: WIFI dual band 4 GE LAN GPON HGU	Power: AC 120V/60Hz
Note: There is the ambient noise within frequency range 18GHz~25GHz.	

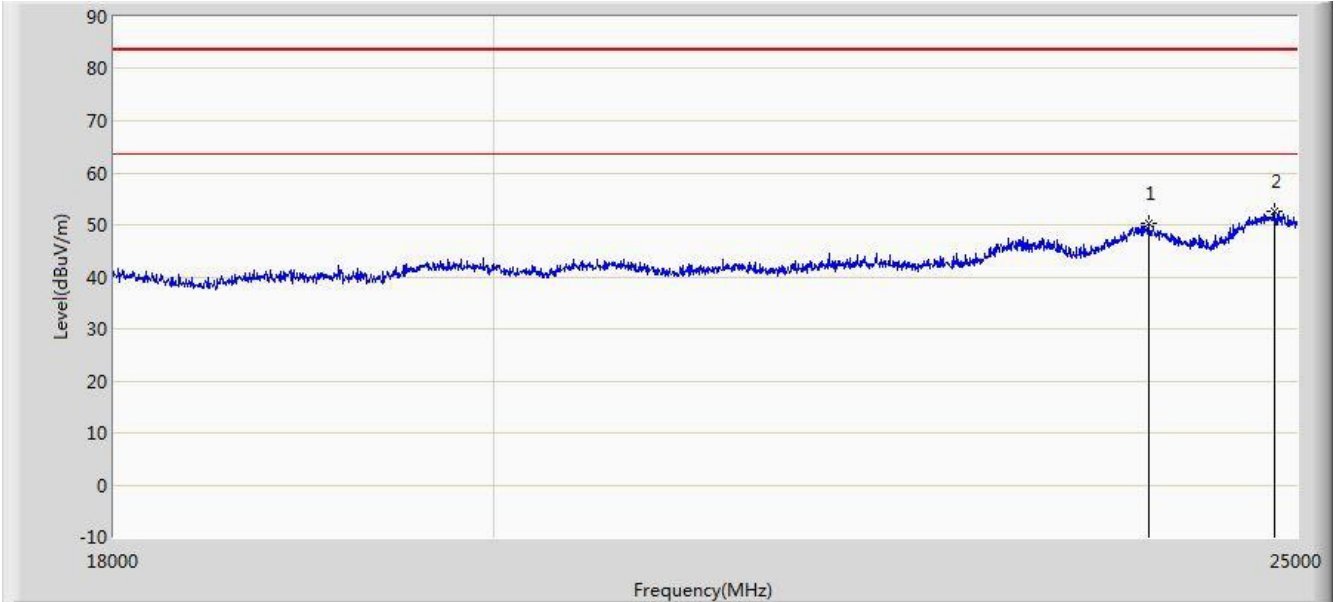


No	Flag	Mark	Frequency (MHz)	Measure Level (dBuV/m)	Reading Level (dBuV)	Over Limit (dB)	Limit (dBuV/m)	Factor (dB)	Type
1			23943.000	49.776	35.866	-33.724	83.500	13.910	PK
2		*	24741.000	52.375	37.681	-31.125	83.500	14.694	PK

Note: Measure Level (dBuV/m) = Reading Level (dBuV) + Factor (dB)

Factor (dB) = Cable Loss (dB) + Antenna Factor (dB/m) - Pre_Amplifier Gain (dB)

Site: AC1	Time: 2015/02/05 - 10:21
Limit: FCC_Part15.209_RE(1m)	Engineer: Roy Cheng
Probe: BBHA9170_18-40GHz	Polarity: Vertical
EUT: WIFI dual band 4 GE LAN GPON HGU	Power: AC 120V/60Hz
Note: There is the ambient noise within frequency range 18GHz~25GHz.	



No	Flag	Mark	Frequency (MHz)	Measure Level (dBuV/m)	Reading Level (dBuV)	Over Limit (dB)	Limit (dBuV/m)	Factor (dB)	Type
1			23999.000	50.379	36.435	-33.121	83.500	13.944	PK
2		*	24846.000	52.503	37.735	-30.997	83.500	14.768	PK

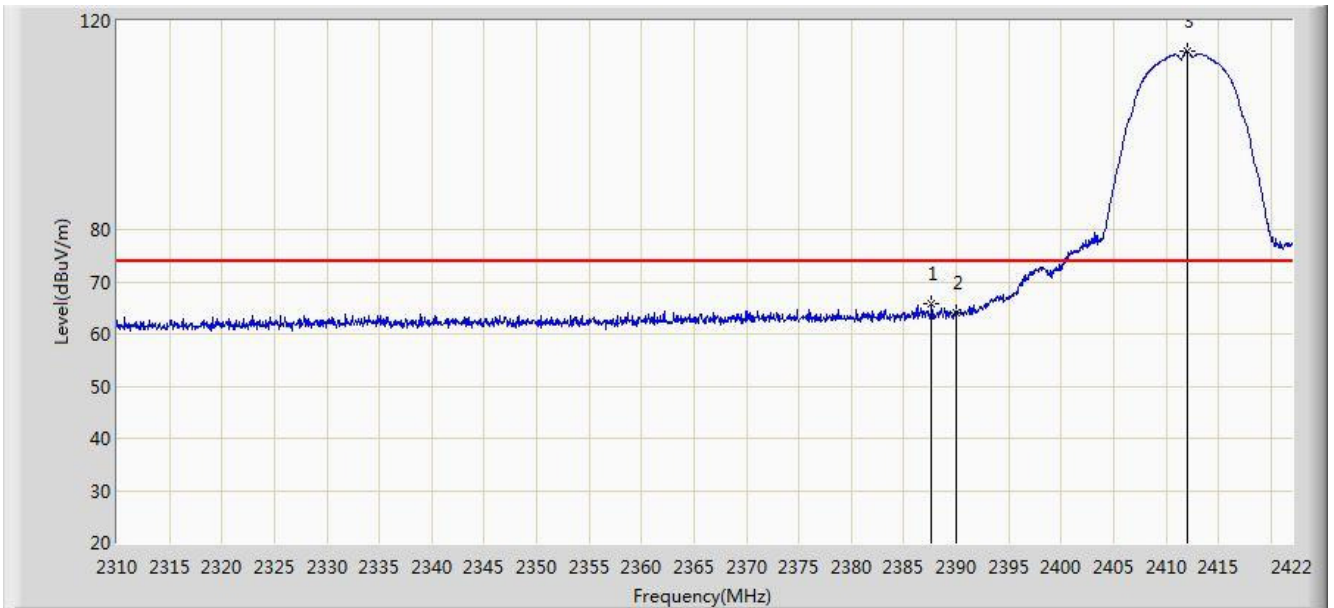
Note: Measure Level (dB μ V/m) = Reading Level (dB μ V) + Factor (dB)

Factor (dB) = Cable Loss (dB) + Antenna Factor (dB/m) - Pre_Amplifier Gain (dB)

7.7. Radiated Restricted Band Edge Measurement

7.7.1. Test Result

Site: AC1	Time: 2015/03/14 - 10:23
Limit: FCC_Part15.209_RE(3m)	Engineer: Roy Cheng
Probe: BBHA9120D_1-18GHz	Polarity: Horizontal
EUT: WIFI dual band 4 GE LAN GPON HGU	Power: AC 120V/60Hz
Test Mode: Transmit at channel 2412MHz by 802.11b Ant 0	

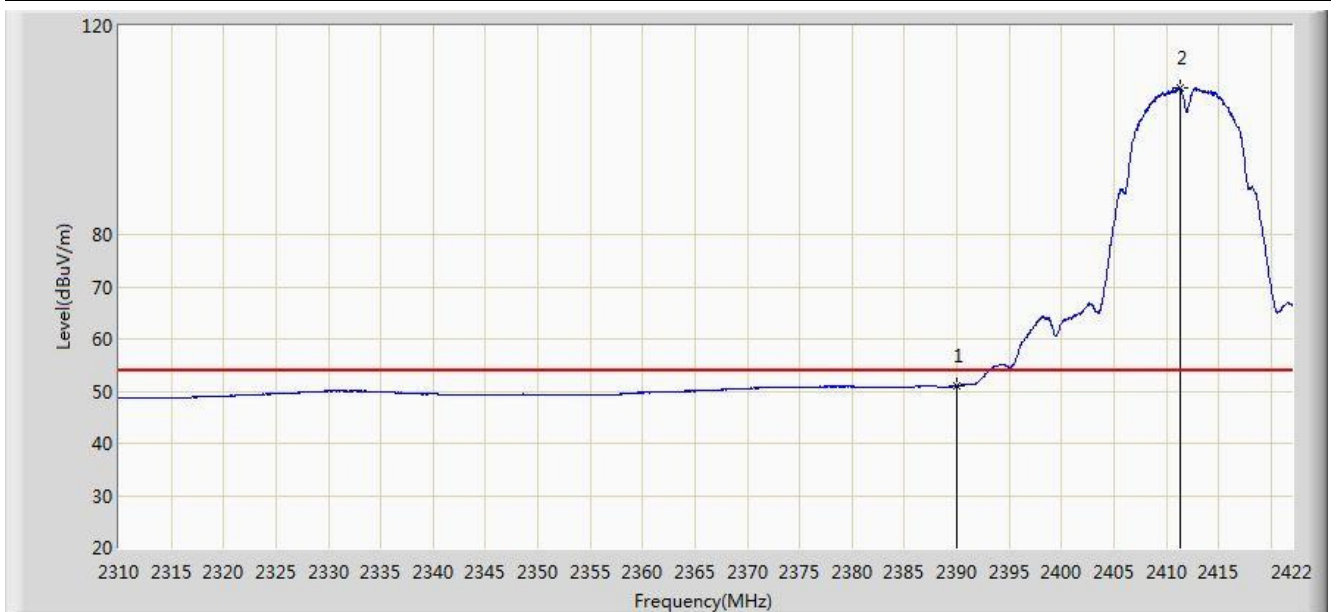


No	Flag	Mark	Frequency (MHz)	Measure Level (dBuV/m)	Reading Level (dBuV)	Over Limit (dB)	Limit (dBuV/m)	Factor (dB)	Type
1			2387.672	65.874	34.667	-8.126	74.000	31.207	PK
2			2390.000	64.065	32.862	-9.935	74.000	31.203	PK
3		*	2412.032	114.110	82.940	N/A	N/A	31.170	PK

Note: Measure Level (dB μ V/m) = Reading Level (dB μ V) + Factor (dB)

Factor (dB) = Cable Loss (dB) + Antenna Factor (dB/m).

Site: AC1	Time: 2015/03/14 - 10:31
Limit: FCC_Part15.209_RE(3m)	Engineer: Roy Cheng
Probe: BBHA9120D_1-18GHz	Polarity: Horizontal
EUT: WIFI dual band 4 GE LAN GPON HGU	Power: AC 120V/60Hz
Test Mode: Transmit at channel 2412MHz by 802.11b Ant 0	

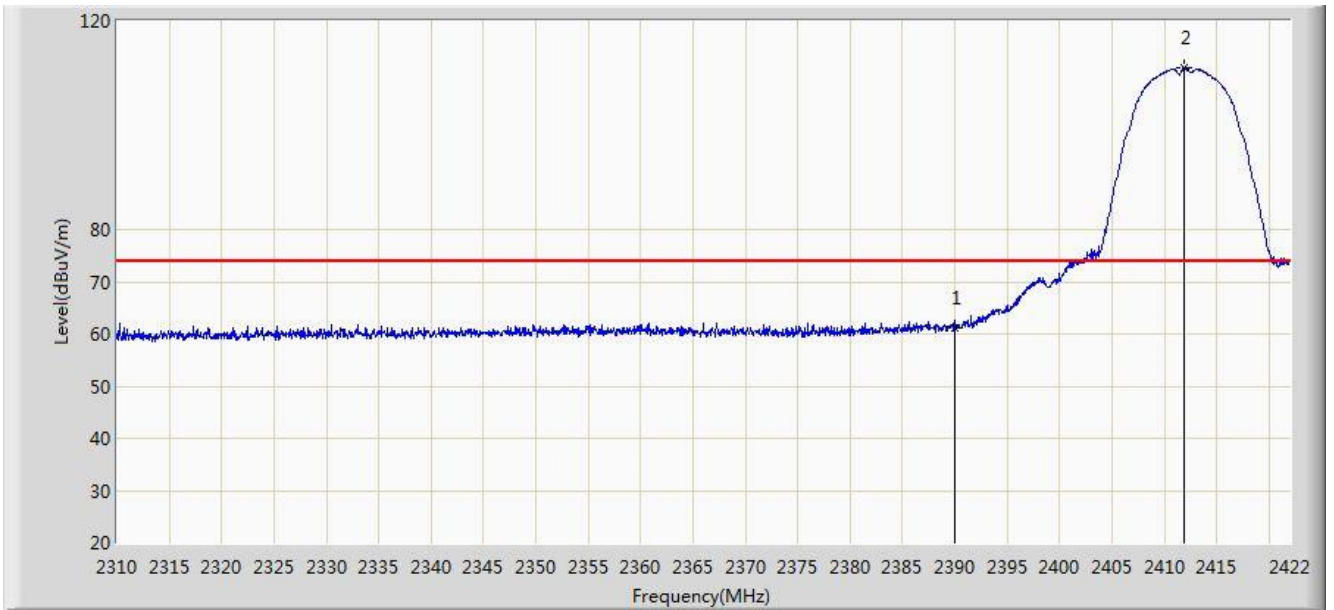


No	Flag	Mark	Frequency (MHz)	Measure Level (dBuV/m)	Reading Level (dBuV)	Over Limit (dB)	Limit (dBuV/m)	Factor (dB)	Type
1			2390.000	50.950	19.747	-3.050	54.000	31.203	AV
2		*	2411.304	108.086	76.915	N/A	N/A	31.171	AV

Note: Measure Level (dBuV/m) = Reading Level (dBuV) + Factor (dB)

Factor (dB) = Cable Loss (dB) + Antenna Factor (dB/m).

Site: AC1	Time: 2015/03/14 - 10:32
Limit: FCC_Part15.209_RE(3m)	Engineer: Roy Cheng
Probe: BBHA9120D_1-18GHz	Polarity: Vertical
EUT: WIFI dual band 4 GE LAN GPON HGU	Power: AC 120V/60Hz
Test Mode: Transmit at channel 2412MHz by 802.11b Ant 0	

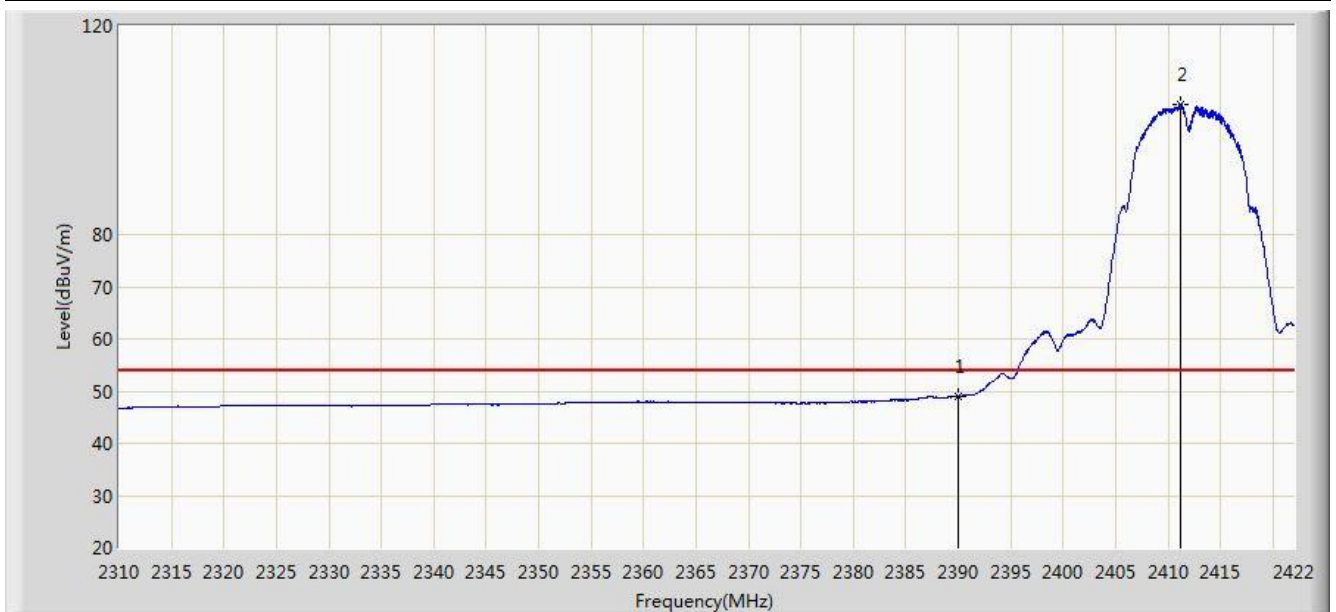


No	Flag	Mark	Frequency (MHz)	Measure Level (dBuV/m)	Reading Level (dBuV)	Over Limit (dB)	Limit (dBuV/m)	Factor (dB)	Type
1			2390.000	61.259	30.056	-12.741	74.000	31.203	PK
2		*	2411.864	111.003	79.833	N/A	N/A	31.170	PK

Note: Measure Level (dBuV/m) = Reading Level (dBuV) + Factor (dB)

Factor (dB) = Cable Loss (dB) + Antenna Factor (dB/m).

Site: AC1	Time: 2015/03/14 - 10:34
Limit: FCC_Part15.209_RE(3m)	Engineer: Roy Cheng
Probe: BBHA9120D_1-18GHz	Polarity: Vertical
EUT: WIFI dual band 4 GE LAN GPON HGU	Power: AC 120V/60Hz
Test Mode: Transmit at channel 2412MHz by 802.11b Ant 0	

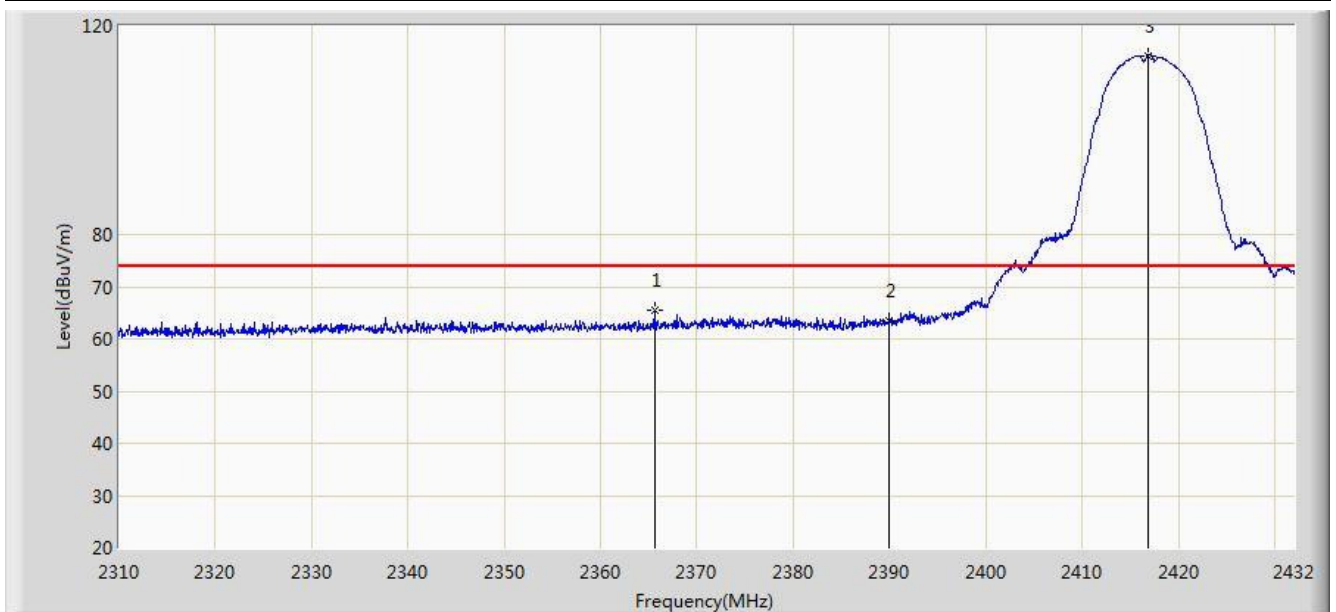


No	Flag	Mark	Frequency (MHz)	Measure Level (dBuV/m)	Reading Level (dBuV)	Over Limit (dB)	Limit (dBuV/m)	Factor (dB)	Type
1			2390.000	49.104	17.901	-4.896	54.000	31.203	AV
2		*	2411.136	104.809	73.638	N/A	N/A	31.171	AV

Note: Measure Level (dBuV/m) = Reading Level (dBuV) + Factor (dB)

Factor (dB) = Cable Loss (dB) + Antenna Factor (dB/m).

Site: AC1	Time: 2015/03/14 - 10:34
Limit: FCC_Part15.209_RE(3m)	Engineer: Roy Cheng
Probe: BBHA9120D_1-18GHz	Polarity: Horizontal
EUT: WIFI dual band 4 GE LAN GPON HGU	Power: AC 120V/60Hz
Test Mode: Transmit at channel 2417MHz by 802.11b Ant 0	

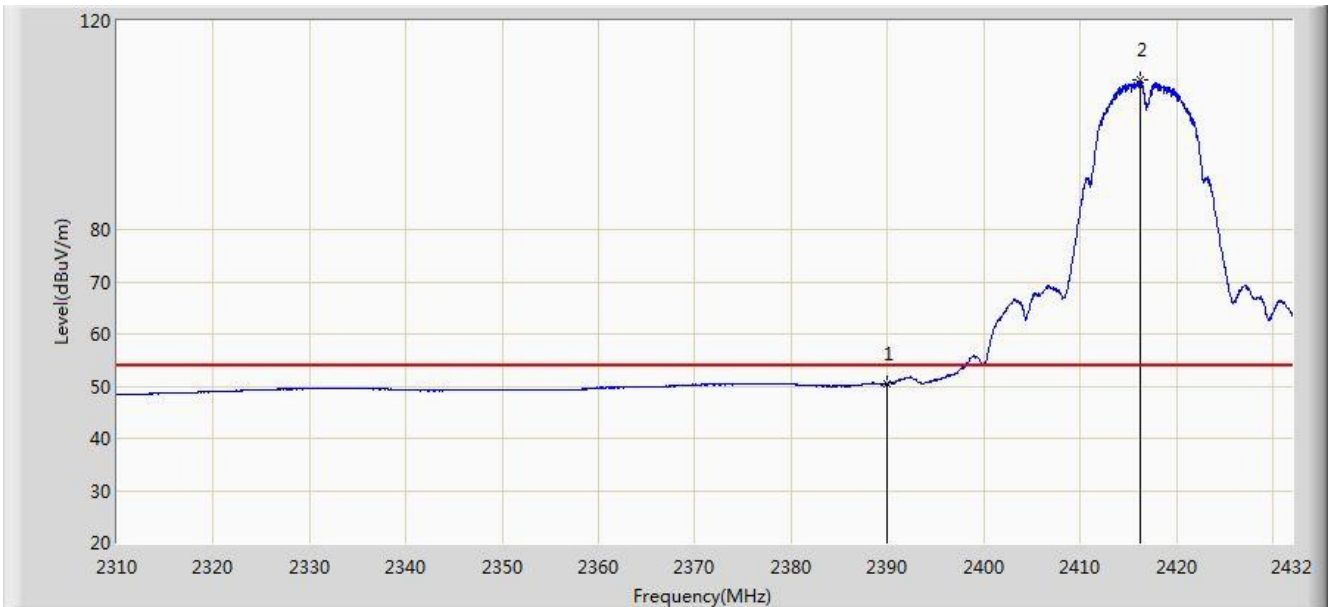


No	Flag	Mark	Frequency (MHz)	Measure Level (dBuV/m)	Reading Level (dBuV)	Over Limit (dB)	Limit (dBuV/m)	Factor (dB)	Type
1			2365.632	65.561	34.313	-8.439	74.000	31.248	PK
2			2390.000	63.491	32.288	-10.509	74.000	31.203	PK
3		*	2416.811	114.271	83.110	N/A	N/A	31.161	PK

Note: Measure Level (dB μ V/m) = Reading Level (dB μ V) + Factor (dB)

Factor (dB) = Cable Loss (dB) + Antenna Factor (dB/m).

Site: AC1	Time: 2015/03/14 - 10:40
Limit: FCC_Part15.209_RE(3m)	Engineer: Roy Cheng
Probe: BBHA9120D_1-18GHz	Polarity: Horizontal
EUT: WIFI dual band 4 GE LAN GPON HGU	Power: AC 120V/60Hz
Test Mode: Transmit at channel 2417MHz by 802.11b Ant 0	

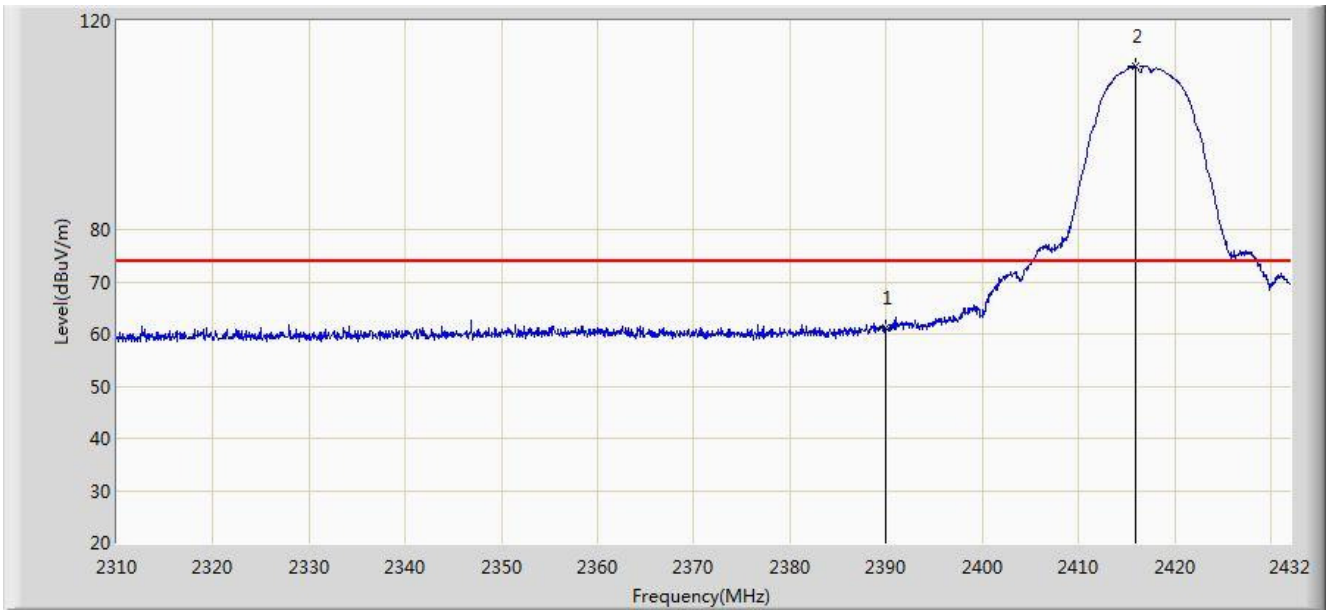


No	Flag	Mark	Frequency (MHz)	Measure Level (dBuV/m)	Reading Level (dBuV)	Over Limit (dB)	Limit (dBuV/m)	Factor (dB)	Type
1			2390.000	50.422	19.219	-3.578	54.000	31.203	AV
2		*	2416.201	108.592	77.430	N/A	N/A	31.162	AV

Note: Measure Level (dBuV/m) = Reading Level (dBuV) + Factor (dB)

Factor (dB) = Cable Loss (dB) + Antenna Factor (dB/m).

Site: AC1	Time: 2015/03/14 - 10:40
Limit: FCC_Part15.209_RE(3m)	Engineer: Roy Cheng
Probe: BBHA9120D_1-18GHz	Polarity: Vertical
EUT: WIFI dual band 4 GE LAN GPON HGU	Power: AC 120V/60Hz
Test Mode: Transmit at channel 2417MHz by 802.11b Ant 0	

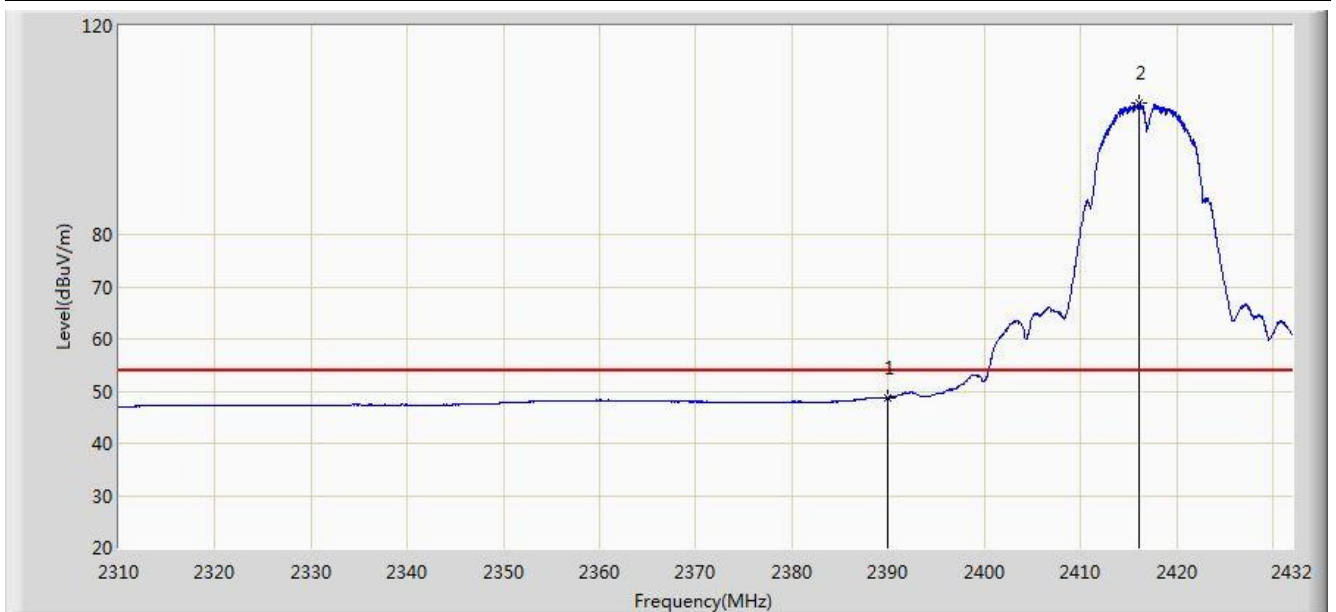


No	Flag	Mark	Frequency (MHz)	Measure Level (dBuV/m)	Reading Level (dBuV)	Over Limit (dB)	Limit (dBuV/m)	Factor (dB)	Type
1			2390.000	61.076	29.873	-12.924	74.000	31.203	PK
2		*	2416.018	111.174	80.011	N/A	N/A	31.162	PK

Note: Measure Level (dBuV/m) = Reading Level (dBuV) + Factor (dB)

Factor (dB) = Cable Loss (dB) + Antenna Factor (dB/m).

Site: AC1	Time: 2015/03/14 - 10:42
Limit: FCC_Part15.209_RE(3m)	Engineer: Roy Cheng
Probe: BBHA9120D_1-18GHz	Polarity: Vertical
EUT: WIFI dual band 4 GE LAN GPON HGU	Power: AC 120V/60Hz
Test Mode: Transmit at channel 2417MHz by 802.11b Ant 0	

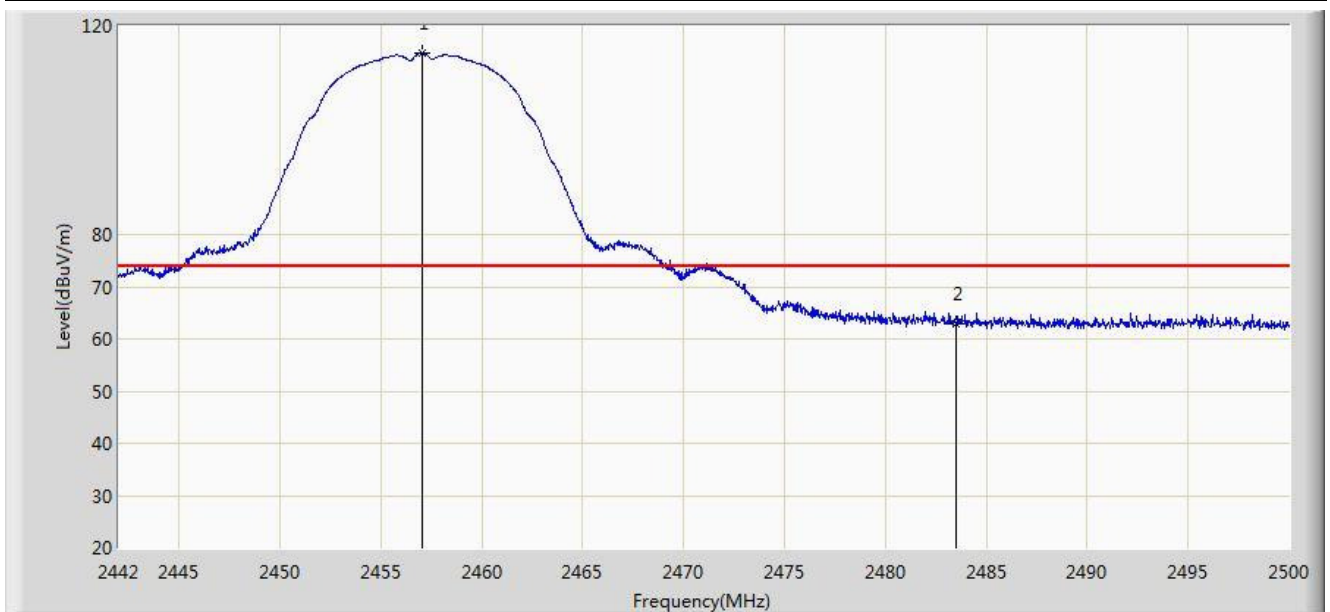


No	Flag	Mark	Frequency (MHz)	Measure Level (dBuV/m)	Reading Level (dBuV)	Over Limit (dB)	Limit (dBuV/m)	Factor (dB)	Type
1			2390.000	48.759	17.556	-5.241	54.000	31.203	AV
2		*	2416.140	105.300	74.138	N/A	N/A	31.162	AV

Note: Measure Level (dBuV/m) = Reading Level (dBuV) + Factor (dB)

Factor (dB) = Cable Loss (dB) + Antenna Factor (dB/m).

Site: AC1	Time: 2015/03/14 - 10:44
Limit: FCC_Part15.209_RE(3m)	Engineer: Roy Cheng
Probe: BBHA9120D_1-18GHz	Polarity: Horizontal
EUT: WIFI dual band 4 GE LAN GPON HGU	Power: AC 120V/60Hz
Test Mode: Transmit at channel 2457MHz by 802.11b Ant 0	

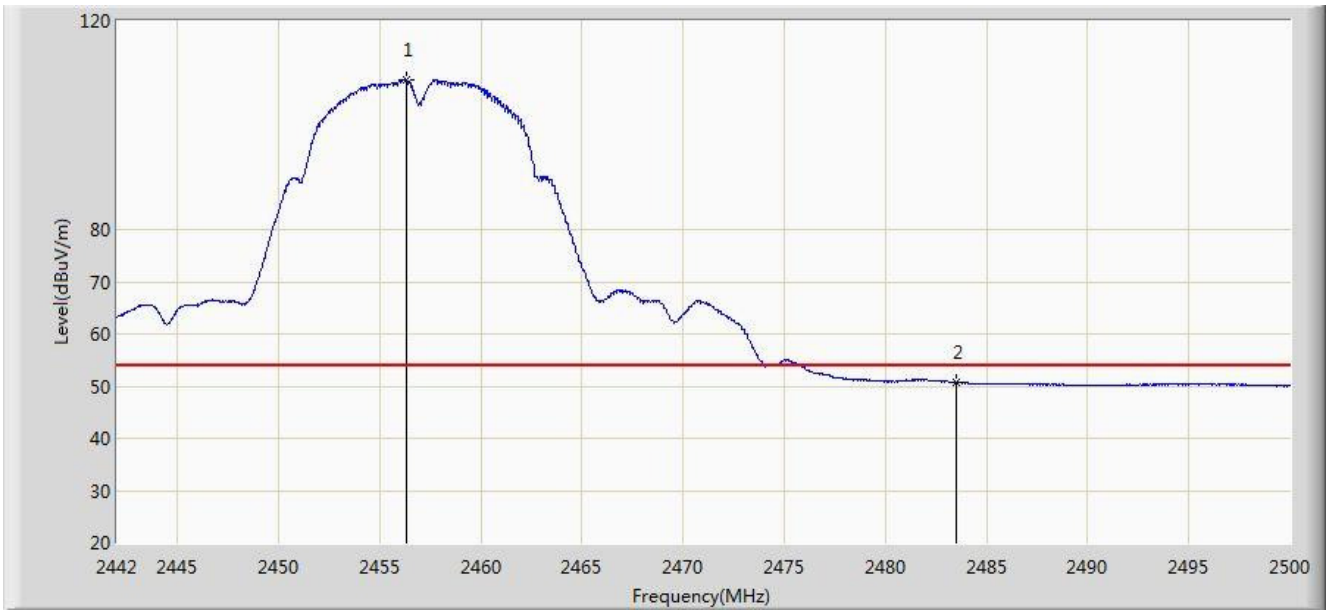


No	Flag	Mark	Frequency (MHz)	Measure Level (dBuV/m)	Reading Level (dBuV)	Over Limit (dB)	Limit (dBuV/m)	Factor (dB)	Type
1		*	2457.051	114.877	83.750	N/A	N/A	31.127	PK
2			2483.500	63.035	31.842	-10.965	74.000	31.194	PK

Note: Measure Level (dBuV/m) = Reading Level (dBuV) + Factor (dB)

Factor (dB) = Cable Loss (dB) + Antenna Factor (dB/m).

Site: AC1	Time: 2015/03/14 - 10:45
Limit: FCC_Part15.209_RE(3m)	Engineer: Roy Cheng
Probe: BBHA9120D_1-18GHz	Polarity: Horizontal
EUT: WIFI dual band 4 GE LAN GPON HGU	Power: AC 120V/60Hz
Test Mode: Transmit at channel 2457MHz by 802.11b Ant 0	

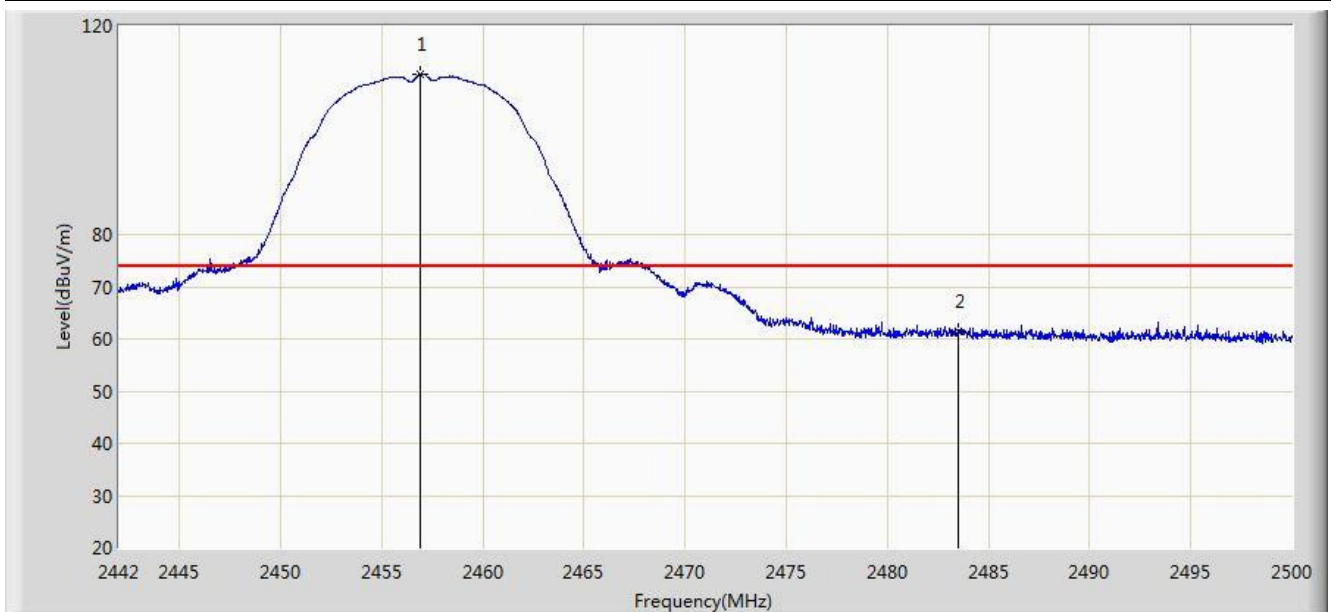


No	Flag	Mark	Frequency (MHz)	Measure Level (dBuV/m)	Reading Level (dBuV)	Over Limit (dB)	Limit (dBuV/m)	Factor (dB)	Type
1		*	2456.297	108.766	77.641	N/A	N/A	31.125	AV
2			2483.500	50.757	19.564	-3.243	54.000	31.194	AV

Note: Measure Level (dBuV/m) = Reading Level (dBuV) + Factor (dB)

Factor (dB) = Cable Loss (dB) + Antenna Factor (dB/m).

Site: AC1	Time: 2015/03/14 - 10:46
Limit: FCC_Part15.209_RE(3m)	Engineer: Roy Cheng
Probe: BBHA9120D_1-18GHz	Polarity: Vertical
EUT: WIFI dual band 4 GE LAN GPON HGU	Power: AC 120V/60Hz
Test Mode: Transmit at channel 2457MHz by 802.11b Ant 0	

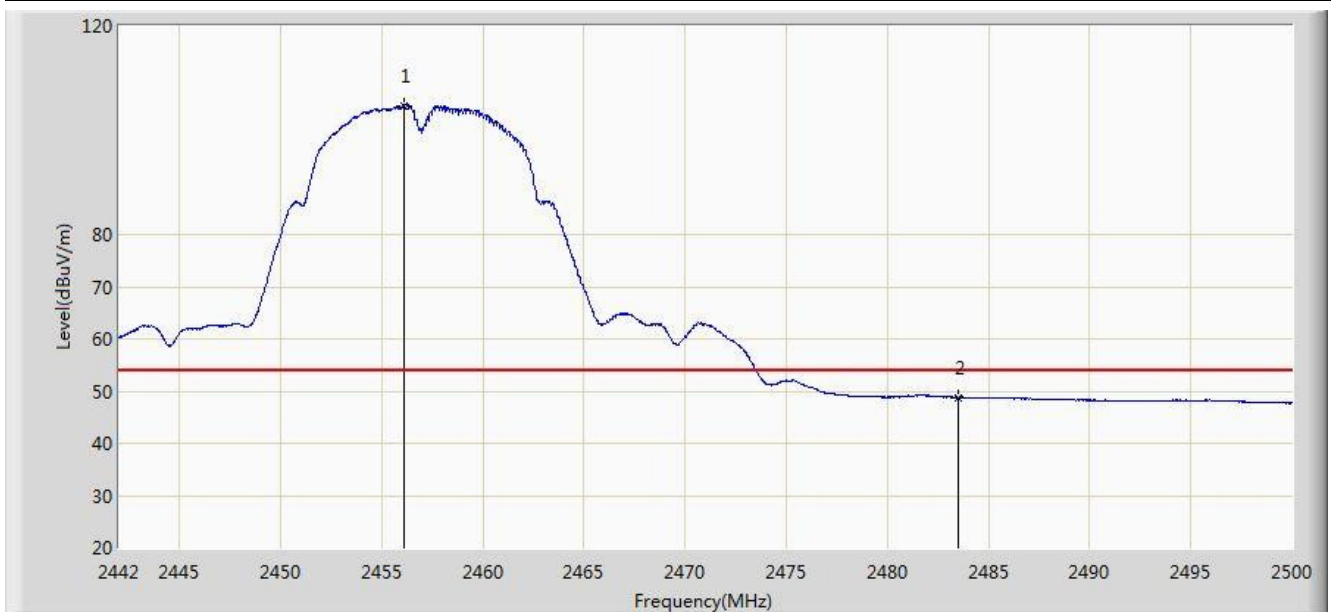


No	Flag	Mark	Frequency (MHz)	Measure Level (dBuV/m)	Reading Level (dBuV)	Over Limit (dB)	Limit (dBuV/m)	Factor (dB)	Type
1		*	2456.935	110.661	79.535	N/A	N/A	31.127	PK
2			2483.500	61.590	30.397	-12.410	74.000	31.194	PK

Note: Measure Level (dBuV/m) = Reading Level (dBuV) + Factor (dB)

Factor (dB) = Cable Loss (dB) + Antenna Factor (dB/m).

Site: AC1	Time: 2015/03/14 - 10:47
Limit: FCC_Part15.209_RE(3m)	Engineer: Roy Cheng
Probe: BBHA9120D_1-18GHz	Polarity: Vertical
EUT: WIFI dual band 4 GE LAN GPON HGU	Power: AC 120V/60Hz
Test Mode: Transmit at channel 2457MHz by 802.11b Ant 0	

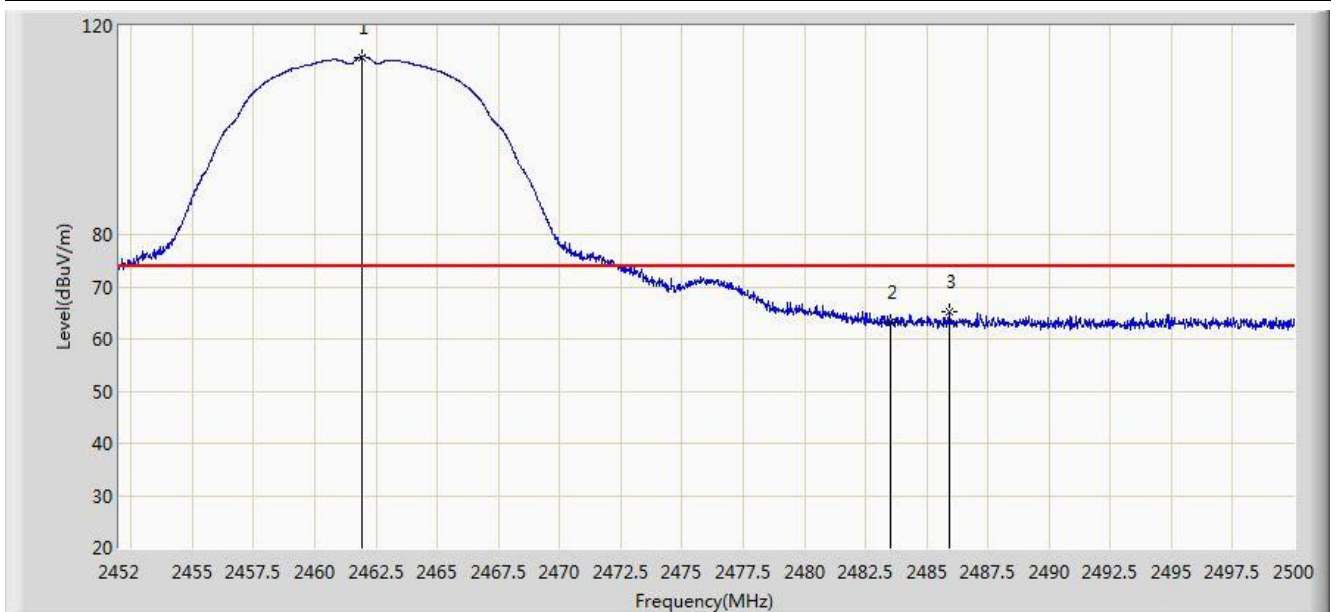


No	Flag	Mark	Frequency (MHz)	Measure Level (dBuV/m)	Reading Level (dBuV)	Over Limit (dB)	Limit (dBuV/m)	Factor (dB)	Type
1		*	2456.065	104.714	73.589	N/A	N/A	31.125	AV
2			2483.500	48.788	17.595	-5.212	54.000	31.194	AV

Note: Measure Level (dBuV/m) = Reading Level (dBuV) + Factor (dB)

Factor (dB) = Cable Loss (dB) + Antenna Factor (dB/m).

Site: AC1	Time: 2015/03/14 - 10:48
Limit: FCC_Part15.209_RE(3m)	Engineer: Roy Cheng
Probe: BBHA9120D_1-18GHz	Polarity: Horizontal
EUT: WIFI dual band 4 GE LAN GPON HGU	Power: AC 120V/60Hz
Test Mode: Transmit at channel 2462MHz by 802.11b Ant 0	



No	Flag	Mark	Frequency (MHz)	Measure Level (dBuV/m)	Reading Level (dBuV)	Over Limit (dB)	Limit (dBuV/m)	Factor (dB)	Type
1		*	2461.912	114.043	82.908	N/A	N/A	31.135	PK
2			2483.500	63.333	32.140	-10.667	74.000	31.194	PK
3			2485.912	65.296	34.096	-8.704	74.000	31.200	PK

Note: Measure Level (dBuV/m) = Reading Level (dBuV) + Factor (dB)

Factor (dB) = Cable Loss (dB) + Antenna Factor (dB/m).

Site: AC1	Time: 2015/03/14 - 10:50
Limit: FCC_Part15.209_RE(3m)	Engineer: Roy Cheng
Probe: BBHA9120D_1-18GHz	Polarity: Horizontal
EUT: WIFI dual band 4 GE LAN GPON HGU	Power: AC 120V/60Hz
Test Mode: Transmit at channel 2462MHz by 802.11b Ant 0	

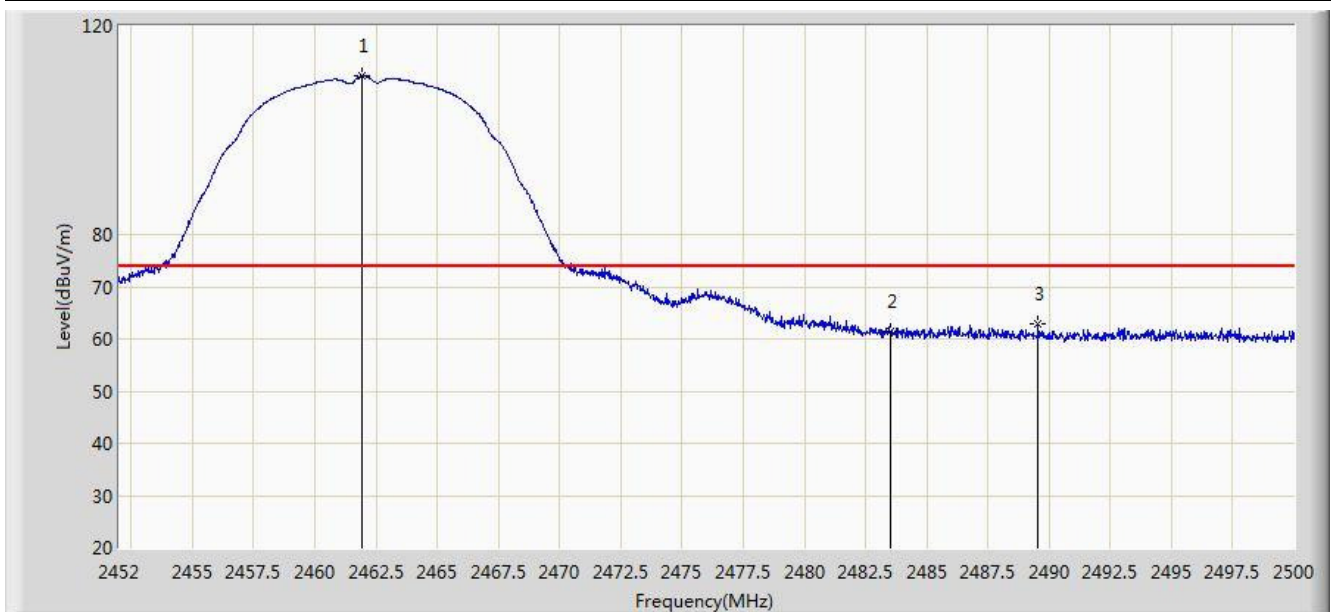


No	Flag	Mark	Frequency (MHz)	Measure Level (dBuV/m)	Reading Level (dBuV)	Over Limit (dB)	Limit (dBuV/m)	Factor (dB)	Type
1		*	2461.240	108.250	77.116	N/A	N/A	31.134	AV
2			2483.500	50.165	18.972	-3.835	54.000	31.194	AV

Note: Measure Level (dBuV/m) = Reading Level (dBuV) + Factor (dB)

Factor (dB) = Cable Loss (dB) + Antenna Factor (dB/m).

Site: AC1	Time: 2015/03/14 - 10:50
Limit: FCC_Part15.209_RE(3m)	Engineer: Roy Cheng
Probe: BBHA9120D_1-18GHz	Polarity: Vertical
EUT: WIFI dual band 4 GE LAN GPON HGU	Power: AC 120V/60Hz
Test Mode: Transmit at channel 2462MHz by 802.11b Ant 0	



No	Flag	Mark	Frequency (MHz)	Measure Level (dBuV/m)	Reading Level (dBuV)	Over Limit (dB)	Limit (dBuV/m)	Factor (dB)	Type
1		*	2461.912	110.327	79.192	N/A	N/A	31.135	PK
2			2483.500	61.455	30.262	-12.545	74.000	31.194	PK
3			2489.560	62.940	31.731	-11.060	74.000	31.210	PK

Note: Measure Level (dB μ V/m) = Reading Level (dB μ V) + Factor (dB)

Factor (dB) = Cable Loss (dB) + Antenna Factor (dB/m).

Site: AC1	Time: 2015/03/14 - 10:51
Limit: FCC_Part15.209_RE(3m)	Engineer: Roy Cheng
Probe: BBHA9120D_1-18GHz	Polarity: Vertical
EUT: WIFI dual band 4 GE LAN GPON HGU	Power: AC 120V/60Hz
Test Mode: Transmit at channel 2462MHz by 802.11b Ant 0	

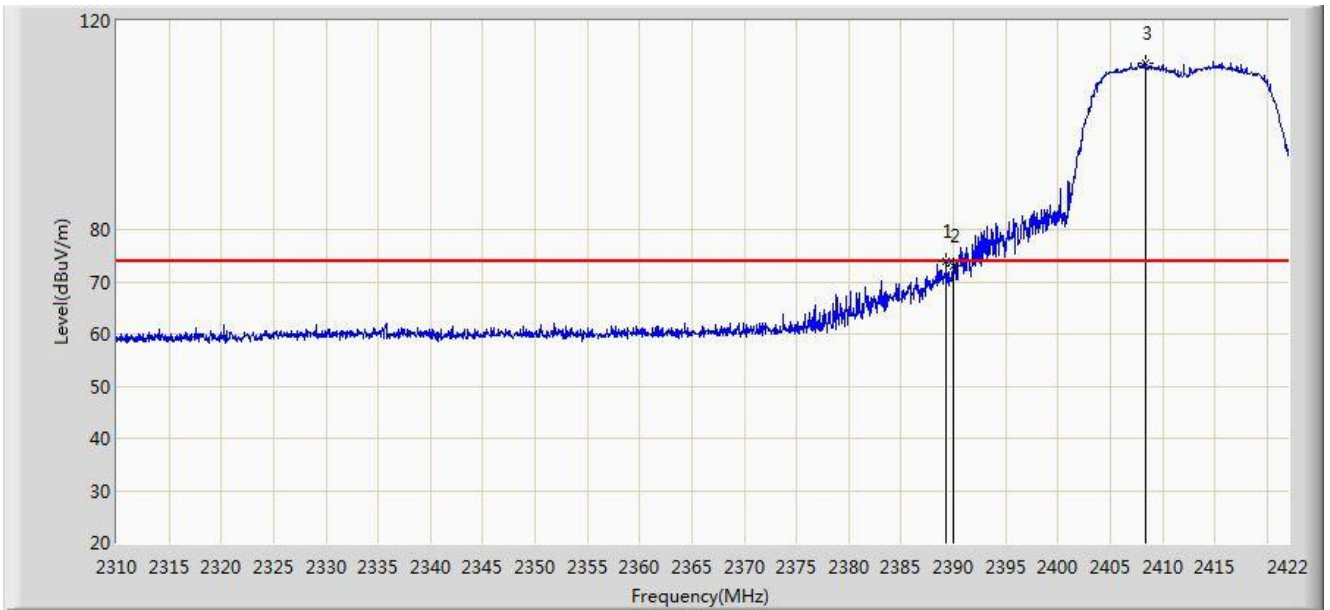


No	Flag	Mark	Frequency (MHz)	Measure Level (dBuV/m)	Reading Level (dBuV)	Over Limit (dB)	Limit (dBuV/m)	Factor (dB)	Type
1		*	2461.192	104.428	73.294	N/A	N/A	31.134	AV
2			2483.500	49.218	18.025	-4.782	54.000	31.194	AV

Note: Measure Level (dBuV/m) = Reading Level (dBuV) + Factor (dB)

Factor (dB) = Cable Loss (dB) + Antenna Factor (dB/m).

Site: AC1	Time: 2015/03/14 - 10:52
Limit: FCC_Part15.209_RE(3m)	Engineer: Roy Cheng
Probe: BBHA9120D_1-18GHz	Polarity: Horizontal
EUT: WIFI dual band 4 GE LAN GPON HGU	Power: AC 120V/60Hz
Test Mode: Transmit at channel 2412MHz by 802.11g Ant 0	

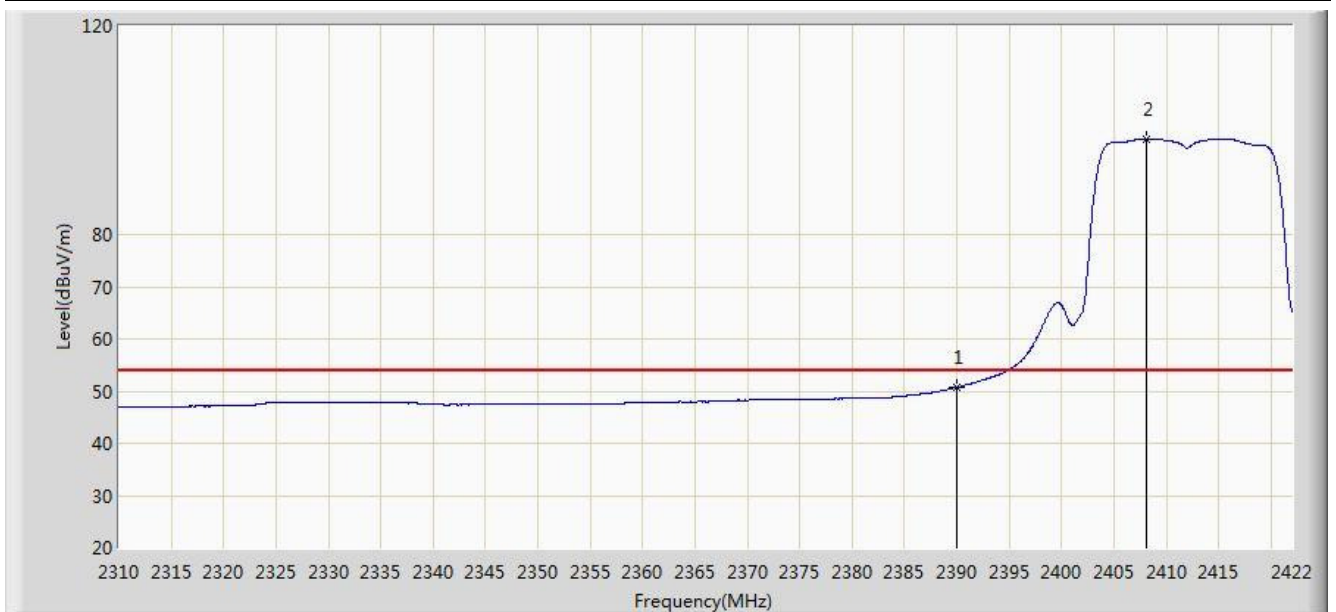


No	Flag	Mark	Frequency (MHz)	Measure Level (dBuV/m)	Reading Level (dBuV)	Over Limit (dB)	Limit (dBuV/m)	Factor (dB)	Type
1			2389.352	73.836	42.632	-0.164	74.000	31.203	PK
2			2390.000	72.926	41.723	-1.074	74.000	31.203	PK
3		*	2408.336	111.968	80.793	N/A	N/A	31.175	PK

Note: Measure Level (dBuV/m) = Reading Level (dBuV) + Factor (dB)

Factor (dB) = Cable Loss (dB) + Antenna Factor (dB/m).

Site: AC1	Time: 2015/03/14 - 10:53
Limit: FCC_Part15.209_RE(3m)	Engineer: Roy Cheng
Probe: BBHA9120D_1-18GHz	Polarity: Horizontal
EUT: WIFI dual band 4 GE LAN GPON HGU	Power: AC 120V/60Hz
Test Mode: Transmit at channel 2412MHz by 802.11g Ant 0	

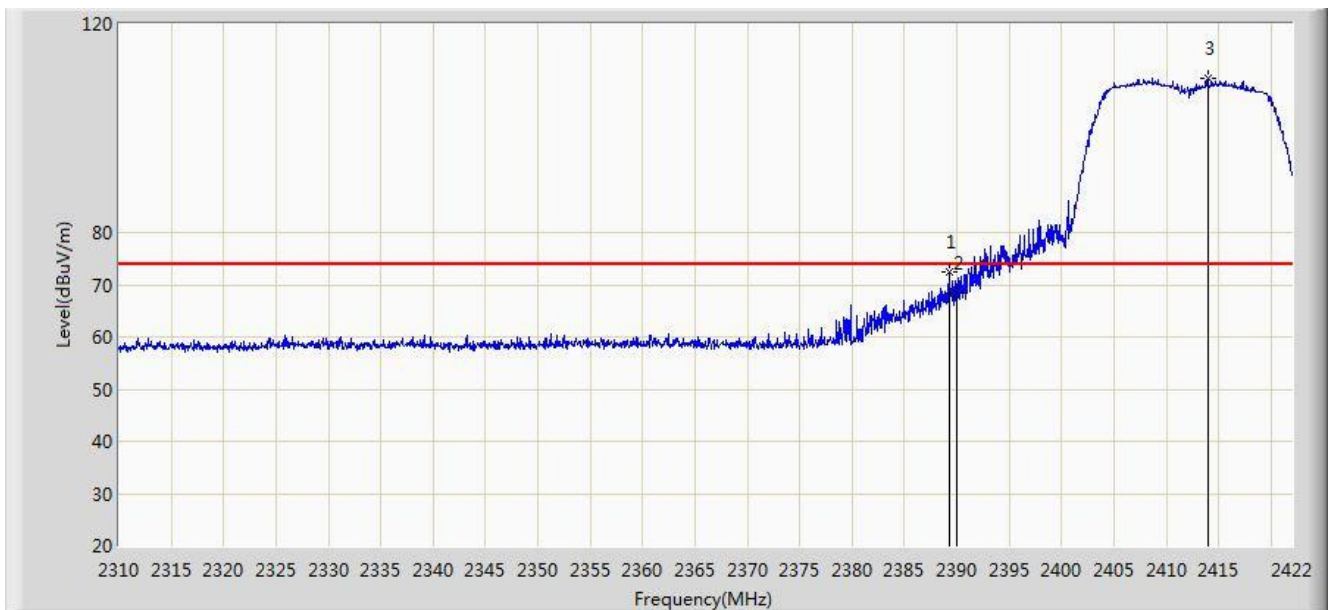


No	Flag	Mark	Frequency (MHz)	Measure Level (dBuV/m)	Reading Level (dBuV)	Over Limit (dB)	Limit (dBuV/m)	Factor (dB)	Type
1			2390.000	50.725	19.522	-3.275	54.000	31.203	AV
2		*	2408.168	98.375	67.200	N/A	N/A	31.175	AV

Note: Measure Level (dB μ V/m) = Reading Level (dB μ V) + Factor (dB)

Factor (dB) = Cable Loss (dB) + Antenna Factor (dB/m).

Site: AC1	Time: 2015/03/14 - 10:54
Limit: FCC_Part15.209_RE(3m)	Engineer: Roy Cheng
Probe: BBHA9120D_1-18GHz	Polarity: Vertical
EUT: WIFI dual band 4 GE LAN GPON HGU	Power: AC 120V/60Hz
Test Mode: Transmit at channel 2412MHz by 802.11g Ant 0	

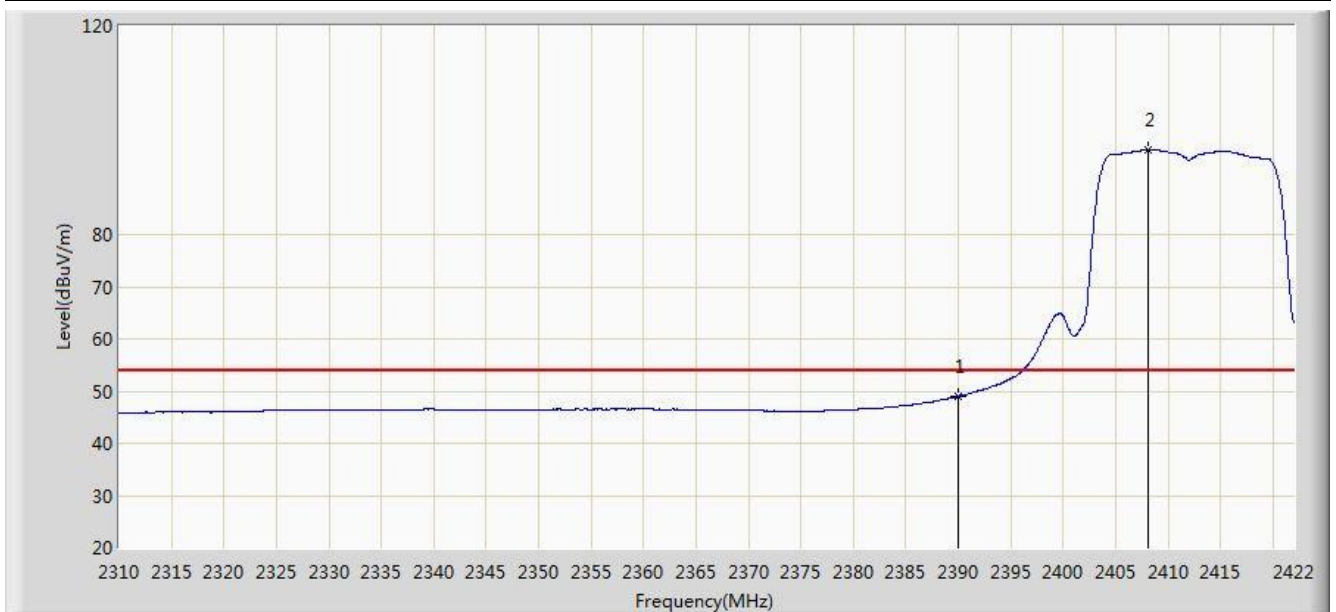


No	Flag	Mark	Frequency (MHz)	Measure Level (dBuV/m)	Reading Level (dBuV)	Over Limit (dB)	Limit (dBuV/m)	Factor (dB)	Type
1			2389.240	72.562	41.358	-1.438	74.000	31.204	PK
2			2390.000	68.469	37.266	-5.531	74.000	31.203	PK
3		*	2413.936	109.455	78.289	N/A	N/A	31.166	PK

Note: Measure Level (dB μ V/m) = Reading Level (dB μ V) + Factor (dB)

Factor (dB) = Cable Loss (dB) + Antenna Factor (dB/m).

Site: AC1	Time: 2015/03/14 - 10:55
Limit: FCC_Part15.209_RE(3m)	Engineer: Roy Cheng
Probe: BBHA9120D_1-18GHz	Polarity: Vertical
EUT: WIFI dual band 4 GE LAN GPON HGU	Power: AC 120V/60Hz
Test Mode: Transmit at channel 2412MHz by 802.11g Ant 0	

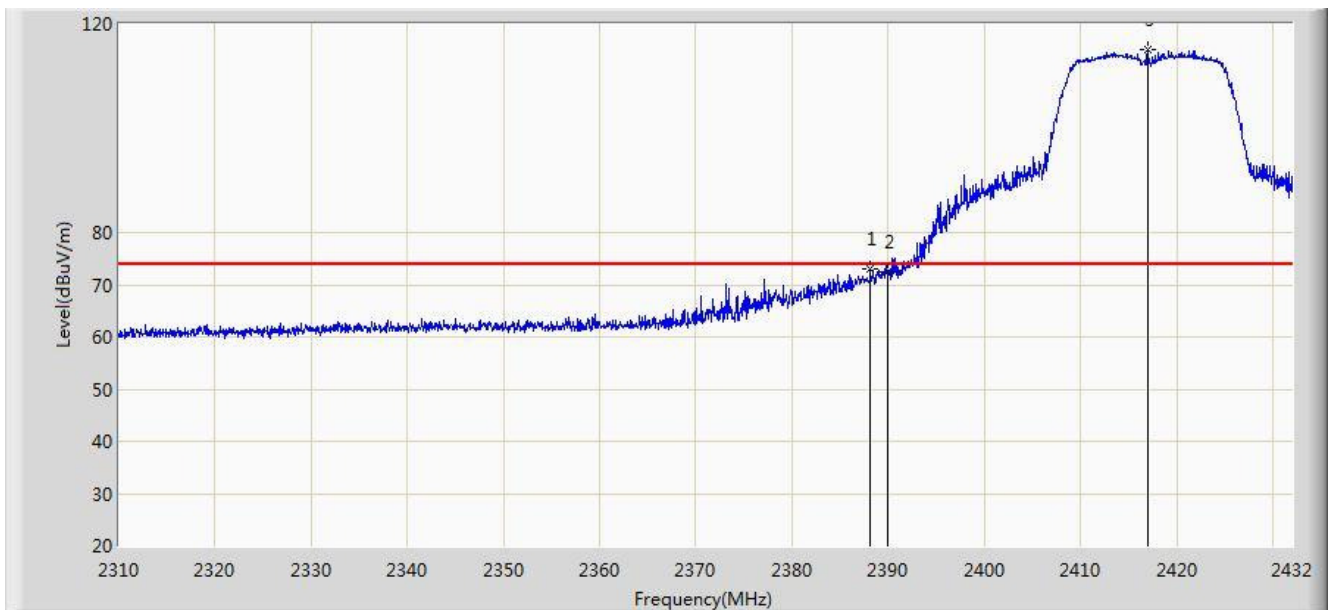


No	Flag	Mark	Frequency (MHz)	Measure Level (dBuV/m)	Reading Level (dBuV)	Over Limit (dB)	Limit (dBuV/m)	Factor (dB)	Type
1			2390.000	48.997	17.794	-5.003	54.000	31.203	AV
2		*	2408.168	96.200	65.025	N/A	N/A	31.175	AV

Note: Measure Level (dBuV/m) = Reading Level (dBuV) + Factor (dB)

Factor (dB) = Cable Loss (dB) + Antenna Factor (dB/m).

Site: AC1	Time: 2015/03/14 - 10:56
Limit: FCC_Part15.209_RE(3m)	Engineer: Roy Cheng
Probe: BBHA9120D_1-18GHz	Polarity: Horizontal
EUT: WIFI dual band 4 GE LAN GPON HGU	Power: AC 120V/60Hz
Test Mode: Transmit at channel 2417MHz by 802.11g Ant 0	

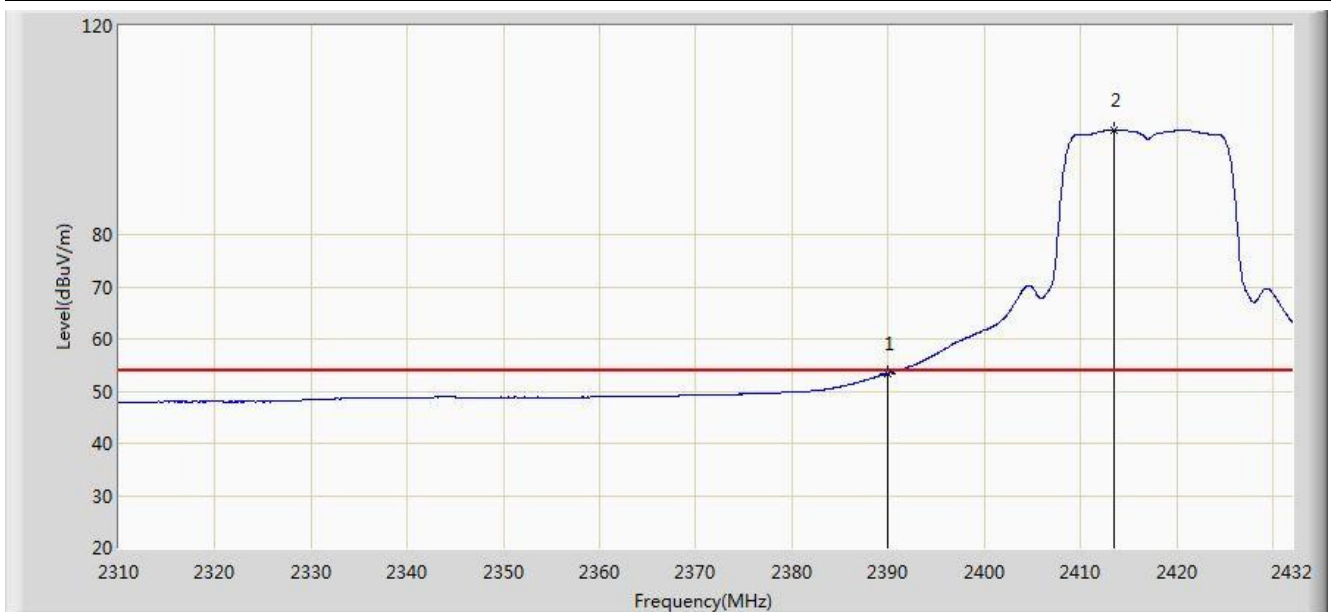


No	Flag	Mark	Frequency (MHz)	Measure Level (dBuV/m)	Reading Level (dBuV)	Over Limit (dB)	Limit (dBuV/m)	Factor (dB)	Type
1			2388.141	73.110	41.904	-0.890	74.000	31.207	PK
2			2390.000	72.410	41.207	-1.590	74.000	31.203	PK
3		*	2416.994	115.082	83.921	N/A	N/A	31.161	PK

Note: Measure Level (dBuV/m) = Reading Level (dBuV) + Factor (dB)

Factor (dB) = Cable Loss (dB) + Antenna Factor (dB/m).

Site: AC1	Time: 2015/03/14 - 11:02
Limit: FCC_Part15.209_RE(3m)	Engineer: Roy Cheng
Probe: BBHA9120D_1-18GHz	Polarity: Horizontal
EUT: WIFI dual band 4 GE LAN GPON HGU	Power: AC 120V/60Hz
Test Mode: Transmit at channel 2417MHz by 802.11g Ant 0	

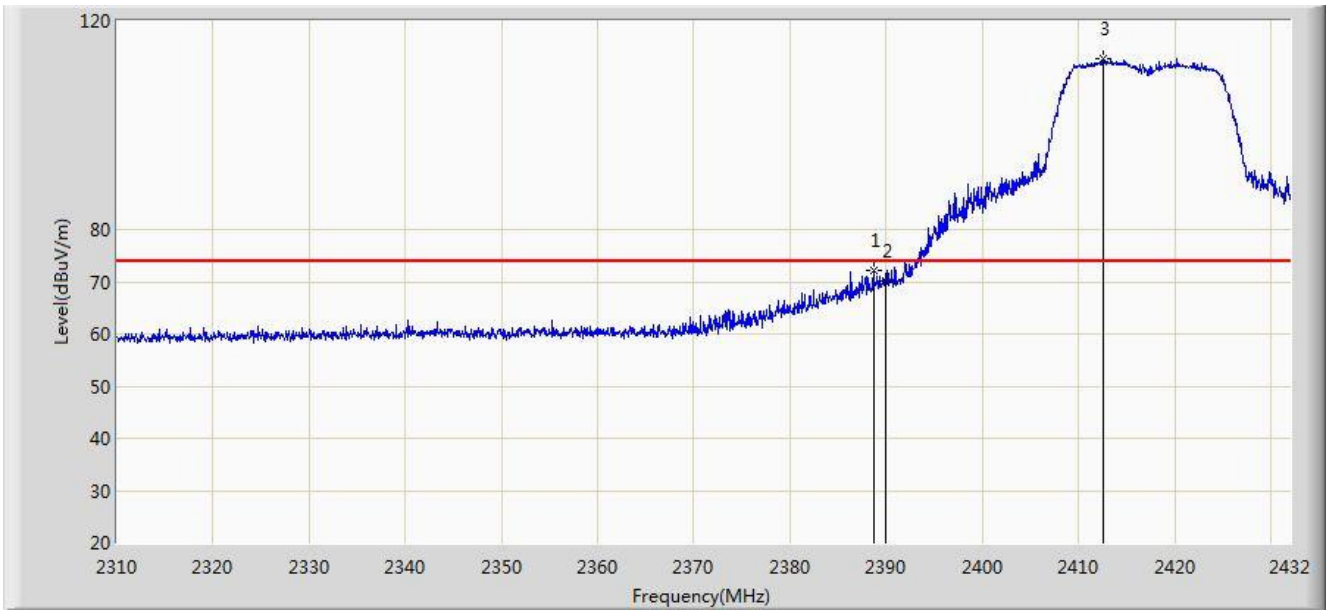


No	Flag	Mark	Frequency (MHz)	Measure Level (dBuV/m)	Reading Level (dBuV)	Over Limit (dB)	Limit (dBuV/m)	Factor (dB)	Type
1			2390.000	53.381	22.178	-0.619	54.000	31.203	AV
2		*	2413.517	100.052	68.885	N/A	N/A	31.167	AV

Note: Measure Level (dBuV/m) = Reading Level (dBuV) + Factor (dB)

Factor (dB) = Cable Loss (dB) + Antenna Factor (dB/m).

Site: AC1	Time: 2015/03/14 - 11:03
Limit: FCC_Part15.209_RE(3m)	Engineer: Roy Cheng
Probe: BBHA9120D_1-18GHz	Polarity: Vertical
EUT: WIFI dual band 4 GE LAN GPON HGU	Power: AC 120V/60Hz
Test Mode: Transmit at channel 2417MHz by 802.11g Ant 0	

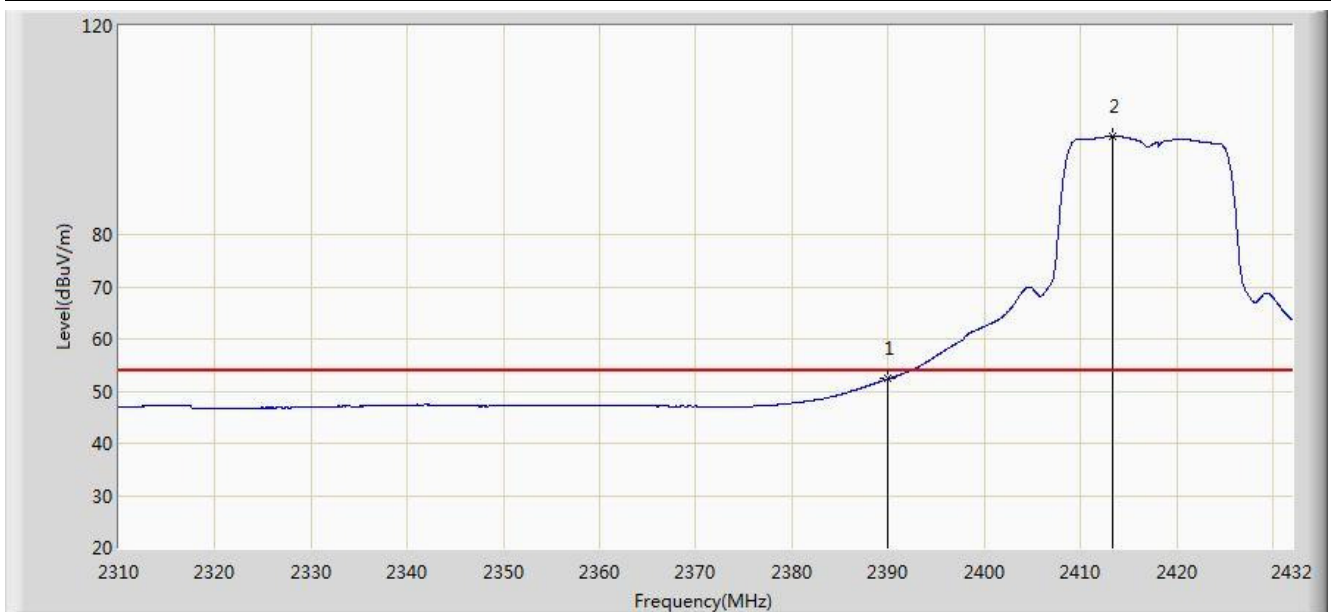


No	Flag	Mark	Frequency (MHz)	Measure Level (dBuV/m)	Reading Level (dBuV)	Over Limit (dB)	Limit (dBuV/m)	Factor (dB)	Type
1			2388.690	72.082	40.877	-1.918	74.000	31.205	PK
2			2390.000	70.174	38.971	-3.826	74.000	31.203	PK
3		*	2412.602	112.822	81.653	N/A	N/A	31.168	PK

Note: Measure Level (dBuV/m) = Reading Level (dBuV) + Factor (dB)

Factor (dB) = Cable Loss (dB) + Antenna Factor (dB/m).

Site: AC1	Time: 2015/03/14 - 11:05
Limit: FCC_Part15.209_RE(3m)	Engineer: Roy Cheng
Probe: BBHA9120D_1-18GHz	Polarity: Vertical
EUT: WIFI dual band 4 GE LAN GPON HGU	Power: AC 120V/60Hz
Test Mode: Transmit at channel 2417MHz by 802.11g Ant 0	

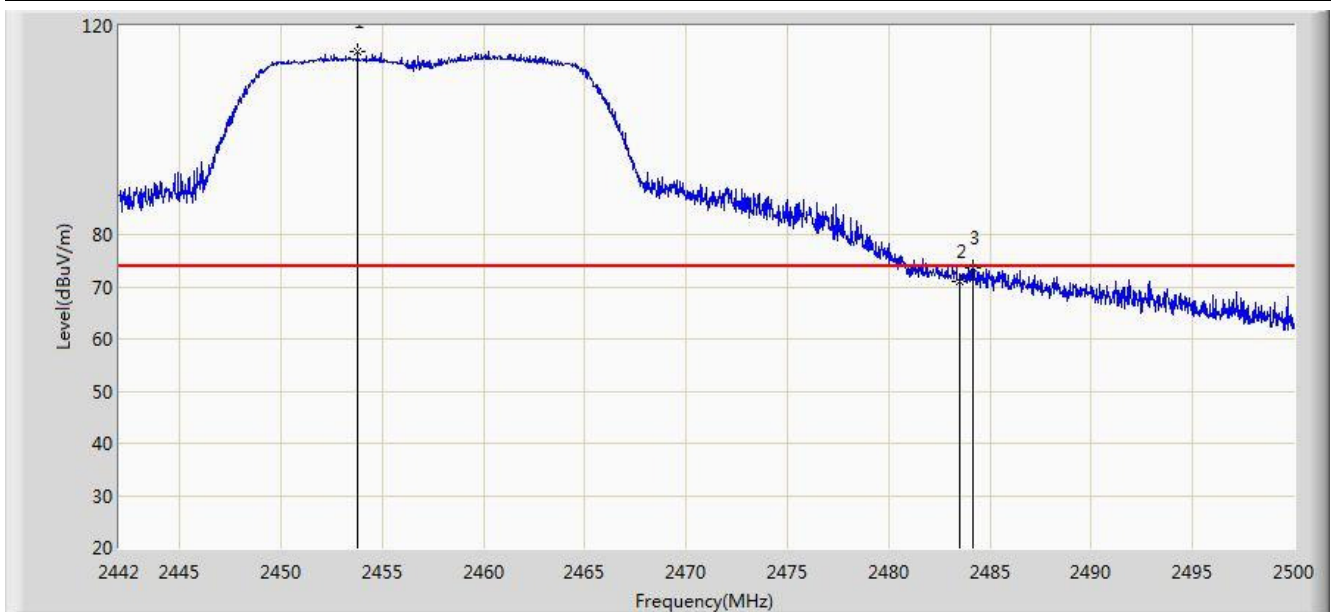


No	Flag	Mark	Frequency (MHz)	Measure Level (dBuV/m)	Reading Level (dBuV)	Over Limit (dB)	Limit (dBuV/m)	Factor (dB)	Type
1			2390.000	52.357	21.154	-1.643	54.000	31.203	AV
2		*	2413.334	98.875	67.708	N/A	N/A	31.168	AV

Note: Measure Level (dBuV/m) = Reading Level (dBuV) + Factor (dB)

Factor (dB) = Cable Loss (dB) + Antenna Factor (dB/m).

Site: AC1	Time: 2015/03/14 - 11:22
Limit: FCC_Part15.209_RE(3m)	Engineer: Roy Cheng
Probe: BBHA9120D_1-18GHz	Polarity: Horizontal
EUT: WIFI dual band 4 GE LAN GPON HGU	Power: AC 120V/60Hz
Test Mode: Transmit at channel 2457MHz by 802.11g Ant 0	

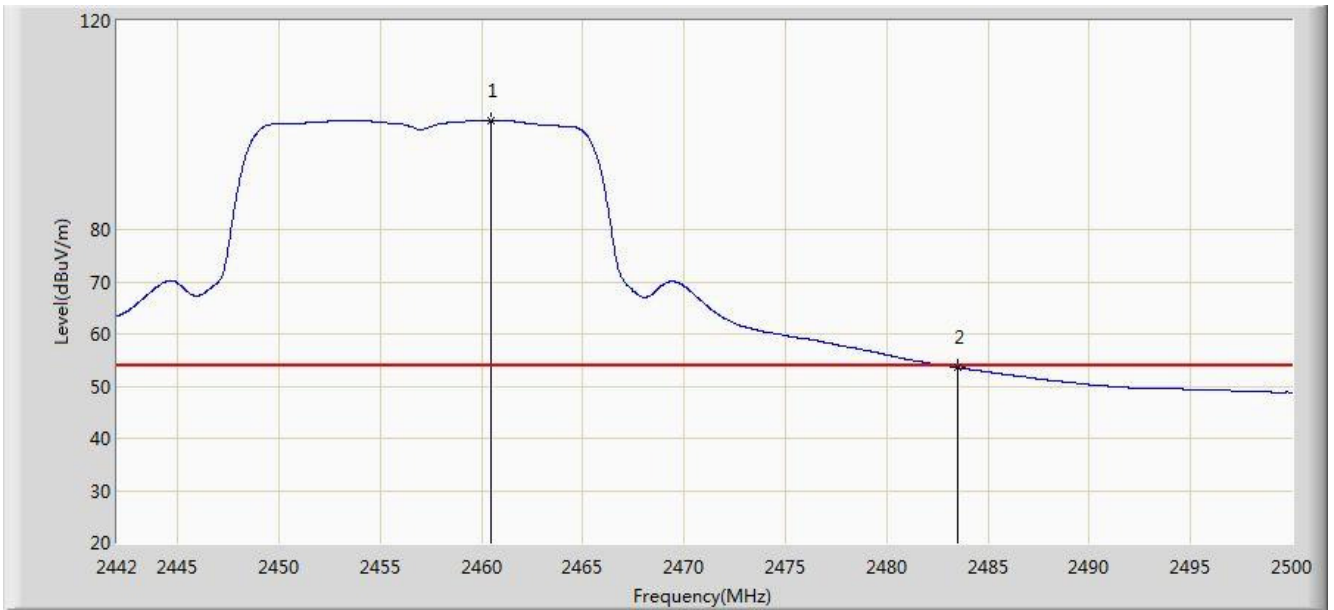


No	Flag	Mark	Frequency (MHz)	Measure Level (dBuV/m)	Reading Level (dBuV)	Over Limit (dB)	Limit (dBuV/m)	Factor (dB)	Type
1		*	2453.774	114.958	83.837	N/A	N/A	31.121	PK
2			2483.500	70.918	39.725	-3.082	74.000	31.194	PK
3			2484.166	73.654	42.459	-0.346	74.000	31.195	PK

Note: Measure Level (dBuV/m) = Reading Level (dBuV) + Factor (dB)

Factor (dB) = Cable Loss (dB) + Antenna Factor (dB/m).

Site: AC1	Time: 2015/03/14 - 11:24
Limit: FCC_Part15.209_RE(3m)	Engineer: Roy Cheng
Probe: BBHA9120D_1-18GHz	Polarity: Horizontal
EUT: WIFI dual band 4 GE LAN GPON HGU	Power: AC 120V/60Hz
Test Mode: Transmit at channel 2457MHz by 802.11g Ant 0	

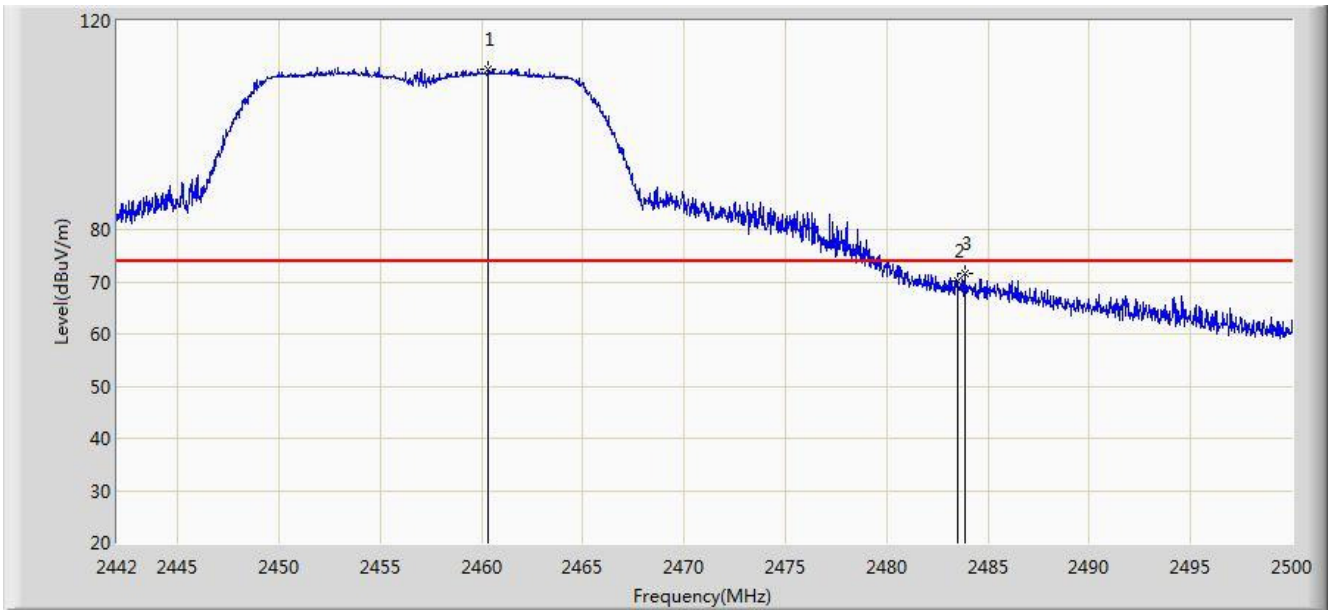


No	Flag	Mark	Frequency (MHz)	Measure Level (dBuV/m)	Reading Level (dBuV)	Over Limit (dB)	Limit (dBuV/m)	Factor (dB)	Type
1		*	2460.473	100.981	69.848	N/A	N/A	31.133	AV
2			2483.500	53.509	22.316	-0.491	54.000	31.194	AV

Note: Measure Level (dBuV/m) = Reading Level (dBuV) + Factor (dB)

Factor (dB) = Cable Loss (dB) + Antenna Factor (dB/m).

Site: AC1	Time: 2015/03/14 - 11:25
Limit: FCC_Part15.209_RE(3m)	Engineer: Roy Cheng
Probe: BBHA9120D_1-18GHz	Polarity: Vertical
EUT: WIFI dual band 4 GE LAN GPON HGU	Power: AC 120V/60Hz
Test Mode: Transmit at channel 2457MHz by 802.11g Ant 0	

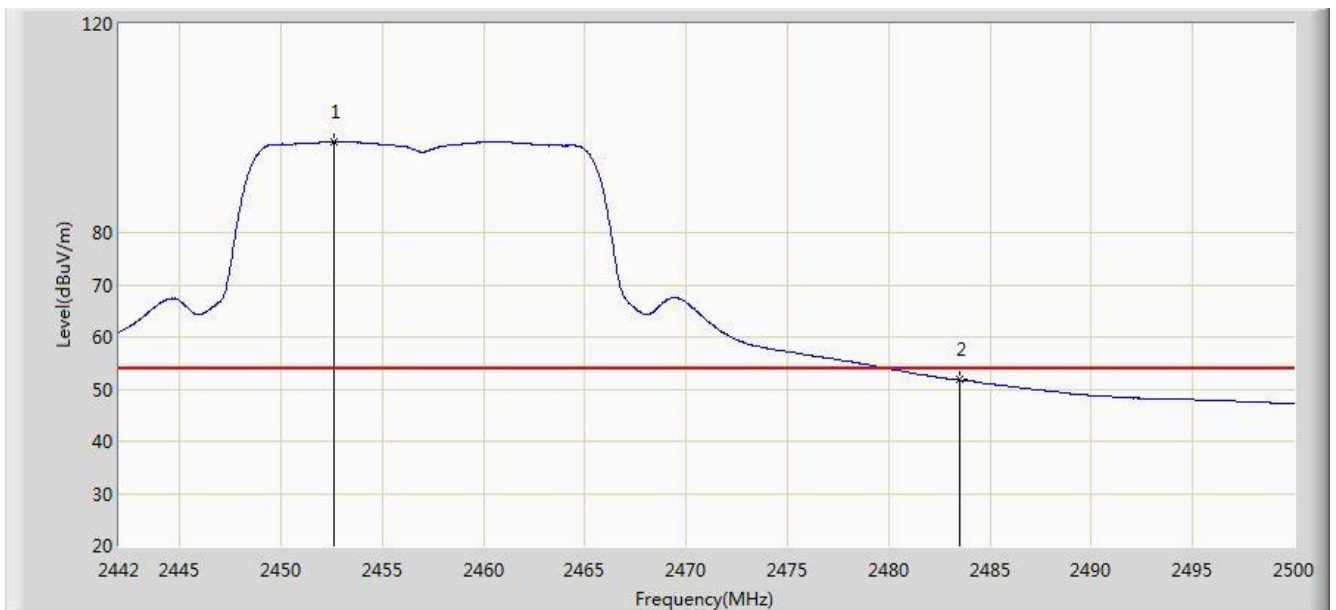


No	Flag	Mark	Frequency (MHz)	Measure Level (dBuV/m)	Reading Level (dBuV)	Over Limit (dB)	Limit (dBuV/m)	Factor (dB)	Type
1		*	2460.328	110.847	79.715	N/A	N/A	31.133	PK
2			2483.500	70.100	38.907	-3.900	74.000	31.194	PK
3			2483.847	71.647	40.453	-2.353	74.000	31.194	PK

Note: Measure Level (dBuV/m) = Reading Level (dBuV) + Factor (dB)

Factor (dB) = Cable Loss (dB) + Antenna Factor (dB/m).

Site: AC1	Time: 2015/03/14 - 11:26
Limit: FCC_Part15.209_RE(3m)	Engineer: Roy Cheng
Probe: BBHA9120D_1-18GHz	Polarity: Vertical
EUT: WIFI dual band 4 GE LAN GPON HGU	Power: AC 120V/60Hz
Test Mode: Transmit at channel 2457MHz by 802.11g Ant 0	

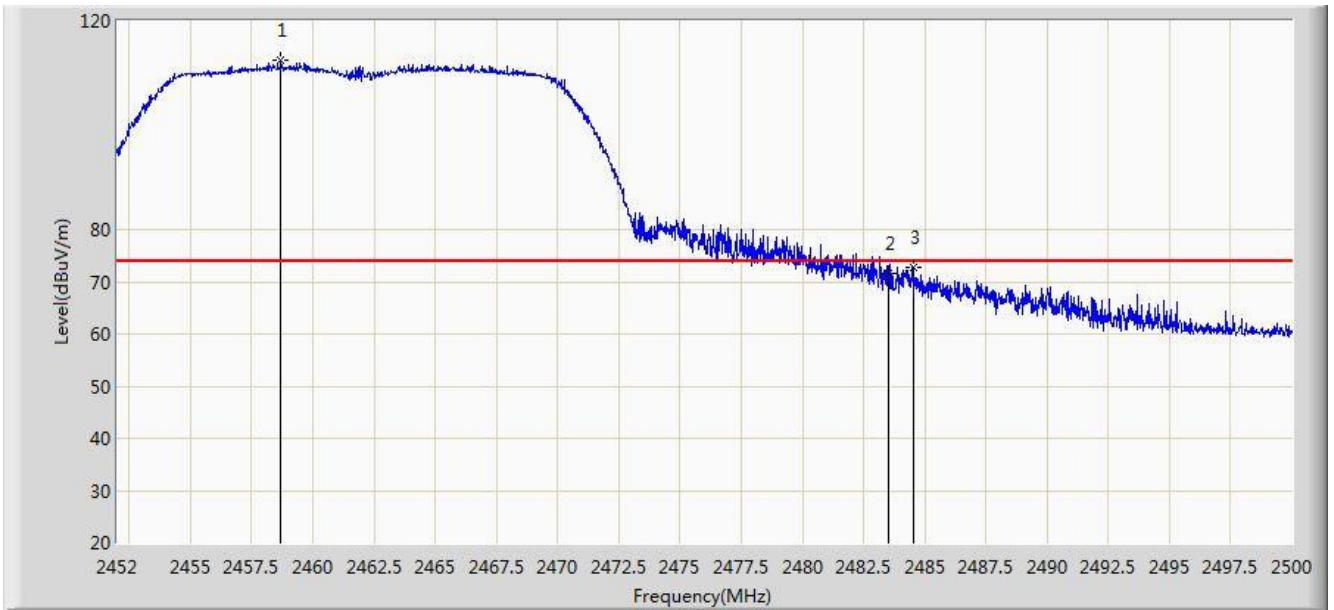


No	Flag	Mark	Frequency (MHz)	Measure Level (dBuV/m)	Reading Level (dBuV)	Over Limit (dB)	Limit (dBuV/m)	Factor (dB)	Type
1		*	2452.614	97.298	66.179	N/A	N/A	31.119	AV
2			2483.500	51.757	20.564	-2.243	54.000	31.194	AV

Note: Measure Level (dBuV/m) = Reading Level (dBuV) + Factor (dB)

Factor (dB) = Cable Loss (dB) + Antenna Factor (dB/m).

Site: AC1	Time: 2015/03/14 - 11:30
Limit: FCC_Part15.209_RE(3m)	Engineer: Roy Cheng
Probe: BBHA9120D_1-18GHz	Polarity: Horizontal
EUT: WIFI dual band 4 GE LAN GPON HGU	Power: AC 120V/60Hz
Test Mode: Transmit at channel 2462MHz by 802.11g Ant 0	

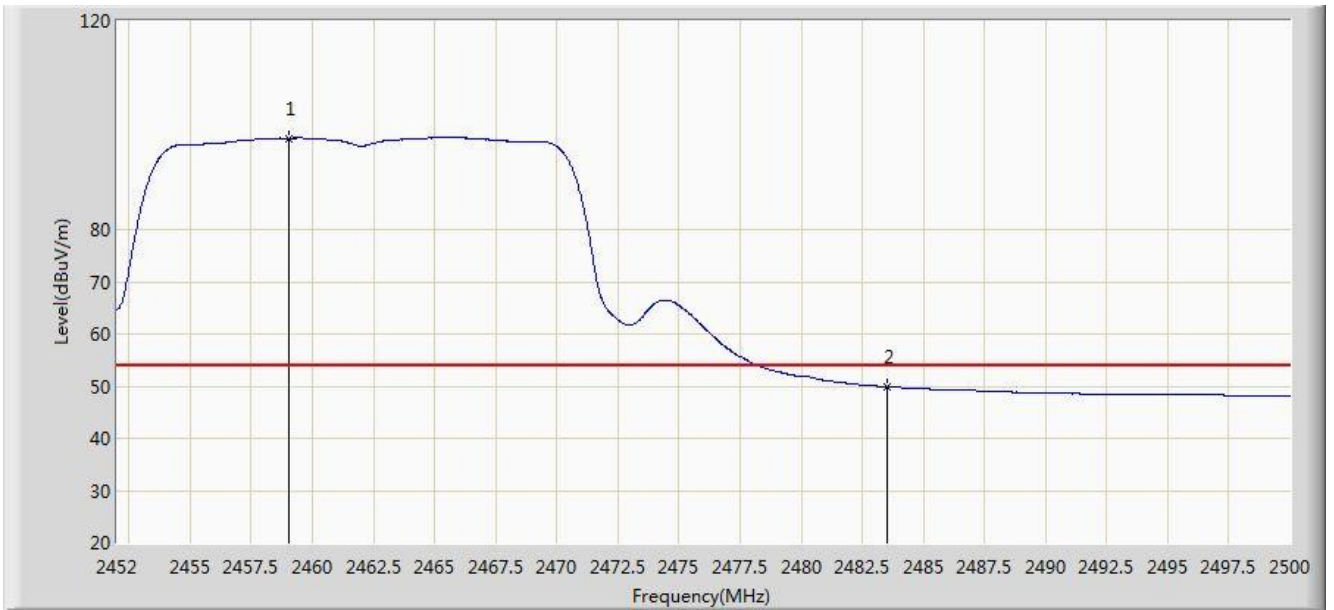


No	Flag	Mark	Frequency (MHz)	Measure Level (dBuV/m)	Reading Level (dBuV)	Over Limit (dB)	Limit (dBuV/m)	Factor (dB)	Type
1		*	2458.696	112.512	81.383	N/A	N/A	31.129	PK
2			2483.500	71.494	40.301	-2.506	74.000	31.194	PK
3			2484.568	72.801	41.605	-1.199	74.000	31.197	PK

Note: Measure Level (dBuV/m) = Reading Level (dBuV) + Factor (dB)

Factor (dB) = Cable Loss (dB) + Antenna Factor (dB/m).

Site: AC1	Time: 2015/03/14 - 11:31
Limit: FCC_Part15.209_RE(3m)	Engineer: Roy Cheng
Probe: BBHA9120D_1-18GHz	Polarity: Horizontal
EUT: WIFI dual band 4 GE LAN GPON HGU	Power: AC 120V/60Hz
Test Mode: Transmit at channel 2462MHz by 802.11g Ant 0	

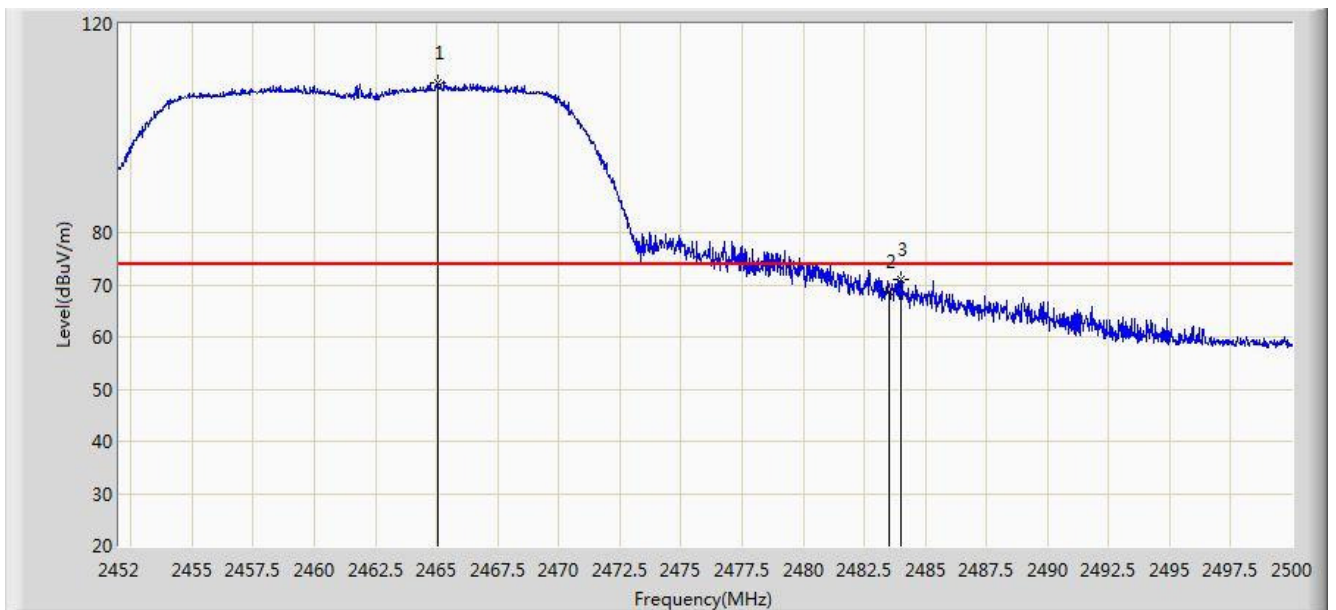


No	Flag	Mark	Frequency (MHz)	Measure Level (dBuV/m)	Reading Level (dBuV)	Over Limit (dB)	Limit (dBuV/m)	Factor (dB)	Type
1		*	2459.056	97.517	66.387	N/A	N/A	31.130	AV
2			2483.500	49.939	18.746	-4.061	54.000	31.194	AV

Note: Measure Level (dBuV/m) = Reading Level (dBuV) + Factor (dB)

Factor (dB) = Cable Loss (dB) + Antenna Factor (dB/m).

Site: AC1	Time: 2015/03/14 - 11:32
Limit: FCC_Part15.209_RE(3m)	Engineer: Roy Cheng
Probe: BBHA9120D_1-18GHz	Polarity: Vertical
EUT: WIFI dual band 4 GE LAN GPON HGU	Power: AC 120V/60Hz
Test Mode: Transmit at channel 2462MHz by 802.11g Ant 0	

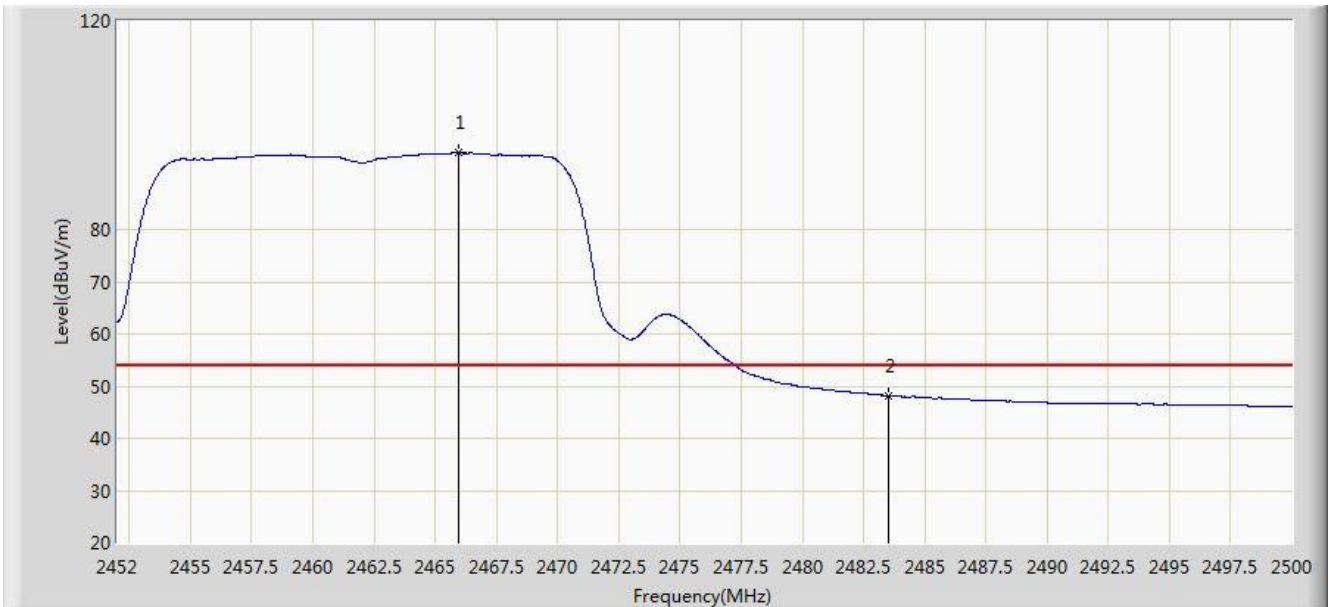


No	Flag	Mark	Frequency (MHz)	Measure Level (dBuV/m)	Reading Level (dBuV)	Over Limit (dB)	Limit (dBuV/m)	Factor (dB)	Type
1		*	2465.056	108.706	77.564	N/A	N/A	31.142	PK
2			2483.500	68.717	37.524	-5.283	74.000	31.194	PK
3			2484.016	71.064	39.869	-2.936	74.000	31.195	PK

Note: Measure Level (dBuV/m) = Reading Level (dBuV) + Factor (dB)

Factor (dB) = Cable Loss (dB) + Antenna Factor (dB/m).

Site: AC1	Time: 2015/03/14 - 11:33
Limit: FCC_Part15.209_RE(3m)	Engineer: Roy Cheng
Probe: BBHA9120D_1-18GHz	Polarity: Vertical
EUT: WIFI dual band 4 GE LAN GPON HGU	Power: AC 120V/60Hz
Test Mode: Transmit at channel 2462MHz by 802.11g Ant 0	

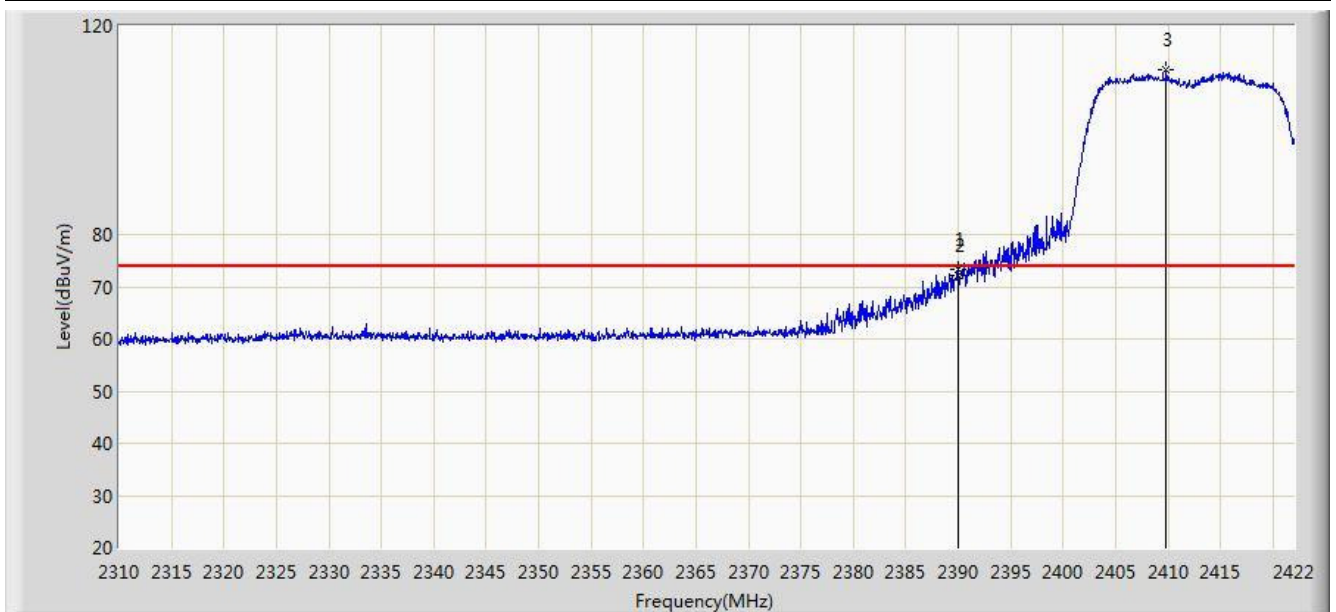


No	Flag	Mark	Frequency (MHz)	Measure Level (dBuV/m)	Reading Level (dBuV)	Over Limit (dB)	Limit (dBuV/m)	Factor (dB)	Type
1		*	2465.944	94.717	63.572	N/A	N/A	31.145	AV
2			2483.500	48.130	16.937	-5.870	54.000	31.194	AV

Note: Measure Level (dBuV/m) = Reading Level (dBuV) + Factor (dB)

Factor (dB) = Cable Loss (dB) + Antenna Factor (dB/m).

Site: AC1	Time: 2015/03/14 - 11:37
Limit: FCC_Part15.209_RE(3m)	Engineer: Roy Cheng
Probe: BBHA9120D_1-18GHz	Polarity: Horizontal
EUT: WIFI dual band 4 GE LAN GPON HGU	Power: AC 120V/60Hz
Test Mode: Transmit at channel 2412MHz by 802.11n-HT20 Ant 0	

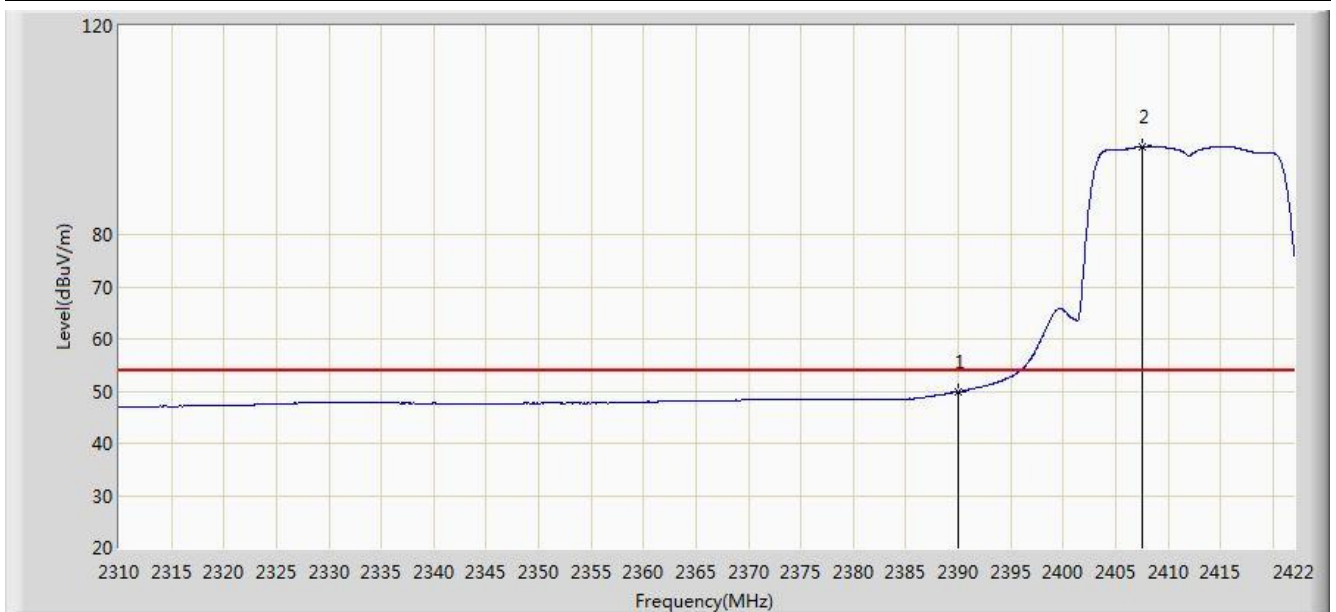


No	Flag	Mark	Frequency (MHz)	Measure Level (dBuV/m)	Reading Level (dBuV)	Over Limit (dB)	Limit (dBuV/m)	Factor (dB)	Type
1			2389.968	73.424	42.221	-0.576	74.000	31.203	PK
2			2390.000	72.305	41.102	-1.695	74.000	31.203	PK
3		*	2409.848	111.511	80.338	N/A	N/A	31.173	PK

Note: Measure Level (dBuV/m) = Reading Level (dBuV) + Factor (dB)

Factor (dB) = Cable Loss (dB) + Antenna Factor (dB/m).

Site: AC1	Time: 2015/03/14 - 11:38
Limit: FCC_Part15.209_RE(3m)	Engineer: Roy Cheng
Probe: BBHA9120D_1-18GHz	Polarity: Horizontal
EUT: WIFI dual band 4 GE LAN GPON HGU	Power: AC 120V/60Hz
Test Mode: Transmit at channel 2412MHz by 802.11n-HT20 Ant 0	

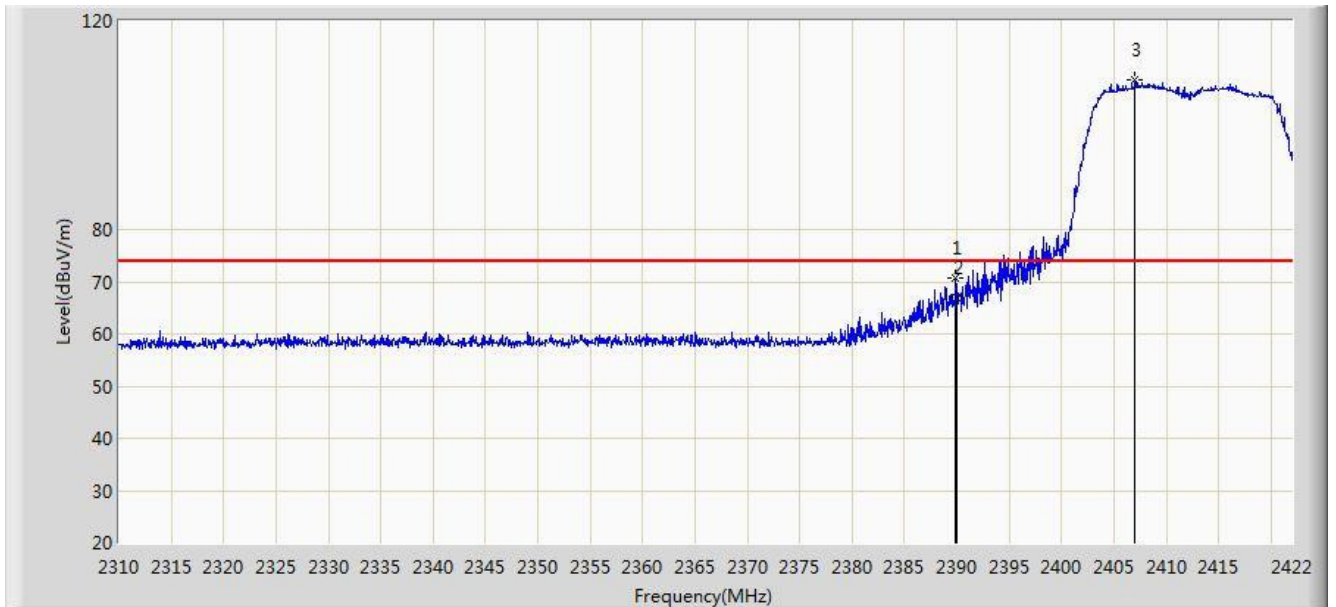


No	Flag	Mark	Frequency (MHz)	Measure Level (dBuV/m)	Reading Level (dBuV)	Over Limit (dB)	Limit (dBuV/m)	Factor (dB)	Type
1			2390.000	49.873	18.670	-4.127	54.000	31.203	AV
2		*	2407.496	96.914	65.738	N/A	N/A	31.176	AV

Note: Measure Level (dBuV/m) = Reading Level (dBuV) + Factor (dB)

Factor (dB) = Cable Loss (dB) + Antenna Factor (dB/m).

Site: AC1	Time: 2015/03/14 - 11:39
Limit: FCC_Part15.209_RE(3m)	Engineer: Roy Cheng
Probe: BBHA9120D_1-18GHz	Polarity: Vertical
EUT: WIFI dual band 4 GE LAN GPON HGU	Power: AC 120V/60Hz
Test Mode: Transmit at channel 2412MHz by 802.11n-HT20 Ant 0	

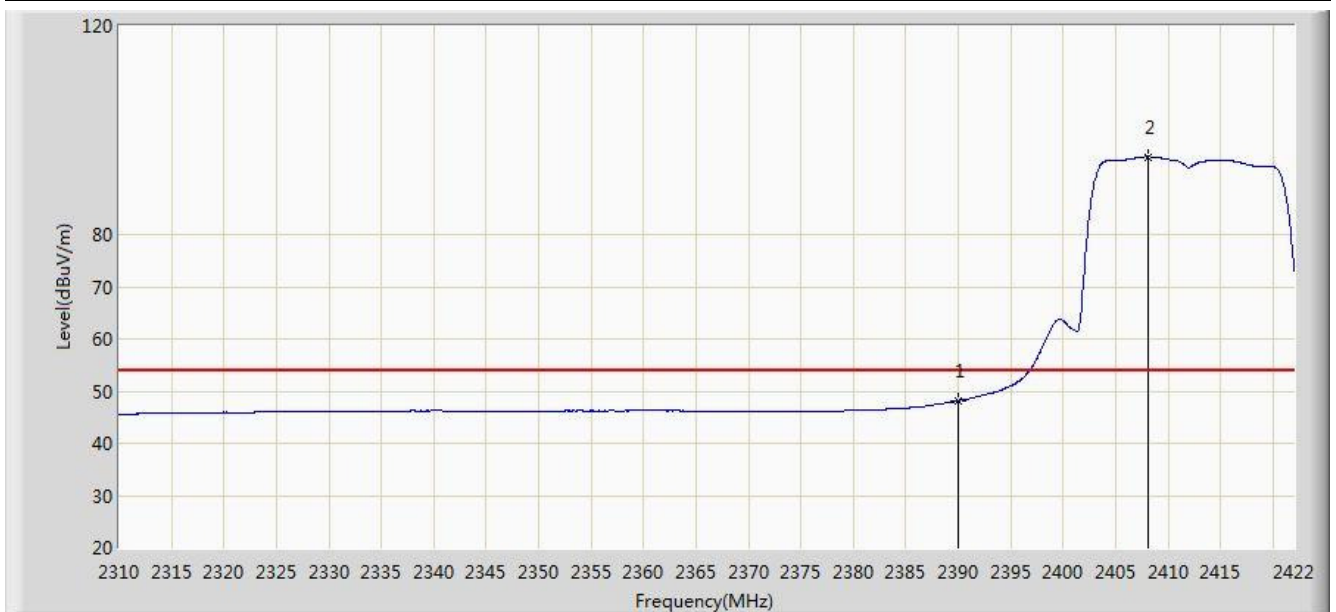


No	Flag	Mark	Frequency (MHz)	Measure Level (dBuV/m)	Reading Level (dBuV)	Over Limit (dB)	Limit (dBuV/m)	Factor (dB)	Type
1			2389.912	70.608	39.405	-3.392	74.000	31.203	PK
2			2390.000	66.886	35.683	-7.114	74.000	31.203	PK
3		*	2407.048	108.667	77.490	N/A	N/A	31.177	PK

Note: Measure Level (dBuV/m) = Reading Level (dBuV) + Factor (dB)

Factor (dB) = Cable Loss (dB) + Antenna Factor (dB/m).

Site: AC1	Time: 2015/03/14 - 11:40
Limit: FCC_Part15.209_RE(3m)	Engineer: Roy Cheng
Probe: BBHA9120D_1-18GHz	Polarity: Vertical
EUT: WIFI dual band 4 GE LAN GPON HGU	Power: AC 120V/60Hz
Test Mode: Transmit at channel 2412MHz by 802.11n-HT20 Ant 0	

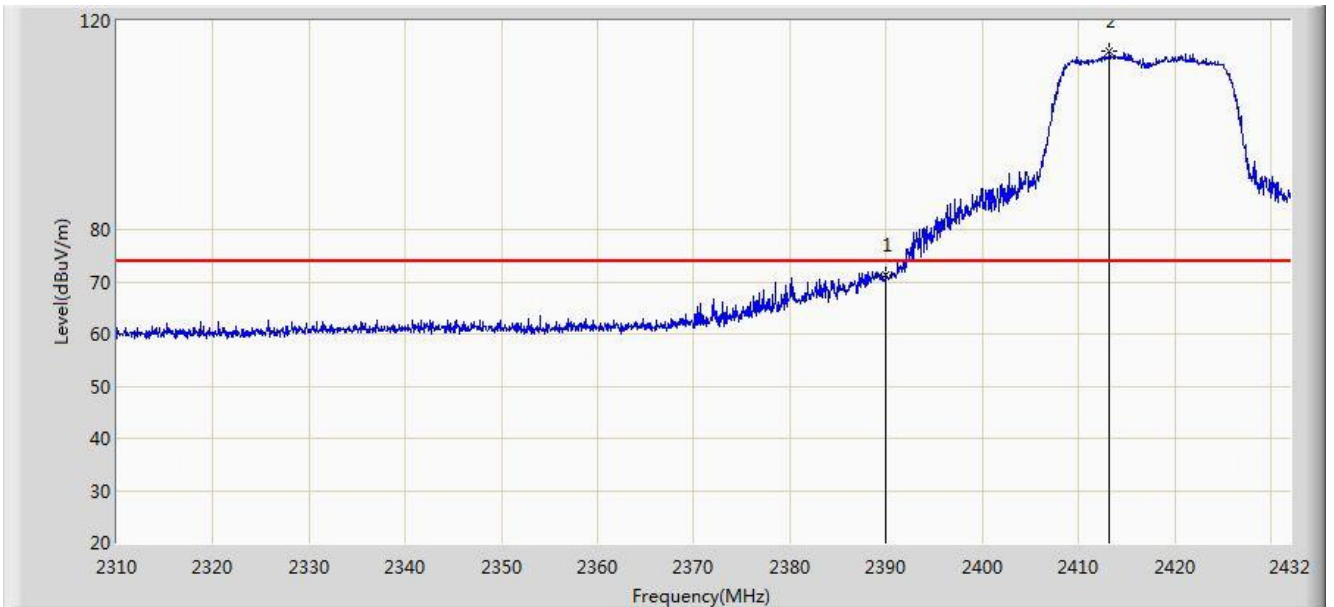


No	Flag	Mark	Frequency (MHz)	Measure Level (dBuV/m)	Reading Level (dBuV)	Over Limit (dB)	Limit (dBuV/m)	Factor (dB)	Type
1			2390.000	48.179	16.976	-5.821	54.000	31.203	AV
2		*	2408.168	94.921	63.746	N/A	N/A	31.175	AV

Note: Measure Level (dBuV/m) = Reading Level (dBuV) + Factor (dB)

Factor (dB) = Cable Loss (dB) + Antenna Factor (dB/m).

Site: AC1	Time: 2015/03/14 - 11:41
Limit: FCC_Part15.209_RE(3m)	Engineer: Roy Cheng
Probe: BBHA9120D_1-18GHz	Polarity: Horizontal
EUT: WIFI dual band 4 GE LAN GPON HGU	Power: AC 120V/60Hz
Test Mode: Transmit at channel 2417MHz by 802.11n-HT20 Ant 0	

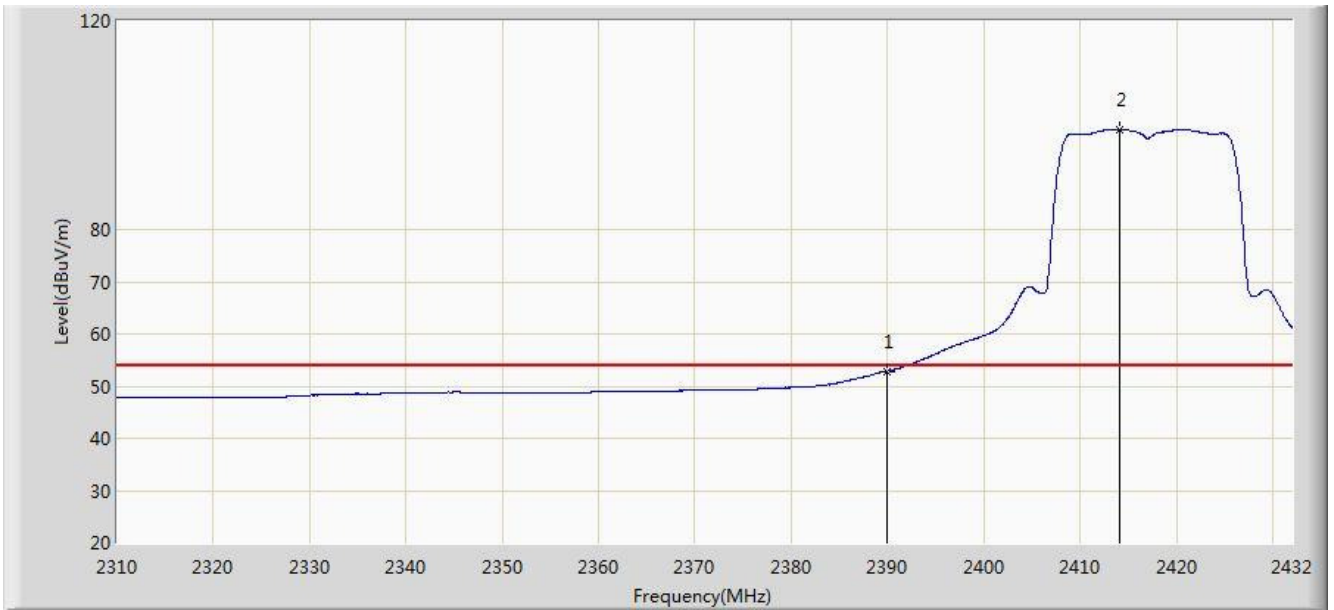


No	Flag	Mark	Frequency (MHz)	Measure Level (dBuV/m)	Reading Level (dBuV)	Over Limit (dB)	Limit (dBuV/m)	Factor (dB)	Type
1			2390.000	71.198	39.995	-2.802	74.000	31.203	PK
2		*	2413.212	114.182	83.015	N/A	N/A	31.167	PK

Note: Measure Level (dBuV/m) = Reading Level (dBuV) + Factor (dB)

Factor (dB) = Cable Loss (dB) + Antenna Factor (dB/m).

Site: AC1	Time: 2015/03/14 - 11:43
Limit: FCC_Part15.209_RE(3m)	Engineer: Roy Cheng
Probe: BBHA9120D_1-18GHz	Polarity: Horizontal
EUT: WIFI dual band 4 GE LAN GPON HGU	Power: AC 120V/60Hz
Test Mode: Transmit at channel 2417MHz by 802.11n-HT20 Ant 0	

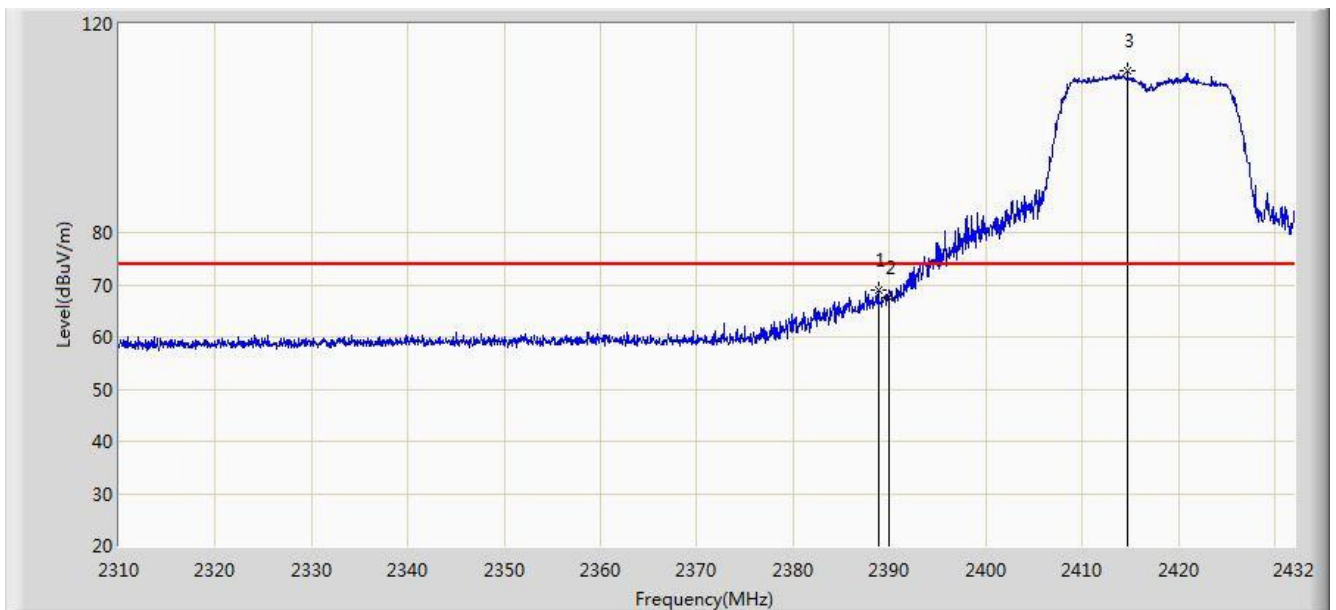


No	Flag	Mark	Frequency (MHz)	Measure Level (dBuV/m)	Reading Level (dBuV)	Over Limit (dB)	Limit (dBuV/m)	Factor (dB)	Type
1			2390.000	52.842	21.639	-1.158	54.000	31.203	AV
2		*	2414.127	99.229	68.063	N/A	N/A	31.166	AV

Note: Measure Level (dBuV/m) = Reading Level (dBuV) + Factor (dB)

Factor (dB) = Cable Loss (dB) + Antenna Factor (dB/m).

Site: AC1	Time: 2015/03/14 - 11:44
Limit: FCC_Part15.209_RE(3m)	Engineer: Roy Cheng
Probe: BBHA9120D_1-18GHz	Polarity: Vertical
EUT: WIFI dual band 4 GE LAN GPON HGU	Power: AC 120V/60Hz
Test Mode: Transmit at channel 2417MHz by 802.11n-HT20 Ant 0	

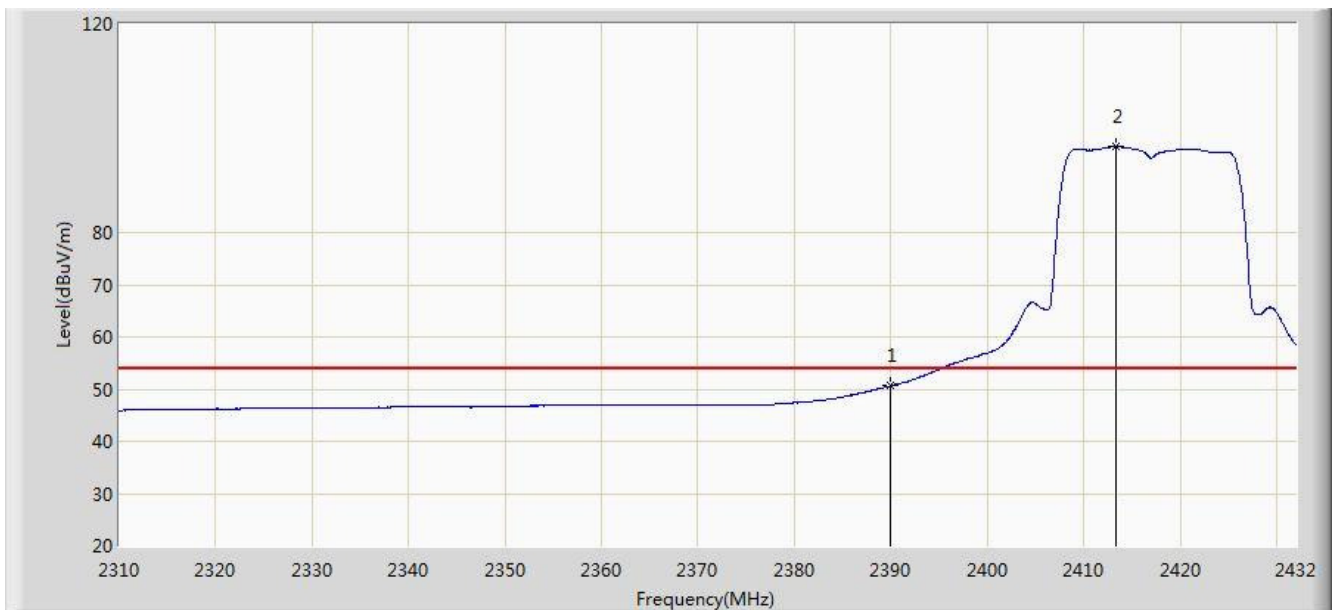


No	Flag	Mark	Frequency (MHz)	Measure Level (dBuV/m)	Reading Level (dBuV)	Over Limit (dB)	Limit (dBuV/m)	Factor (dB)	Type
1			2388.873	68.940	37.735	-5.060	74.000	31.205	PK
2			2390.000	67.593	36.390	-6.407	74.000	31.203	PK
3		*	2414.737	110.914	79.749	N/A	N/A	31.164	PK

Note: Measure Level (dB μ V/m) = Reading Level (dB μ V) + Factor (dB)

Factor (dB) = Cable Loss (dB) + Antenna Factor (dB/m).

Site: AC1	Time: 2015/03/14 - 11:45
Limit: FCC_Part15.209_RE(3m)	Engineer: Roy Cheng
Probe: BBHA9120D_1-18GHz	Polarity: Vertical
EUT: WIFI dual band 4 GE LAN GPON HGU	Power: AC 120V/60Hz
Test Mode: Transmit at channel 2417MHz by 802.11n-HT20 Ant 0	

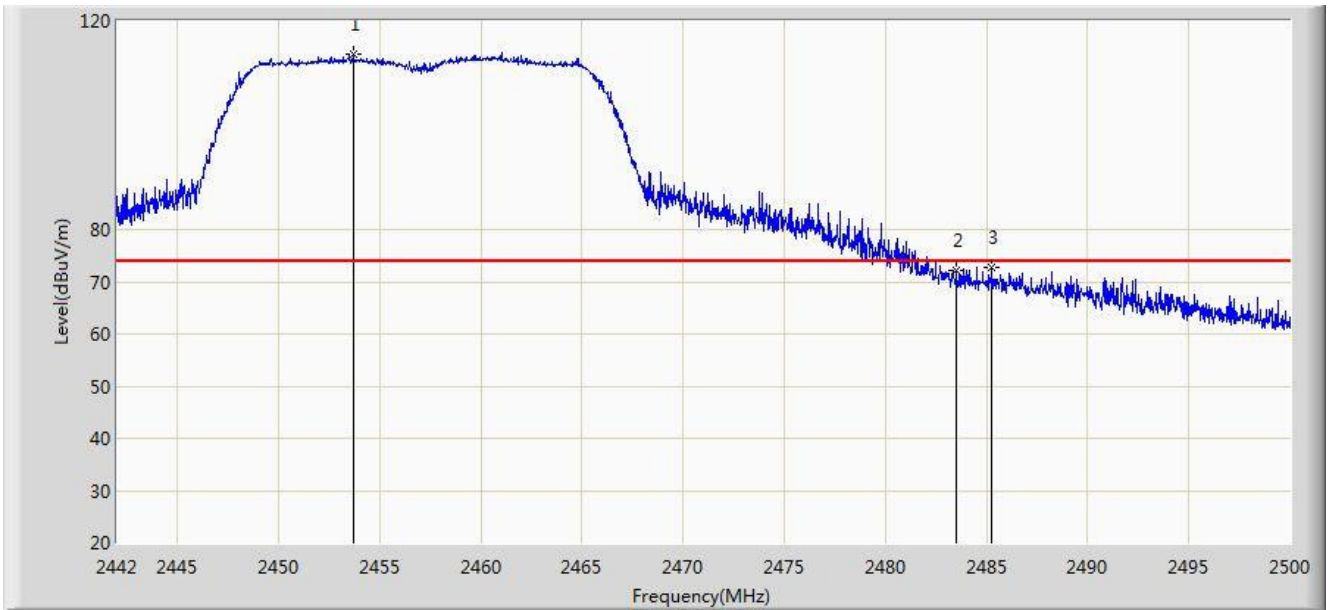


No	Flag	Mark	Frequency (MHz)	Measure Level (dBuV/m)	Reading Level (dBuV)	Over Limit (dB)	Limit (dBuV/m)	Factor (dB)	Type
1			2390.000	50.618	19.415	-3.382	54.000	31.203	AV
2		*	2413.334	96.481	65.314	N/A	N/A	31.168	AV

Note: Measure Level (dBuV/m) = Reading Level (dBuV) + Factor (dB)

Factor (dB) = Cable Loss (dB) + Antenna Factor (dB/m).

Site: AC1	Time: 2015/03/14 - 11:46
Limit: FCC_Part15.209_RE(3m)	Engineer: Roy Cheng
Probe: BBHA9120D_1-18GHz	Polarity: Horizontal
EUT: WIFI dual band 4 GE LAN GPON HGU	Power: AC 120V/60Hz
Test Mode: Transmit at channel 2457MHz by 802.11n-HT20 Ant 0	

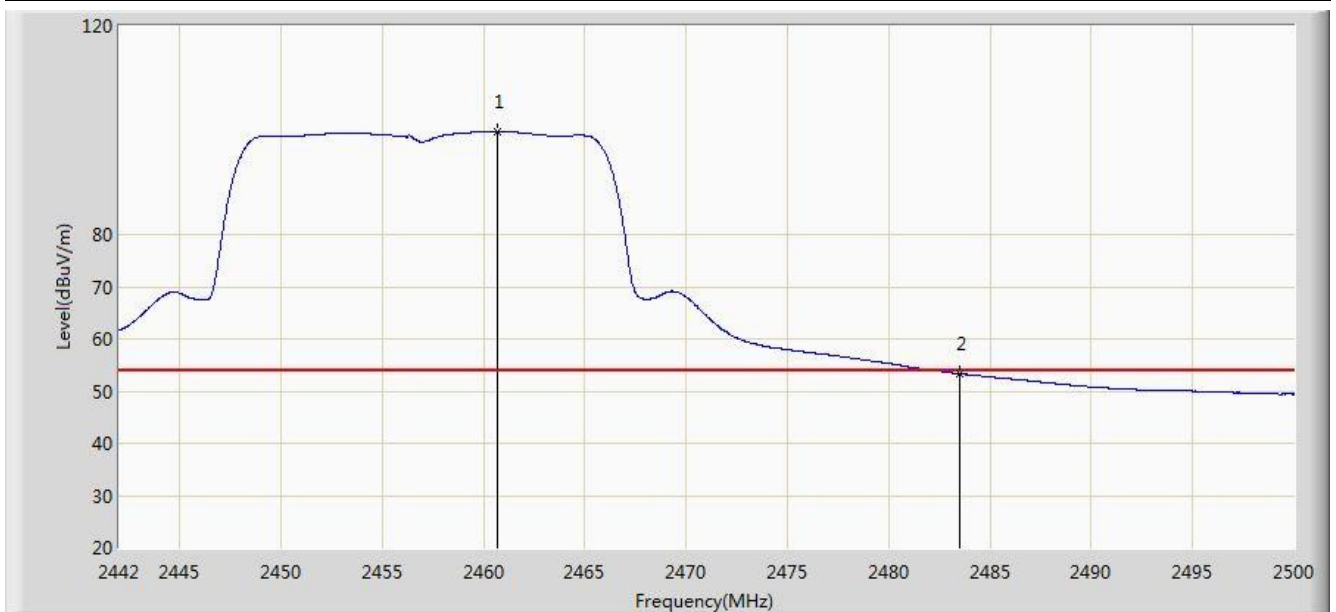


No	Flag	Mark	Frequency (MHz)	Measure Level (dBuV/m)	Reading Level (dBuV)	Over Limit (dB)	Limit (dBuV/m)	Factor (dB)	Type
1		*	2453.687	113.511	82.390	N/A	N/A	31.121	PK
2			2483.500	72.095	40.902	-1.905	74.000	31.194	PK
3			2485.268	72.774	41.576	-1.226	74.000	31.198	PK

Note: Measure Level (dBuV/m) = Reading Level (dBuV) + Factor (dB)

Factor (dB) = Cable Loss (dB) + Antenna Factor (dB/m).

Site: AC1	Time: 2015/03/14 - 11:47
Limit: FCC_Part15.209_RE(3m)	Engineer: Roy Cheng
Probe: BBHA9120D_1-18GHz	Polarity: Horizontal
EUT: WIFI dual band 4 GE LAN GPON HGU	Power: AC 120V/60Hz
Test Mode: Transmit at channel 2457MHz by 802.11n-HT20 Ant 0	

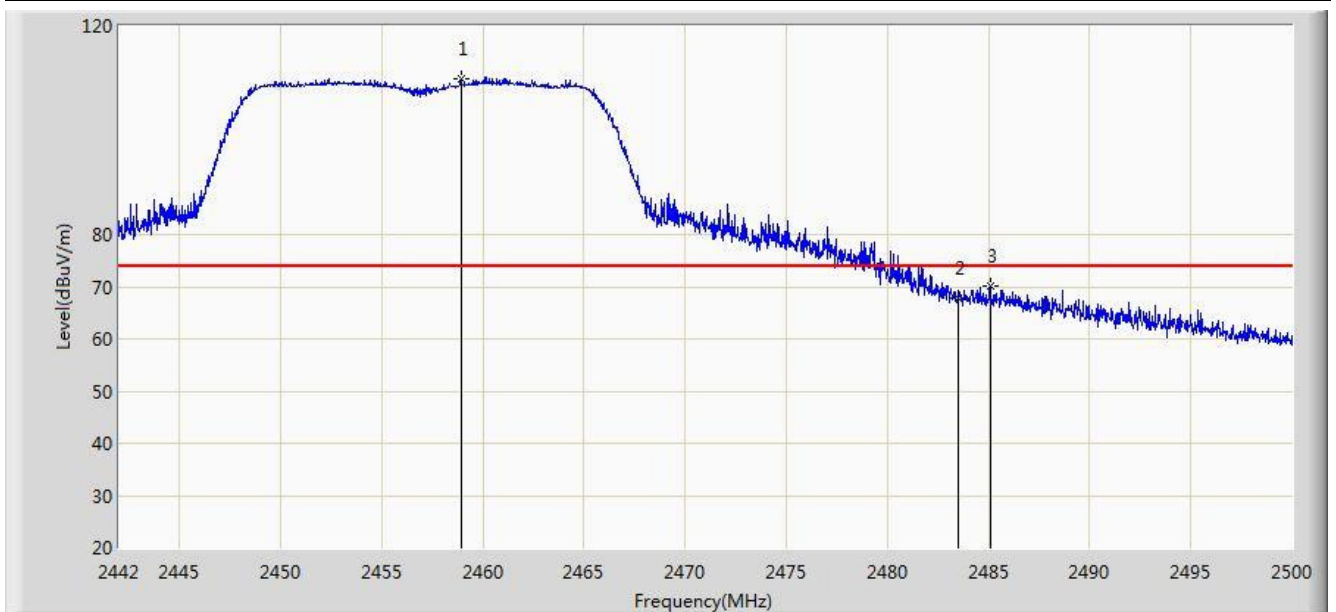


No	Flag	Mark	Frequency (MHz)	Measure Level (dBuV/m)	Reading Level (dBuV)	Over Limit (dB)	Limit (dBuV/m)	Factor (dB)	Type
1		*	2460.647	99.813	68.680	N/A	N/A	31.133	AV
2			2483.500	53.310	22.117	-0.690	54.000	31.194	AV

Note: Measure Level (dBuV/m) = Reading Level (dBuV) + Factor (dB)

Factor (dB) = Cable Loss (dB) + Antenna Factor (dB/m).

Site: AC1	Time: 2015/03/14 - 11:48
Limit: FCC_Part15.209_RE(3m)	Engineer: Roy Cheng
Probe: BBHA9120D_1-18GHz	Polarity: Vertical
EUT: WIFI dual band 4 GE LAN GPON HGU	Power: AC 120V/60Hz
Test Mode: Transmit at channel 2457MHz by 802.11n-HT20 Ant 0	

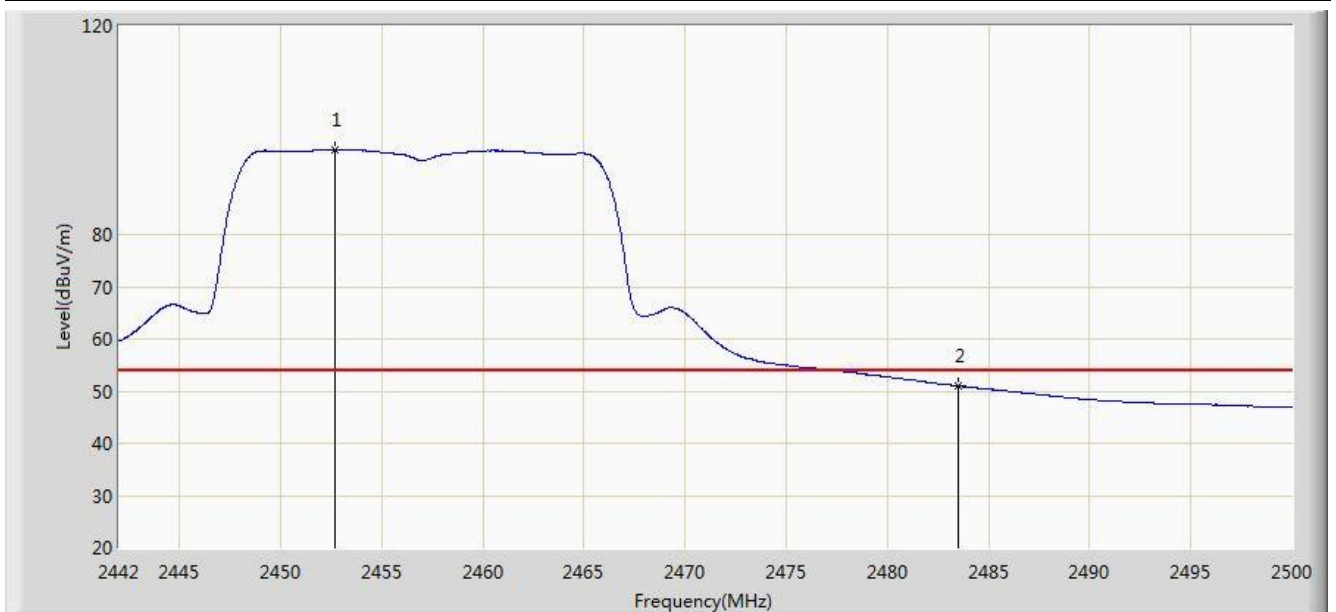


No	Flag	Mark	Frequency (MHz)	Measure Level (dBuV/m)	Reading Level (dBuV)	Over Limit (dB)	Limit (dBuV/m)	Factor (dB)	Type
1		*	2458.907	109.908	78.778	N/A	N/A	31.130	PK
2			2483.500	67.777	36.584	-6.223	74.000	31.194	PK
3			2485.065	70.257	39.060	-3.743	74.000	31.197	PK

Note: Measure Level (dBuV/m) = Reading Level (dBuV) + Factor (dB)

Factor (dB) = Cable Loss (dB) + Antenna Factor (dB/m).

Site: AC1	Time: 2015/03/14 - 11:49
Limit: FCC_Part15.209_RE(3m)	Engineer: Roy Cheng
Probe: BBHA9120D_1-18GHz	Polarity: Vertical
EUT: WIFI dual band 4 GE LAN GPON HGU	Power: AC 120V/60Hz
Test Mode: Transmit at channel 2457MHz by 802.11n-HT20 Ant 0	

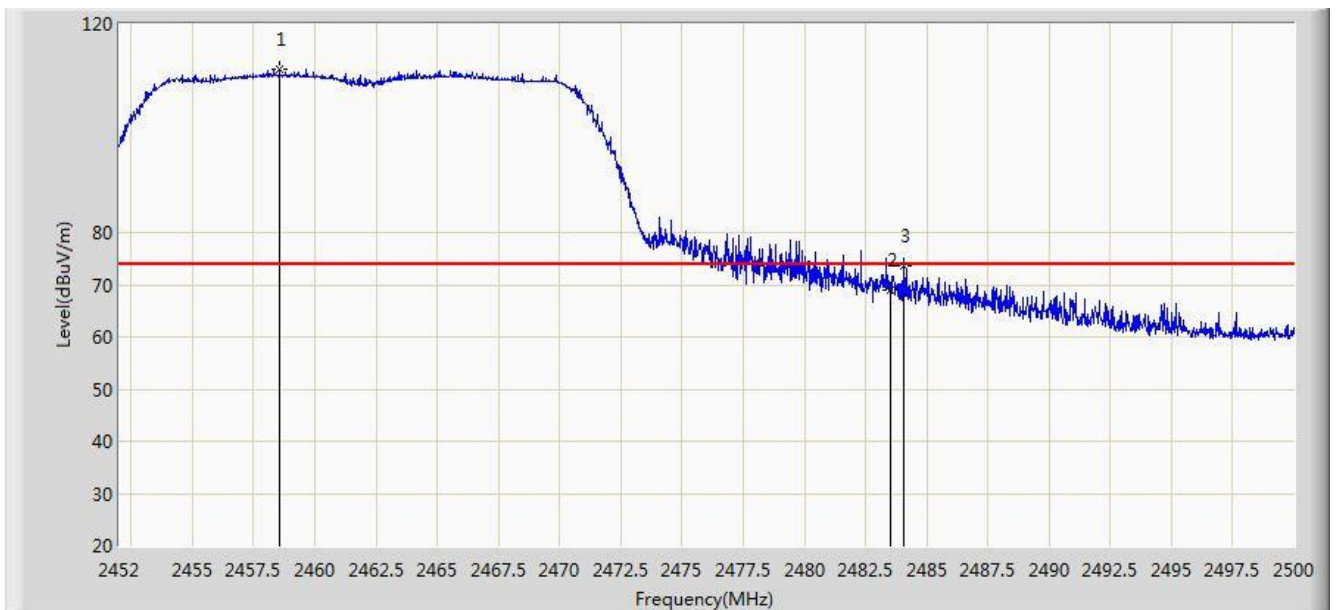


No	Flag	Mark	Frequency (MHz)	Measure Level (dBuV/m)	Reading Level (dBuV)	Over Limit (dB)	Limit (dBuV/m)	Factor (dB)	Type
1		*	2452.701	96.290	65.171	N/A	N/A	31.119	AV
2			2483.500	50.980	19.787	-3.020	54.000	31.194	AV

Note: Measure Level (dBuV/m) = Reading Level (dBuV) + Factor (dB)

Factor (dB) = Cable Loss (dB) + Antenna Factor (dB/m).

Site: AC1	Time: 2015/03/14 - 11:50
Limit: FCC_Part15.209_RE(3m)	Engineer: Roy Cheng
Probe: BBHA9120D_1-18GHz	Polarity: Horizontal
EUT: WIFI dual band 4 GE LAN GPON HGU	Power: AC 120V/60Hz
Test Mode: Transmit at channel 2462MHz by 802.11n-HT20 Ant 0	

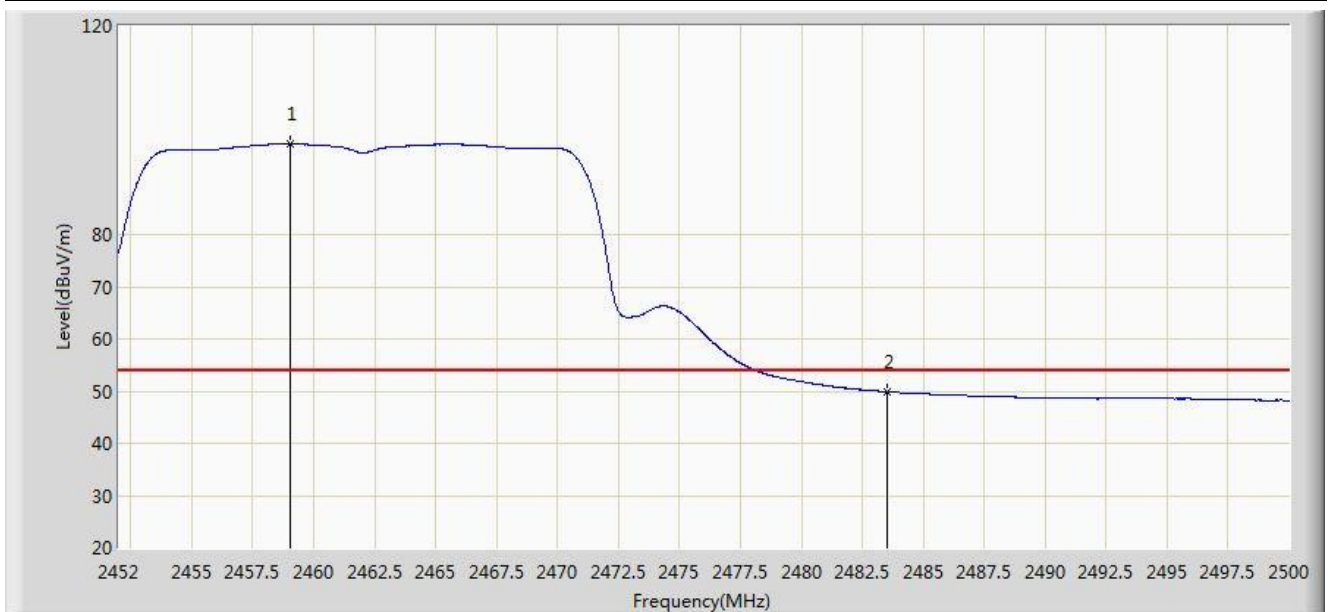


No	Flag	Mark	Frequency (MHz)	Measure Level (dBuV/m)	Reading Level (dBuV)	Over Limit (dB)	Limit (dBuV/m)	Factor (dB)	Type
1		*	2458.552	111.420	80.291	N/A	N/A	31.129	PK
2			2483.500	69.114	37.921	-4.886	74.000	31.194	PK
3			2484.040	73.633	42.438	-0.367	74.000	31.195	PK

Note: Measure Level (dB μ V/m) = Reading Level (dB μ V) + Factor (dB)

Factor (dB) = Cable Loss (dB) + Antenna Factor (dB/m).

Site: AC1	Time: 2015/03/14 - 11:52
Limit: FCC_Part15.209_RE(3m)	Engineer: Roy Cheng
Probe: BBHA9120D_1-18GHz	Polarity: Horizontal
EUT: WIFI dual band 4 GE LAN GPON HGU	Power: AC 120V/60Hz
Test Mode: Transmit at channel 2462MHz by 802.11n-HT20 Ant 0	

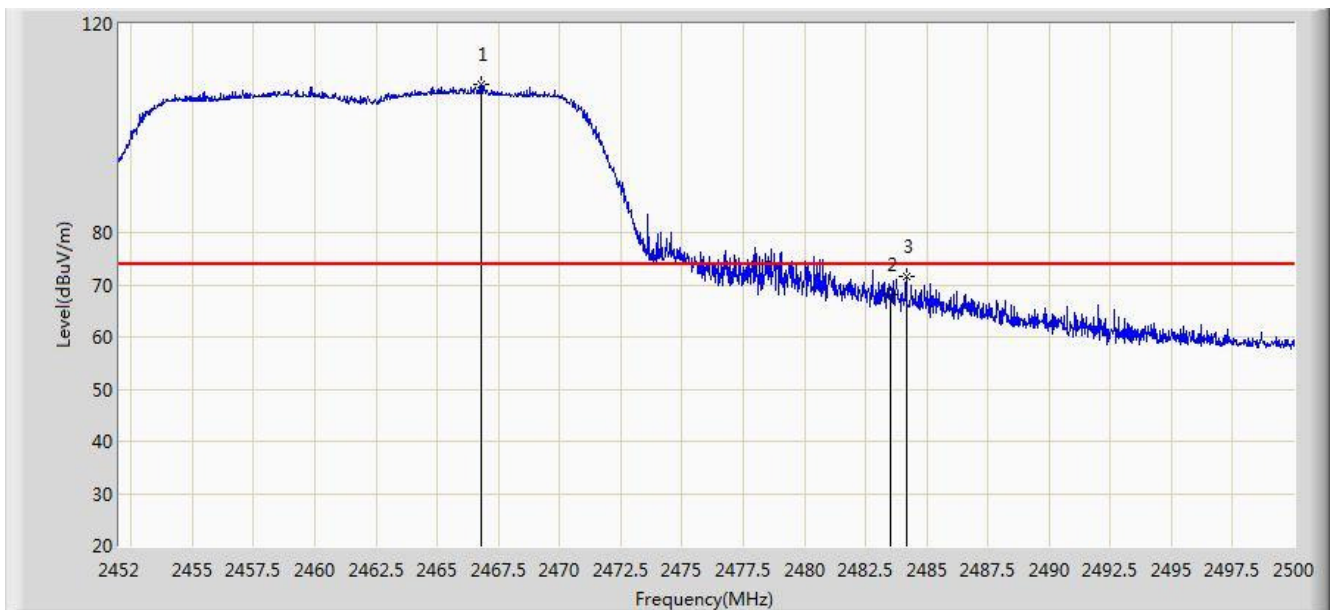


No	Flag	Mark	Frequency (MHz)	Measure Level (dBuV/m)	Reading Level (dBuV)	Over Limit (dB)	Limit (dBuV/m)	Factor (dB)	Type
1		*	2459.056	97.271	66.141	N/A	N/A	31.130	AV
2			2483.500	49.878	18.685	-4.122	54.000	31.194	AV

Note: Measure Level (dBuV/m) = Reading Level (dBuV) + Factor (dB)

Factor (dB) = Cable Loss (dB) + Antenna Factor (dB/m).

Site: AC1	Time: 2015/03/14 - 11:53
Limit: FCC_Part15.209_RE(3m)	Engineer: Roy Cheng
Probe: BBHA9120D_1-18GHz	Polarity: Vertical
EUT: WIFI dual band 4 GE LAN GPON HGU	Power: AC 120V/60Hz
Test Mode: Transmit at channel 2462MHz by 802.11n-HT20 Ant 0	

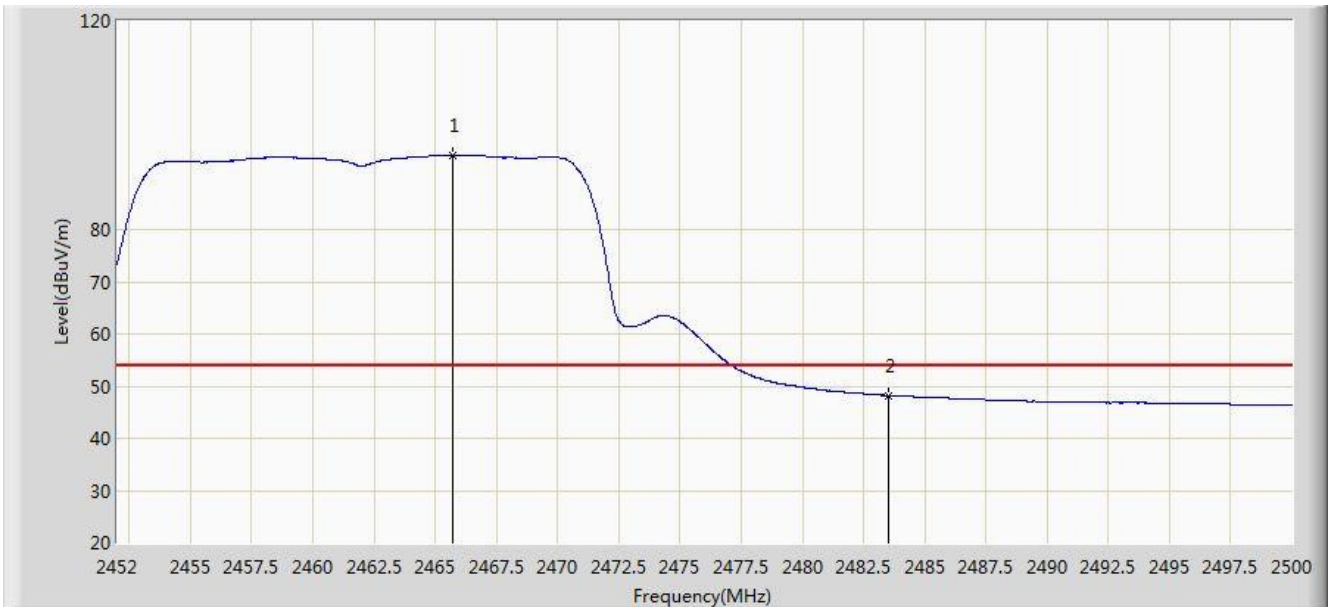


No	Flag	Mark	Frequency (MHz)	Measure Level (dBuV/m)	Reading Level (dBuV)	Over Limit (dB)	Limit (dBuV/m)	Factor (dB)	Type
1		*	2466.784	108.361	77.214	N/A	N/A	31.147	PK
2			2483.500	68.121	36.928	-5.879	74.000	31.194	PK
3			2484.184	71.491	40.296	-2.509	74.000	31.195	PK

Note: Measure Level (dBuV/m) = Reading Level (dBuV) + Factor (dB)

Factor (dB) = Cable Loss (dB) + Antenna Factor (dB/m).

Site: AC1	Time: 2015/03/14 - 11:54
Limit: FCC_Part15.209_RE(3m)	Engineer: Roy Cheng
Probe: BBHA9120D_1-18GHz	Polarity: Vertical
EUT: WIFI dual band 4 GE LAN GPON HGU	Power: AC 120V/60Hz
Test Mode: Transmit at channel 2462MHz by 802.11n-HT20 Ant 0	

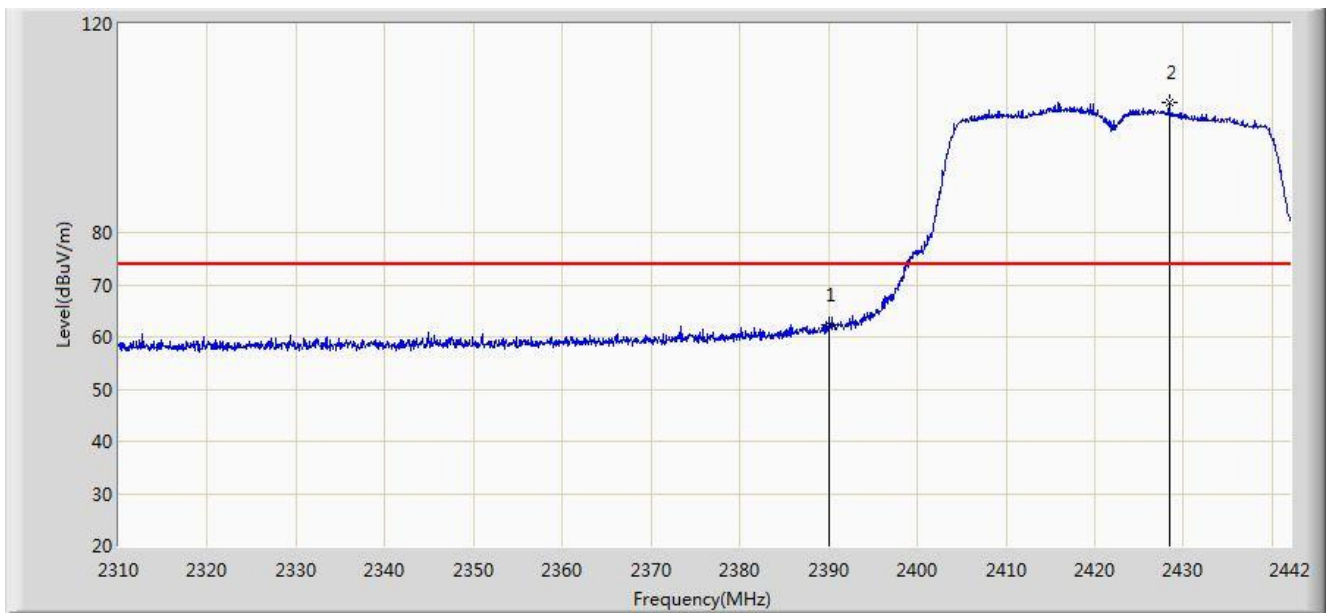


No	Flag	Mark	Frequency (MHz)	Measure Level (dBuV/m)	Reading Level (dBuV)	Over Limit (dB)	Limit (dBuV/m)	Factor (dB)	Type
1		*	2465.704	94.292	63.148	N/A	N/A	31.144	AV
2			2483.500	48.214	17.021	-5.786	54.000	31.194	AV

Note: Measure Level (dBuV/m) = Reading Level (dBuV) + Factor (dB)

Factor (dB) = Cable Loss (dB) + Antenna Factor (dB/m).

Site: AC1	Time: 2015/03/14 - 11:55
Limit: FCC_Part15.209_RE(3m)	Engineer: Roy Cheng
Probe: BBHA9120D_1-18GHz	Polarity: Horizontal
EUT: WIFI dual band 4 GE LAN GPON HGU	Power: AC 120V/60Hz
Test Mode: Transmit at channel 2422MHz by 802.11n-HT40 Ant 0	

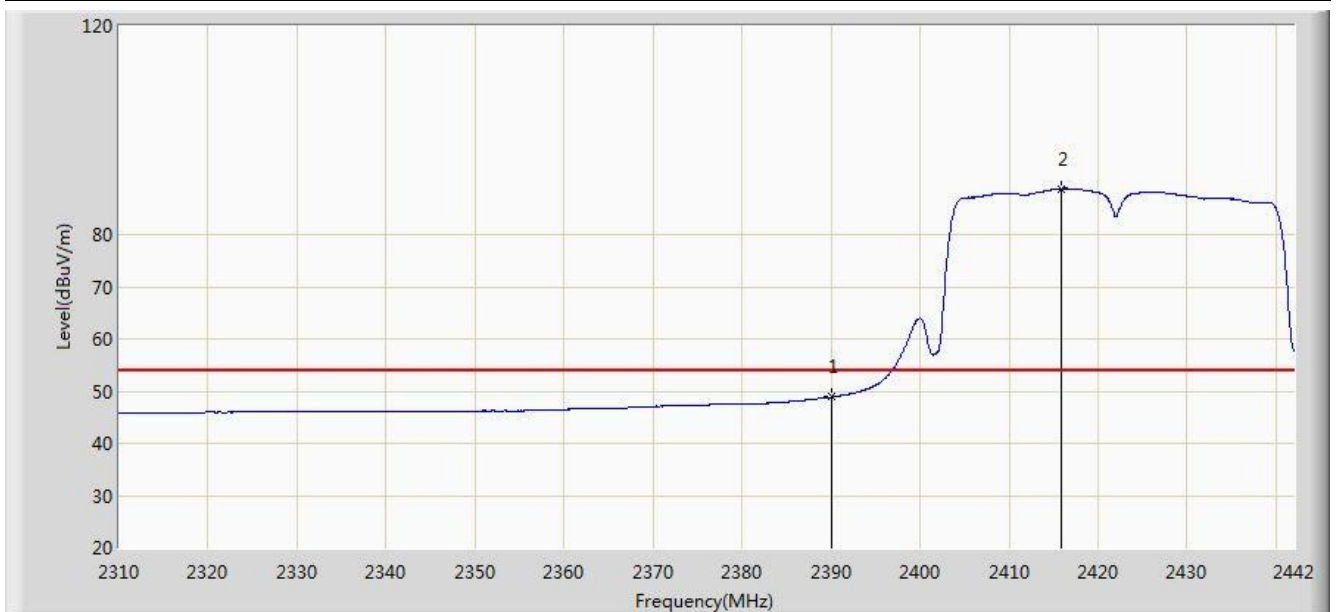


No	Flag	Mark	Frequency (MHz)	Measure Level (dBuV/m)	Reading Level (dBuV)	Over Limit (dB)	Limit (dBuV/m)	Factor (dB)	Type
1			2390.000	62.288	31.085	-11.712	74.000	31.203	PK
2		*	2428.404	105.007	73.866	N/A	N/A	31.141	PK

Note: Measure Level (dBuV/m) = Reading Level (dBuV) + Factor (dB)

Factor (dB) = Cable Loss (dB) + Antenna Factor (dB/m).

Site: AC1	Time: 2015/03/14 - 11:56
Limit: FCC_Part15.209_RE(3m)	Engineer: Roy Cheng
Probe: BBHA9120D_1-18GHz	Polarity: Horizontal
EUT: WIFI dual band 4 GE LAN GPON HGU	Power: AC 120V/60Hz
Test Mode: Transmit at channel 2422MHz by 802.11n-HT40 Ant 0	

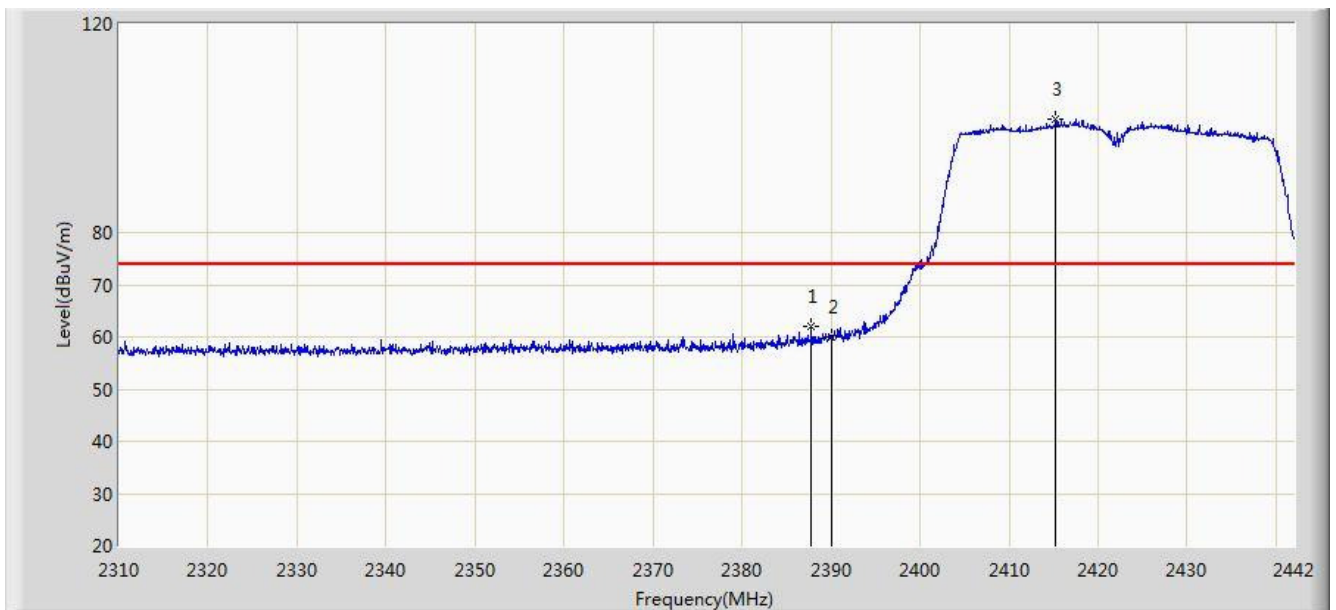


No	Flag	Mark	Frequency (MHz)	Measure Level (dBuV/m)	Reading Level (dBuV)	Over Limit (dB)	Limit (dBuV/m)	Factor (dB)	Type
1			2390.000	48.877	17.674	-5.123	54.000	31.203	AV
2		*	2415.864	88.796	57.633	N/A	N/A	31.163	AV

Note: Measure Level (dBuV/m) = Reading Level (dBuV) + Factor (dB)

Factor (dB) = Cable Loss (dB) + Antenna Factor (dB/m).

Site: AC1	Time: 2015/03/14 - 11:57
Limit: FCC_Part15.209_RE(3m)	Engineer: Roy Cheng
Probe: BBHA9120D_1-18GHz	Polarity: Vertical
EUT: WIFI dual band 4 GE LAN GPON HGU	Power: AC 120V/60Hz
Test Mode: Transmit at channel 2422MHz by 802.11n-HT40 Ant 0	



No	Flag	Mark	Frequency (MHz)	Measure Level (dBuV/m)	Reading Level (dBuV)	Over Limit (dB)	Limit (dBuV/m)	Factor (dB)	Type
1			2387.814	62.080	30.873	-11.920	74.000	31.206	PK
2			2390.000	59.982	28.779	-14.018	74.000	31.203	PK
3		*	2415.270	101.775	70.611	N/A	N/A	31.164	PK

Note: Measure Level (dBuV/m) = Reading Level (dBuV) + Factor (dB)

Factor (dB) = Cable Loss (dB) + Antenna Factor (dB/m).