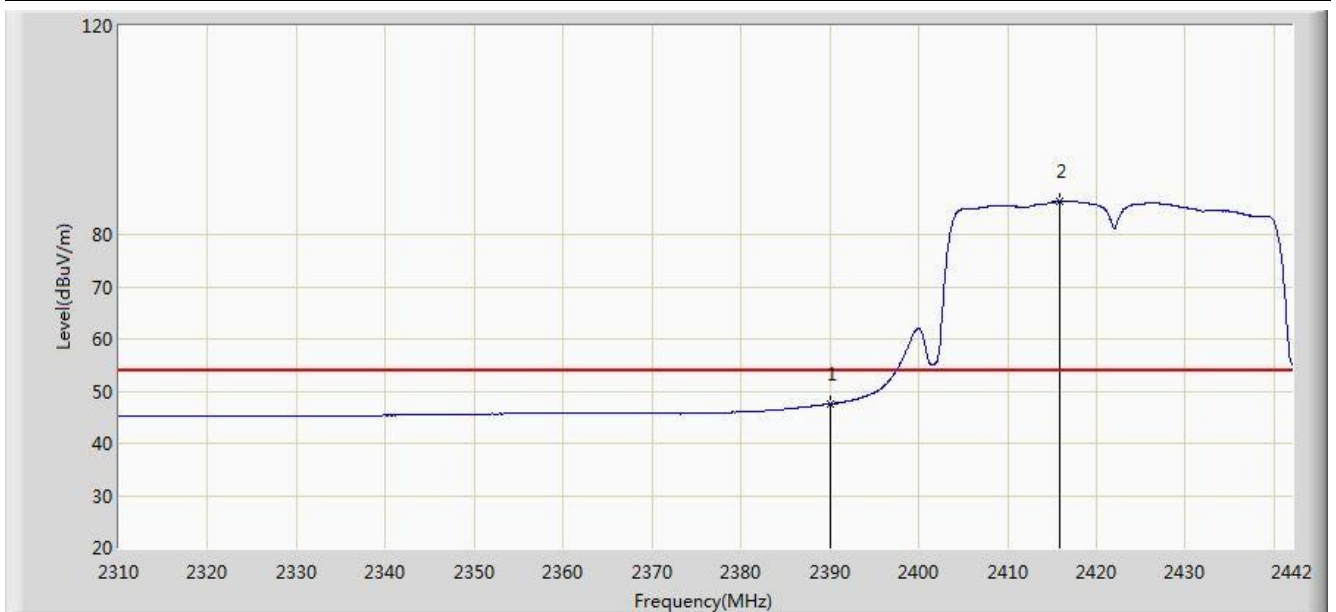


Site: AC1	Time: 2015/03/14 - 11:57
Limit: FCC_Part15.209_RE(3m)	Engineer: Roy Cheng
Probe: BBHA9120D_1-18GHz	Polarity: Vertical
EUT: WIFI dual band 4 GE LAN GPON HGU	Power: AC 120V/60Hz
Test Mode: Transmit at channel 2422MHz by 802.11n-HT40 Ant 0	

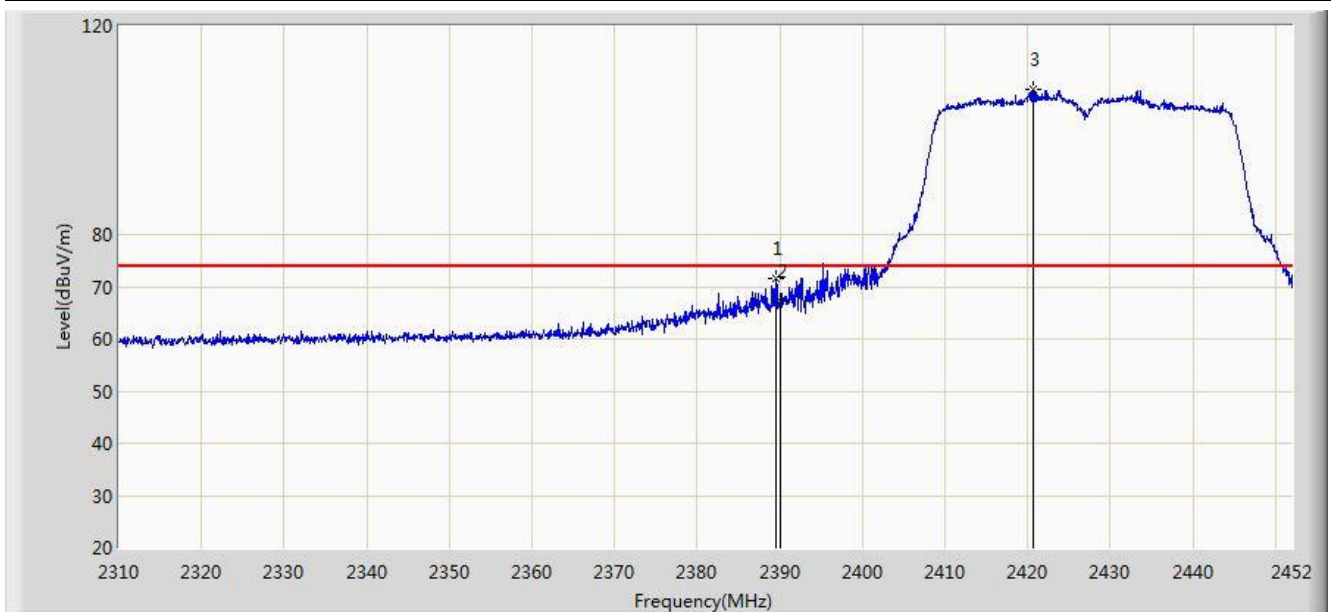


No	Flag	Mark	Frequency (MHz)	Measure Level (dBuV/m)	Reading Level (dBuV)	Over Limit (dB)	Limit (dBuV/m)	Factor (dB)	Type
1			2390.000	47.566	16.363	-6.434	54.000	31.203	AV
2		*	2415.864	86.404	55.241	N/A	N/A	31.163	AV

Note: Measure Level (dBuV/m) = Reading Level (dBuV) + Factor (dB)

Factor (dB) = Cable Loss (dB) + Antenna Factor (dB/m).

Site: AC1	Time: 2015/03/14 - 11:59
Limit: FCC_Part15.209_RE(3m)	Engineer: Roy Cheng
Probe: BBHA9120D_1-18GHz	Polarity: Horizontal
EUT: WIFI dual band 4 GE LAN GPON HGU	Power: AC 120V/60Hz
Test Mode: Transmit at channel 2427MHz by 802.11n-HT40 Ant 0	

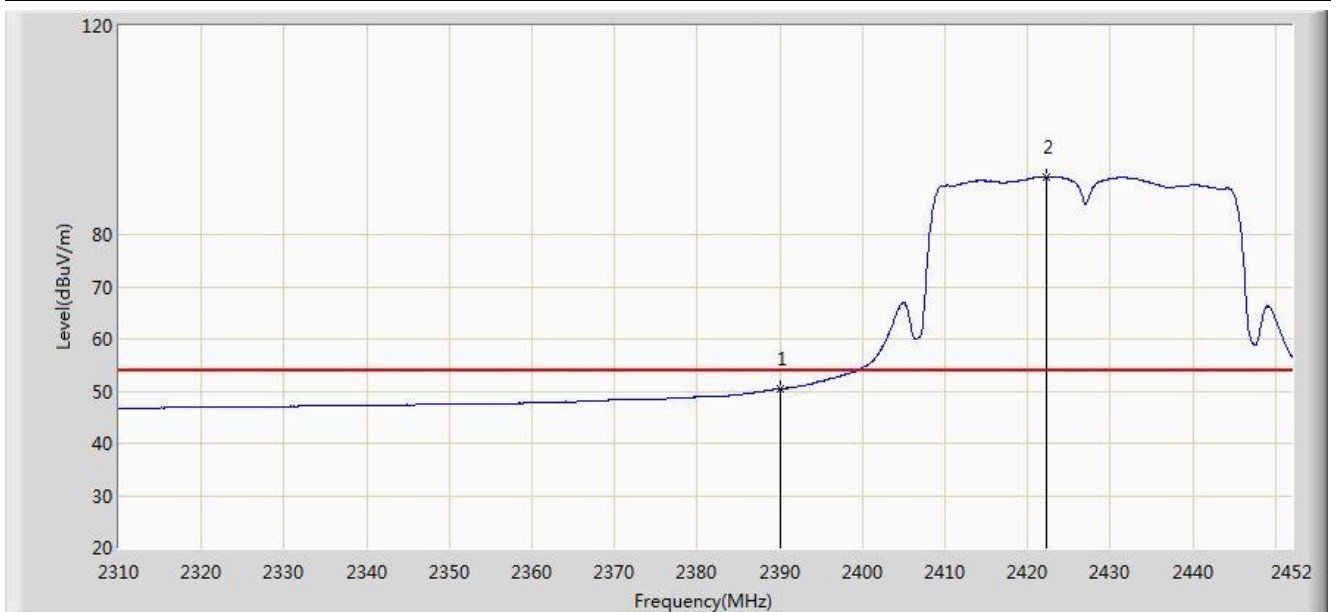


No	Flag	Mark	Frequency (MHz)	Measure Level (dBuV/m)	Reading Level (dBuV)	Over Limit (dB)	Limit (dBuV/m)	Factor (dB)	Type
1			2389.520	71.471	40.267	-2.529	74.000	31.204	PK
2			2390.000	67.203	36.000	-6.797	74.000	31.203	PK
3		*	2420.689	107.849	76.694	N/A	N/A	31.154	PK

Note: Measure Level (dB μ V/m) = Reading Level (dB μ V) + Factor (dB)

Factor (dB) = Cable Loss (dB) + Antenna Factor (dB/m).

Site: AC1	Time: 2015/03/14 - 12:02
Limit: FCC_Part15.209_RE(3m)	Engineer: Roy Cheng
Probe: BBHA9120D_1-18GHz	Polarity: Horizontal
EUT: WIFI dual band 4 GE LAN GPON HGU	Power: AC 120V/60Hz
Test Mode: Transmit at channel 2427MHz by 802.11n-HT40 Ant 0	

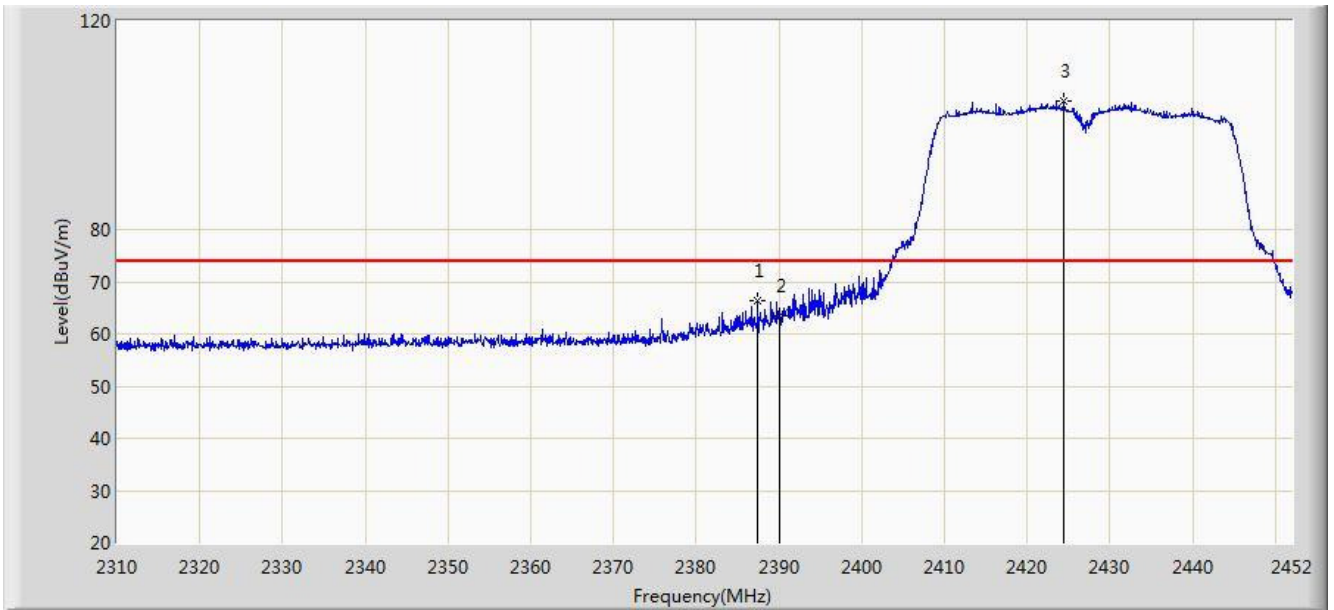


No	Flag	Mark	Frequency (MHz)	Measure Level (dBuV/m)	Reading Level (dBuV)	Over Limit (dB)	Limit (dBuV/m)	Factor (dB)	Type
1			2390.000	50.465	19.262	-3.535	54.000	31.203	AV
2		*	2422.322	91.123	59.971	N/A	N/A	31.151	AV

Note: Measure Level (dBuV/m) = Reading Level (dBuV) + Factor (dB)

Factor (dB) = Cable Loss (dB) + Antenna Factor (dB/m).

Site: AC1	Time: 2015/03/14 - 12:05
Limit: FCC_Part15.209_RE(3m)	Engineer: Roy Cheng
Probe: BBHA9120D_1-18GHz	Polarity: Vertical
EUT: WIFI dual band 4 GE LAN GPON HGU	Power: AC 120V/60Hz
Test Mode: Transmit at channel 2427MHz by 802.11n-HT40 Ant 0	

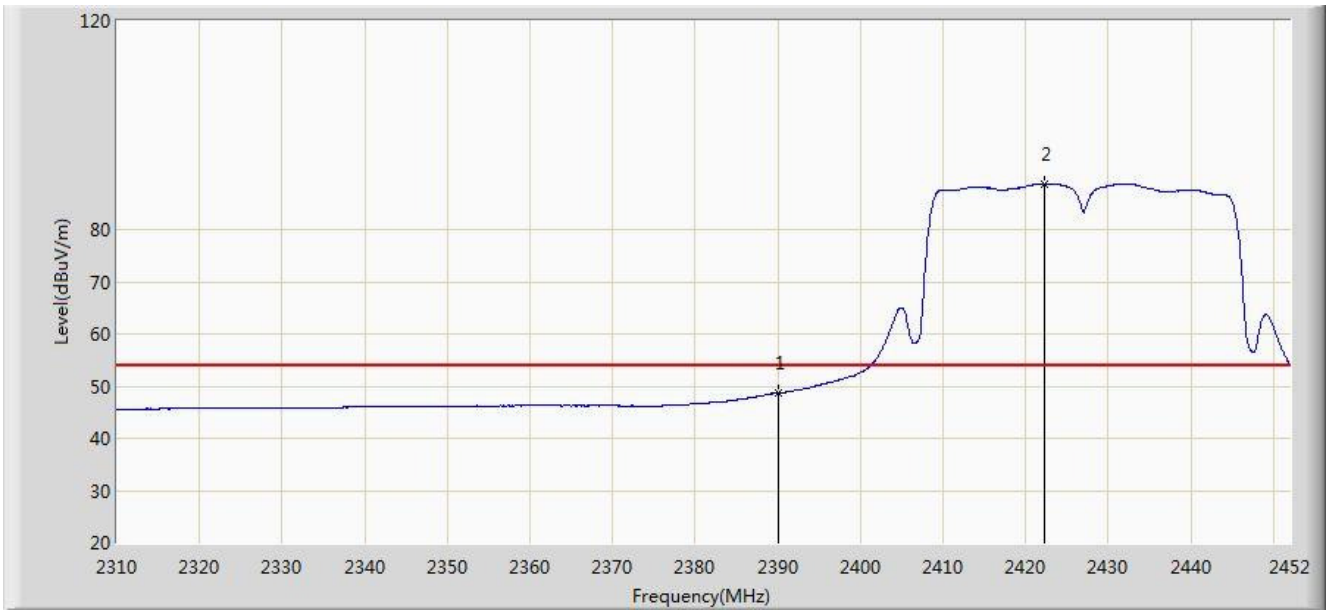


No	Flag	Mark	Frequency (MHz)	Measure Level (dBuV/m)	Reading Level (dBuV)	Over Limit (dB)	Limit (dBuV/m)	Factor (dB)	Type
1			2387.461	66.335	35.128	-7.665	74.000	31.207	PK
2			2390.000	63.572	32.369	-10.428	74.000	31.203	PK
3		*	2424.452	104.767	73.619	N/A	N/A	31.148	PK

Note: Measure Level (dB μ V/m) = Reading Level (dB μ V) + Factor (dB)

Factor (dB) = Cable Loss (dB) + Antenna Factor (dB/m).

Site: AC1	Time: 2015/03/14 - 12:06
Limit: FCC_Part15.209_RE(3m)	Engineer: Roy Cheng
Probe: BBHA9120D_1-18GHz	Polarity: Vertical
EUT: WIFI dual band 4 GE LAN GPON HGU	Power: AC 120V/60Hz
Test Mode: Transmit at channel 2427MHz by 802.11n-HT40 Ant 0	

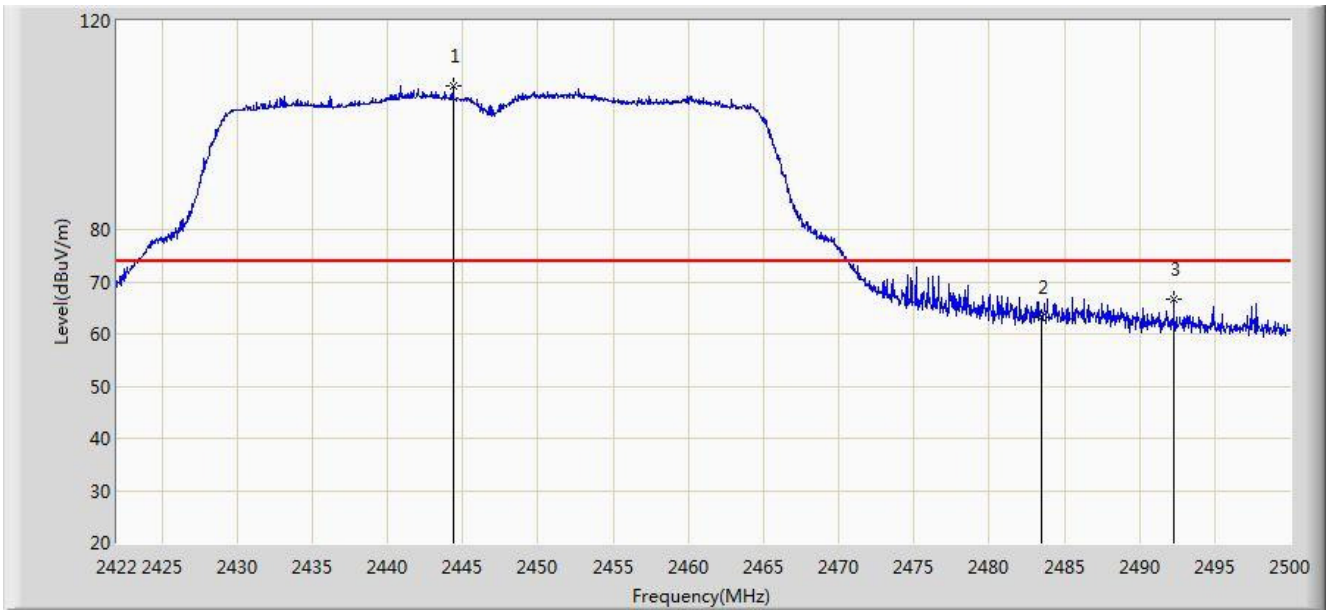


No	Flag	Mark	Frequency (MHz)	Measure Level (dBuV/m)	Reading Level (dBuV)	Over Limit (dB)	Limit (dBuV/m)	Factor (dB)	Type
1			2390.000	48.650	17.447	-5.350	54.000	31.203	AV
2		*	2422.322	88.758	57.606	N/A	N/A	31.151	AV

Note: Measure Level (dBuV/m) = Reading Level (dBuV) + Factor (dB)

Factor (dB) = Cable Loss (dB) + Antenna Factor (dB/m).

Site: AC1	Time: 2015/03/14 - 12:07
Limit: FCC_Part15.209_RE(3m)	Engineer: Roy Cheng
Probe: BBHA9120D_1-18GHz	Polarity: Horizontal
EUT: WIFI dual band 4 GE LAN GPON HGU	Power: AC 120V/60Hz
Test Mode: Transmit at channel 2447MHz by 802.11n-HT40 Ant 0	

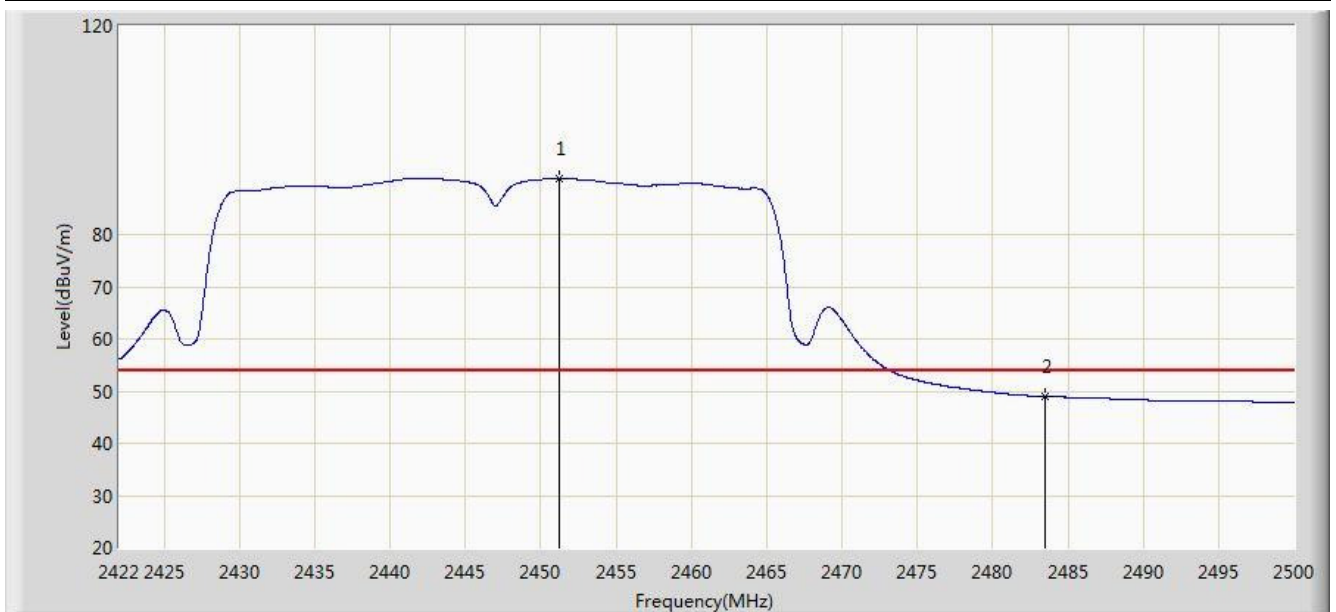


No	Flag	Mark	Frequency (MHz)	Measure Level (dBuV/m)	Reading Level (dBuV)	Over Limit (dB)	Limit (dBuV/m)	Factor (dB)	Type
1		*	2444.347	107.628	76.518	N/A	N/A	31.110	PK
2			2483.500	63.099	31.906	-10.901	74.000	31.194	PK
3			2492.278	66.707	35.491	-7.293	74.000	31.216	PK

Note: Measure Level (dBuV/m) = Reading Level (dBuV) + Factor (dB)

Factor (dB) = Cable Loss (dB) + Antenna Factor (dB/m).

Site: AC1	Time: 2015/03/14 - 12:09
Limit: FCC_Part15.209_RE(3m)	Engineer: Roy Cheng
Probe: BBHA9120D_1-18GHz	Polarity: Horizontal
EUT: WIFI dual band 4 GE LAN GPON HGU	Power: AC 120V/60Hz
Test Mode: Transmit at channel 2447MHz by 802.11n-HT40 Ant 0	

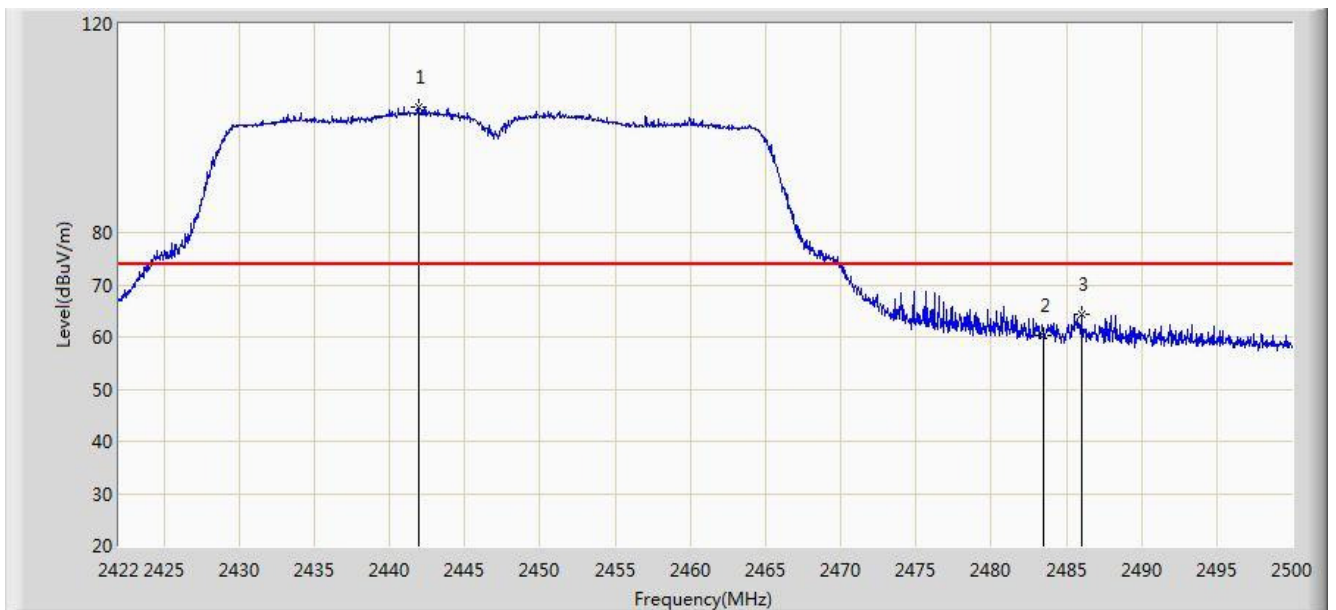


No	Flag	Mark	Frequency (MHz)	Measure Level (dBuV/m)	Reading Level (dBuV)	Over Limit (dB)	Limit (dBuV/m)	Factor (dB)	Type
1		*	2451.211	90.760	59.644	N/A	N/A	31.116	AV
2			2483.500	48.940	17.747	-5.060	54.000	31.194	AV

Note: Measure Level (dBuV/m) = Reading Level (dBuV) + Factor (dB)

Factor (dB) = Cable Loss (dB) + Antenna Factor (dB/m).

Site: AC1	Time: 2015/03/14 - 12:10
Limit: FCC_Part15.209_RE(3m)	Engineer: Roy Cheng
Probe: BBHA9120D_1-18GHz	Polarity: Vertical
EUT: WIFI dual band 4 GE LAN GPON HGU	Power: AC 120V/60Hz
Test Mode: Transmit at channel 2447MHz by 802.11n-HT40 Ant 0	

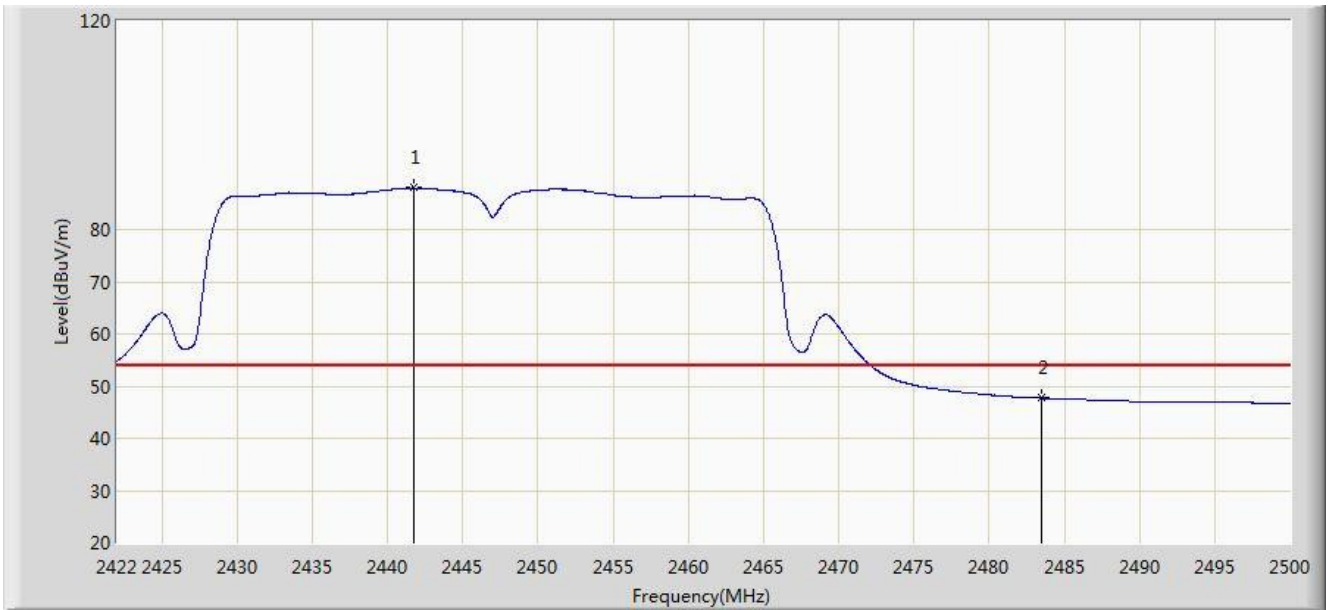


No	Flag	Mark	Frequency (MHz)	Measure Level (dBuV/m)	Reading Level (dBuV)	Over Limit (dB)	Limit (dBuV/m)	Factor (dB)	Type
1		*	2441.929	104.181	73.066	N/A	N/A	31.115	PK
2			2483.500	60.214	29.021	-13.786	74.000	31.194	PK
3			2485.999	64.453	33.253	-9.547	74.000	31.200	PK

Note: Measure Level (dBuV/m) = Reading Level (dBuV) + Factor (dB)

Factor (dB) = Cable Loss (dB) + Antenna Factor (dB/m).

Site: AC1	Time: 2015/03/14 - 12:10
Limit: FCC_Part15.209_RE(3m)	Engineer: Roy Cheng
Probe: BBHA9120D_1-18GHz	Polarity: Vertical
EUT: WIFI dual band 4 GE LAN GPON HGU	Power: AC 120V/60Hz
Test Mode: Transmit at channel 2447MHz by 802.11n-HT40 Ant 0	

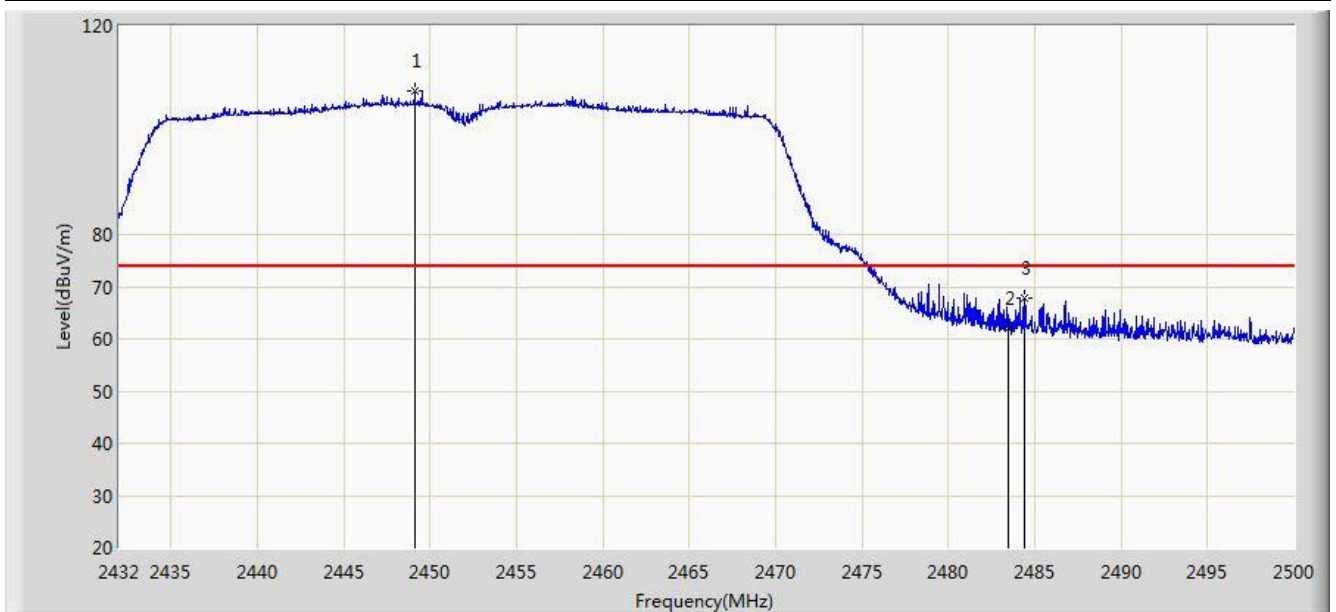


No	Flag	Mark	Frequency (MHz)	Measure Level (dBuV/m)	Reading Level (dBuV)	Over Limit (dB)	Limit (dBuV/m)	Factor (dB)	Type
1		*	2441.734	87.973	56.858	N/A	N/A	31.115	AV
2			2483.500	47.695	16.502	-6.305	54.000	31.194	AV

Note: Measure Level (dBuV/m) = Reading Level (dBuV) + Factor (dB)

Factor (dB) = Cable Loss (dB) + Antenna Factor (dB/m).

Site: AC1	Time: 2015/03/14 - 12:11
Limit: FCC_Part15.209_RE(3m)	Engineer: Roy Cheng
Probe: BBHA9120D_1-18GHz	Polarity: Horizontal
EUT: WIFI dual band 4 GE LAN GPON HGU	Power: AC 120V/60Hz
Test Mode: Transmit at channel 2452MHz by 802.11n-HT40 Ant 0	

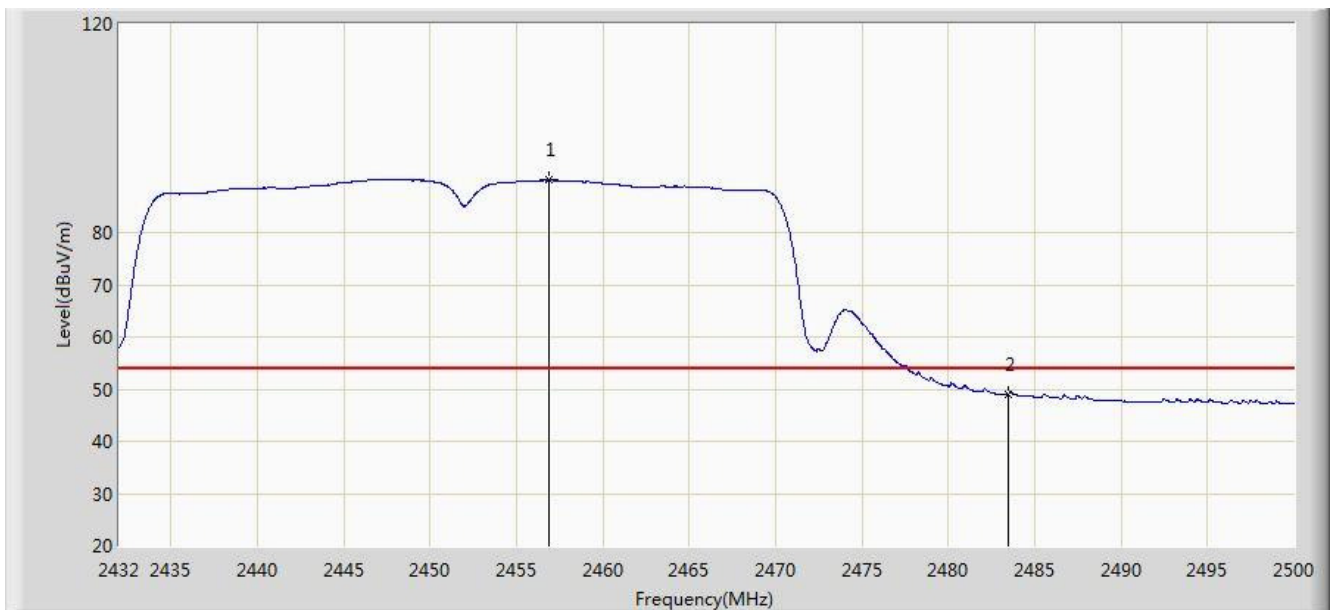


No	Flag	Mark	Frequency (MHz)	Measure Level (dBuV/m)	Reading Level (dBuV)	Over Limit (dB)	Limit (dBuV/m)	Factor (dB)	Type
1		*	2449.136	107.463	76.351	N/A	N/A	31.113	PK
2			2483.500	62.141	30.948	-11.859	74.000	31.194	PK
3			2484.428	67.811	36.615	-6.189	74.000	31.195	PK

Note: Measure Level (dBuV/m) = Reading Level (dBuV) + Factor (dB)

Factor (dB) = Cable Loss (dB) + Antenna Factor (dB/m).

Site: AC1	Time: 2015/03/14 - 12:13
Limit: FCC_Part15.209_RE(3m)	Engineer: Roy Cheng
Probe: BBHA9120D_1-18GHz	Polarity: Horizontal
EUT: WIFI dual band 4 GE LAN GPON HGU	Power: AC 120V/60Hz
Test Mode: Transmit at channel 2452MHz by 802.11n-HT40 Ant 0	

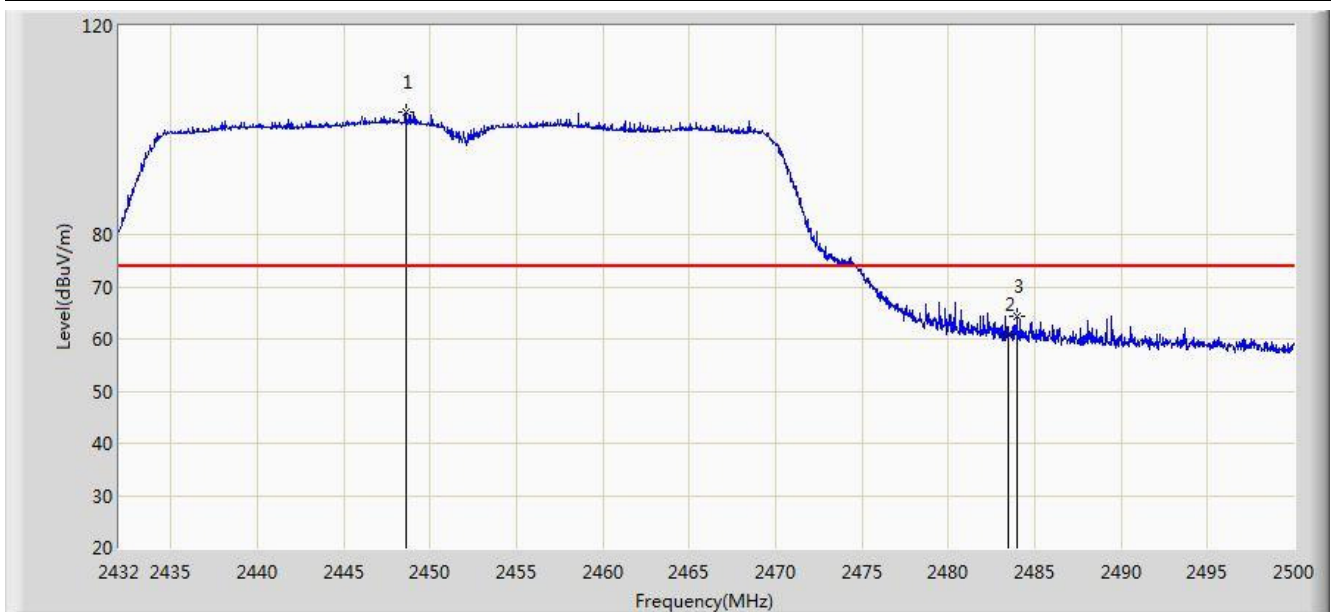


No	Flag	Mark	Frequency (MHz)	Measure Level (dBuV/m)	Reading Level (dBuV)	Over Limit (dB)	Limit (dBuV/m)	Factor (dB)	Type
1		*	2456.922	90.036	58.910	N/A	N/A	31.127	AV
2			2483.500	49.019	17.826	-4.981	54.000	31.194	AV

Note: Measure Level (dBuV/m) = Reading Level (dBuV) + Factor (dB)

Factor (dB) = Cable Loss (dB) + Antenna Factor (dB/m).

Site: AC1	Time: 2015/03/14 - 12:14
Limit: FCC_Part15.209_RE(3m)	Engineer: Roy Cheng
Probe: BBHA9120D_1-18GHz	Polarity: Vertical
EUT: WIFI dual band 4 GE LAN GPON HGU	Power: AC 120V/60Hz
Test Mode: Transmit at channel 2452MHz by 802.11n-HT40 Ant 0	

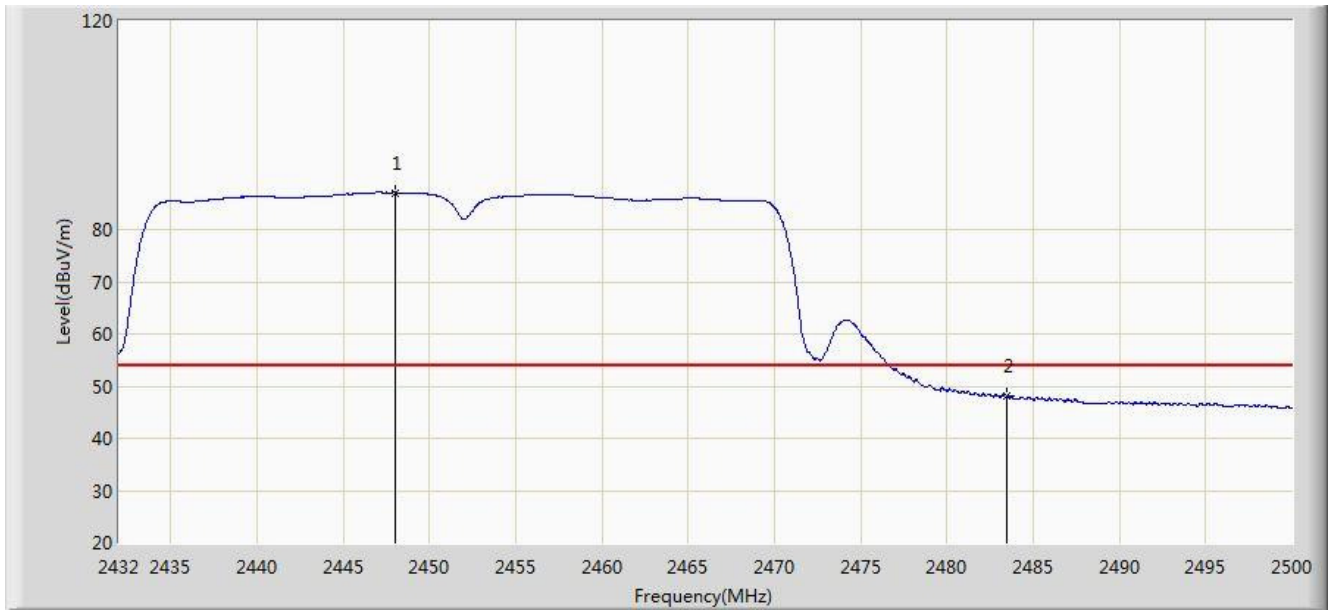


No	Flag	Mark	Frequency (MHz)	Measure Level (dBuV/m)	Reading Level (dBuV)	Over Limit (dB)	Limit (dBuV/m)	Factor (dB)	Type
1		*	2448.592	103.422	72.311	N/A	N/A	31.111	PK
2			2483.500	60.947	29.754	-13.053	74.000	31.194	PK
3			2483.986	64.232	33.037	-9.768	74.000	31.194	PK

Note: Measure Level (dBuV/m) = Reading Level (dBuV) + Factor (dB)

Factor (dB) = Cable Loss (dB) + Antenna Factor (dB/m).

Site: AC1	Time: 2015/03/14 - 12:14
Limit: FCC_Part15.209_RE(3m)	Engineer: Roy Cheng
Probe: BBHA9120D_1-18GHz	Polarity: Vertical
EUT: WIFI dual band 4 GE LAN GPON HGU	Power: AC 120V/60Hz
Test Mode: Transmit at channel 2452MHz by 802.11n-HT40 Ant 0	

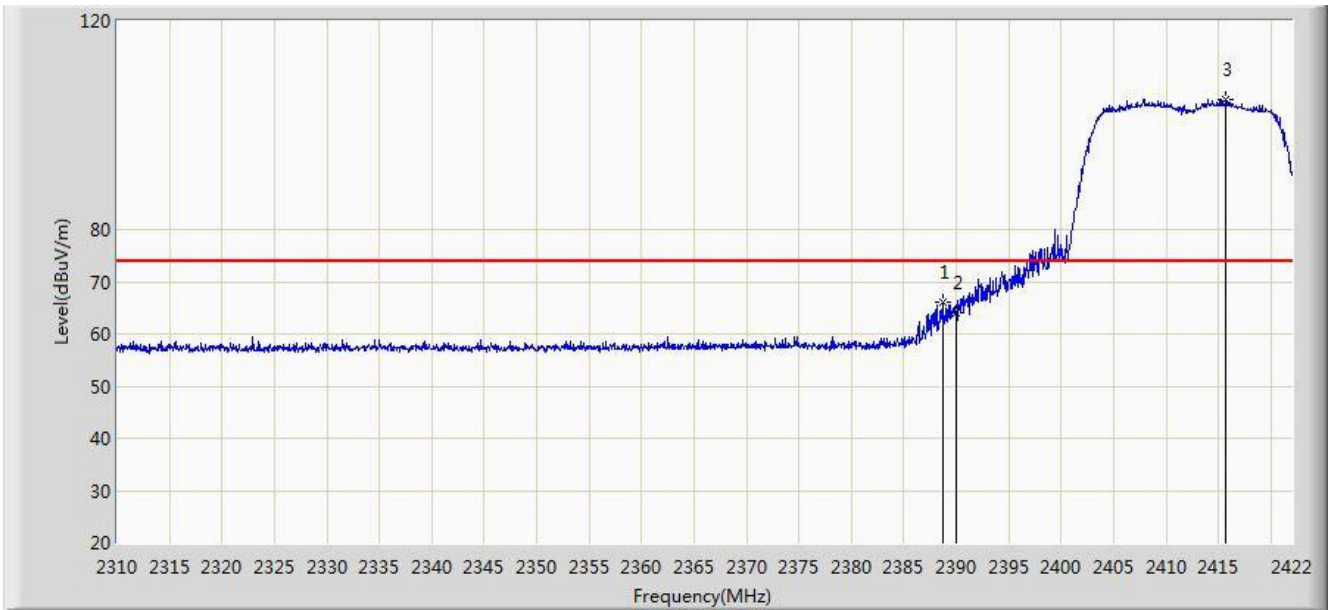


No	Flag	Mark	Frequency (MHz)	Measure Level (dBuV/m)	Reading Level (dBuV)	Over Limit (dB)	Limit (dBuV/m)	Factor (dB)	Type
1		*	2448.048	87.036	55.926	N/A	N/A	31.111	AV
2			2483.500	47.980	16.787	-6.020	54.000	31.194	AV

Note: Measure Level (dBuV/m) = Reading Level (dBuV) + Factor (dB)

Factor (dB) = Cable Loss (dB) + Antenna Factor (dB/m).

Site: AC1	Time: 2015/03/14 - 12:15
Limit: FCC_Part15.209_RE(3m)	Engineer: Roy Cheng
Probe: BBHA9120D_1-18GHz	Polarity: Horizontal
EUT: WIFI dual band 4 GE LAN GPON HGU	Power: AC 120V/60Hz
Test Mode: Transmit at channel 2412MHz by 802.11n-HT20 Ant 1	

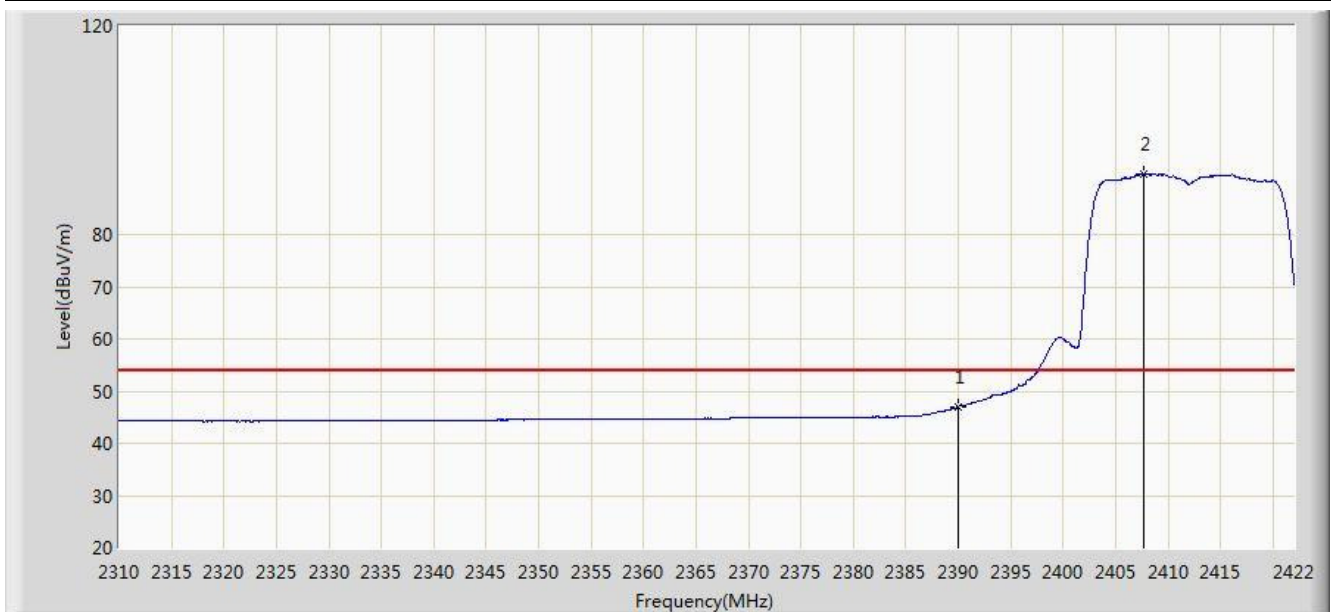


No	Flag	Mark	Frequency (MHz)	Measure Level (dBuV/m)	Reading Level (dBuV)	Over Limit (dB)	Limit (dBuV/m)	Factor (dB)	Type
1			2388.680	66.181	34.976	-7.819	74.000	31.205	PK
2			2390.000	64.099	32.896	-9.901	74.000	31.203	PK
3		*	2415.728	104.797	73.634	N/A	N/A	31.163	PK

Note: Measure Level (dB μ V/m) = Reading Level (dB μ V) + Factor (dB)

Factor (dB) = Cable Loss (dB) + Antenna Factor (dB/m).

Site: AC1	Time: 2015/03/14 - 12:19
Limit: FCC_Part15.209_RE(3m)	Engineer: Roy Cheng
Probe: BBHA9120D_1-18GHz	Polarity: Horizontal
EUT: WIFI dual band 4 GE LAN GPON HGU	Power: AC 120V/60Hz
Test Mode: Transmit at channel 2412MHz by 802.11n-HT20 Ant 1	

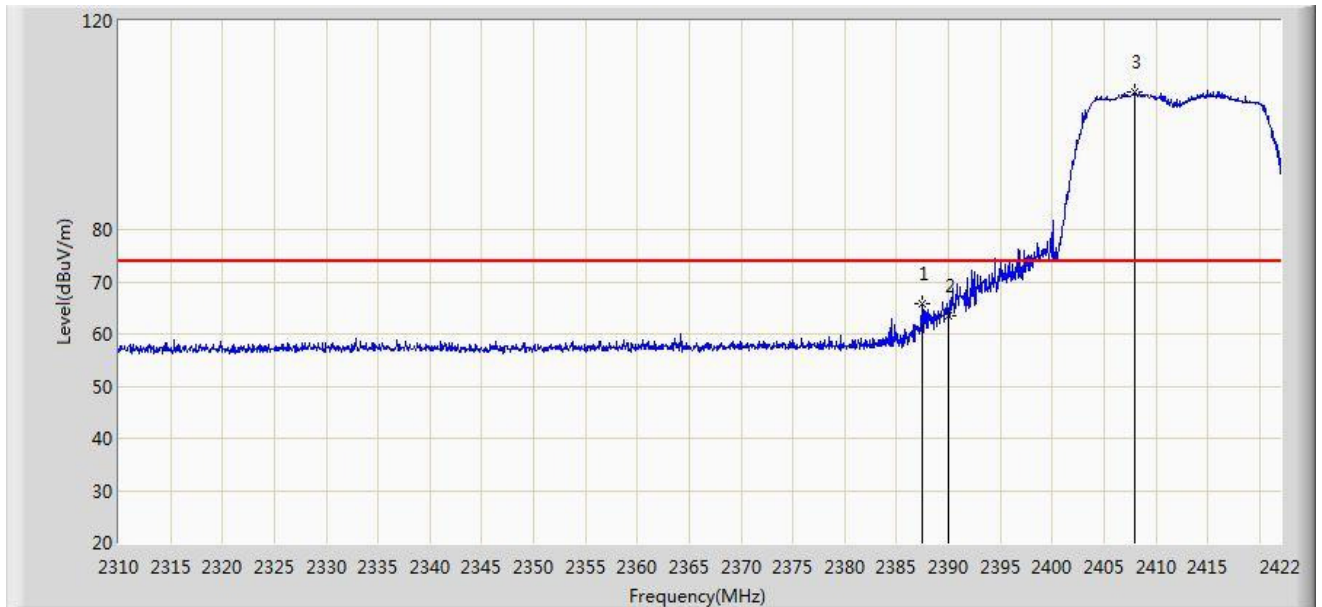


No	Flag	Mark	Frequency (MHz)	Measure Level (dBuV/m)	Reading Level (dBuV)	Over Limit (dB)	Limit (dBuV/m)	Factor (dB)	Type
1			2390.000	46.967	15.764	-7.033	54.000	31.203	AV
2		*	2407.720	91.618	60.442	N/A	N/A	31.176	AV

Note: Measure Level (dBuV/m) = Reading Level (dBuV) + Factor (dB)

Factor (dB) = Cable Loss (dB) + Antenna Factor (dB/m).

Site: AC1	Time: 2015/03/14 - 12:20
Limit: FCC_Part15.209_RE(3m)	Engineer: Roy Cheng
Probe: BBHA9120D_1-18GHz	Polarity: Vertical
EUT: WIFI dual band 4 GE LAN GPON HGU	Power: AC 120V/60Hz
Test Mode: Transmit at channel 2412MHz by 802.11n-HT20 Ant 1	

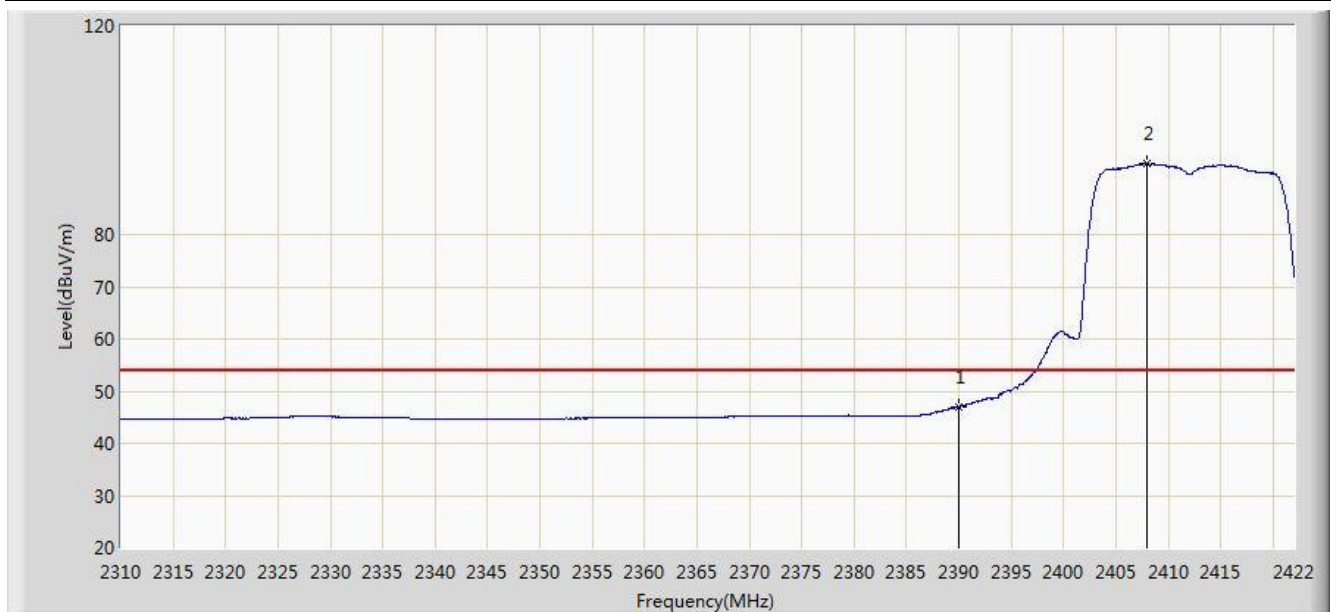


No	Flag	Mark	Frequency (MHz)	Measure Level (dBuV/m)	Reading Level (dBuV)	Over Limit (dB)	Limit (dBuV/m)	Factor (dB)	Type
1			2387.448	65.923	34.716	-8.077	74.000	31.207	PK
2			2390.000	63.519	32.316	-10.481	74.000	31.203	PK
3		*	2407.944	106.282	75.106	N/A	N/A	31.176	PK

Note: Measure Level (dB μ V/m) = Reading Level (dB μ V) + Factor (dB)

Factor (dB) = Cable Loss (dB) + Antenna Factor (dB/m).

Site: AC1	Time: 2015/03/14 - 12:22
Limit: FCC_Part15.209_RE(3m)	Engineer: Roy Cheng
Probe: BBHA9120D_1-18GHz	Polarity: Vertical
EUT: WIFI dual band 4 GE LAN GPON HGU	Power: AC 120V/60Hz
Test Mode: Transmit at channel 2412MHz by 802.11n-HT20 Ant 1	

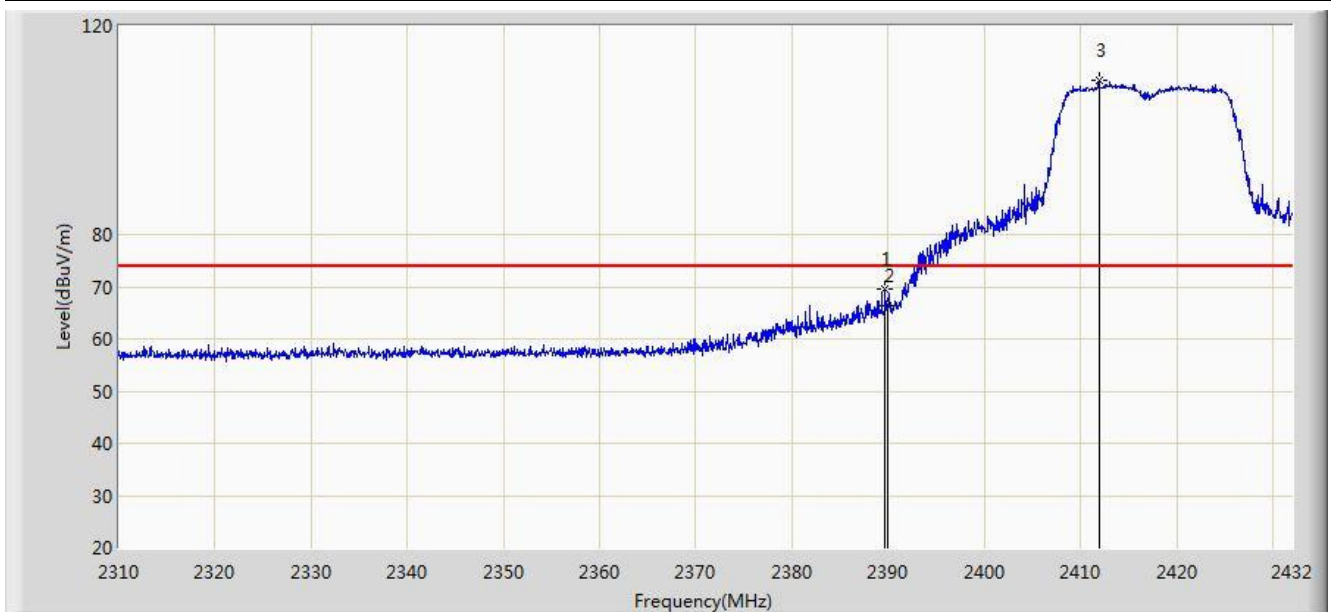


No	Flag	Mark	Frequency (MHz)	Measure Level (dBuV/m)	Reading Level (dBuV)	Over Limit (dB)	Limit (dBuV/m)	Factor (dB)	Type
1			2390.000	46.972	15.769	-7.028	54.000	31.203	AV
2		*	2408.000	93.536	62.360	N/A	N/A	31.176	AV

Note: Measure Level (dBuV/m) = Reading Level (dBuV) + Factor (dB)

Factor (dB) = Cable Loss (dB) + Antenna Factor (dB/m).

Site: AC1	Time: 2015/03/14 - 12:23
Limit: FCC_Part15.209_RE(3m)	Engineer: Roy Cheng
Probe: BBHA9120D_1-18GHz	Polarity: Horizontal
EUT: WIFI dual band 4 GE LAN GPON HGU	Power: AC 120V/60Hz
Test Mode: Transmit at channel 2417MHz by 802.11n-HT20 Ant 1	

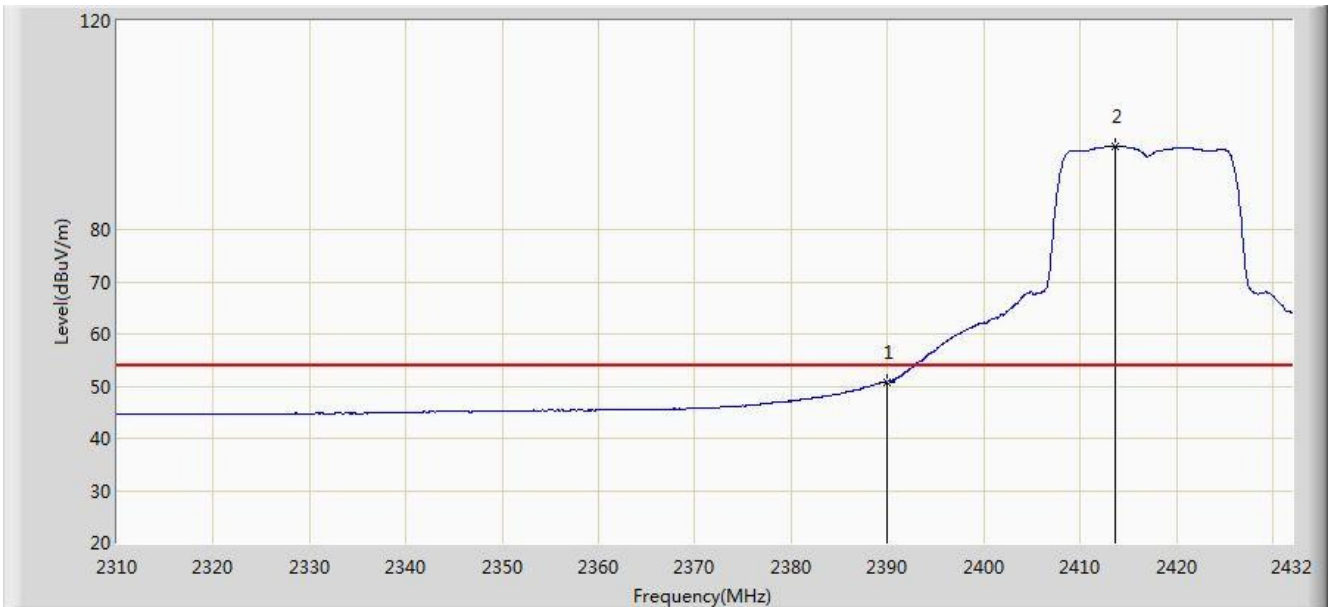


No	Flag	Mark	Frequency (MHz)	Measure Level (dBuV/m)	Reading Level (dBuV)	Over Limit (dB)	Limit (dBuV/m)	Factor (dB)	Type
1			2389.727	69.678	38.475	-4.322	74.000	31.204	PK
2			2390.000	66.294	35.091	-7.706	74.000	31.203	PK
3		*	2411.931	109.663	78.493	N/A	N/A	31.170	PK

Note: Measure Level (dBuV/m) = Reading Level (dBuV) + Factor (dB)

Factor (dB) = Cable Loss (dB) + Antenna Factor (dB/m).

Site: AC1	Time: 2015/03/14 - 12:24
Limit: FCC_Part15.209_RE(3m)	Engineer: Roy Cheng
Probe: BBHA9120D_1-18GHz	Polarity: Horizontal
EUT: WIFI dual band 4 GE LAN GPON HGU	Power: AC 120V/60Hz
Test Mode: Transmit at channel 2417MHz by 802.11n-HT20 Ant 1	

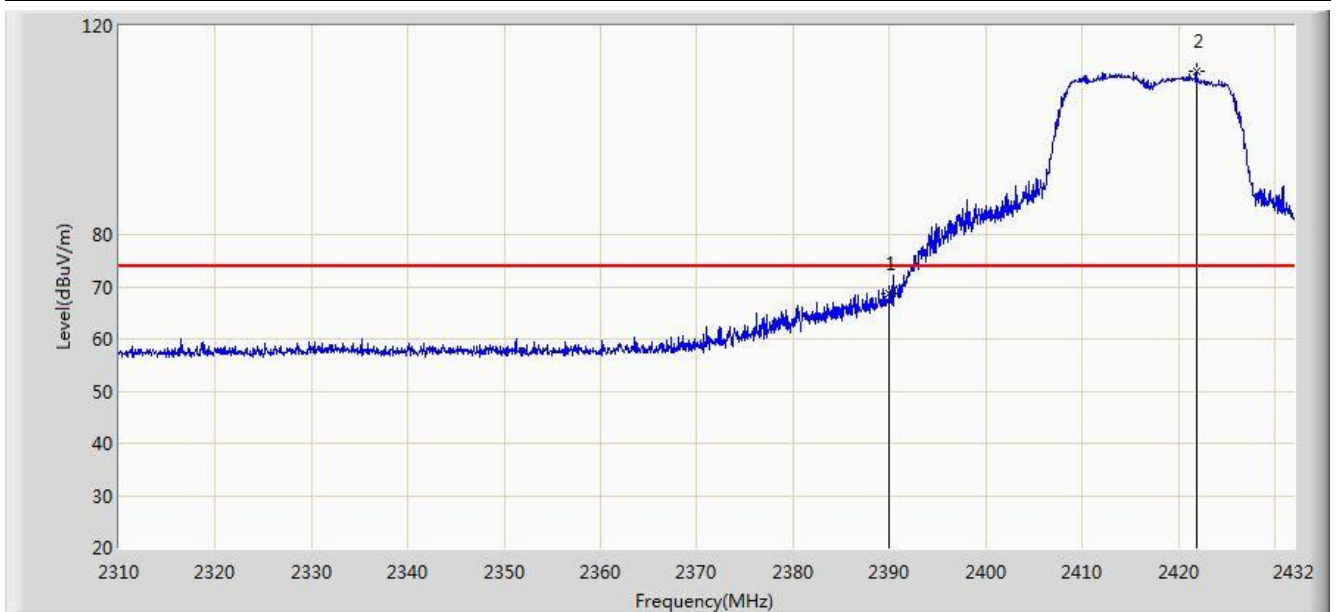


No	Flag	Mark	Frequency (MHz)	Measure Level (dBuV/m)	Reading Level (dBuV)	Over Limit (dB)	Limit (dBuV/m)	Factor (dB)	Type
1			2390.000	50.800	19.597	-3.200	54.000	31.203	AV
2		*	2413.700	96.051	64.884	N/A	N/A	31.167	AV

Note: Measure Level (dBuV/m) = Reading Level (dBuV) + Factor (dB)

Factor (dB) = Cable Loss (dB) + Antenna Factor (dB/m).

Site: AC1	Time: 2015/03/14 - 12:25
Limit: FCC_Part15.209_RE(3m)	Engineer: Roy Cheng
Probe: BBHA9120D_1-18GHz	Polarity: Vertical
EUT: WIFI dual band 4 GE LAN GPON HGU	Power: AC 120V/60Hz
Test Mode: Transmit at channel 2417MHz by 802.11n-HT20 Ant 1	

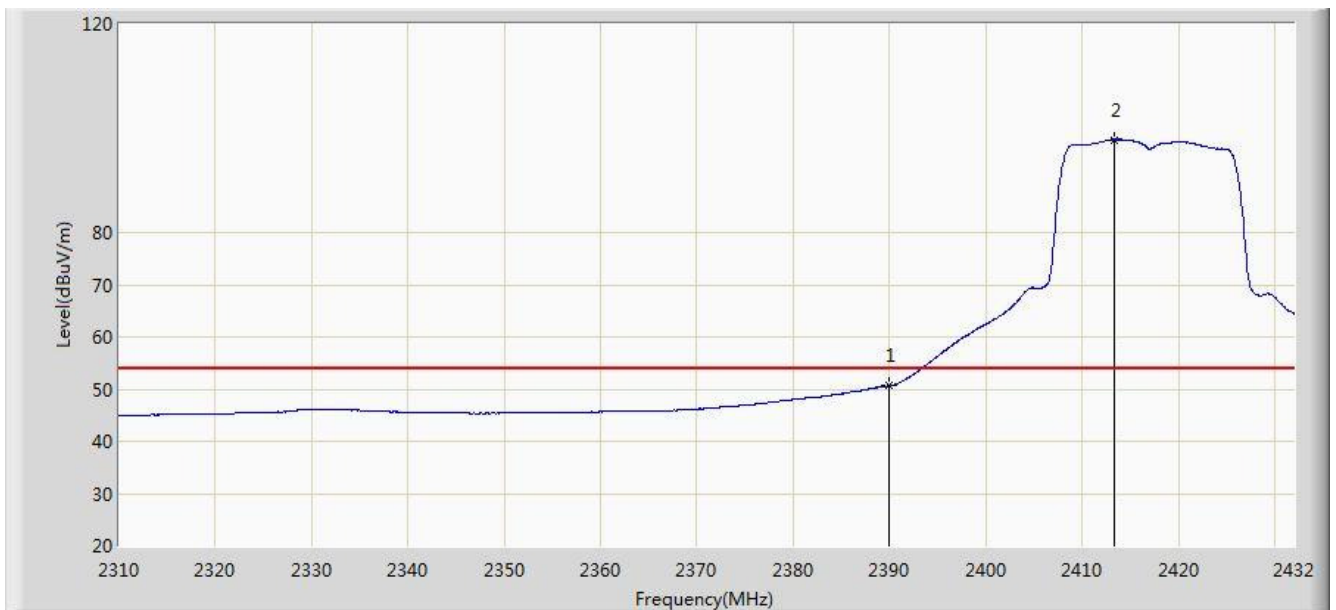


No	Flag	Mark	Frequency (MHz)	Measure Level (dBuV/m)	Reading Level (dBuV)	Over Limit (dB)	Limit (dBuV/m)	Factor (dB)	Type
1			2390.000	68.684	37.481	-5.316	74.000	31.203	PK
2		*	2421.874	111.263	80.110	N/A	N/A	31.152	PK

Note: Measure Level (dBuV/m) = Reading Level (dBuV) + Factor (dB)

Factor (dB) = Cable Loss (dB) + Antenna Factor (dB/m).

Site: AC1	Time: 2015/03/14 - 12:25
Limit: FCC_Part15.209_RE(3m)	Engineer: Roy Cheng
Probe: BBHA9120D_1-18GHz	Polarity: Vertical
EUT: WIFI dual band 4 GE LAN GPON HGU	Power: AC 120V/60Hz
Test Mode: Transmit at channel 2417MHz by 802.11n-HT20 Ant 1	

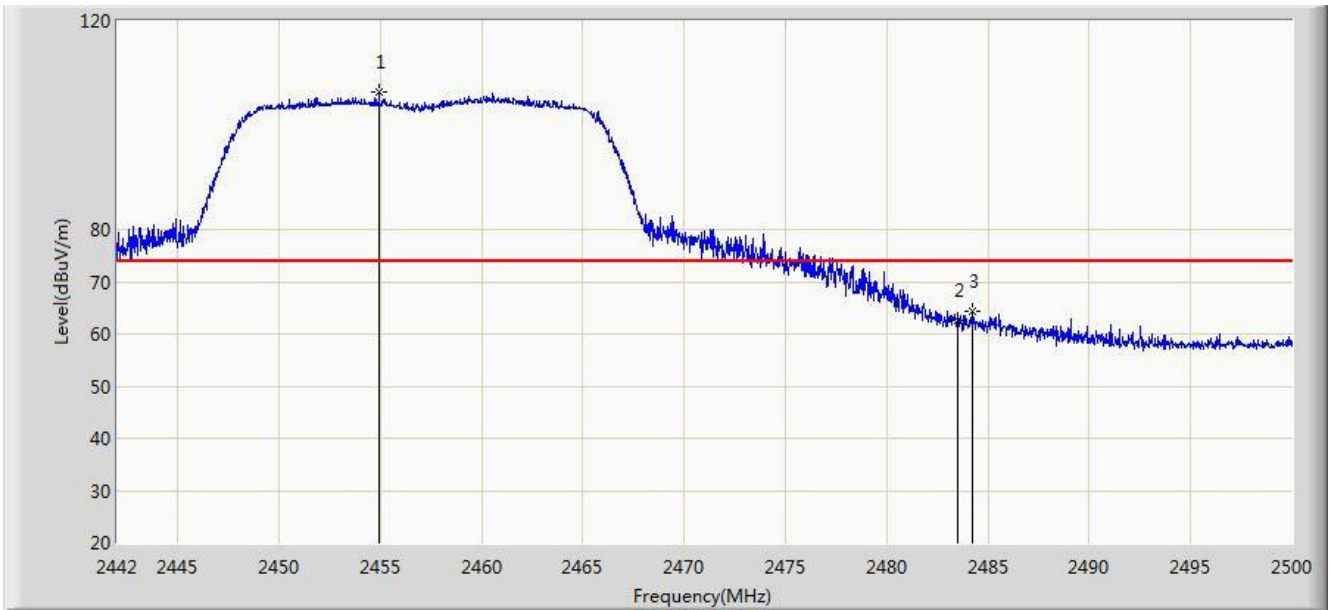


No	Flag	Mark	Frequency (MHz)	Measure Level (dBuV/m)	Reading Level (dBuV)	Over Limit (dB)	Limit (dBuV/m)	Factor (dB)	Type
1			2390.000	50.646	19.443	-3.354	54.000	31.203	AV
2		*	2413.334	97.814	66.647	N/A	N/A	31.168	AV

Note: Measure Level (dBuV/m) = Reading Level (dBuV) + Factor (dB)

Factor (dB) = Cable Loss (dB) + Antenna Factor (dB/m).

Site: AC1	Time: 2015/03/14 - 12:26
Limit: FCC_Part15.209_RE(3m)	Engineer: Roy Cheng
Probe: BBHA9120D_1-18GHz	Polarity: Horizontal
EUT: WIFI dual band 4 GE LAN GPON HGU	Power: AC 120V/60Hz
Test Mode: Transmit at channel 2457MHz by 802.11n-HT20 Ant 1	

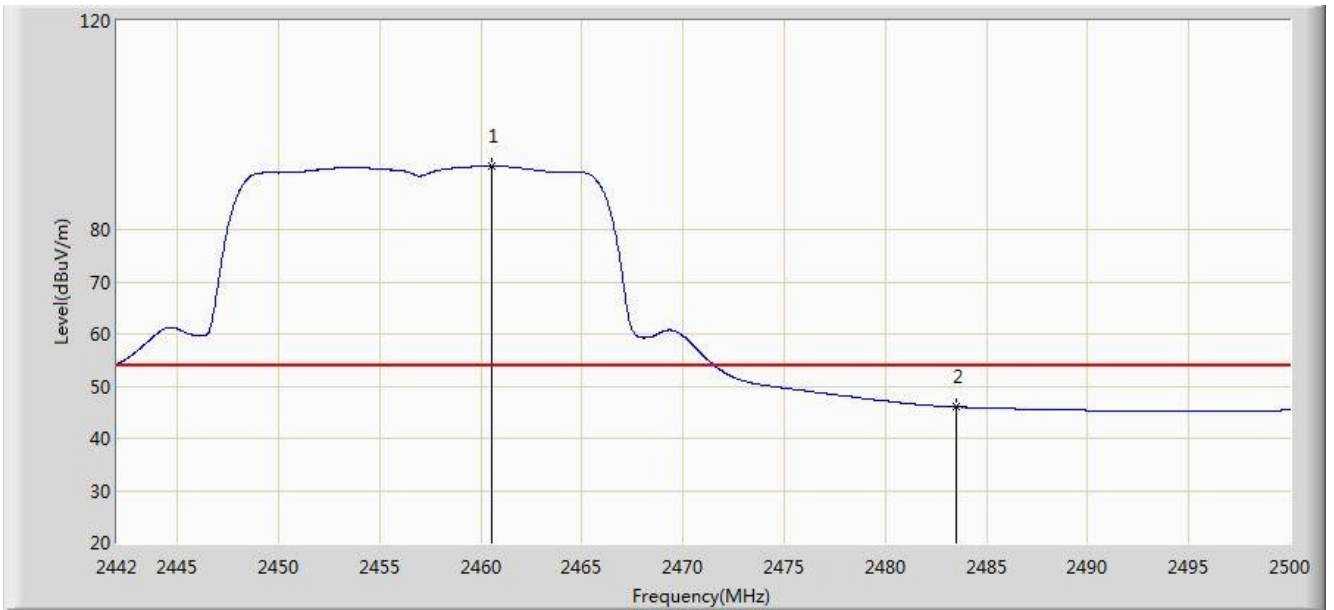


No	Flag	Mark	Frequency (MHz)	Measure Level (dBuV/m)	Reading Level (dBuV)	Over Limit (dB)	Limit (dBuV/m)	Factor (dB)	Type
1		*	2454.934	106.324	75.201	N/A	N/A	31.123	PK
2			2483.500	62.556	31.363	-11.444	74.000	31.194	PK
3			2484.195	64.362	33.167	-9.638	74.000	31.195	PK

Note: Measure Level (dB μ V/m) = Reading Level (dB μ V) + Factor (dB)

Factor (dB) = Cable Loss (dB) + Antenna Factor (dB/m).

Site: AC1	Time: 2015/03/14 - 12:28
Limit: FCC_Part15.209_RE(3m)	Engineer: Roy Cheng
Probe: BBHA9120D_1-18GHz	Polarity: Horizontal
EUT: WIFI dual band 4 GE LAN GPON HGU	Power: AC 120V/60Hz
Test Mode: Transmit at channel 2457MHz by 802.11n-HT20 Ant 1	

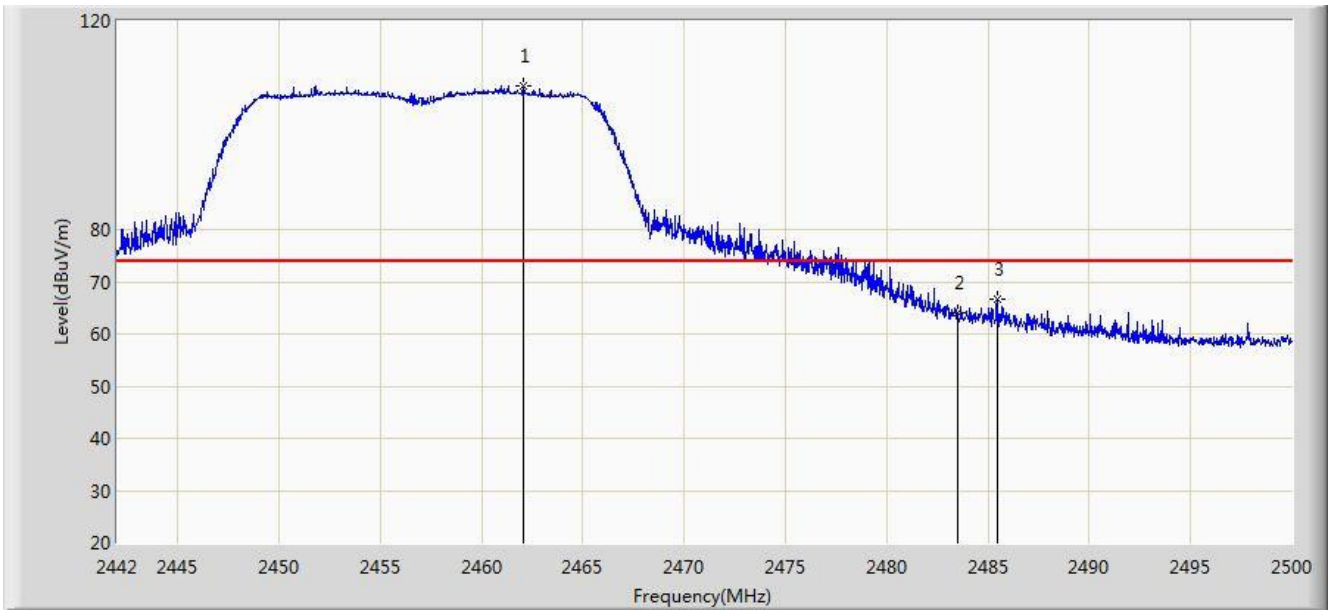


No	Flag	Mark	Frequency (MHz)	Measure Level (dBuV/m)	Reading Level (dBuV)	Over Limit (dB)	Limit (dBuV/m)	Factor (dB)	Type
1		*	2460.560	92.179	61.046	N/A	N/A	31.133	AV
2			2483.500	45.977	14.784	-8.023	54.000	31.194	AV

Note: Measure Level (dBuV/m) = Reading Level (dBuV) + Factor (dB)

Factor (dB) = Cable Loss (dB) + Antenna Factor (dB/m).

Site: AC1	Time: 2015/03/14 - 12:29
Limit: FCC_Part15.209_RE(3m)	Engineer: Roy Cheng
Probe: BBHA9120D_1-18GHz	Polarity: Vertical
EUT: WIFI dual band 4 GE LAN GPON HGU	Power: AC 120V/60Hz
Test Mode: Transmit at channel 2457MHz by 802.11n-HT20 Ant 1	

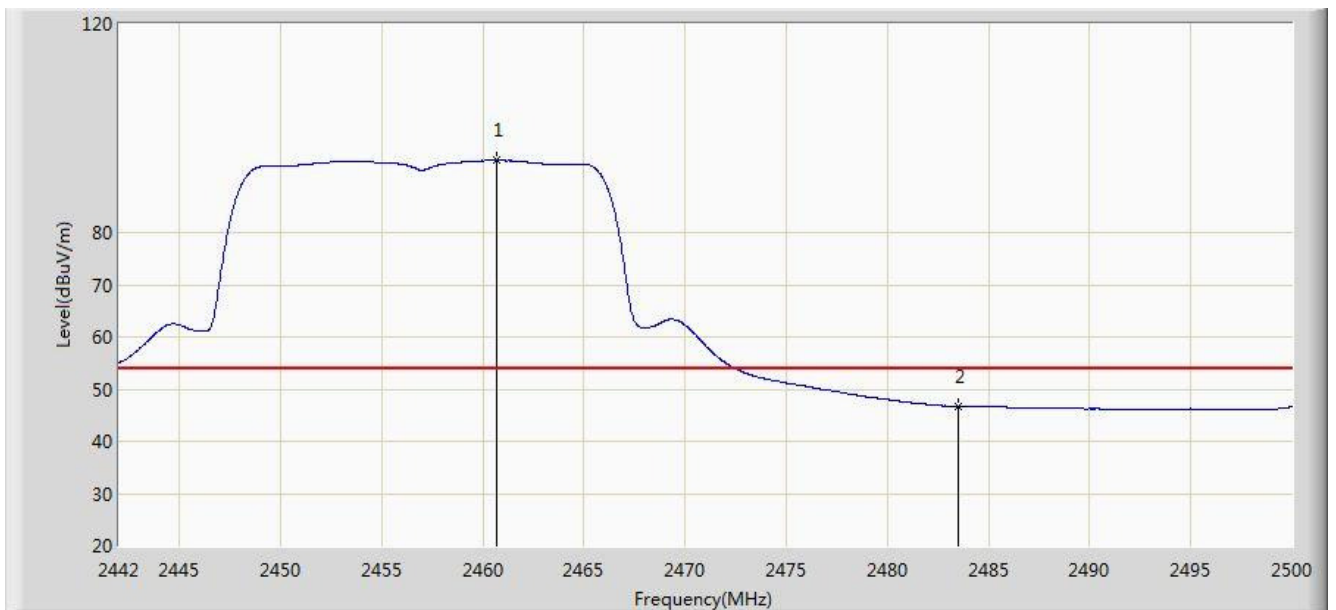


No	Flag	Mark	Frequency (MHz)	Measure Level (dBuV/m)	Reading Level (dBuV)	Over Limit (dB)	Limit (dBuV/m)	Factor (dB)	Type
1		*	2462.039	107.450	76.315	N/A	N/A	31.135	PK
2			2483.500	64.116	32.923	-9.884	74.000	31.194	PK
3			2485.442	66.614	35.416	-7.386	74.000	31.198	PK

Note: Measure Level (dBuV/m) = Reading Level (dBuV) + Factor (dB)

Factor (dB) = Cable Loss (dB) + Antenna Factor (dB/m).

Site: AC1	Time: 2015/03/14 - 12:31
Limit: FCC_Part15.209_RE(3m)	Engineer: Roy Cheng
Probe: BBHA9120D_1-18GHz	Polarity: Vertical
EUT: WIFI dual band 4 GE LAN GPON HGU	Power: AC 120V/60Hz
Test Mode: Transmit at channel 2457MHz by 802.11n-HT20 Ant 1	

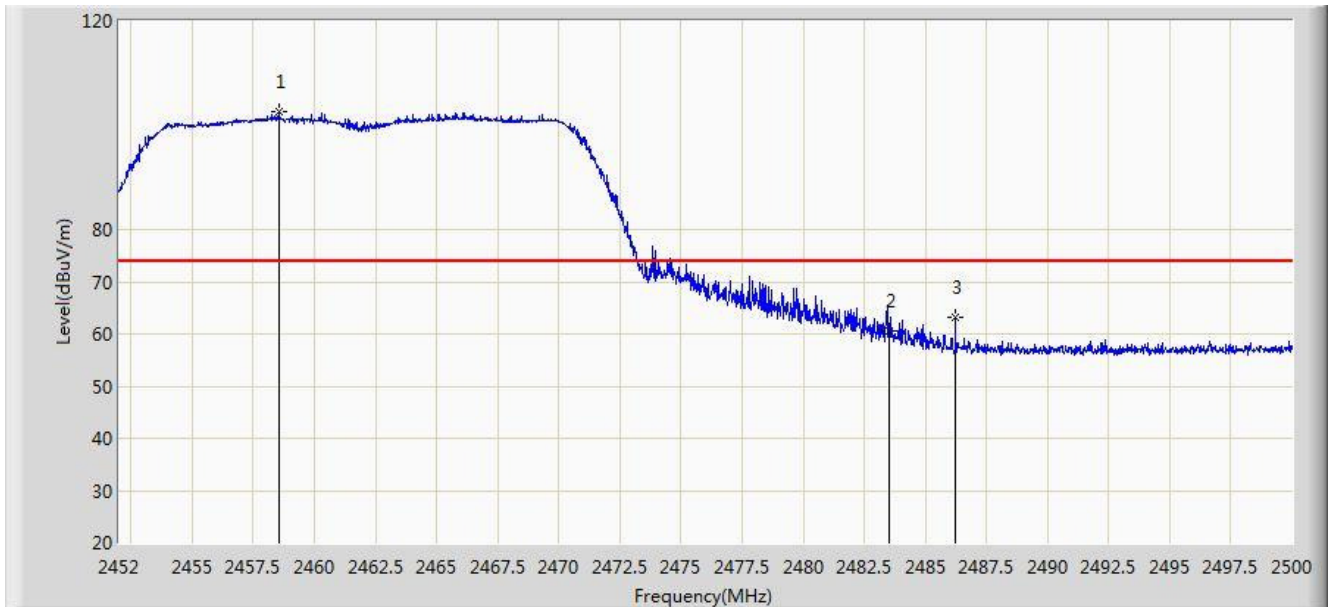


No	Flag	Mark	Frequency (MHz)	Measure Level (dBuV/m)	Reading Level (dBuV)	Over Limit (dB)	Limit (dBuV/m)	Factor (dB)	Type
1		*	2460.647	93.879	62.746	N/A	N/A	31.133	AV
2			2483.500	46.731	15.538	-7.269	54.000	31.194	AV

Note: Measure Level (dBuV/m) = Reading Level (dBuV) + Factor (dB)

Factor (dB) = Cable Loss (dB) + Antenna Factor (dB/m).

Site: AC1	Time: 2015/03/14 - 12:31
Limit: FCC_Part15.209_RE(3m)	Engineer: Roy Cheng
Probe: BBHA9120D_1-18GHz	Polarity: Horizontal
EUT: WIFI dual band 4 GE LAN GPON HGU	Power: AC 120V/60Hz
Test Mode: Transmit at channel 2462MHz by 802.11n-HT20 Ant 1	

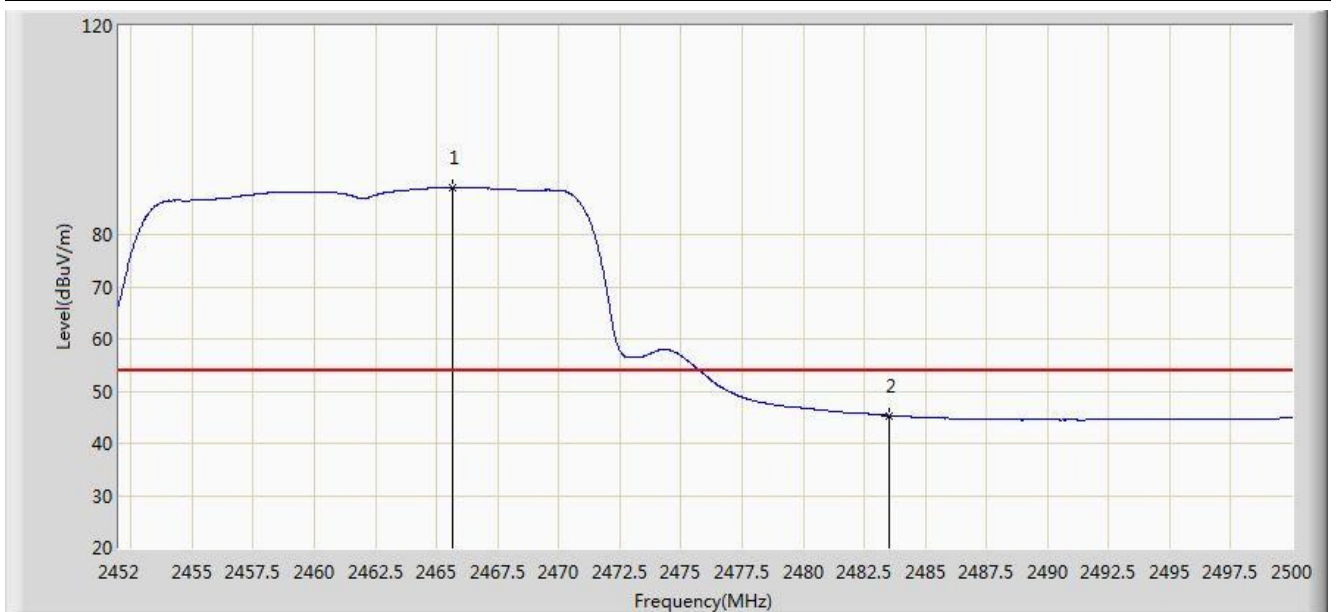


No	Flag	Mark	Frequency (MHz)	Measure Level (dBuV/m)	Reading Level (dBuV)	Over Limit (dB)	Limit (dBuV/m)	Factor (dB)	Type
1		*	2458.528	102.657	71.528	N/A	N/A	31.129	PK
2			2483.500	60.555	29.362	-13.445	74.000	31.194	PK
3			2486.224	63.100	31.900	-10.900	74.000	31.201	PK

Note: Measure Level (dBuV/m) = Reading Level (dBuV) + Factor (dB)

Factor (dB) = Cable Loss (dB) + Antenna Factor (dB/m).

Site: AC1	Time: 2015/03/14 - 12:33
Limit: FCC_Part15.209_RE(3m)	Engineer: Roy Cheng
Probe: BBHA9120D_1-18GHz	Polarity: Horizontal
EUT: WIFI dual band 4 GE LAN GPON HGU	Power: AC 120V/60Hz
Test Mode: Transmit at channel 2462MHz by 802.11n-HT20 Ant 1	

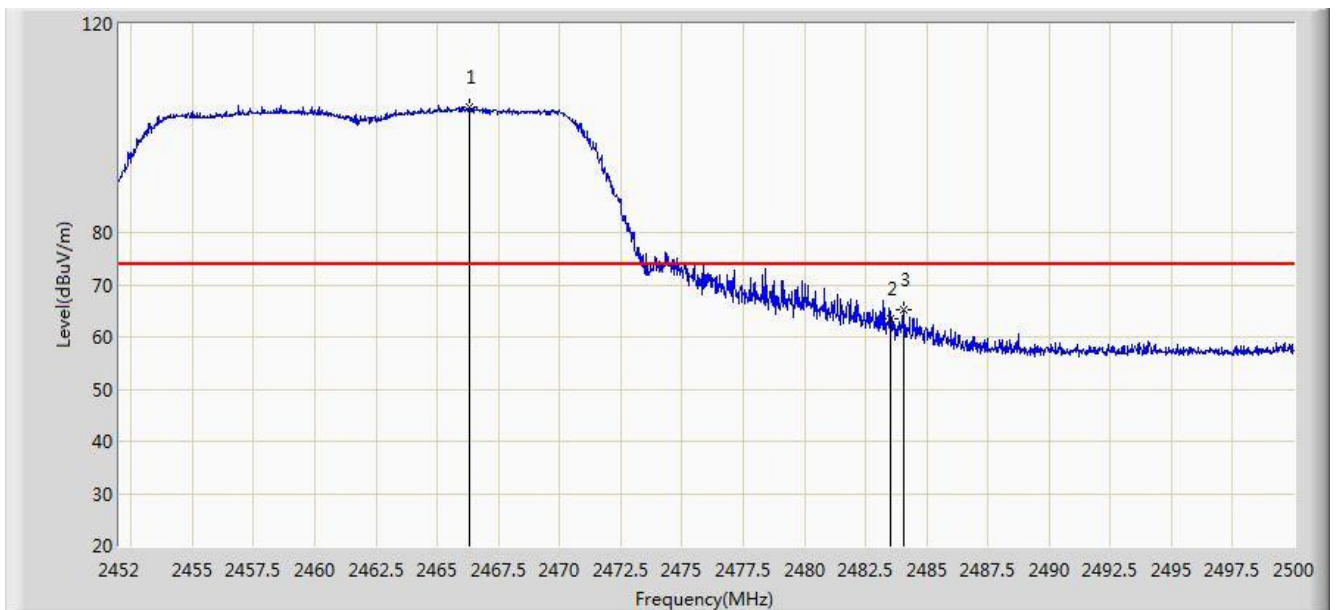


No	Flag	Mark	Frequency (MHz)	Measure Level (dBuV/m)	Reading Level (dBuV)	Over Limit (dB)	Limit (dBuV/m)	Factor (dB)	Type
1		*	2465.632	89.101	57.957	N/A	N/A	31.144	AV
2			2483.500	45.328	14.135	-8.672	54.000	31.194	AV

Note: Measure Level (dBuV/m) = Reading Level (dBuV) + Factor (dB)

Factor (dB) = Cable Loss (dB) + Antenna Factor (dB/m).

Site: AC1	Time: 2015/03/14 - 12:33
Limit: FCC_Part15.209_RE(3m)	Engineer: Roy Cheng
Probe: BBHA9120D_1-18GHz	Polarity: Vertical
EUT: WIFI dual band 4 GE LAN GPON HGU	Power: AC 120V/60Hz
Test Mode: Transmit at channel 2462MHz by 802.11n-HT20 Ant 1	

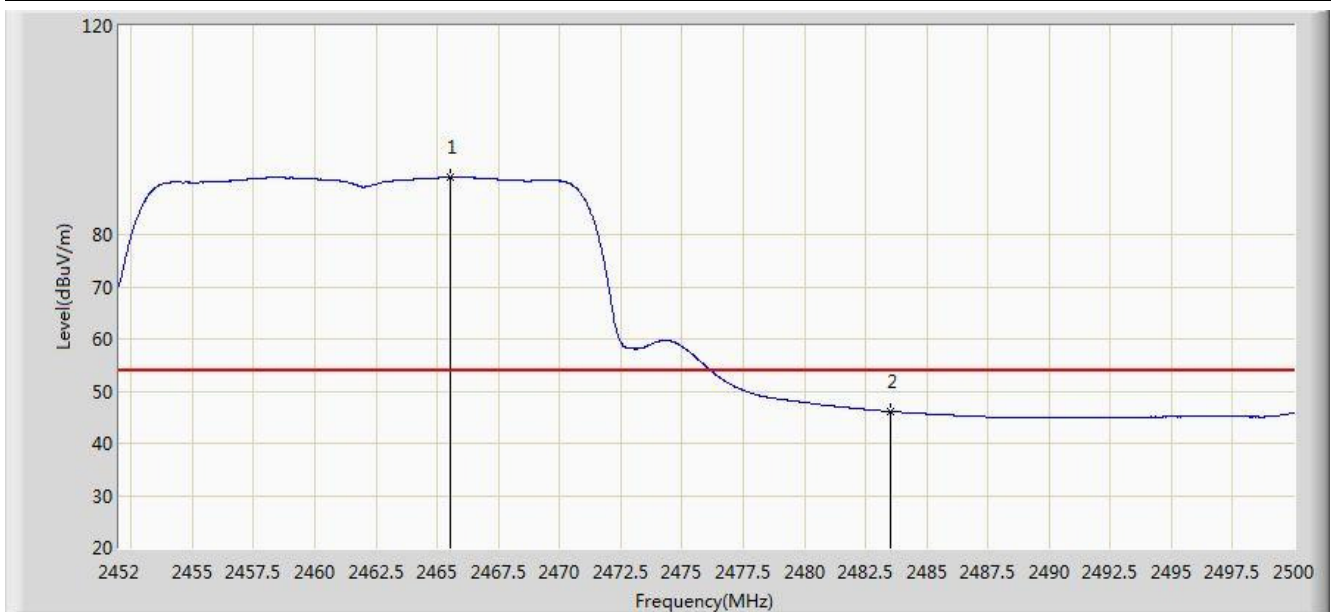


No	Flag	Mark	Frequency (MHz)	Measure Level (dBuV/m)	Reading Level (dBuV)	Over Limit (dB)	Limit (dBuV/m)	Factor (dB)	Type
1		*	2466.304	104.131	72.985	N/A	N/A	31.146	PK
2			2483.500	63.338	32.145	-10.662	74.000	31.194	PK
3			2484.040	65.274	34.079	-8.726	74.000	31.195	PK

Note: Measure Level (dBuV/m) = Reading Level (dBuV) + Factor (dB)

Factor (dB) = Cable Loss (dB) + Antenna Factor (dB/m).

Site: AC1	Time: 2015/03/14 - 12:34
Limit: FCC_Part15.209_RE(3m)	Engineer: Roy Cheng
Probe: BBHA9120D_1-18GHz	Polarity: Vertical
EUT: WIFI dual band 4 GE LAN GPON HGU	Power: AC 120V/60Hz
Test Mode: Transmit at channel 2462MHz by 802.11n-HT20 Ant 1	

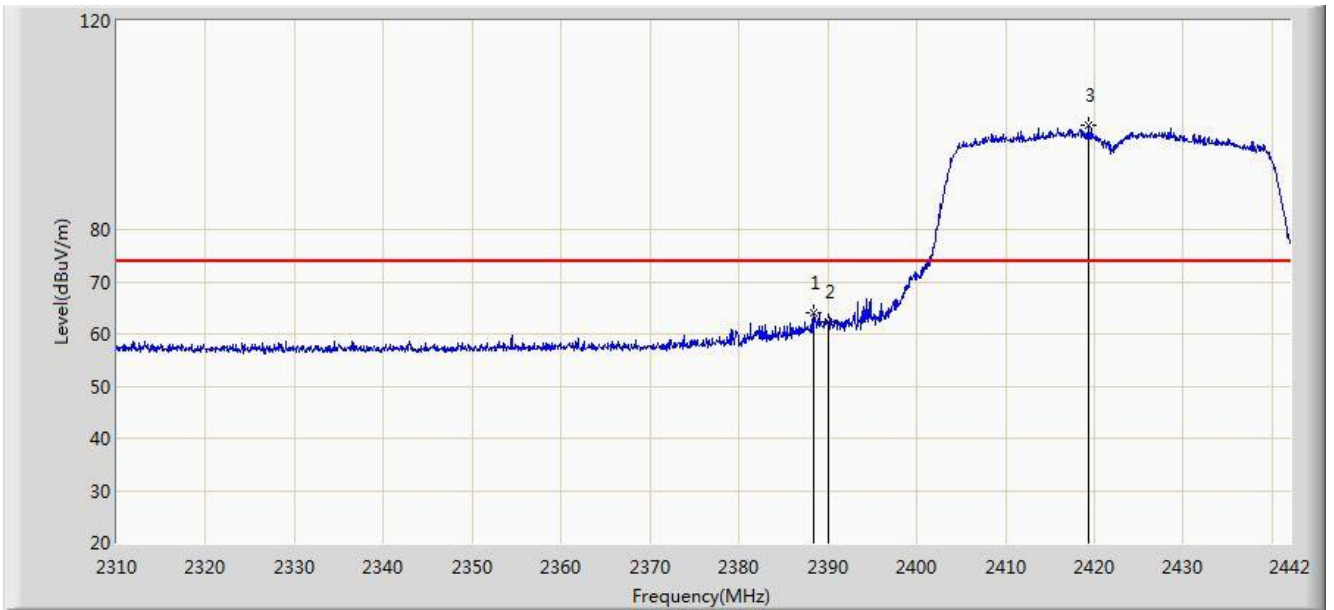


No	Flag	Mark	Frequency (MHz)	Measure Level (dBuV/m)	Reading Level (dBuV)	Over Limit (dB)	Limit (dBuV/m)	Factor (dB)	Type
1		*	2465.560	91.010	59.866	N/A	N/A	31.144	AV
2			2483.500	46.129	14.936	-7.871	54.000	31.194	AV

Note: Measure Level (dBuV/m) = Reading Level (dBuV) + Factor (dB)

Factor (dB) = Cable Loss (dB) + Antenna Factor (dB/m).

Site: AC1	Time: 2015/03/14 - 12:35
Limit: FCC_Part15.209_RE(3m)	Engineer: Roy Cheng
Probe: BBHA9120D_1-18GHz	Polarity: Horizontal
EUT: WIFI dual band 4 GE LAN GPON HGU	Power: AC 120V/60Hz
Test Mode: Transmit at channel 2422MHz by 802.11n-HT40 Ant 1	

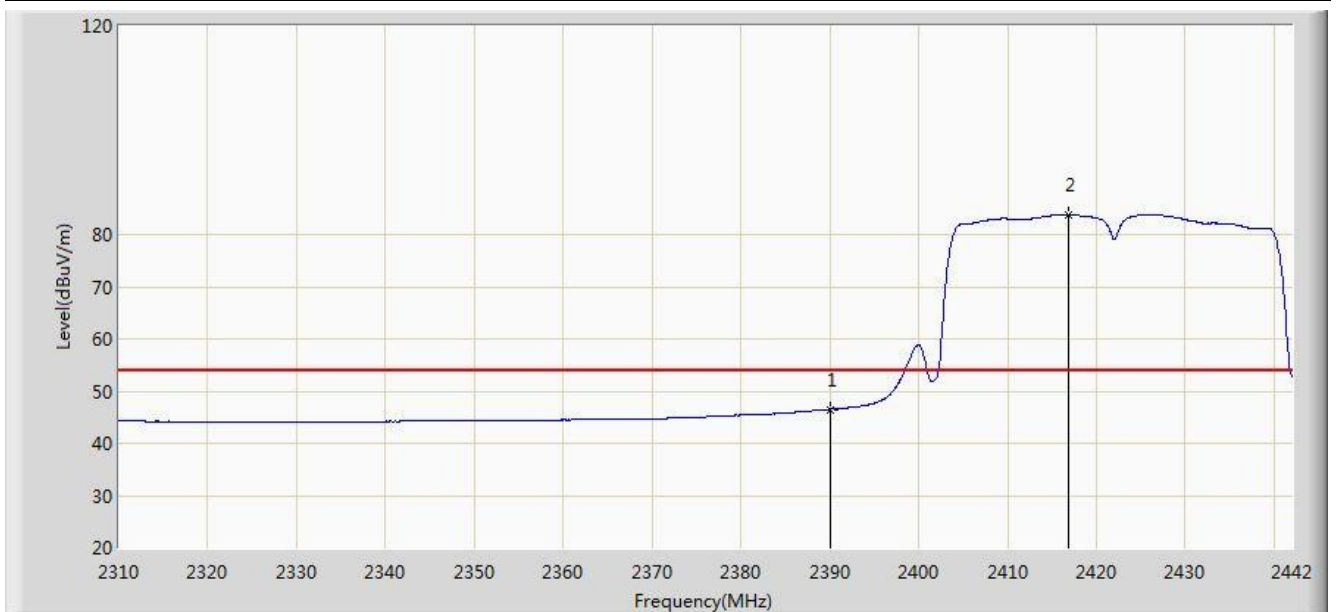


No	Flag	Mark	Frequency (MHz)	Measure Level (dBuV/m)	Reading Level (dBuV)	Over Limit (dB)	Limit (dBuV/m)	Factor (dB)	Type
1			2388.408	64.101	32.895	-9.899	74.000	31.206	PK
2			2390.000	62.250	31.047	-11.750	74.000	31.203	PK
3		*	2419.362	99.921	68.764	N/A	N/A	31.156	PK

Note: Measure Level (dBuV/m) = Reading Level (dBuV) + Factor (dB)

Factor (dB) = Cable Loss (dB) + Antenna Factor (dB/m).

Site: AC1	Time: 2015/03/14 - 12:42
Limit: FCC_Part15.209_RE(3m)	Engineer: Roy Cheng
Probe: BBHA9120D_1-18GHz	Polarity: Horizontal
EUT: WIFI dual band 4 GE LAN GPON HGU	Power: AC 120V/60Hz
Test Mode: Transmit at channel 2422MHz by 802.11n-HT40 Ant 1	

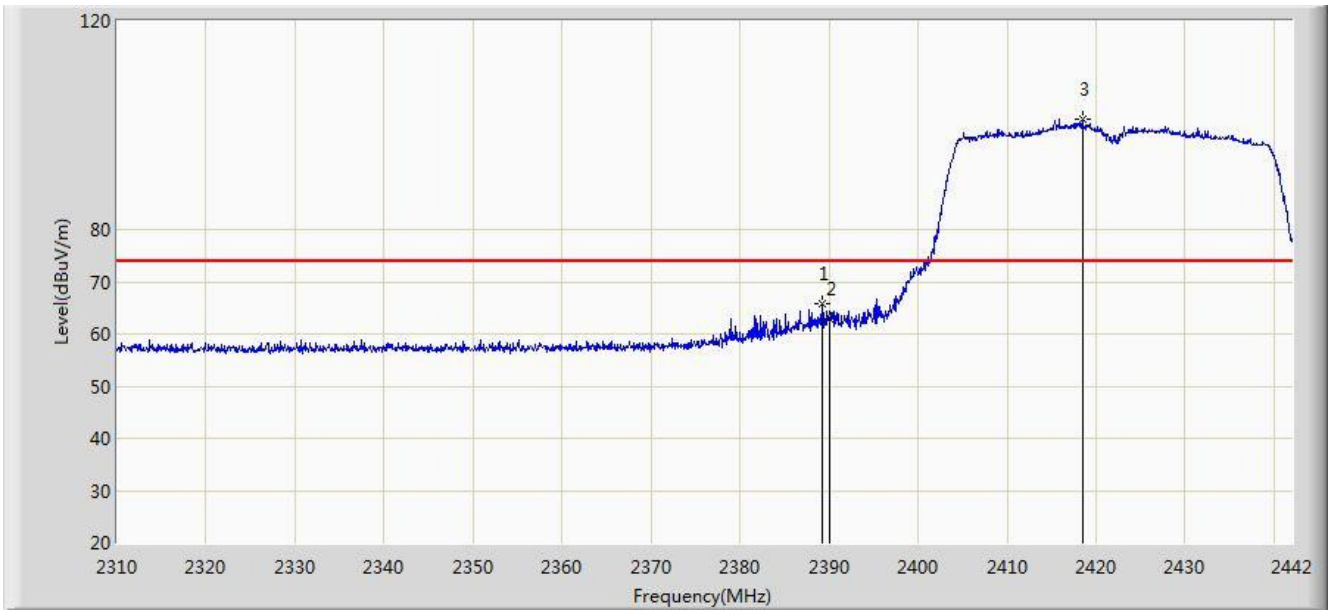


No	Flag	Mark	Frequency (MHz)	Measure Level (dBuV/m)	Reading Level (dBuV)	Over Limit (dB)	Limit (dBuV/m)	Factor (dB)	Type
1			2390.000	46.514	15.311	-7.486	54.000	31.203	AV
2		*	2416.854	83.835	52.674	N/A	N/A	31.161	AV

Note: Measure Level (dBuV/m) = Reading Level (dBuV) + Factor (dB)

Factor (dB) = Cable Loss (dB) + Antenna Factor (dB/m).

Site: AC1	Time: 2015/03/14 - 12:43
Limit: FCC_Part15.209_RE(3m)	Engineer: Roy Cheng
Probe: BBHA9120D_1-18GHz	Polarity: Vertical
EUT: WIFI dual band 4 GE LAN GPON HGU	Power: AC 120V/60Hz
Test Mode: Transmit at channel 2422MHz by 802.11n-HT40 Ant 1	

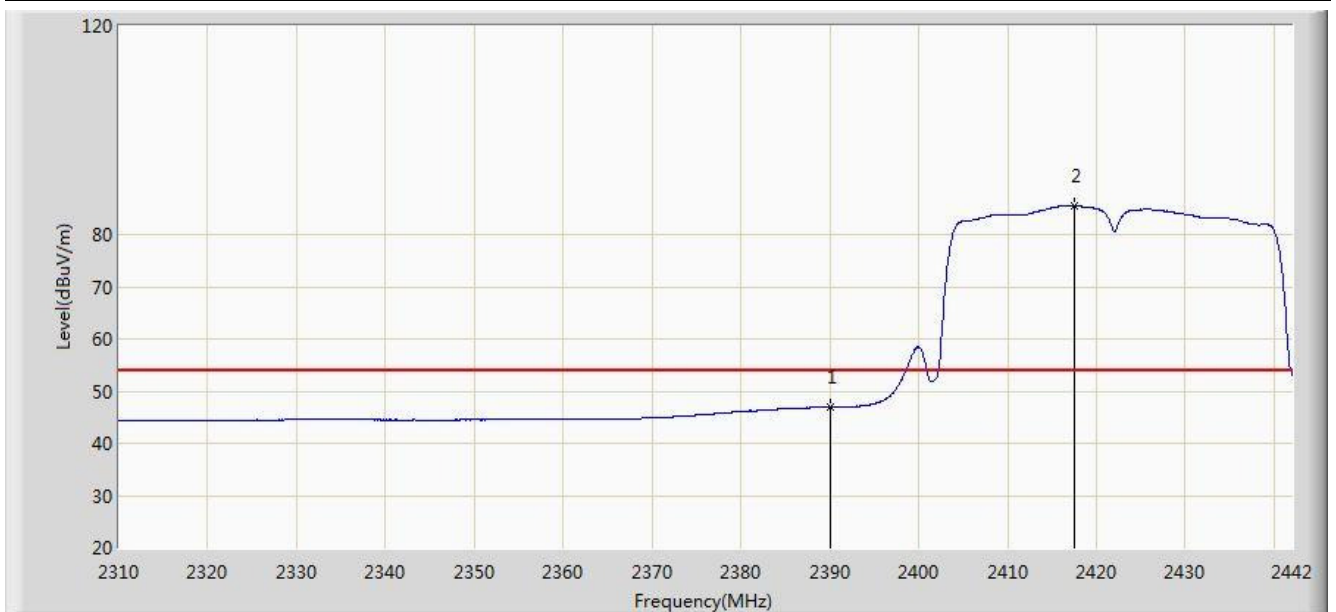


No	Flag	Mark	Frequency (MHz)	Measure Level (dBuV/m)	Reading Level (dBuV)	Over Limit (dB)	Limit (dBuV/m)	Factor (dB)	Type
1			2389.266	65.841	34.637	-8.159	74.000	31.204	PK
2			2390.000	62.912	31.709	-11.088	74.000	31.203	PK
3		*	2418.504	101.253	70.095	N/A	N/A	31.158	PK

Note: Measure Level (dB μ V/m) = Reading Level (dB μ V) + Factor (dB)

Factor (dB) = Cable Loss (dB) + Antenna Factor (dB/m).

Site: AC1	Time: 2015/03/14 - 12:45
Limit: FCC_Part15.209_RE(3m)	Engineer: Roy Cheng
Probe: BBHA9120D_1-18GHz	Polarity: Vertical
EUT: WIFI dual band 4 GE LAN GPON HGU	Power: AC 120V/60Hz
Test Mode: Transmit at channel 2422MHz by 802.11n-HT40 Ant 1	

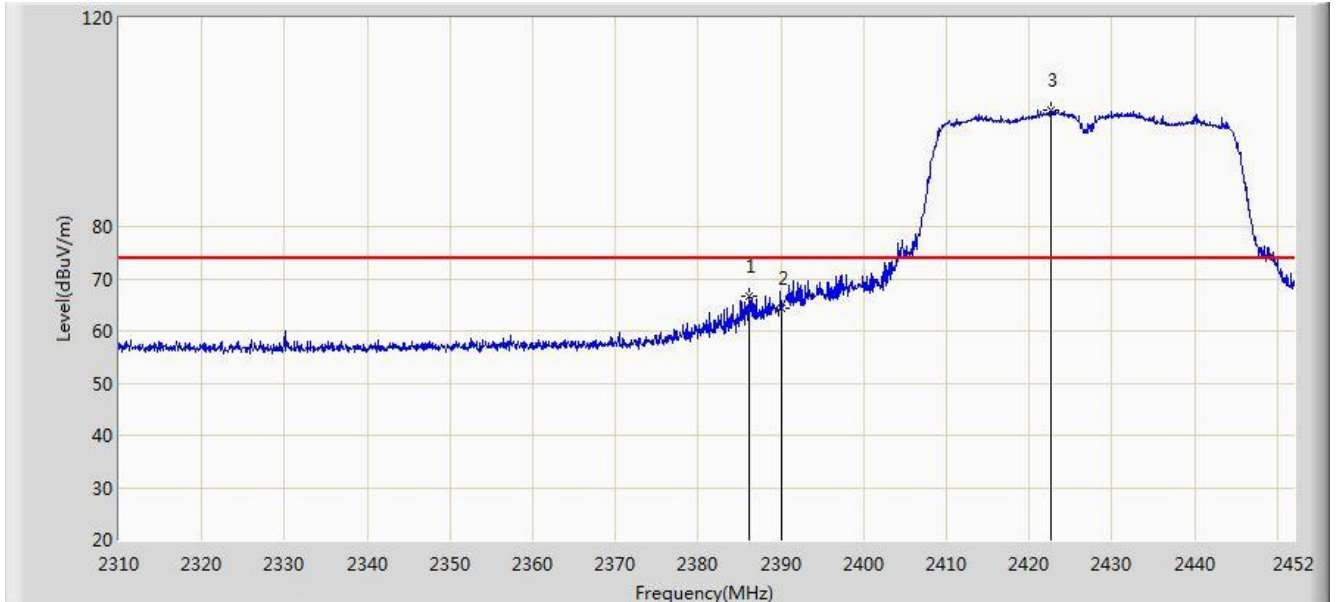


No	Flag	Mark	Frequency (MHz)	Measure Level (dBuV/m)	Reading Level (dBuV)	Over Limit (dB)	Limit (dBuV/m)	Factor (dB)	Type
1			2390.000	46.947	15.744	-7.053	54.000	31.203	AV
2		*	2417.514	85.504	54.344	N/A	N/A	31.160	AV

Note: Measure Level (dBuV/m) = Reading Level (dBuV) + Factor (dB)

Factor (dB) = Cable Loss (dB) + Antenna Factor (dB/m).

Site: AC1	Time: 2015/03/14 - 12:50
Limit: FCC_Part15.209_RE(3m)	Engineer: Roy Cheng
Probe: BBHA9120D_1-18GHz	Polarity: Horizontal
EUT: WIFI dual band 4 GE LAN GPON HGU	Power: AC 120V/60Hz
Test Mode: Transmit at channel 2427MHz by 802.11n-HT40 Ant 1	

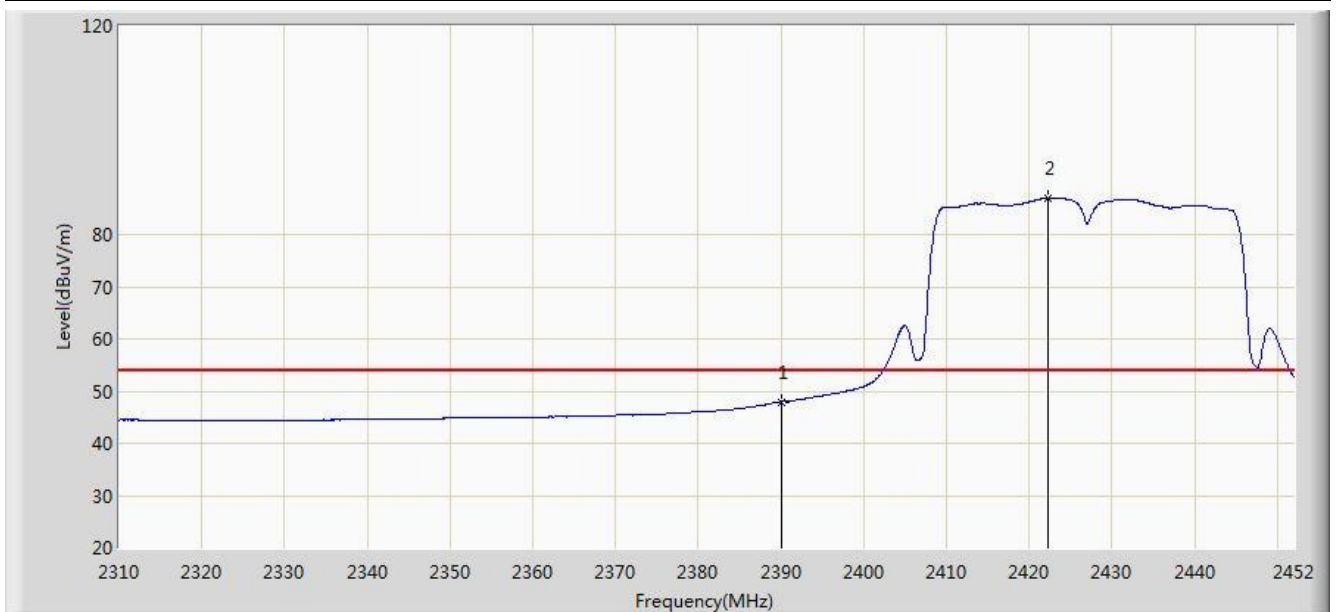


No	Flag	Mark	Frequency (MHz)	Measure Level (dBuV/m)	Reading Level (dBuV)	Over Limit (dB)	Limit (dBuV/m)	Factor (dB)	Type
1			2386.112	66.553	35.343	-7.447	74.000	31.210	PK
2			2390.000	64.431	33.228	-9.569	74.000	31.203	PK
3		*	2422.606	102.366	71.215	N/A	N/A	31.152	PK

Note: Measure Level (dBuV/m) = Reading Level (dBuV) + Factor (dB)

Factor (dB) = Cable Loss (dB) + Antenna Factor (dB/m).

Site: AC1	Time: 2015/03/14 - 12:52
Limit: FCC_Part15.209_RE(3m)	Engineer: Roy Cheng
Probe: BBHA9120D_1-18GHz	Polarity: Horizontal
EUT: WIFI dual band 4 GE LAN GPON HGU	Power: AC 120V/60Hz
Test Mode: Transmit at channel 2427MHz by 802.11n-HT40 Ant 1	

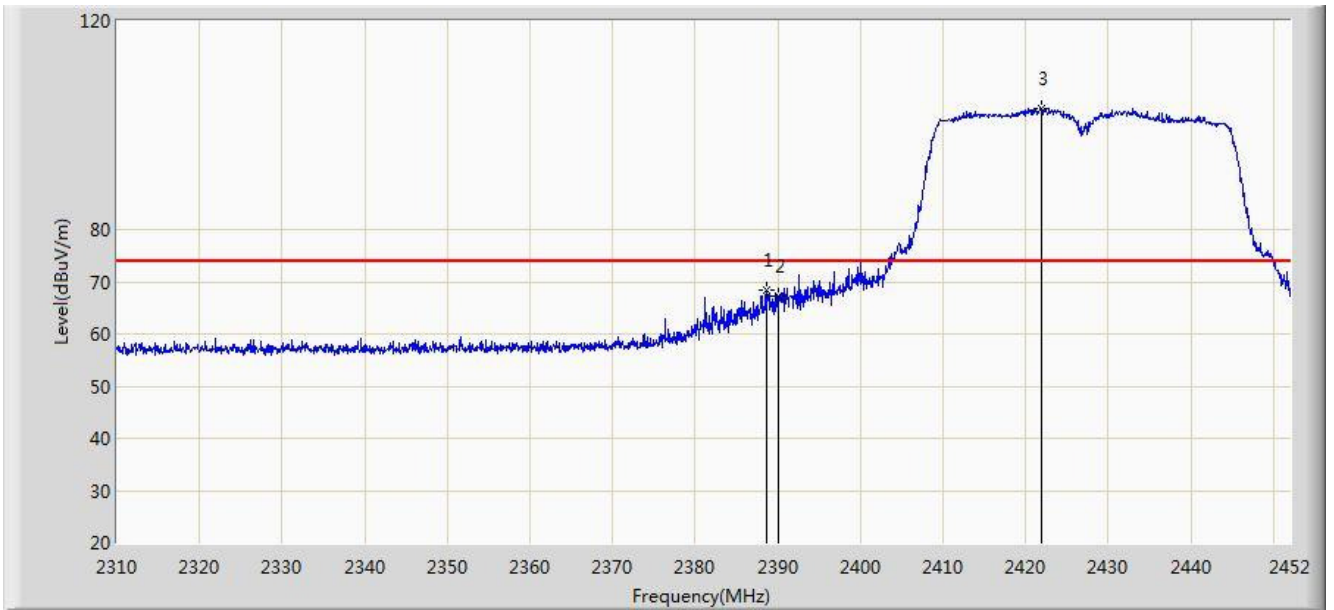


No	Flag	Mark	Frequency (MHz)	Measure Level (dBuV/m)	Reading Level (dBuV)	Over Limit (dB)	Limit (dBuV/m)	Factor (dB)	Type
1			2390.000	47.952	16.749	-6.048	54.000	31.203	AV
2		*	2422.322	86.936	55.784	N/A	N/A	31.151	AV

Note: Measure Level (dBuV/m) = Reading Level (dBuV) + Factor (dB)

Factor (dB) = Cable Loss (dB) + Antenna Factor (dB/m).

Site: AC1	Time: 2015/03/14 - 12:52
Limit: FCC_Part15.209_RE(3m)	Engineer: Roy Cheng
Probe: BBHA9120D_1-18GHz	Polarity: Vertical
EUT: WIFI dual band 4 GE LAN GPON HGU	Power: AC 120V/60Hz
Test Mode: Transmit at channel 2427MHz by 802.11n-HT40 Ant 1	

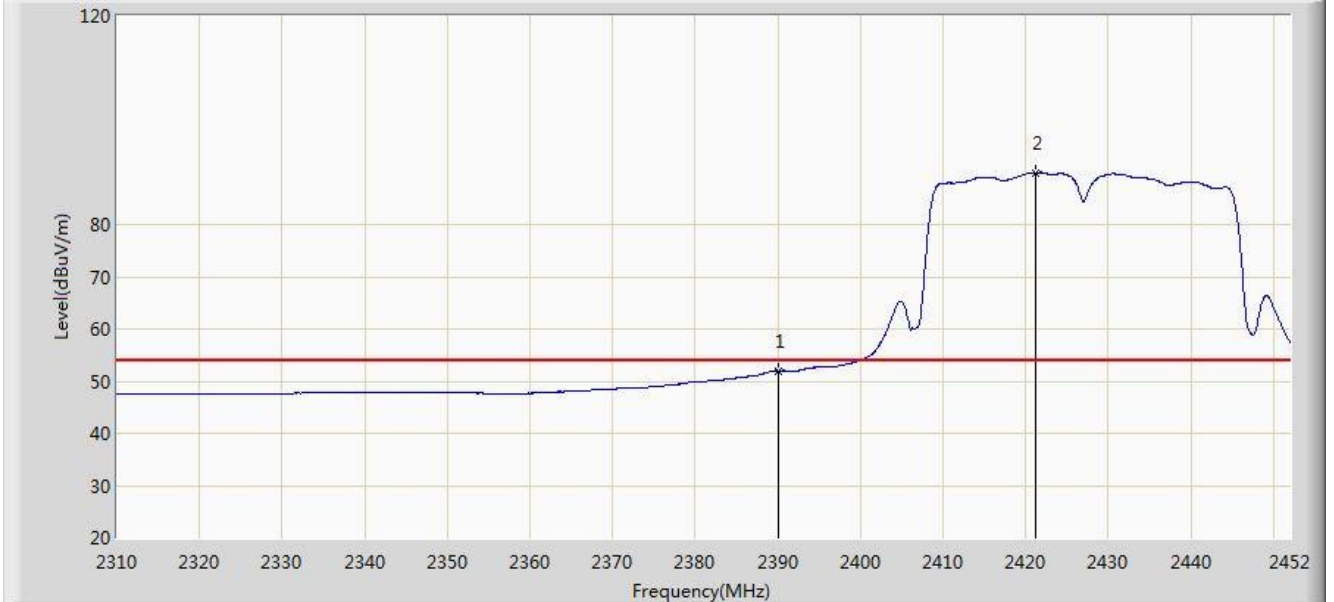


No	Flag	Mark	Frequency (MHz)	Measure Level (dBuV/m)	Reading Level (dBuV)	Over Limit (dB)	Limit (dBuV/m)	Factor (dB)	Type
1			2388.597	68.405	37.200	-5.595	74.000	31.205	PK
2			2390.000	67.169	35.966	-6.831	74.000	31.203	PK
3		*	2421.896	103.151	71.999	N/A	N/A	31.152	PK

Note: Measure Level (dB μ V/m) = Reading Level (dB μ V) + Factor (dB)

Factor (dB) = Cable Loss (dB) + Antenna Factor (dB/m).

Site: AC1	Time: 2015/03/14 - 12:52
Limit: FCC_Part15.209_RE(3m)	Engineer: Roy Cheng
Probe: BBHA9120D_1-18GHz	Polarity: Vertical
EUT: WIFI dual band 4 GE LAN GPON HGU	Power: AC 120V/60Hz
Test Mode: Transmit at channel 2427MHz by 802.11n-HT40 Ant 1	

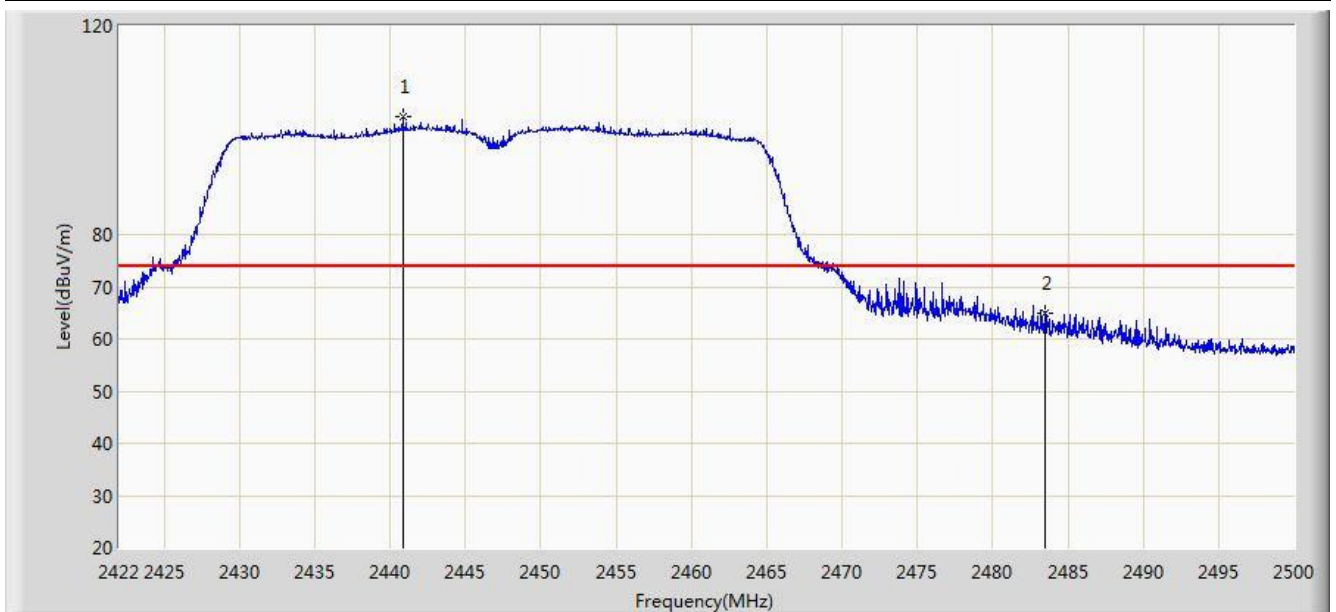


No	Flag	Mark	Frequency (MHz)	Measure Level (dBuV/m)	Reading Level (dBuV)	Over Limit (dB)	Limit (dBuV/m)	Factor	Type
1			2390.000	51.999	20.796	-2.001	54.000	31.203	AV
2		*	2421.257	89.895	58.741	N/A	N/A	31.154	AV

Note: Measure Level (dB μ V/m) = Reading Level (dB μ V) + Factor (dB)

Factor (dB) = Cable Loss (dB) + Antenna Factor (dB/m).

Site: AC1	Time: 2015/03/14 - 12:53
Limit: FCC_Part15.209_RE(3m)	Engineer: Roy Cheng
Probe: BBHA9120D_1-18GHz	Polarity: Horizontal
EUT: WIFI dual band 4 GE LAN GPON HGU	Power: AC 120V/60Hz
Test Mode: Transmit at channel 2447MHz by 802.11n-HT40 Ant 1	

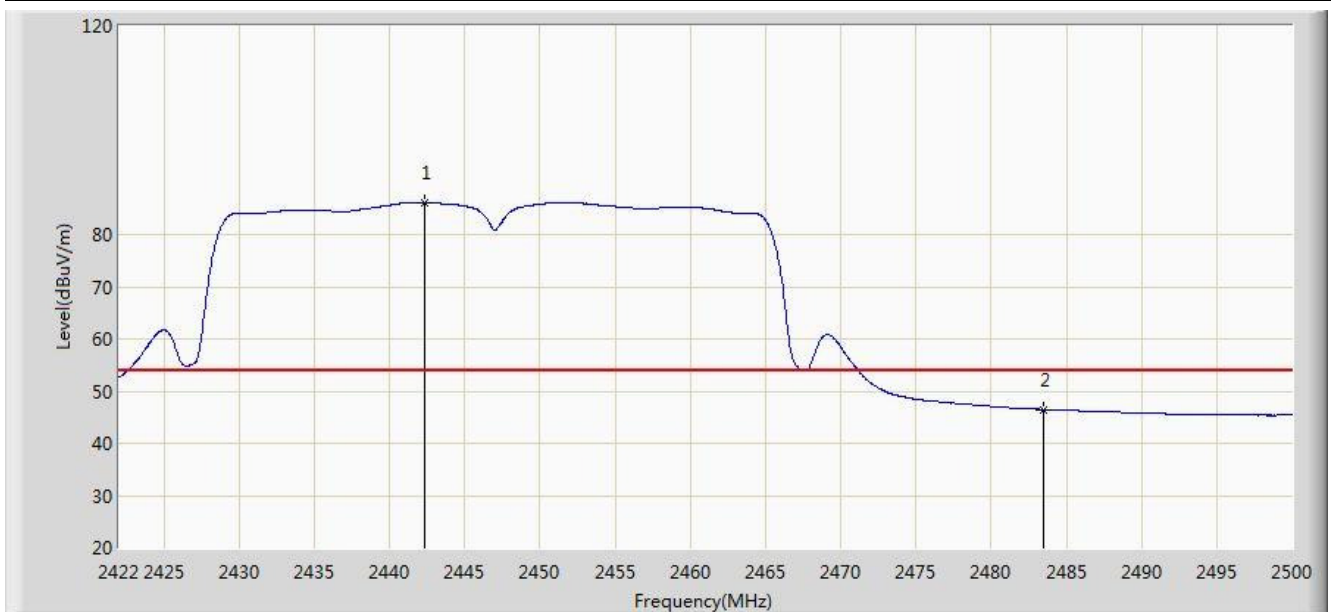


No	Flag	Mark	Frequency (MHz)	Measure Level (dBuV/m)	Reading Level (dBuV)	Over Limit (dB)	Limit (dBuV/m)	Factor (dB)	Type
1		*	2440.837	102.511	71.394	N/A	N/A	31.117	PK
2			2483.500	64.936	33.743	-9.064	74.000	31.194	PK

Note: Measure Level (dBuV/m) = Reading Level (dBuV) + Factor (dB)

Factor (dB) = Cable Loss (dB) + Antenna Factor (dB/m).

Site: AC1	Time: 2015/03/14 - 12:54
Limit: FCC_Part15.209_RE(3m)	Engineer: Roy Cheng
Probe: BBHA9120D_1-18GHz	Polarity: Horizontal
EUT: WIFI dual band 4 GE LAN GPON HGU	Power: AC 120V/60Hz
Test Mode: Transmit at channel 2447MHz by 802.11n-HT40 Ant 1	

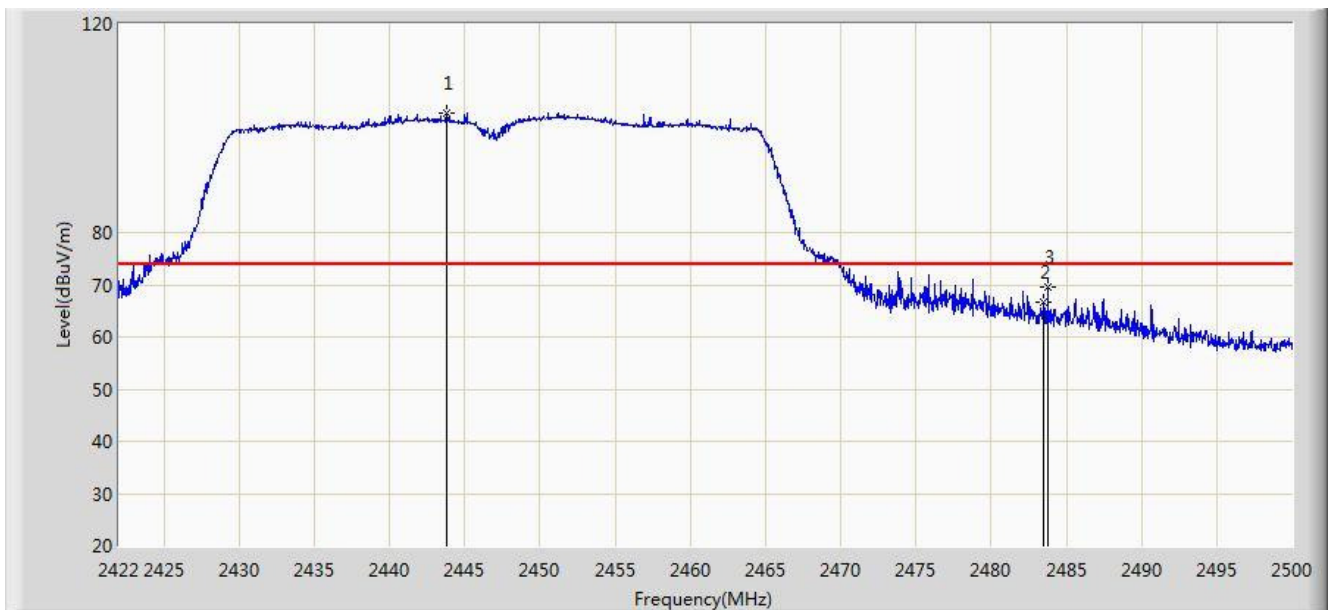


No	Flag	Mark	Frequency (MHz)	Measure Level (dBuV/m)	Reading Level (dBuV)	Over Limit (dB)	Limit (dBuV/m)	Factor (dB)	Type
1		*	2442.319	86.127	55.013	N/A	N/A	31.114	AV
2			2483.500	46.473	15.280	-7.527	54.000	31.194	AV

Note: Measure Level (dBuV/m) = Reading Level (dBuV) + Factor (dB)

Factor (dB) = Cable Loss (dB) + Antenna Factor (dB/m).

Site: AC1	Time: 2015/03/14 - 12:55
Limit: FCC_Part15.209_RE(3m)	Engineer: Roy Cheng
Probe: BBHA9120D_1-18GHz	Polarity: Vertical
EUT: WIFI dual band 4 GE LAN GPON HGU	Power: AC 120V/60Hz
Test Mode: Transmit at channel 2447MHz by 802.11n-HT40 Ant 1	

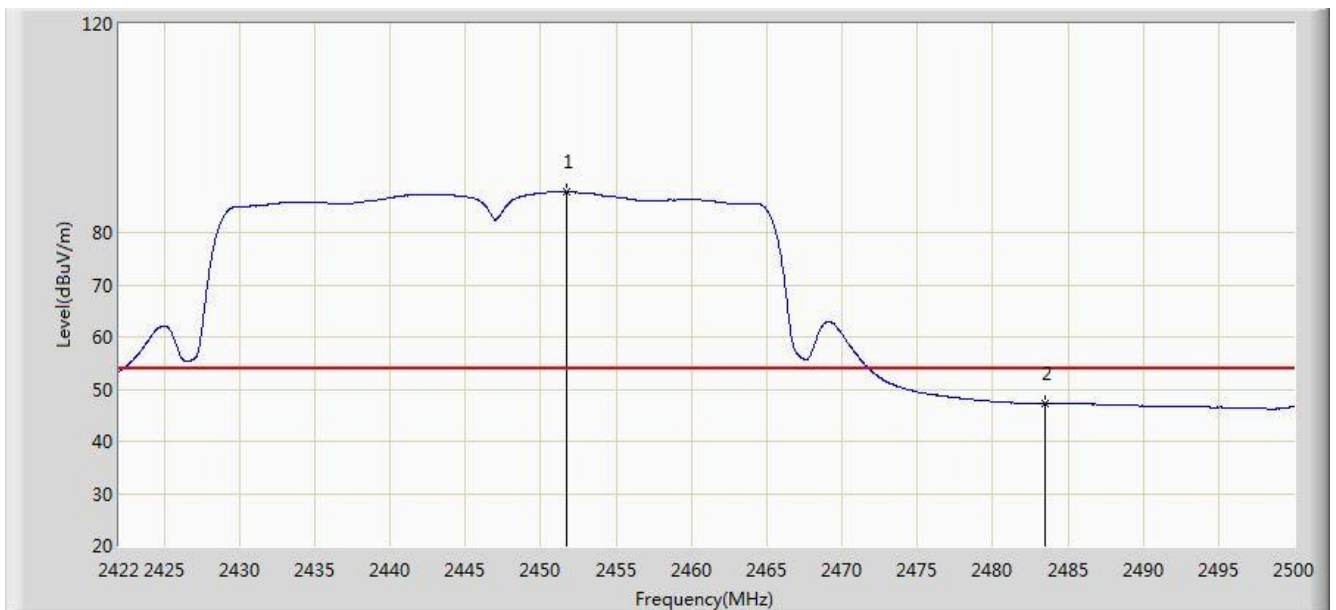


No	Flag	Mark	Frequency (MHz)	Measure Level (dBuV/m)	Reading Level (dBuV)	Over Limit (dB)	Limit (dBuV/m)	Factor (dB)	Type
1		*	2443.762	103.008	71.897	N/A	N/A	31.111	PK
2			2483.500	66.730	35.537	-7.270	74.000	31.194	PK
3			2483.776	69.465	38.271	-4.535	74.000	31.194	PK

Note: Measure Level (dBuV/m) = Reading Level (dBuV) + Factor (dB)

Factor (dB) = Cable Loss (dB) + Antenna Factor (dB/m).

Site: AC1	Time: 2015/03/14 - 12:55
Limit: FCC_Part15.209_RE(3m)	Engineer: Roy Cheng
Probe: BBHA9120D_1-18GHz	Polarity: Vertical
EUT: WIFI dual band 4 GE LAN GPON HGU	Power: AC 120V/60Hz
Test Mode: Transmit at channel 2447MHz by 802.11n-HT40 Ant 1	

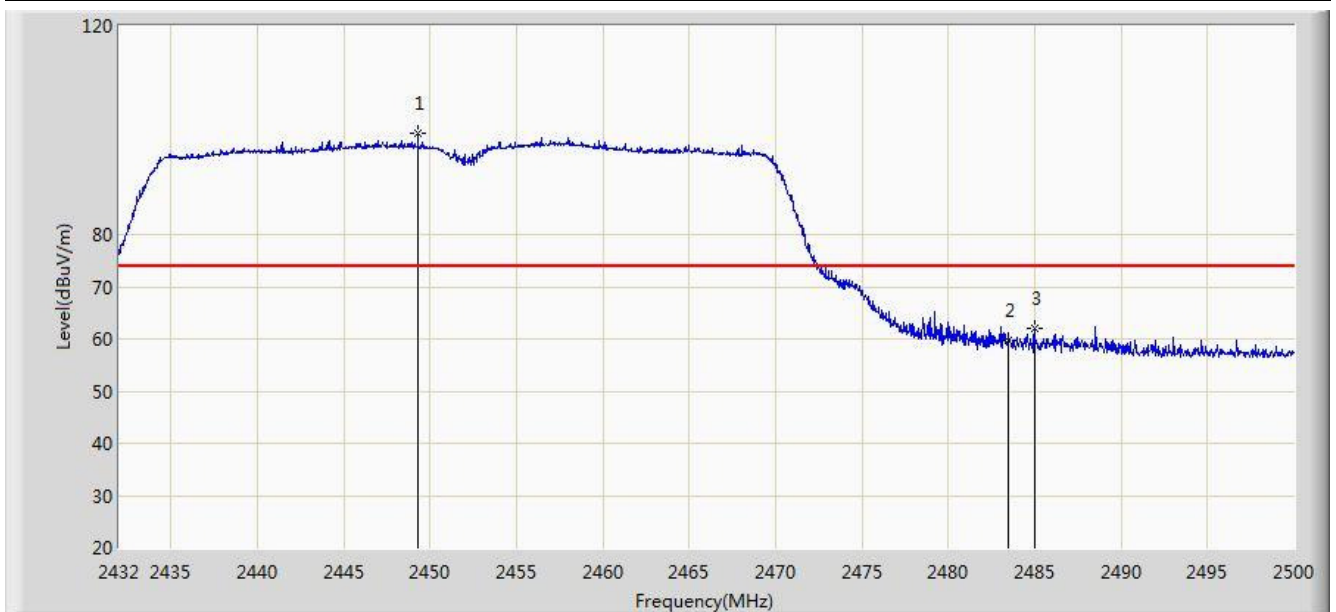


No	Flag	Mark	Frequency (MHz)	Measure Level (dBuV/m)	Reading Level (dBuV)	Over Limit (dB)	Limit (dBuV/m)	Factor (dB)	Type
1		*	2451.679	87.805	56.688	N/A	N/A	31.117	AV
2			2483.500	47.224	16.031	-6.776	54.000	31.194	AV

Note: Measure Level (dBuV/m) = Reading Level (dBuV) + Factor (dB)

Factor (dB) = Cable Loss (dB) + Antenna Factor (dB/m).

Site: AC1	Time: 2015/03/14 - 12:47
Limit: FCC_Part15.209_RE(3m)	Engineer: Roy Cheng
Probe: BBHA9120D_1-18GHz	Polarity: Horizontal
EUT: WIFI dual band 4 GE LAN GPON HGU	Power: AC 120V/60Hz
Test Mode: Transmit at channel 2452MHz by 802.11n-HT40 Ant 1	

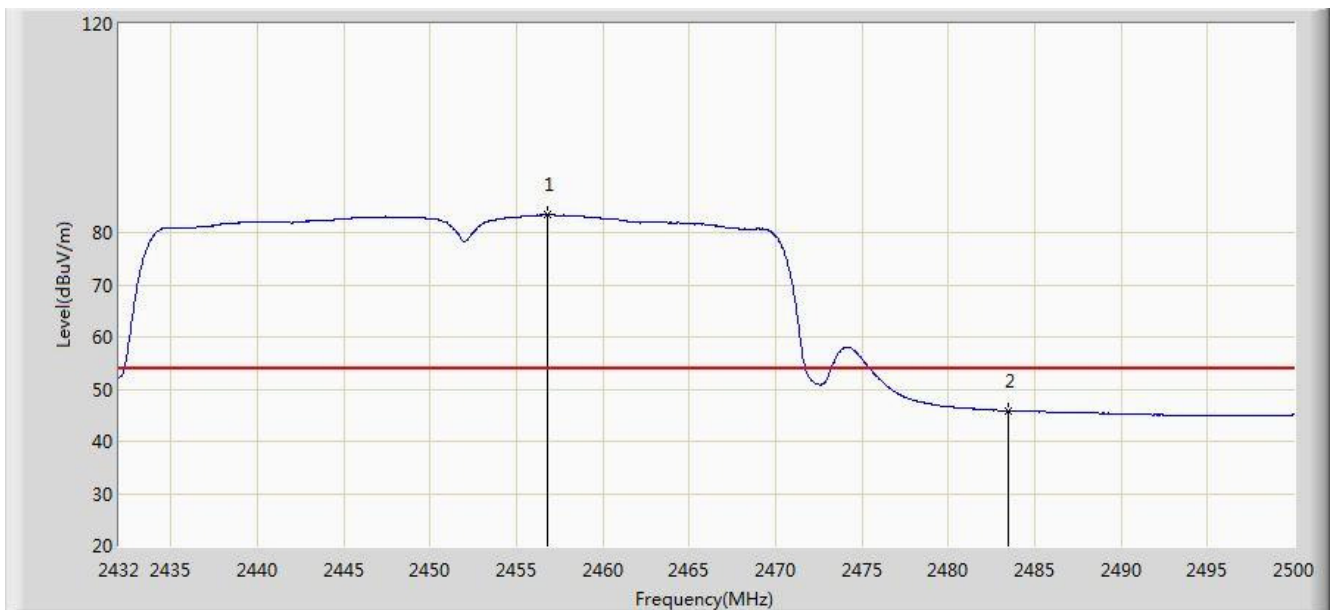


No	Flag	Mark	Frequency (MHz)	Measure Level (dBuV/m)	Reading Level (dBuV)	Over Limit (dB)	Limit (dBuV/m)	Factor (dB)	Type
1		*	2449.306	99.452	68.339	N/A	N/A	31.113	PK
2			2483.500	59.765	28.572	-14.235	74.000	31.194	PK
3			2484.972	62.119	30.922	-11.881	74.000	31.197	PK

Note: Measure Level (dBuV/m) = Reading Level (dBuV) + Factor (dB)

Factor (dB) = Cable Loss (dB) + Antenna Factor (dB/m).

Site: AC1	Time: 2015/03/14 - 12:49
Limit: FCC_Part15.209_RE(3m)	Engineer: Roy Cheng
Probe: BBHA9120D_1-18GHz	Polarity: Horizontal
EUT: WIFI dual band 4 GE LAN GPON HGU	Power: AC 120V/60Hz
Test Mode: Transmit at channel 2452MHz by 802.11n-HT40 Ant 1	

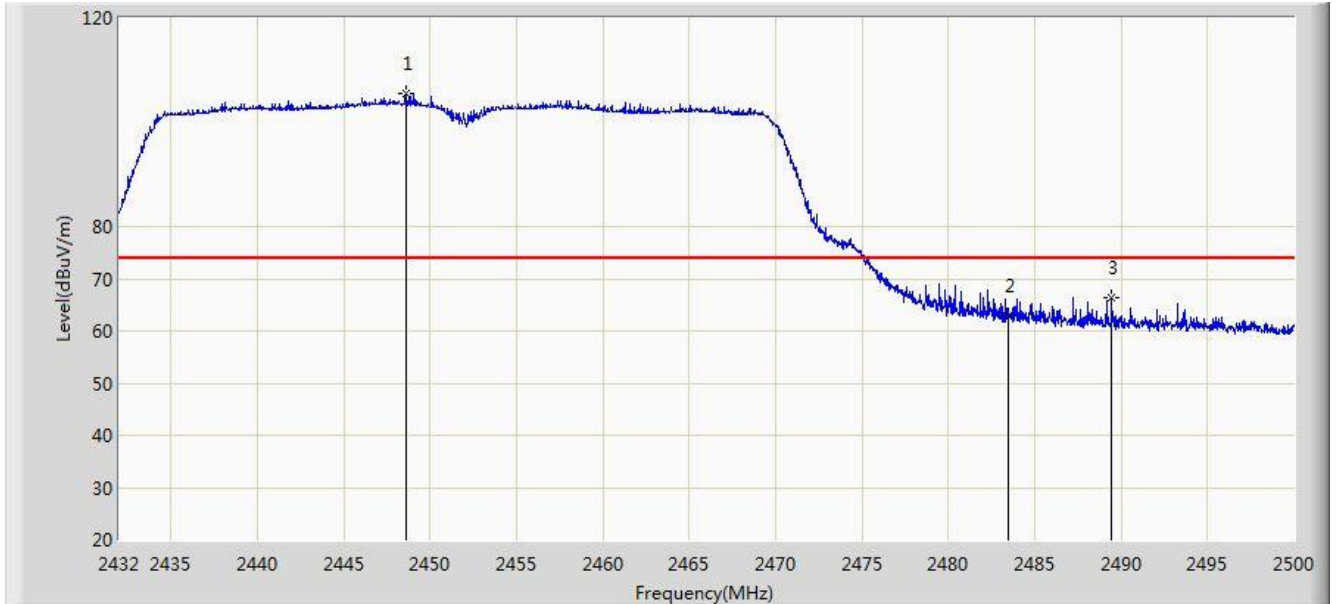


No	Flag	Mark	Frequency (MHz)	Measure Level (dBuV/m)	Reading Level (dBuV)	Over Limit (dB)	Limit (dBuV/m)	Factor (dB)	Type
1		*	2456.820	83.413	52.287	N/A	N/A	31.126	AV
2			2483.500	45.898	14.705	-8.102	54.000	31.194	AV

Note: Measure Level (dBuV/m) = Reading Level (dBuV) + Factor (dB)

Factor (dB) = Cable Loss (dB) + Antenna Factor (dB/m).

Site: AC1	Time: 2015/03/15 - 16:26
Limit: FCC_Part15.209_RE(3m)	Engineer: Roy Cheng
Probe: BBHA9120D_1-18GHz	Polarity: Vertical
EUT: WIFI dual band 4 GE LAN GPON HGU	Power: AC 120V/60Hz
Test Mode: Transmit at channel 2452MHz by 802.11n-HT40 Ant 1	

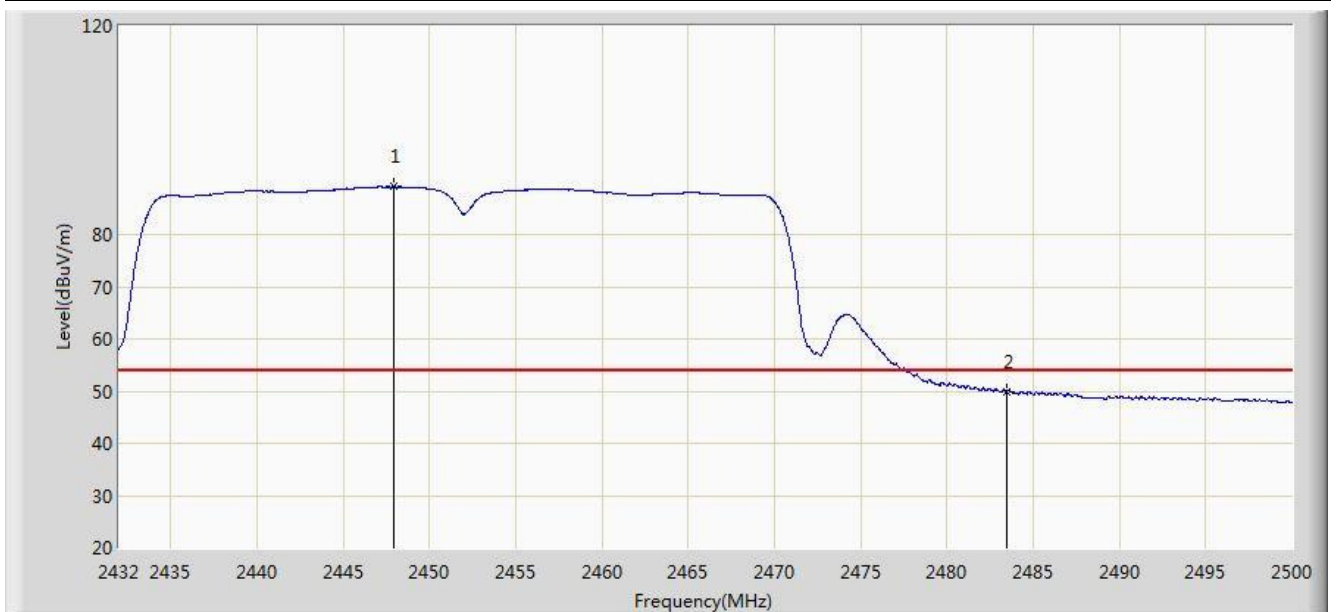


No	Flag	Mark	Frequency (MHz)	Measure Level (dBuV/m)	Reading Level (dBuV)	Over Limit (dB)	Limit (dBuV/m)	Factor (dB)	Type
1		*	2448.592	105.422	74.311	N/A	N/A	31.111	PK
2			2483.500	62.947	31.754	-11.053	74.000	31.194	PK
3			2489.460	66.270	35.061	-7.730	74.000	31.209	PK

Note: Measure Level (dBuV/m) = Reading Level (dBuV) + Factor (dB)

Factor (dB) = Cable Loss (dB) + Antenna Factor (dB/m).

Site: AC1	Time: 2015/03/15 - 16:26
Limit: FCC_Part15.209_RE(3m)	Engineer: Roy Cheng
Probe: BBHA9120D_1-18GHz	Polarity: Vertical
EUT: WIFI dual band 4 GE LAN GPON HGU	Power: AC 120V/60Hz
Test Mode: Transmit at channel 2452MHz by 802.11n-HT40 Ant 1	

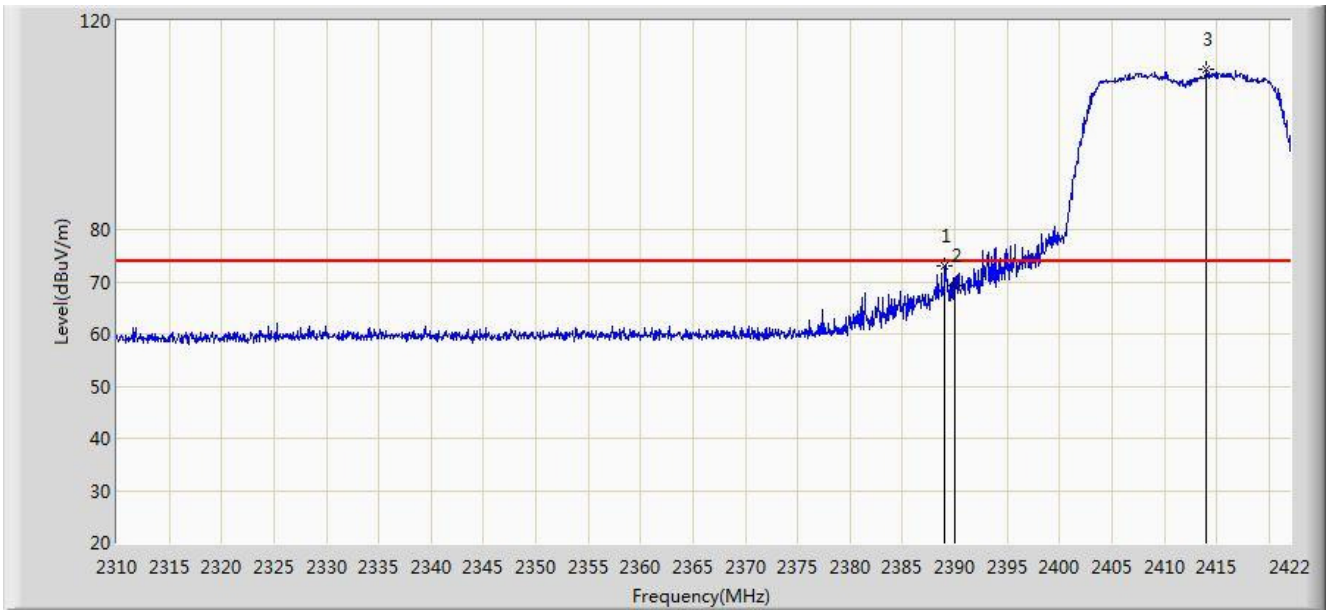


No	Flag	Mark	Frequency (MHz)	Measure Level (dBuV/m)	Reading Level (dBuV)	Over Limit (dB)	Limit (dBuV/m)	Factor (dB)	Type
1		*	2447.946	89.134	58.023	N/A	N/A	31.111	AV
2			2483.500	49.980	18.786	-4.020	54.000	31.194	AV

Note: Measure Level (dBuV/m) = Reading Level (dBuV) + Factor (dB)

Factor (dB) = Cable Loss (dB) + Antenna Factor (dB/m).

Site: AC1	Time: 2015/03/14 - 12:56
Limit: FCC_Part15.209_RE(3m)	Engineer: Roy Cheng
Probe: BBHA9120D_1-18GHz	Polarity: Horizontal
EUT: WIFI dual band 4 GE LAN GPON HGU	Power: AC 120V/60Hz
Test Mode: Transmit at channel 2412MHz by 802.11n-HT20 Ant 0+1	

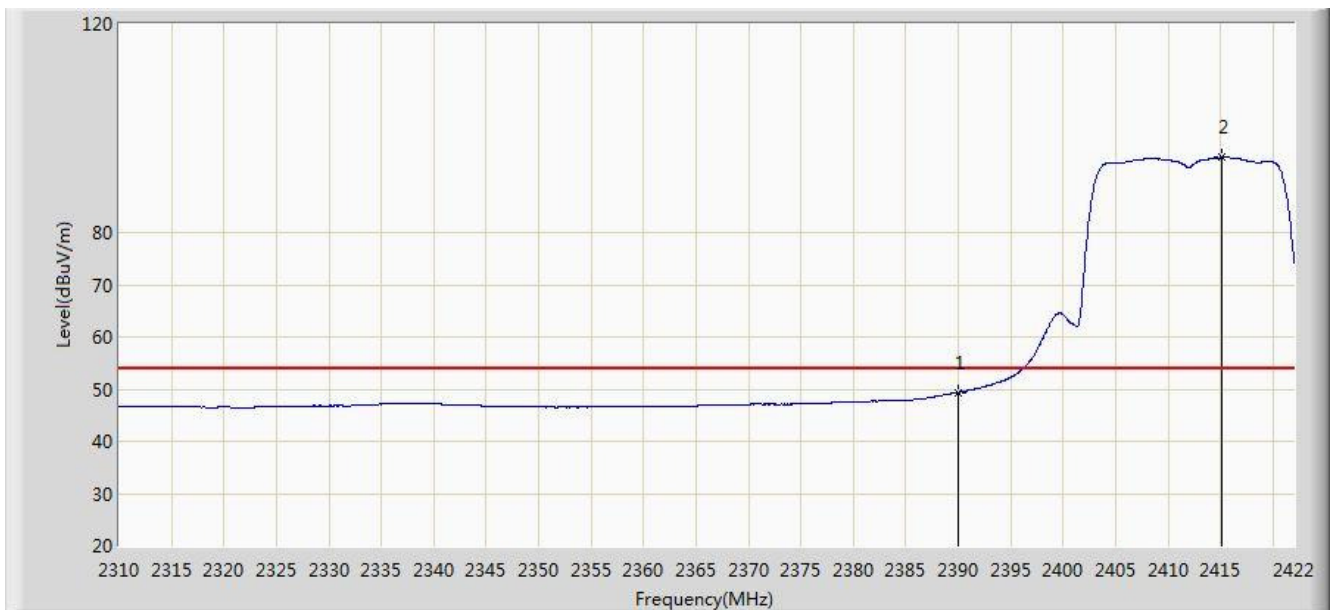


No	Flag	Mark	Frequency (MHz)	Measure Level (dBuV/m)	Reading Level (dBuV)	Over Limit (dB)	Limit (dBuV/m)	Factor (dB)	Type
1			2389.016	73.155	41.950	-0.845	74.000	31.204	PK
2			2390.000	69.240	38.037	-4.760	74.000	31.203	PK
3		*	2414.048	110.614	79.448	N/A	N/A	31.166	PK

Note: Measure Level (dB μ V/m) = Reading Level (dB μ V) + Factor (dB)

Factor (dB) = Cable Loss (dB) + Antenna Factor (dB/m).

Site: AC1	Time: 2015/03/14 - 13:00
Limit: FCC_Part15.209_RE(3m)	Engineer: Roy Cheng
Probe: BBHA9120D_1-18GHz	Polarity: Horizontal
EUT: WIFI dual band 4 GE LAN GPON HGU	Power: AC 120V/60Hz
Test Mode: Transmit at channel 2412MHz by 802.11n-HT20 Ant 0+1	

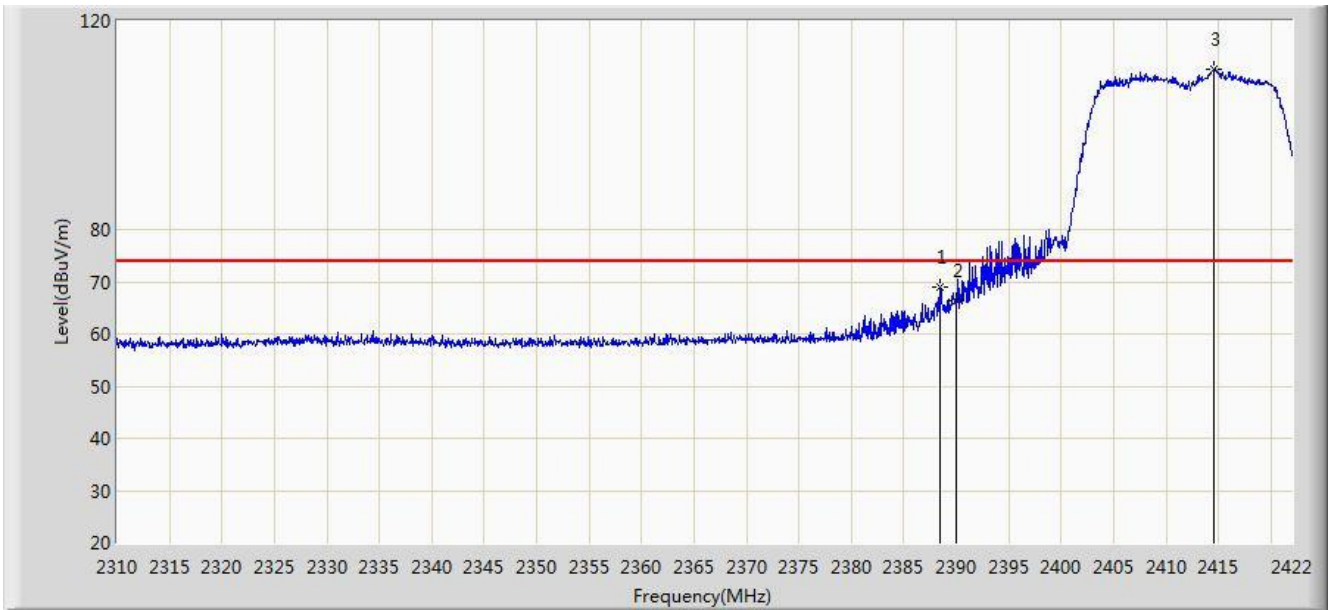


No	Flag	Mark	Frequency (MHz)	Measure Level (dBuV/m)	Reading Level (dBuV)	Over Limit (dB)	Limit (dBuV/m)	Factor (dB)	Type
1			2390.000	49.367	18.164	-4.633	54.000	31.203	AV
2		*	2415.168	94.391	63.227	N/A	N/A	31.164	AV

Note: Measure Level (dBuV/m) = Reading Level (dBuV) + Factor (dB)

Factor (dB) = Cable Loss (dB) + Antenna Factor (dB/m).

Site: AC1	Time: 2015/03/14 - 13:00
Limit: FCC_Part15.209_RE(3m)	Engineer: Roy Cheng
Probe: BBHA9120D_1-18GHz	Polarity: Vertical
EUT: WIFI dual band 4 GE LAN GPON HGU	Power: AC 120V/60Hz
Test Mode: Transmit at channel 2412MHz by 802.11n-HT20 Ant 0+1	

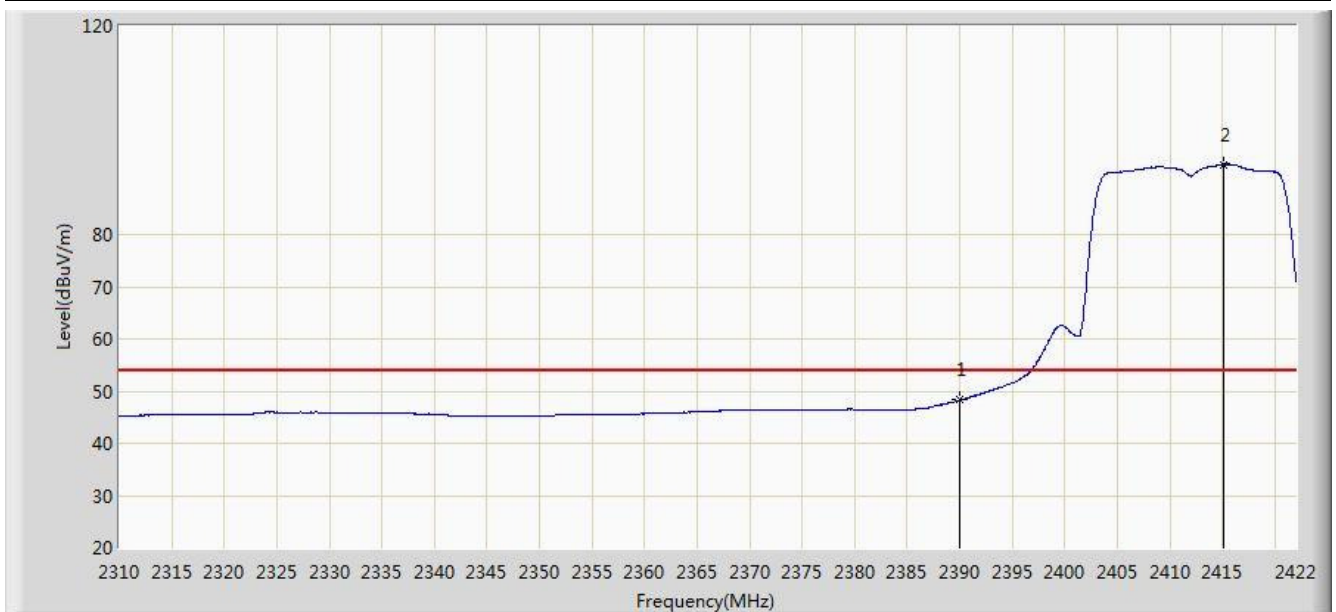


No	Flag	Mark	Frequency (MHz)	Measure Level (dBuV/m)	Reading Level (dBuV)	Over Limit (dB)	Limit (dBuV/m)	Factor (dB)	Type
1			2388.456	68.959	37.753	-5.041	74.000	31.206	PK
2			2390.000	66.428	35.225	-7.572	74.000	31.203	PK
3		*	2414.608	110.599	79.434	N/A	N/A	31.165	PK

Note: Measure Level (dB μ V/m) = Reading Level (dB μ V) + Factor (dB)

Factor (dB) = Cable Loss (dB) + Antenna Factor (dB/m).

Site: AC1	Time: 2015/03/14 - 13:11
Limit: FCC_Part15.209_RE(3m)	Engineer: Roy Cheng
Probe: BBHA9120D_1-18GHz	Polarity: Vertical
EUT: WIFI dual band 4 GE LAN GPON HGU	Power: AC 120V/60Hz
Test Mode: Transmit at channel 2412MHz by 802.11n-HT20 Ant 0+1	

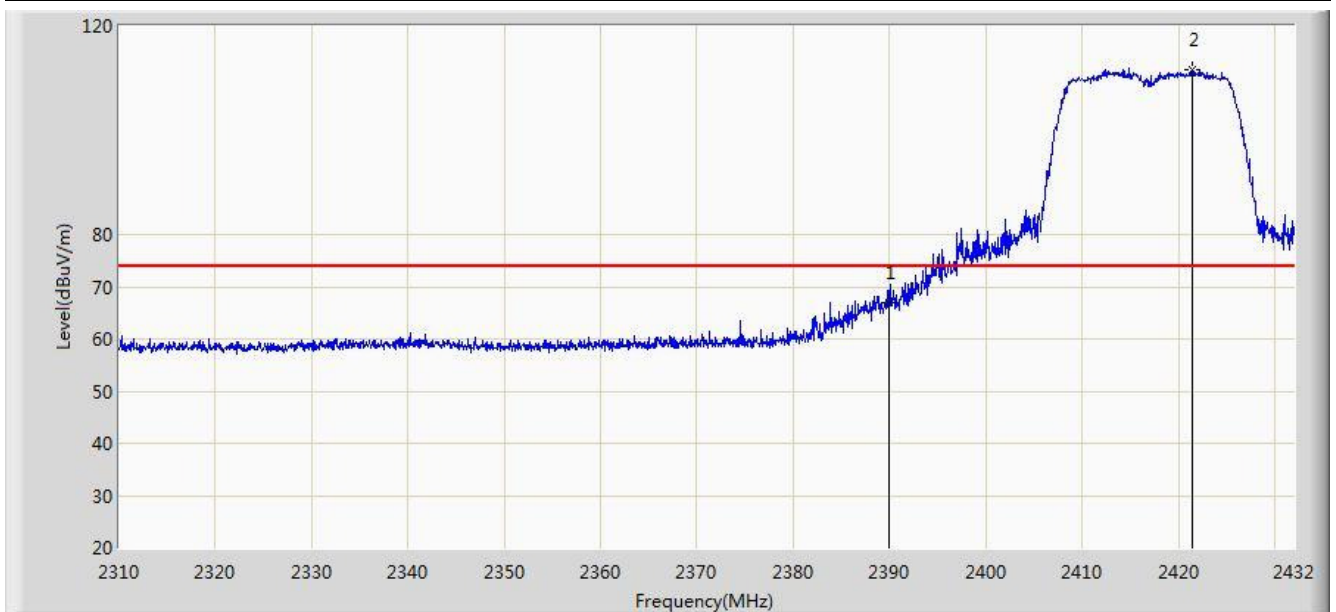


No	Flag	Mark	Frequency (MHz)	Measure Level (dBuV/m)	Reading Level (dBuV)	Over Limit (dB)	Limit (dBuV/m)	Factor (dB)	Type
1			2390.000	48.282	17.079	-5.718	54.000	31.203	AV
2		*	2415.112	93.461	62.297	N/A	N/A	31.165	AV

Note: Measure Level (dB μ V/m) = Reading Level (dB μ V) + Factor (dB)

Factor (dB) = Cable Loss (dB) + Antenna Factor (dB/m).

Site: AC1	Time: 2015/03/14 - 13:12
Limit: FCC_Part15.209_RE(3m)	Engineer: Roy Cheng
Probe: BBHA9120D_1-18GHz	Polarity: Horizontal
EUT: WIFI dual band 4 GE LAN GPON HGU	Power: AC 120V/60Hz
Test Mode: Transmit at channel 2417MHz by 802.11n-HT20 Ant 0+1	

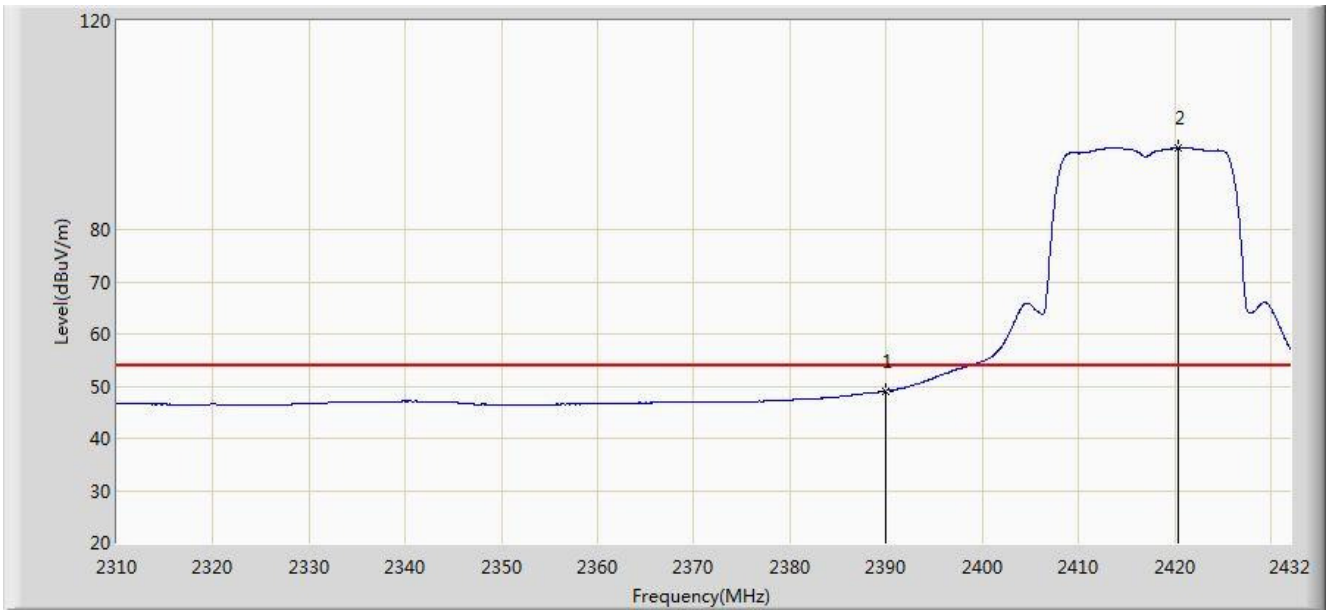


No	Flag	Mark	Frequency (MHz)	Measure Level (dBuV/m)	Reading Level (dBuV)	Over Limit (dB)	Limit (dBuV/m)	Factor (dB)	Type
1			2390.000	66.916	35.713	-7.084	74.000	31.203	PK
2		*	2421.386	111.554	80.401	N/A	N/A	31.154	PK

Note: Measure Level (dBuV/m) = Reading Level (dBuV) + Factor (dB)

Factor (dB) = Cable Loss (dB) + Antenna Factor (dB/m).

Site: AC1	Time: 2015/03/14 - 13:14
Limit: FCC_Part15.209_RE(3m)	Engineer: Roy Cheng
Probe: BBHA9120D_1-18GHz	Polarity: Horizontal
EUT: WIFI dual band 4 GE LAN GPON HGU	Power: AC 120V/60Hz
Test Mode: Transmit at channel 2417MHz by 802.11n-HT20 Ant 0+1	

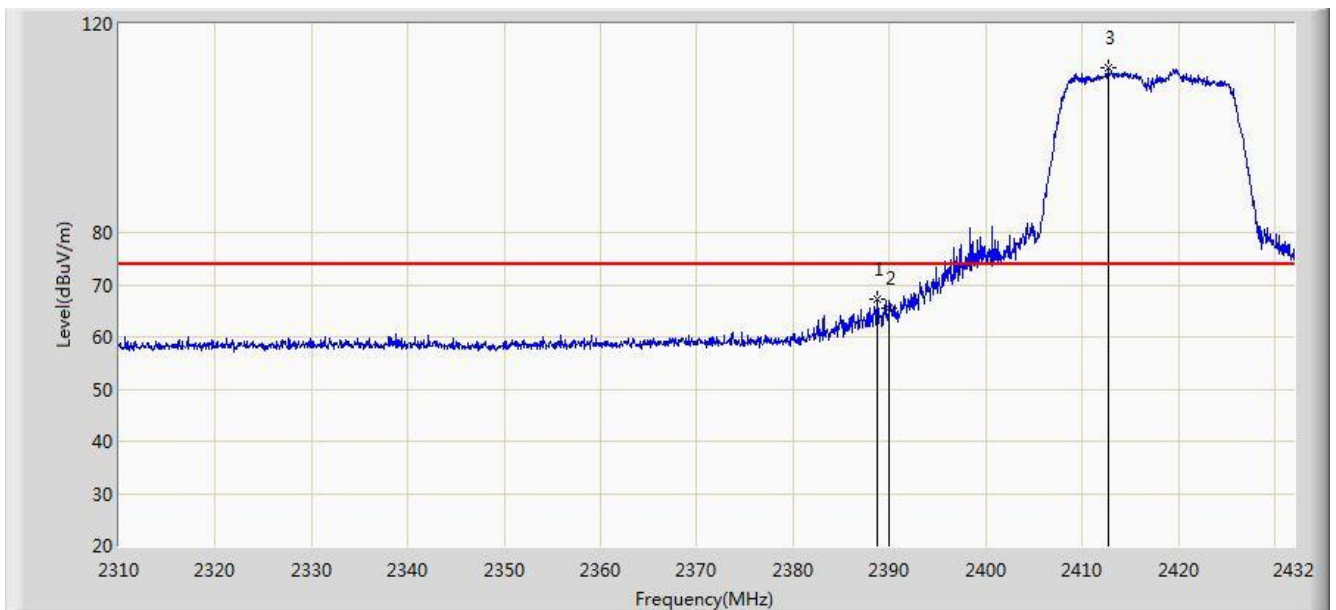


No	Flag	Mark	Frequency (MHz)	Measure Level (dBuV/m)	Reading Level (dBuV)	Over Limit (dB)	Limit (dBuV/m)	Factor (dB)	Type
1			2390.000	49.105	17.902	-4.895	54.000	31.203	AV
2		*	2420.349	95.667	64.512	N/A	N/A	31.155	AV

Note: Measure Level (dBuV/m) = Reading Level (dBuV) + Factor (dB)

Factor (dB) = Cable Loss (dB) + Antenna Factor (dB/m).

Site: AC1	Time: 2015/03/14 - 13:15
Limit: FCC_Part15.209_RE(3m)	Engineer: Roy Cheng
Probe: BBHA9120D_1-18GHz	Polarity: Vertical
EUT: WIFI dual band 4 GE LAN GPON HGU	Power: AC 120V/60Hz
Test Mode: Transmit at channel 2417MHz by 802.11n-HT20 Ant 0+1	

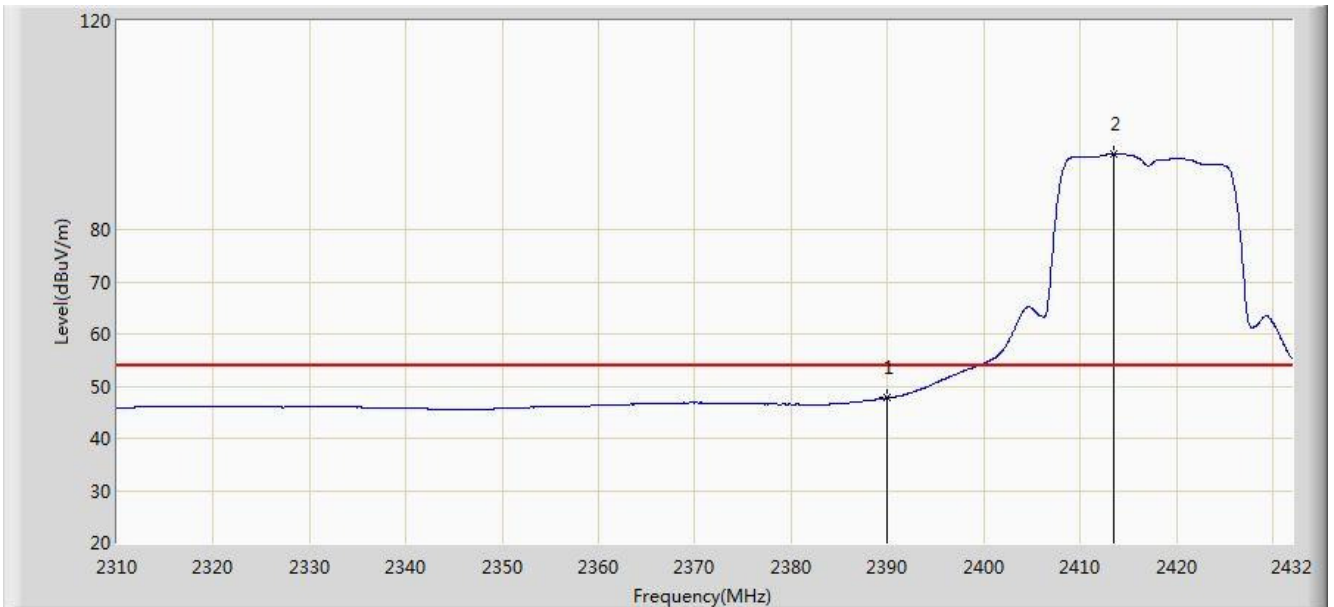


No	Flag	Mark	Frequency (MHz)	Measure Level (dBuV/m)	Reading Level (dBuV)	Over Limit (dB)	Limit (dBuV/m)	Factor (dB)	Type
1			2388.751	67.253	36.048	-6.747	74.000	31.205	PK
2			2390.000	65.476	34.273	-8.524	74.000	31.203	PK
3		*	2412.724	111.634	80.466	N/A	N/A	31.168	PK

Note: Measure Level (dB μ V/m) = Reading Level (dB μ V) + Factor (dB)

Factor (dB) = Cable Loss (dB) + Antenna Factor (dB/m).

Site: AC1	Time: 2015/03/14 - 13:17
Limit: FCC_Part15.209_RE(3m)	Engineer: Roy Cheng
Probe: BBHA9120D_1-18GHz	Polarity: Vertical
EUT: WIFI dual band 4 GE LAN GPON HGU	Power: AC 120V/60Hz
Test Mode: Transmit at channel 2417MHz by 802.11n-HT20 Ant 0+1	

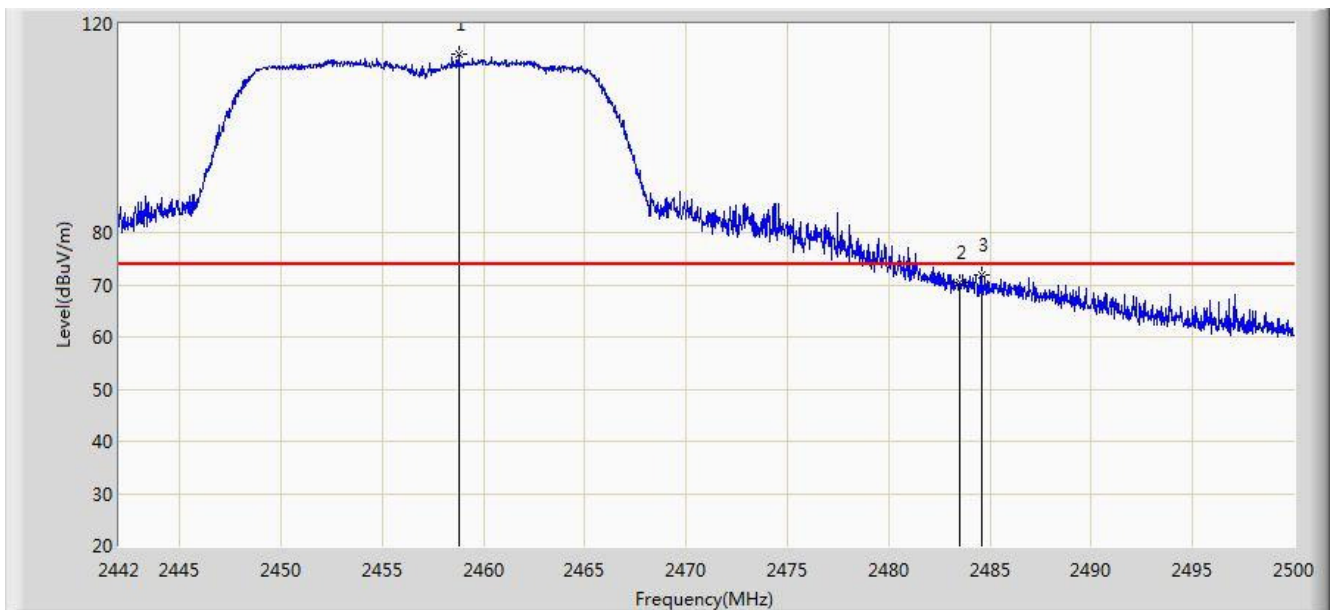


No	Flag	Mark	Frequency (MHz)	Measure Level (dBuV/m)	Reading Level (dBuV)	Over Limit (dB)	Limit (dBuV/m)	Factor (dB)	Type
1			2390.000	47.713	16.510	-6.287	54.000	31.203	AV
2		*	2413.517	94.488	63.321	N/A	N/A	31.167	AV

Note: Measure Level (dBuV/m) = Reading Level (dBuV) + Factor (dB)

Factor (dB) = Cable Loss (dB) + Antenna Factor (dB/m).

Site: AC1	Time: 2015/03/14 - 13:18
Limit: FCC_Part15.209_RE(3m)	Engineer: Roy Cheng
Probe: BBHA9120D_1-18GHz	Polarity: Horizontal
EUT: WIFI dual band 4 GE LAN GPON HGU	Power: AC 120V/60Hz
Test Mode: Transmit at channel 2457MHz by 802.11n-HT20 Ant 0+1	

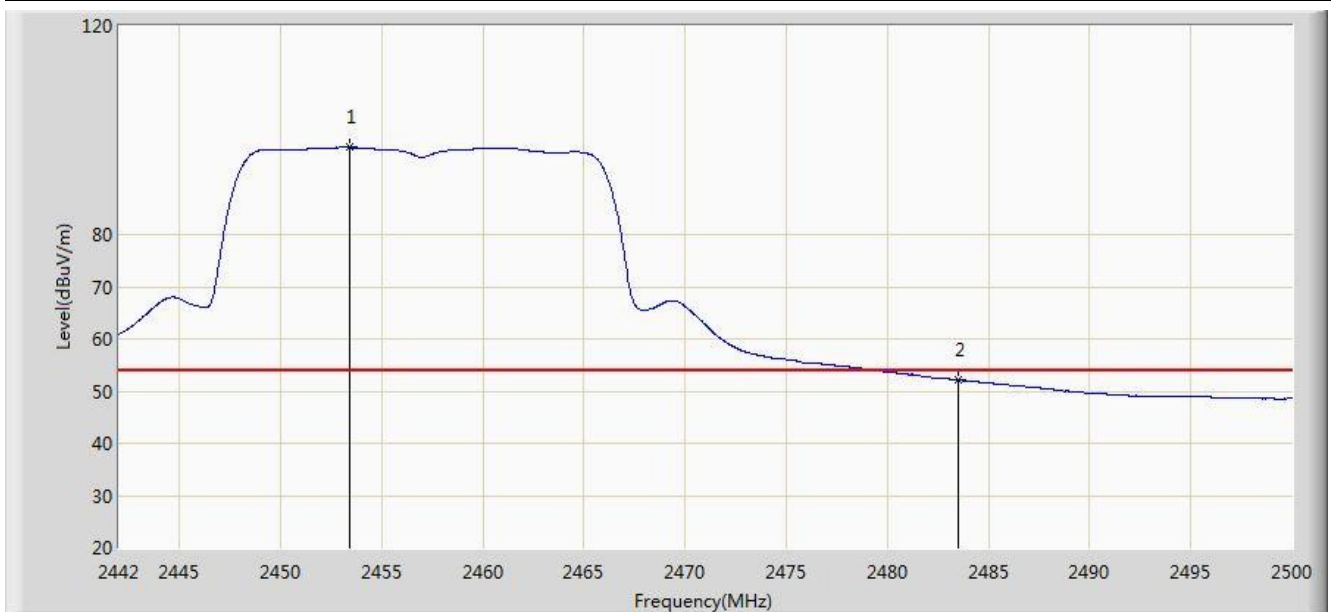


No	Flag	Mark	Frequency (MHz)	Measure Level (dBuV/m)	Reading Level (dBuV)	Over Limit (dB)	Limit (dBuV/m)	Factor (dB)	Type
1		*	2458.762	114.093	82.963	N/A	N/A	31.129	PK
2			2483.500	70.317	39.124	-3.683	74.000	31.194	PK
3			2484.601	71.790	40.594	-2.210	74.000	31.197	PK

Note: Measure Level (dB μ V/m) = Reading Level (dB μ V) + Factor (dB)

Factor (dB) = Cable Loss (dB) + Antenna Factor (dB/m).

Site: AC1	Time: 2015/03/14 - 13:19
Limit: FCC_Part15.209_RE(3m)	Engineer: Roy Cheng
Probe: BBHA9120D_1-18GHz	Polarity: Horizontal
EUT: WIFI dual band 4 GE LAN GPON HGU	Power: AC 120V/60Hz
Test Mode: Transmit at channel 2457MHz by 802.11n-HT20 Ant 0+1	

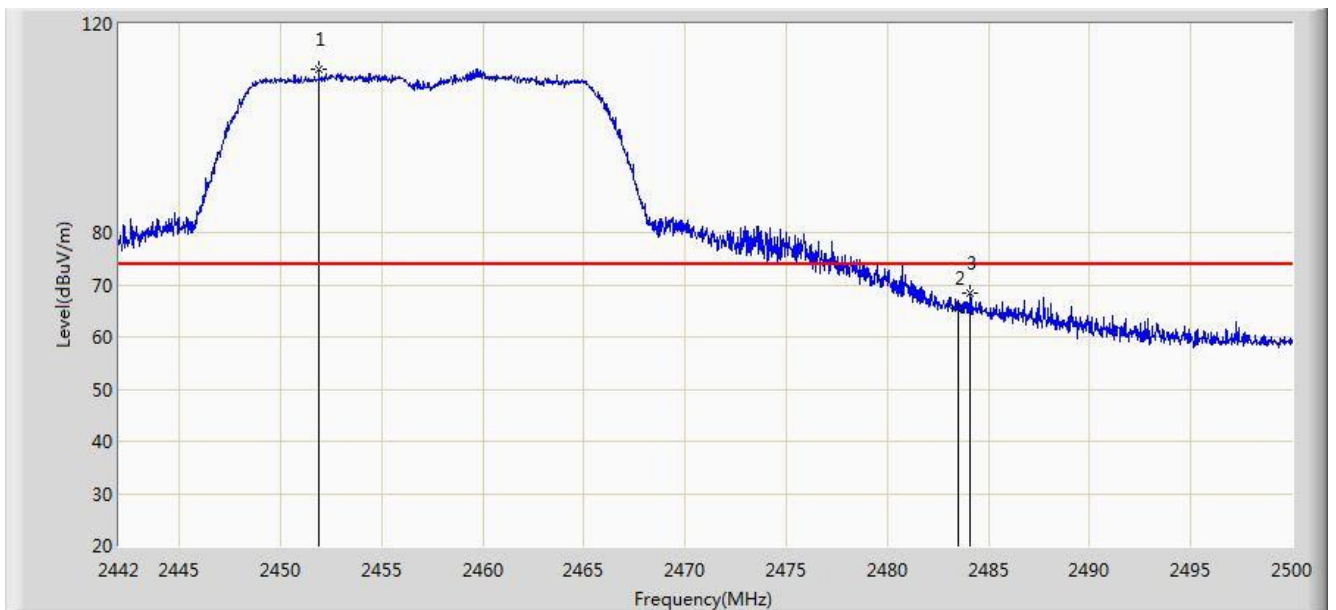


No	Flag	Mark	Frequency (MHz)	Measure Level (dBuV/m)	Reading Level (dBuV)	Over Limit (dB)	Limit (dBuV/m)	Factor (dB)	Type
1		*	2453.426	96.713	65.593	N/A	N/A	31.120	AV
2			2483.500	52.123	20.930	-1.877	54.000	31.194	AV

Note: Measure Level (dBuV/m) = Reading Level (dBuV) + Factor (dB)

Factor (dB) = Cable Loss (dB) + Antenna Factor (dB/m).

Site: AC1	Time: 2015/03/14 - 13:20
Limit: FCC_Part15.209_RE(3m)	Engineer: Roy Cheng
Probe: BBHA9120D_1-18GHz	Polarity: Vertical
EUT: WIFI dual band 4 GE LAN GPON HGU	Power: AC 120V/60Hz
Test Mode: Transmit at channel 2457MHz by 802.11n-HT20 Ant 0+1	

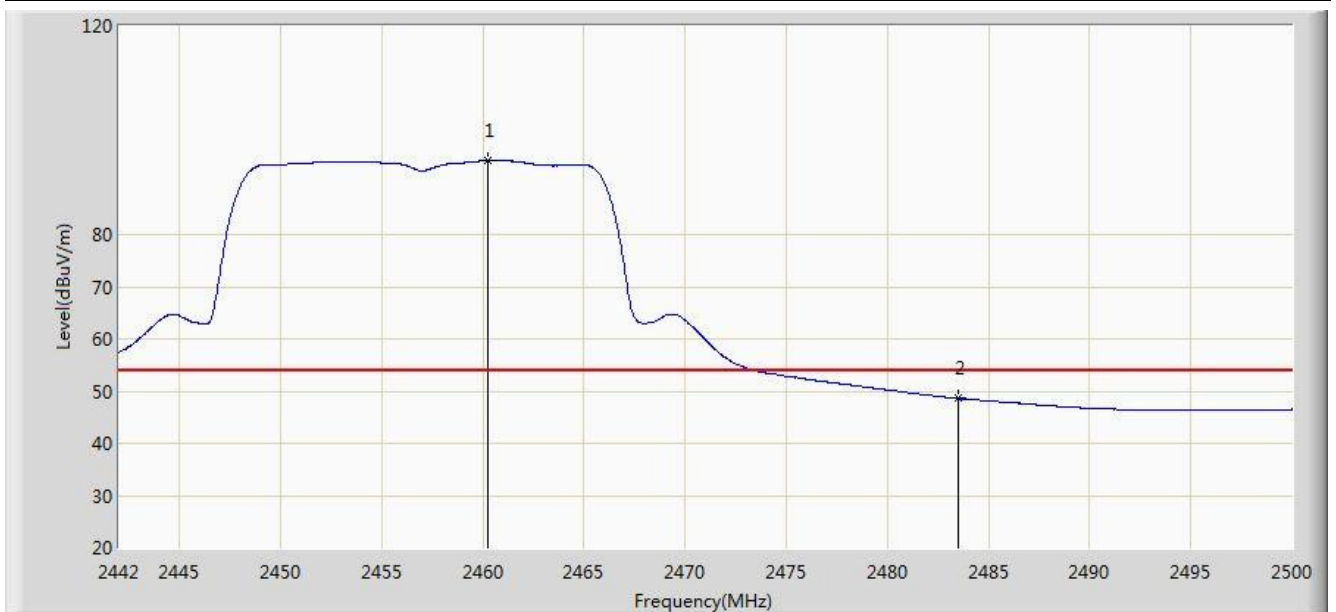


No	Flag	Mark	Frequency (MHz)	Measure Level (dBuV/m)	Reading Level (dBuV)	Over Limit (dB)	Limit (dBuV/m)	Factor (dB)	Type
1		*	2451.889	111.193	80.076	N/A	N/A	31.117	PK
2			2483.500	65.387	34.194	-8.613	74.000	31.194	PK
3			2484.050	68.504	37.309	-5.496	74.000	31.195	PK

Note: Measure Level (dB μ V/m) = Reading Level (dB μ V) + Factor (dB)

Factor (dB) = Cable Loss (dB) + Antenna Factor (dB/m).

Site: AC1	Time: 2015/03/14 - 13:21
Limit: FCC_Part15.209_RE(3m)	Engineer: Roy Cheng
Probe: BBHA9120D_1-18GHz	Polarity: Vertical
EUT: WIFI dual band 4 GE LAN GPON HGU	Power: AC 120V/60Hz
Test Mode: Transmit at channel 2457MHz by 802.11n-HT20 Ant 0+1	

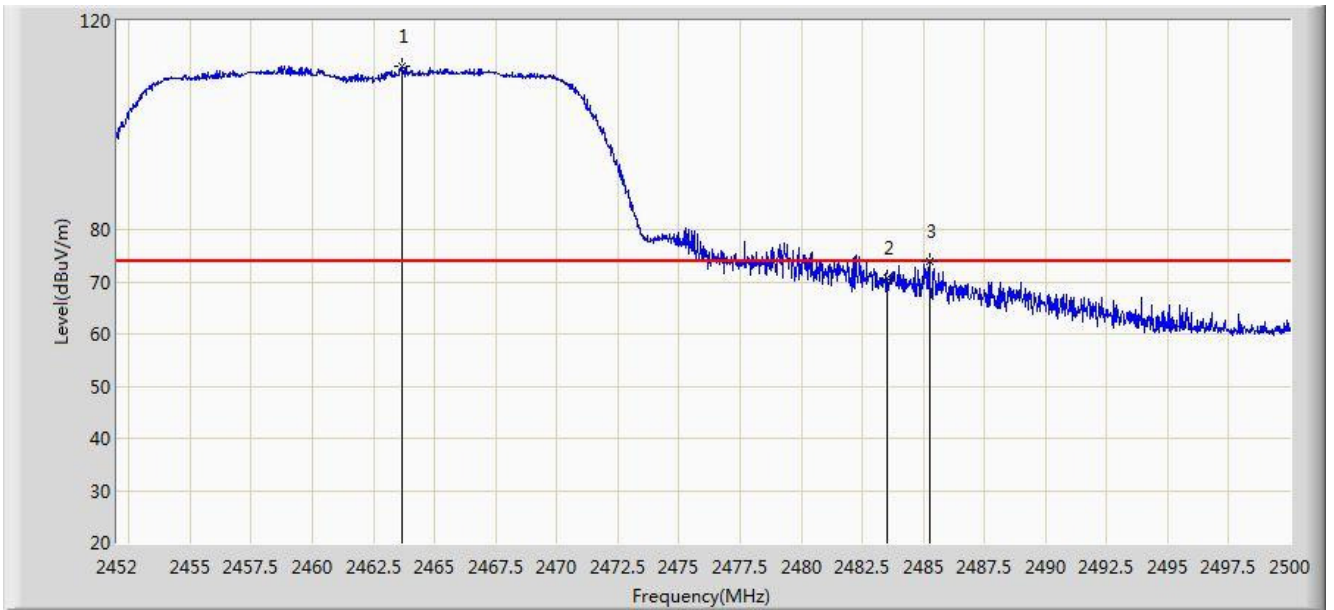


No	Flag	Mark	Frequency (MHz)	Measure Level (dBuV/m)	Reading Level (dBuV)	Over Limit (dB)	Limit (dBuV/m)	Factor (dB)	Type
1		*	2460.270	94.194	63.062	N/A	N/A	31.132	AV
2			2483.500	48.567	17.374	-5.433	54.000	31.194	AV

Note: Measure Level (dBuV/m) = Reading Level (dBuV) + Factor (dB)

Factor (dB) = Cable Loss (dB) + Antenna Factor (dB/m).

Site: AC1	Time: 2015/03/14 - 13:24
Limit: FCC_Part15.209_RE(3m)	Engineer: Roy Cheng
Probe: BBHA9120D_1-18GHz	Polarity: Horizontal
EUT: WIFI dual band 4 GE LAN GPON HGU	Power: AC 120V/60Hz
Test Mode: Transmit at channel 2462MHz by 802.11n-HT20 Ant 0+1	



No	Flag	Mark	Frequency (MHz)	Measure Level (dBuV/m)	Reading Level (dBuV)	Over Limit (dB)	Limit (dBuV/m)	Factor (dB)	Type
1		*	2463.688	111.333	80.194	N/A	N/A	31.139	PK
2			2483.500	70.768	39.575	-3.232	74.000	31.194	PK
3			2485.240	73.790	42.592	-0.210	74.000	31.198	PK

Note: Measure Level (dBuV/m) = Reading Level (dBuV) + Factor (dB)

Factor (dB) = Cable Loss (dB) + Antenna Factor (dB/m).

Site: AC1	Time: 2015/03/14 - 13:25
Limit: FCC_Part15.209_RE(3m)	Engineer: Roy Cheng
Probe: BBHA9120D_1-18GHz	Polarity: Horizontal
EUT: WIFI dual band 4 GE LAN GPON HGU	Power: AC 120V/60Hz
Test Mode: Transmit at channel 2462MHz by 802.11n-HT20 Ant 0+1	

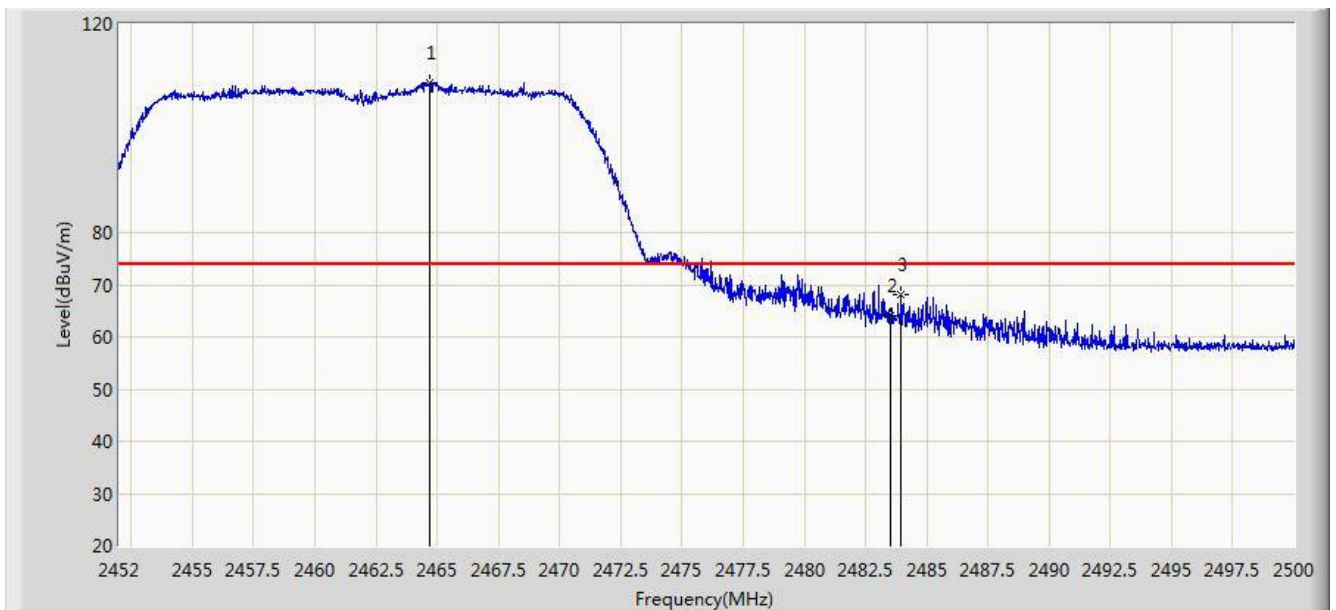


No	Flag	Mark	Frequency (MHz)	Measure Level (dBuV/m)	Reading Level (dBuV)	Over Limit (dB)	Limit (dBuV/m)	Factor (dB)	Type
1		*	2465.344	94.715	63.572	N/A	N/A	31.143	AV
2			2483.500	49.201	18.008	-4.799	54.000	31.194	AV

Note: Measure Level (dBuV/m) = Reading Level (dBuV) + Factor (dB)

Factor (dB) = Cable Loss (dB) + Antenna Factor (dB/m).

Site: AC1	Time: 2015/03/14 - 13:26
Limit: FCC_Part15.209_RE(3m)	Engineer: Roy Cheng
Probe: BBHA9120D_1-18GHz	Polarity: Vertical
EUT: WIFI dual band 4 GE LAN GPON HGU	Power: AC 120V/60Hz
Test Mode: Transmit at channel 2462MHz by 802.11n-HT20 Ant 0+1	

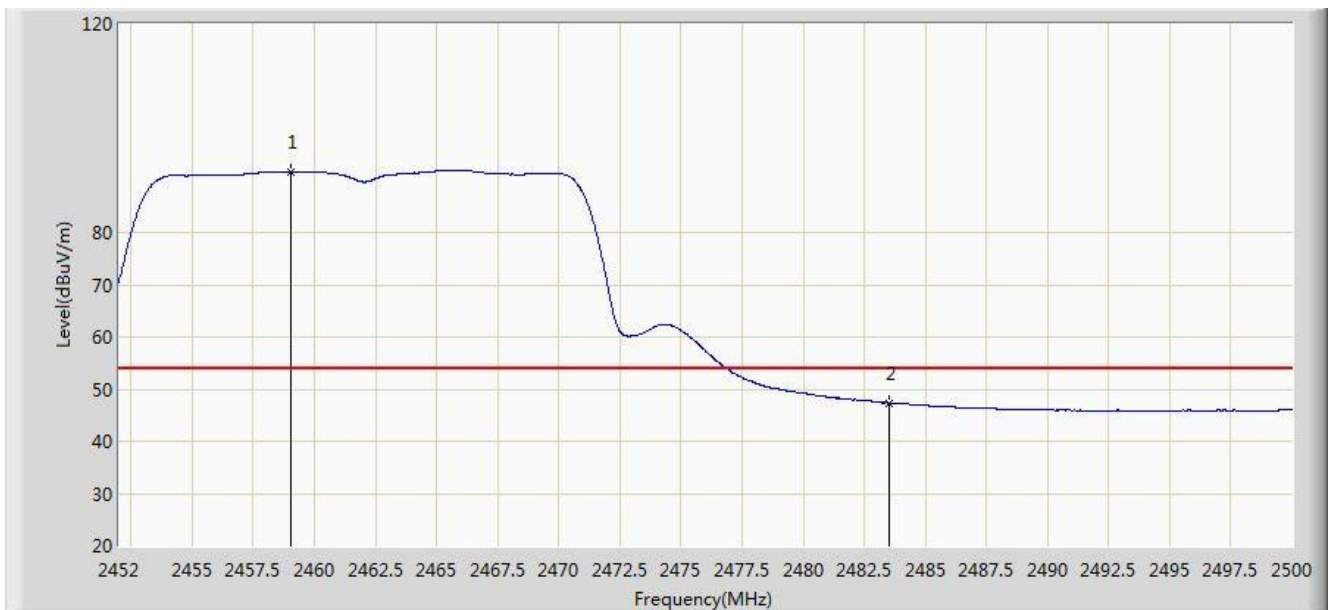


No	Flag	Mark	Frequency (MHz)	Measure Level (dBuV/m)	Reading Level (dBuV)	Over Limit (dB)	Limit (dBuV/m)	Factor (dB)	Type
1		*	2464.672	108.693	77.552	N/A	N/A	31.142	PK
2			2483.500	64.091	32.898	-9.909	74.000	31.194	PK
3			2483.944	68.018	36.824	-5.982	74.000	31.194	PK

Note: Measure Level (dBuV/m) = Reading Level (dBuV) + Factor (dB)

Factor (dB) = Cable Loss (dB) + Antenna Factor (dB/m).

Site: AC1	Time: 2015/03/14 - 13:27
Limit: FCC_Part15.209_RE(3m)	Engineer: Roy Cheng
Probe: BBHA9120D_1-18GHz	Polarity: Vertical
EUT: WIFI dual band 4 GE LAN GPON HGU	Power: AC 120V/60Hz
Test Mode: Transmit at channel 2462MHz by 802.11n-HT20 Ant 0+1	

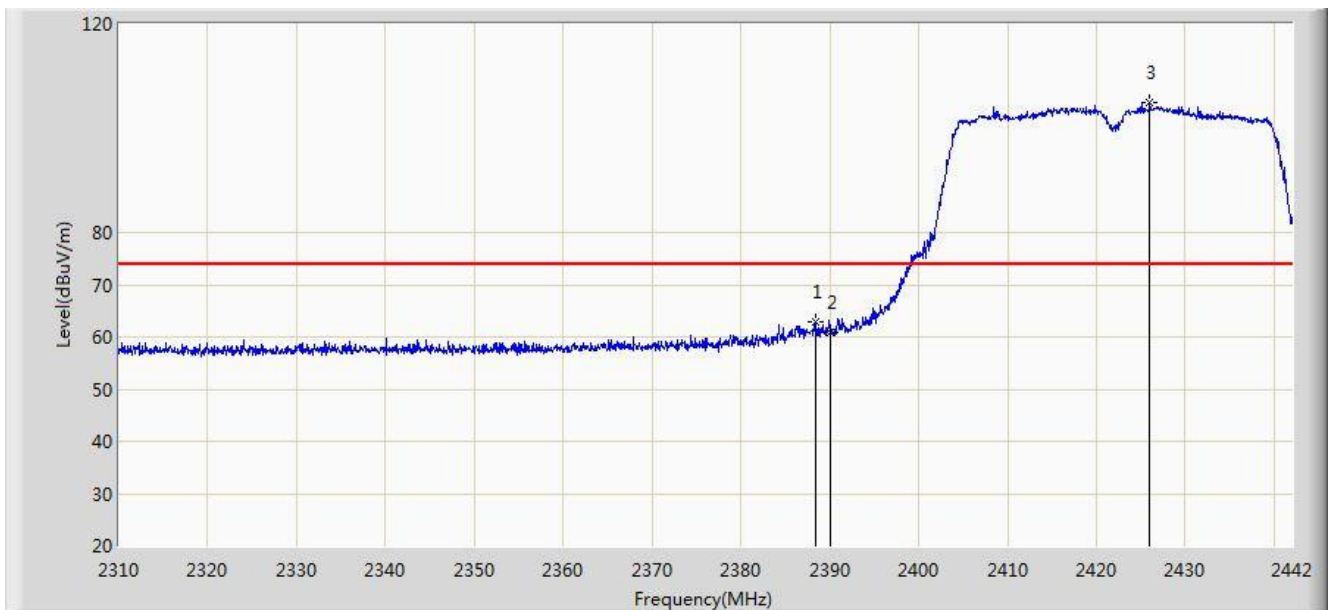


No	Flag	Mark	Frequency (MHz)	Measure Level (dBuV/m)	Reading Level (dBuV)	Over Limit (dB)	Limit (dBuV/m)	Factor (dB)	Type
1		*	2459.056	91.727	60.597	N/A	N/A	31.130	AV
2			2483.500	47.377	16.184	-6.623	54.000	31.194	AV

Note: Measure Level (dBuV/m) = Reading Level (dBuV) + Factor (dB)

Factor (dB) = Cable Loss (dB) + Antenna Factor (dB/m).

Site: AC1	Time: 2015/03/14 - 13:28
Limit: FCC_Part15.209_RE(3m)	Engineer: Roy Cheng
Probe: BBHA9120D_1-18GHz	Polarity: Horizontal
EUT: WIFI dual band 4 GE LAN GPON HGU	Power: AC 120V/60Hz
Test Mode: Transmit at channel 2422MHz by 802.11n-HT40 Ant 0+1	

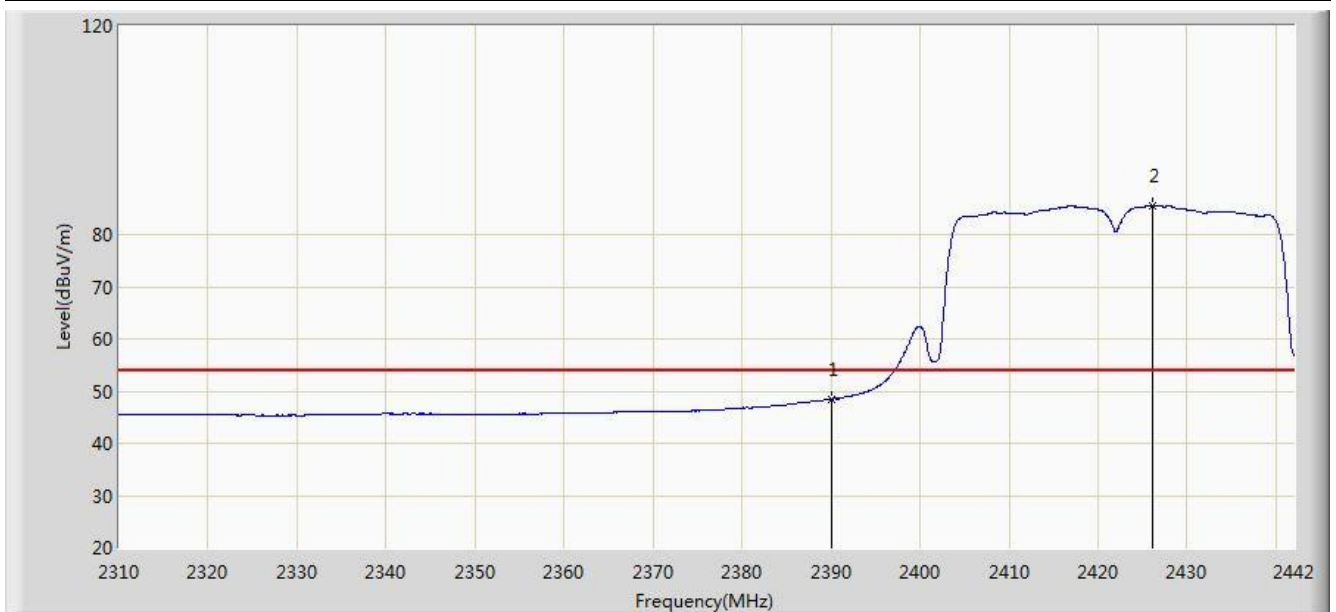


No	Flag	Mark	Frequency (MHz)	Measure Level (dBuV/m)	Reading Level (dBuV)	Over Limit (dB)	Limit (dBuV/m)	Factor (dB)	Type
1			2388.474	62.963	31.757	-11.037	74.000	31.206	PK
2			2390.000	60.850	29.647	-13.150	74.000	31.203	PK
3		*	2426.028	105.022	73.877	N/A	N/A	31.146	PK

Note: Measure Level (dB μ V/m) = Reading Level (dB μ V) + Factor (dB)

Factor (dB) = Cable Loss (dB) + Antenna Factor (dB/m).

Site: AC1	Time: 2015/03/14 - 13:30
Limit: FCC_Part15.209_RE(3m)	Engineer: Roy Cheng
Probe: BBHA9120D_1-18GHz	Polarity: Horizontal
EUT: WIFI dual band 4 GE LAN GPON HGU	Power: AC 120V/60Hz
Test Mode: Transmit at channel 2422MHz by 802.11n-HT40 Ant 0+1	

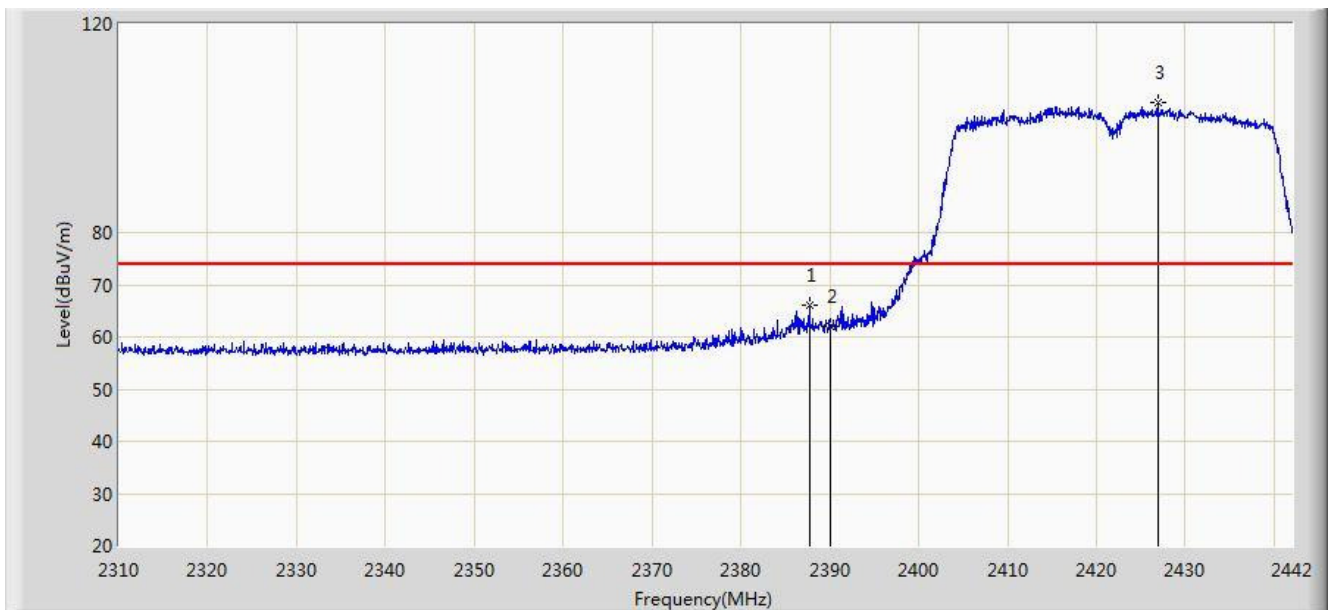


No	Flag	Mark	Frequency (MHz)	Measure Level (dBuV/m)	Reading Level (dBuV)	Over Limit (dB)	Limit (dBuV/m)	Factor (dB)	Type
1			2390.000	48.461	17.258	-5.539	54.000	31.203	AV
2		*	2426.094	85.468	54.323	N/A	N/A	31.145	AV

Note: Measure Level (dBuV/m) = Reading Level (dBuV) + Factor (dB)

Factor (dB) = Cable Loss (dB) + Antenna Factor (dB/m).

Site: AC1	Time: 2015/03/14 - 13:30
Limit: FCC_Part15.209_RE(3m)	Engineer: Roy Cheng
Probe: BBHA9120D_1-18GHz	Polarity: Vertical
EUT: WIFI dual band 4 GE LAN GPON HGU	Power: AC 120V/60Hz
Test Mode: Transmit at channel 2422MHz by 802.11n-HT40 Ant 0+1	

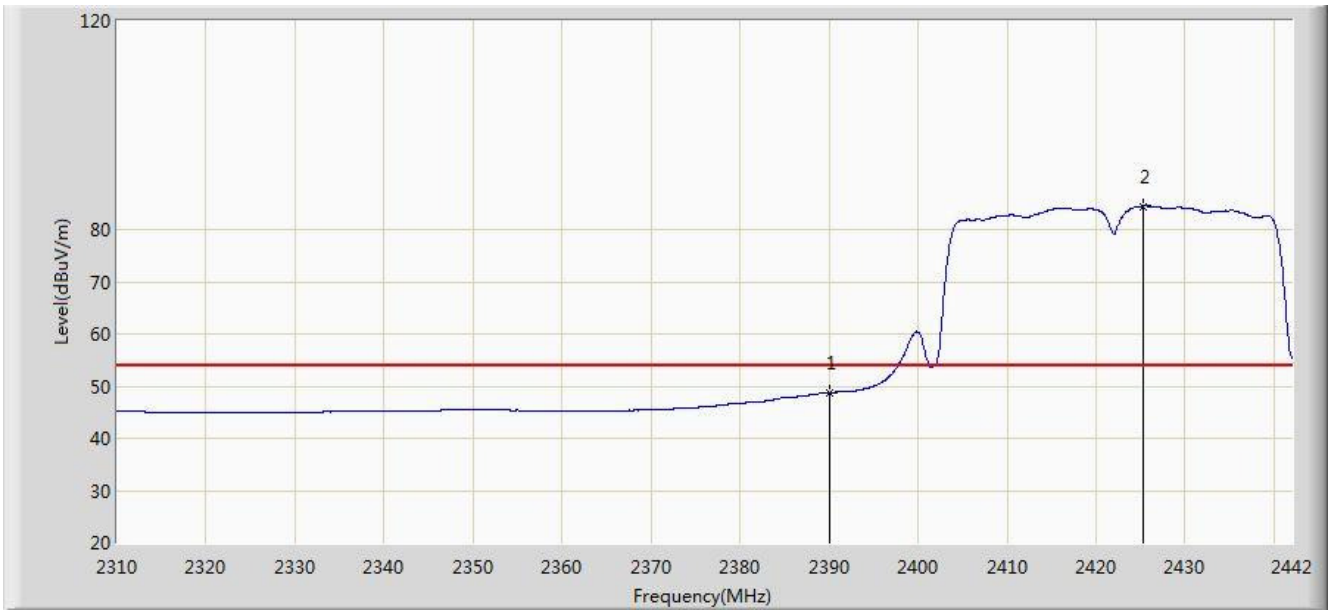


No	Flag	Mark	Frequency (MHz)	Measure Level (dBuV/m)	Reading Level (dBuV)	Over Limit (dB)	Limit (dBuV/m)	Factor (dB)	Type
1			2387.682	65.996	34.789	-8.004	74.000	31.207	PK
2			2390.000	61.986	30.783	-12.014	74.000	31.203	PK
3		*	2426.886	104.930	73.786	N/A	N/A	31.144	PK

Note: Measure Level (dB μ V/m) = Reading Level (dB μ V) + Factor (dB)

Factor (dB) = Cable Loss (dB) + Antenna Factor (dB/m).

Site: AC1	Time: 2015/03/14 - 13:31
Limit: FCC_Part15.209_RE(3m)	Engineer: Roy Cheng
Probe: BBHA9120D_1-18GHz	Polarity: Vertical
EUT: WIFI dual band 4 GE LAN GPON HGU	Power: AC 120V/60Hz
Test Mode: Transmit at channel 2422MHz by 802.11n-HT40 Ant 0+1	

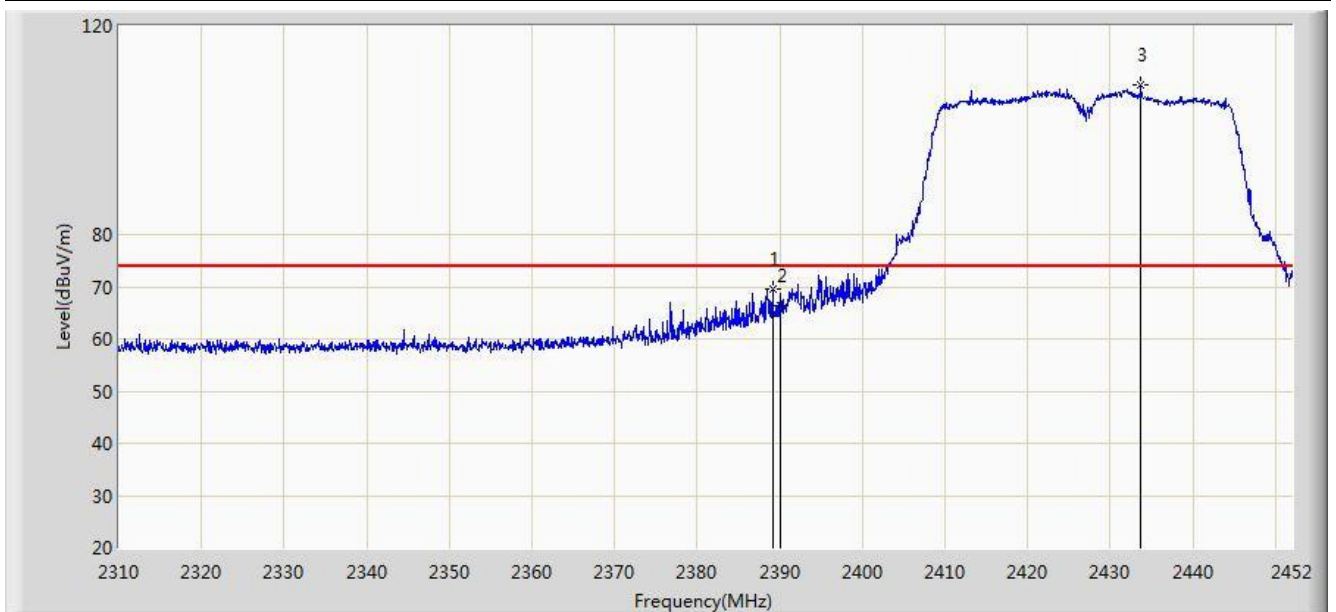


No	Flag	Mark	Frequency (MHz)	Measure Level (dBuV/m)	Reading Level (dBuV)	Over Limit (dB)	Limit (dBuV/m)	Factor (dB)	Type
1			2390.000	48.719	17.516	-5.281	54.000	31.203	AV
2		*	2425.236	84.480	53.333	N/A	N/A	31.147	AV

Note: Measure Level (dBuV/m) = Reading Level (dBuV) + Factor (dB)

Factor (dB) = Cable Loss (dB) + Antenna Factor (dB/m).

Site: AC1	Time: 2015/03/14 - 13:32
Limit: FCC_Part15.209_RE(3m)	Engineer: Roy Cheng
Probe: BBHA9120D_1-18GHz	Polarity: Horizontal
EUT: WIFI dual band 4 GE LAN GPON HGU	Power: AC 120V/60Hz
Test Mode: Transmit at channel 2427MHz by 802.11n-HT40 Ant 0+1	

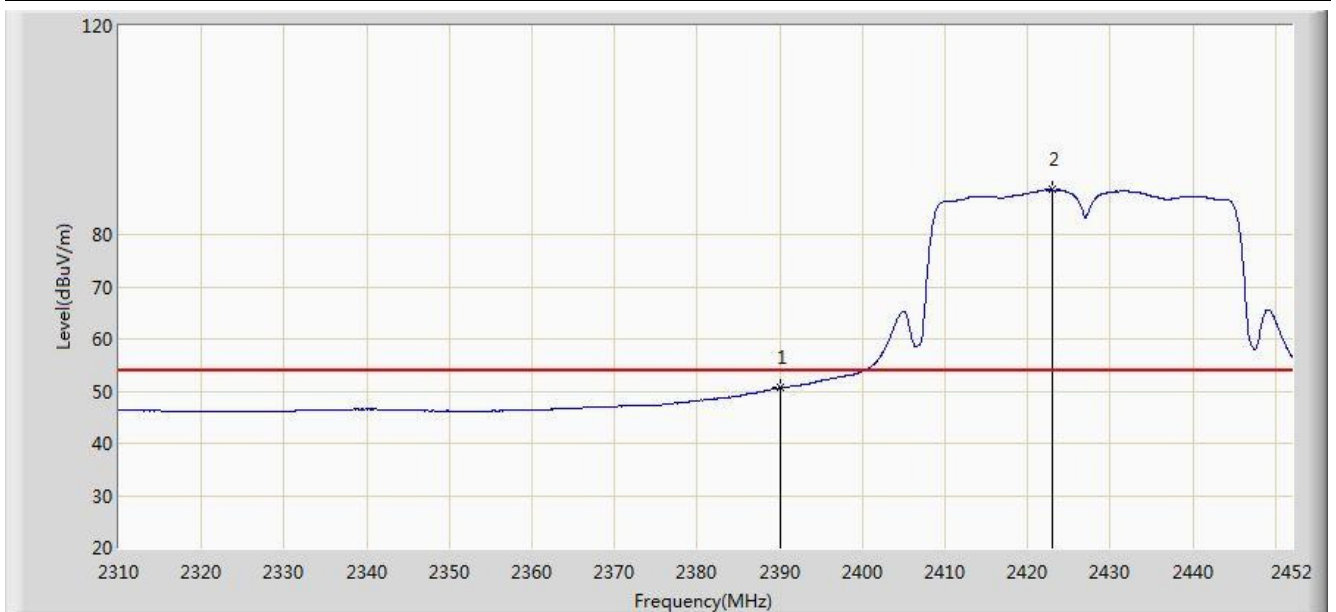


No	Flag	Mark	Frequency (MHz)	Measure Level (dBuV/m)	Reading Level (dBuV)	Over Limit (dB)	Limit (dBuV/m)	Factor (dB)	Type
1			2389.165	69.437	38.233	-4.563	74.000	31.204	PK
2			2390.000	66.412	35.209	-7.588	74.000	31.203	PK
3		*	2433.753	108.771	77.640	N/A	N/A	31.131	PK

Note: Measure Level (dBuV/m) = Reading Level (dBuV) + Factor (dB)

Factor (dB) = Cable Loss (dB) + Antenna Factor (dB/m).

Site: AC1	Time: 2015/03/14 - 13:34
Limit: FCC_Part15.209_RE(3m)	Engineer: Roy Cheng
Probe: BBHA9120D_1-18GHz	Polarity: Horizontal
EUT: WIFI dual band 4 GE LAN GPON HGU	Power: AC 120V/60Hz
Test Mode: Transmit at channel 2427MHz by 802.11n-HT40 Ant 0+1	

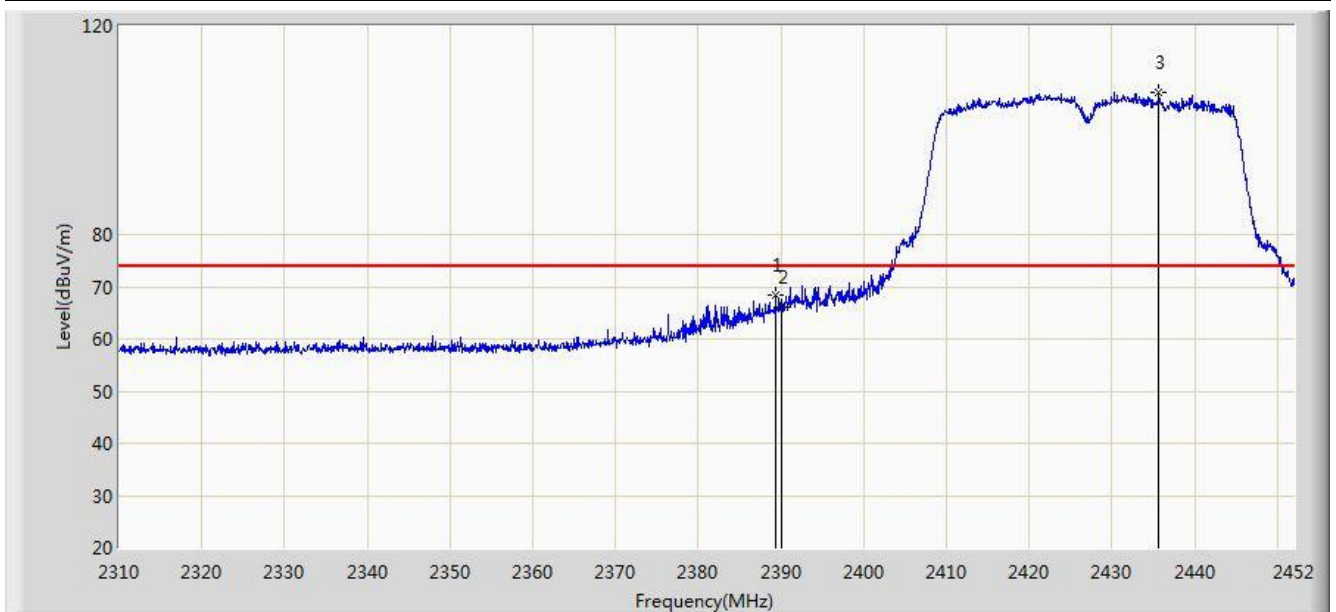


No	Flag	Mark	Frequency (MHz)	Measure Level (dBuV/m)	Reading Level (dBuV)	Over Limit (dB)	Limit (dBuV/m)	Factor (dB)	Type
1			2390.000	50.584	19.381	-3.416	54.000	31.203	AV
2		*	2422.961	88.566	57.415	N/A	N/A	31.151	AV

Note: Measure Level (dBuV/m) = Reading Level (dBuV) + Factor (dB)

Factor (dB) = Cable Loss (dB) + Antenna Factor (dB/m).

Site: AC1	Time: 2015/03/14 - 13:34
Limit: FCC_Part15.209_RE(3m)	Engineer: Roy Cheng
Probe: BBHA9120D_1-18GHz	Polarity: Vertical
EUT: WIFI dual band 4 GE LAN GPON HGU	Power: AC 120V/60Hz
Test Mode: Transmit at channel 2427MHz by 802.11n-HT40 Ant 0+1	

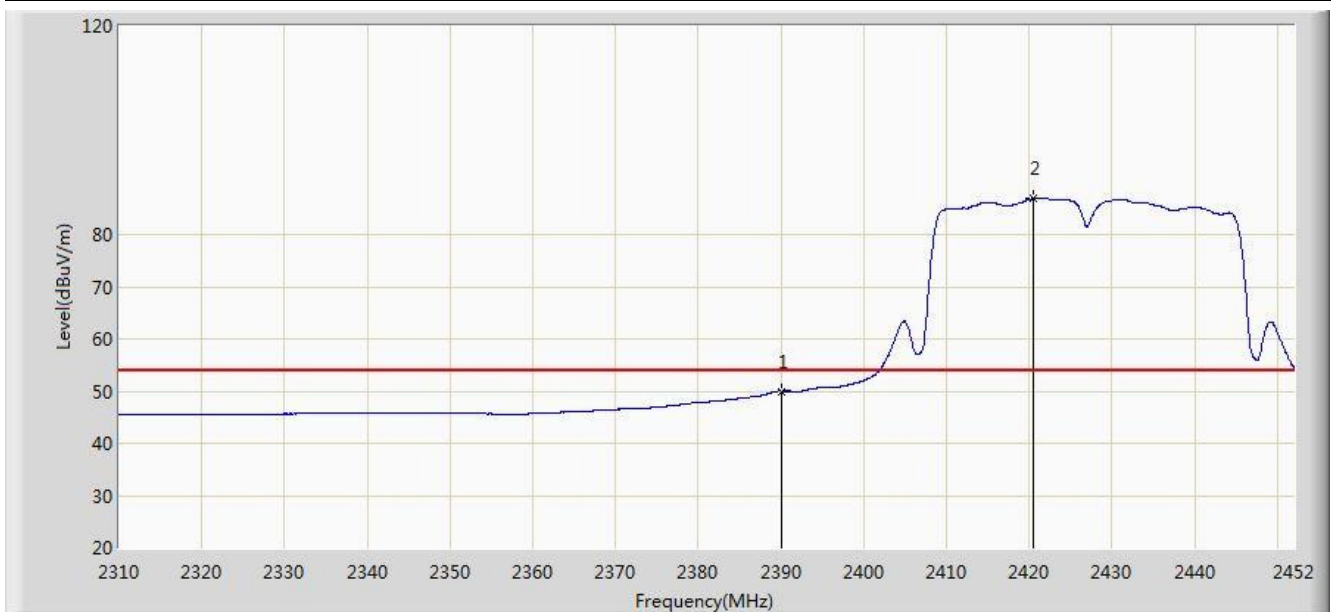


No	Flag	Mark	Frequency (MHz)	Measure Level (dBuV/m)	Reading Level (dBuV)	Over Limit (dB)	Limit (dBuV/m)	Factor (dB)	Type
1			2389.378	68.491	37.287	-5.509	74.000	31.203	PK
2			2390.000	66.063	34.860	-7.937	74.000	31.203	PK
3		*	2435.670	107.201	76.074	N/A	N/A	31.127	PK

Note: Measure Level (dB μ V/m) = Reading Level (dB μ V) + Factor (dB)

Factor (dB) = Cable Loss (dB) + Antenna Factor (dB/m).

Site: AC1	Time: 2015/03/14 - 13:35
Limit: FCC_Part15.209_RE(3m)	Engineer: Roy Cheng
Probe: BBHA9120D_1-18GHz	Polarity: Vertical
EUT: WIFI dual band 4 GE LAN GPON HGU	Power: AC 120V/60Hz
Test Mode: Transmit at channel 2427MHz by 802.11n-HT40 Ant 0+1	

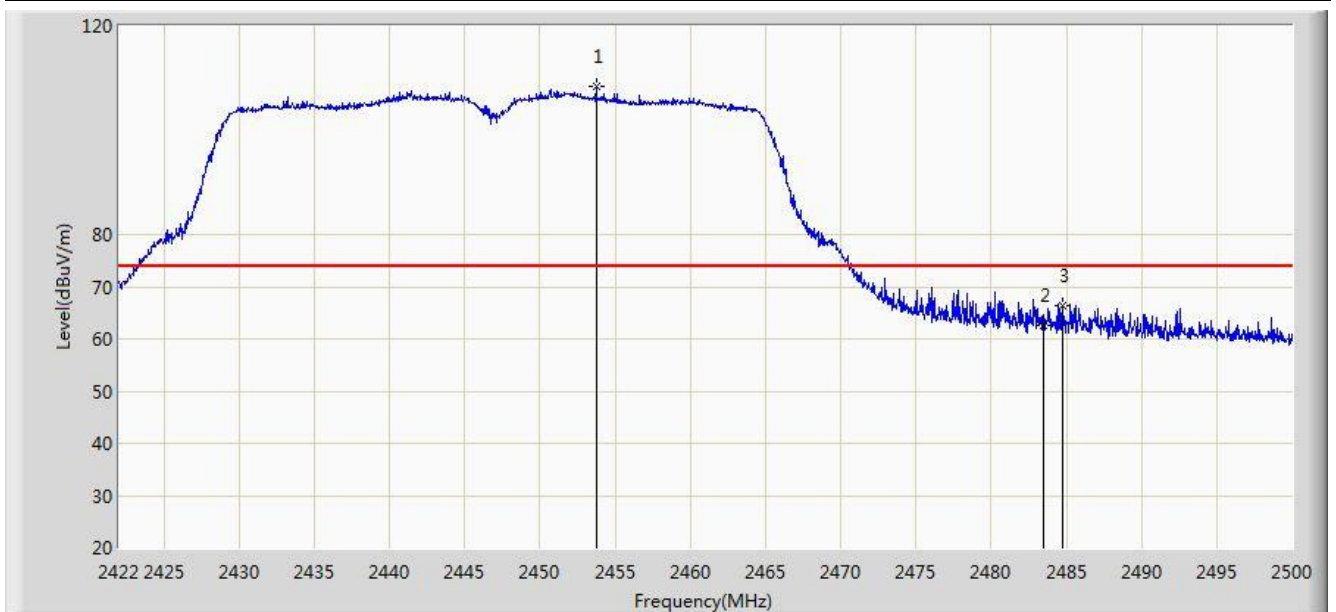


No	Flag	Mark	Frequency (MHz)	Measure Level (dBuV/m)	Reading Level (dBuV)	Over Limit (dB)	Limit (dBuV/m)	Factor (dB)	Type
1			2390.000	49.999	18.796	-4.001	54.000	31.203	AV
2		*	2420.547	86.930	55.775	N/A	N/A	31.155	AV

Note: Measure Level (dBuV/m) = Reading Level (dBuV) + Factor (dB)

Factor (dB) = Cable Loss (dB) + Antenna Factor (dB/m).

Site: AC1	Time: 2015/03/14 - 13:36
Limit: FCC_Part15.209_RE(3m)	Engineer: Roy Cheng
Probe: BBHA9120D_1-18GHz	Polarity: Horizontal
EUT: WIFI dual band 4 GE LAN GPON HGU	Power: AC 120V/60Hz
Test Mode: Transmit at channel 2447MHz by 802.11n-HT40 Ant 0+1	

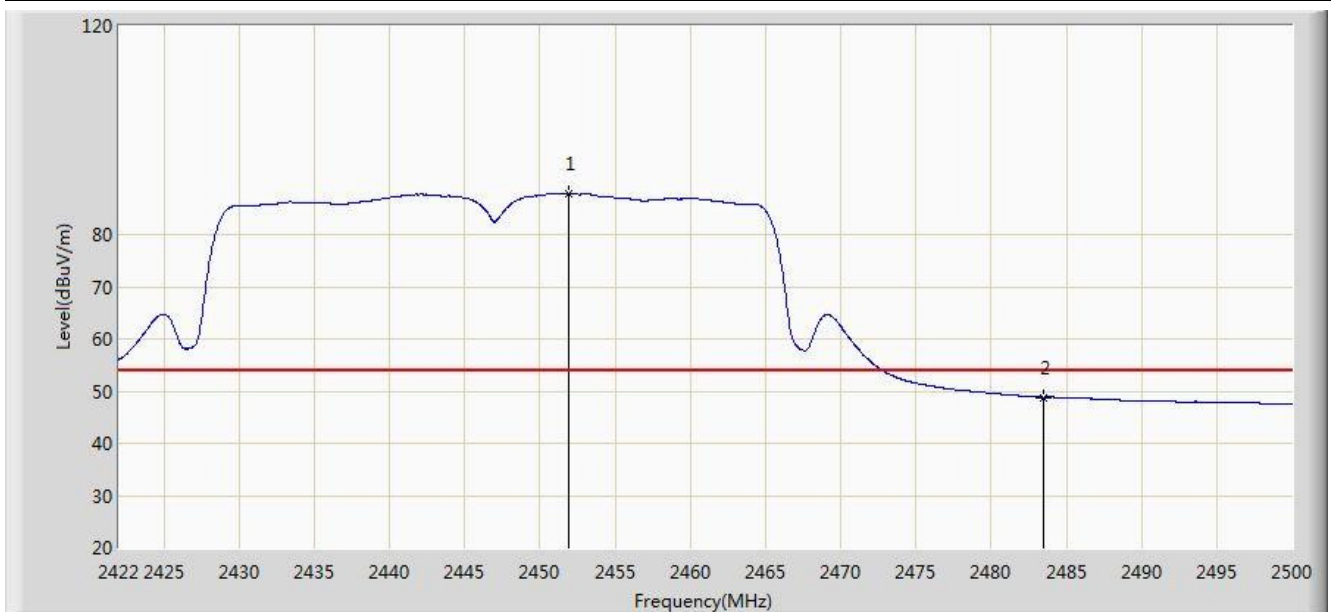


No	Flag	Mark	Frequency (MHz)	Measure Level (dBuV/m)	Reading Level (dBuV)	Over Limit (dB)	Limit (dBuV/m)	Factor (dB)	Type
1		*	2453.746	108.266	77.145	N/A	N/A	31.121	PK
2			2483.500	62.667	31.474	-11.333	74.000	31.194	PK
3			2484.790	66.501	35.304	-7.499	74.000	31.197	PK

Note: Measure Level (dBuV/m) = Reading Level (dBuV) + Factor (dB)

Factor (dB) = Cable Loss (dB) + Antenna Factor (dB/m).

Site: AC1	Time: 2015/03/14 - 13:38
Limit: FCC_Part15.209_RE(3m)	Engineer: Roy Cheng
Probe: BBHA9120D_1-18GHz	Polarity: Horizontal
EUT: WIFI dual band 4 GE LAN GPON HGU	Power: AC 120V/60Hz
Test Mode: Transmit at channel 2447MHz by 802.11n-HT40 Ant 0+1	

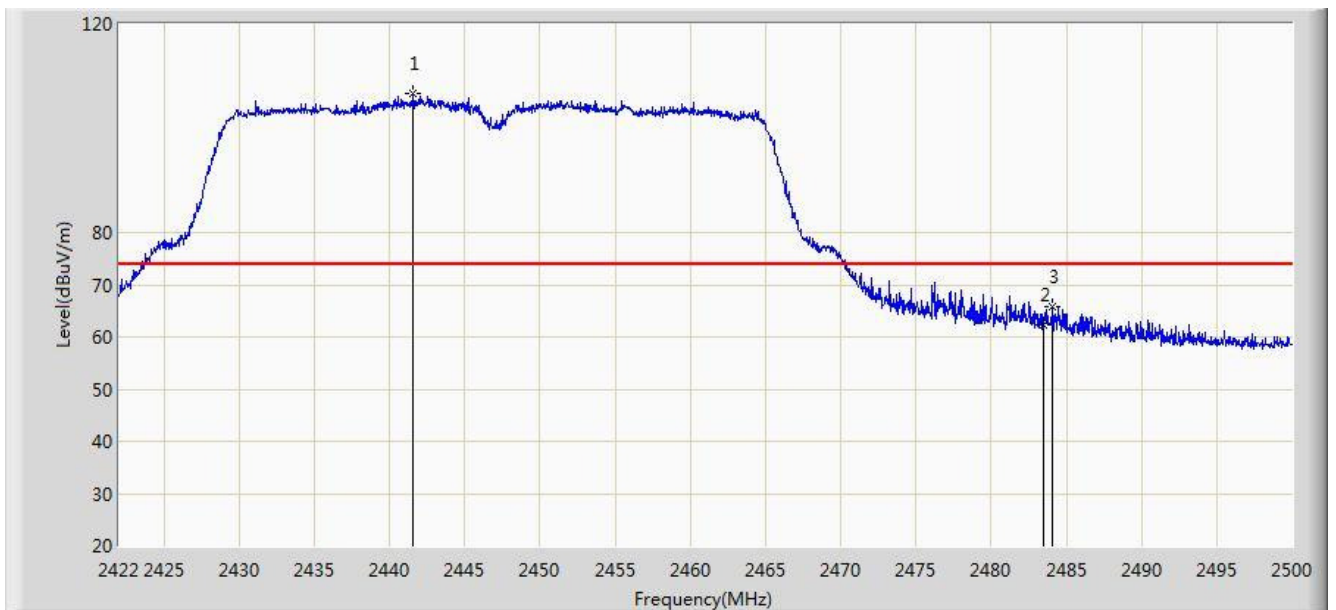


No	Flag	Mark	Frequency (MHz)	Measure Level (dBuV/m)	Reading Level (dBuV)	Over Limit (dB)	Limit (dBuV/m)	Factor (dB)	Type
1		*	2451.913	87.866	56.749	N/A	N/A	31.117	AV
2			2483.500	48.811	17.618	-5.189	54.000	31.194	AV

Note: Measure Level (dBuV/m) = Reading Level (dBuV) + Factor (dB)

Factor (dB) = Cable Loss (dB) + Antenna Factor (dB/m).

Site: AC1	Time: 2015/03/14 - 13:39
Limit: FCC_Part15.209_RE(3m)	Engineer: Roy Cheng
Probe: BBHA9120D_1-18GHz	Polarity: Vertical
EUT: WIFI dual band 4 GE LAN GPON HGU	Power: AC 120V/60Hz
Test Mode: Transmit at channel 2447MHz by 802.11n-HT40 Ant 0+1	

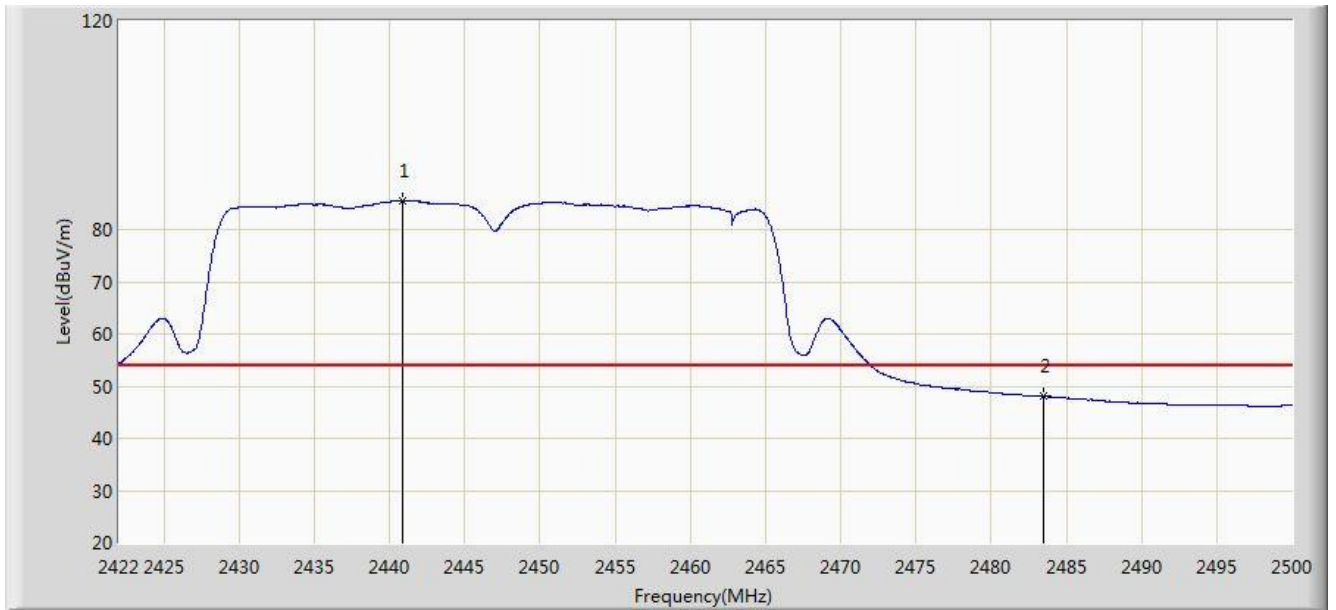


No	Flag	Mark	Frequency (MHz)	Measure Level (dBuV/m)	Reading Level (dBuV)	Over Limit (dB)	Limit (dBuV/m)	Factor (dB)	Type
1		*	2441.578	106.584	75.469	N/A	N/A	31.115	PK
2			2483.500	62.363	31.170	-11.637	74.000	31.194	PK
3			2484.088	65.792	34.597	-8.208	74.000	31.195	PK

Note: Measure Level (dBuV/m) = Reading Level (dBuV) + Factor (dB)

Factor (dB) = Cable Loss (dB) + Antenna Factor (dB/m).

Site: AC1	Time: 2015/03/14 - 13:40
Limit: FCC_Part15.209_RE(3m)	Engineer: Roy Cheng
Probe: BBHA9120D_1-18GHz	Polarity: Vertical
EUT: WIFI dual band 4 GE LAN GPON HGU	Power: AC 120V/60Hz
Test Mode: Transmit at channel 2447MHz by 802.11n-HT40 Ant 0+1	

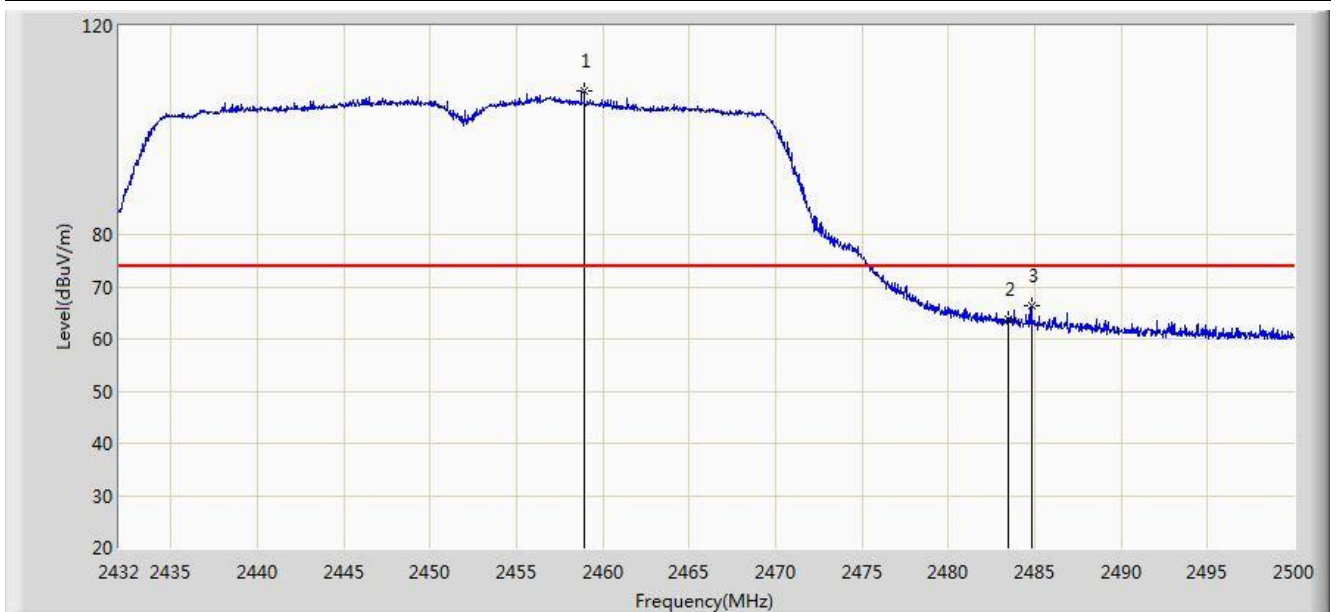


No	Flag	Mark	Frequency (MHz)	Measure Level (dBuV/m)	Reading Level (dBuV)	Over Limit (dB)	Limit (dBuV/m)	Factor (dB)	Type
1		*	2440.876	85.539	54.422	N/A	N/A	31.117	AV
2			2483.500	48.035	16.842	-5.965	54.000	31.194	AV

Note: Measure Level (dBuV/m) = Reading Level (dBuV) + Factor (dB)

Factor (dB) = Cable Loss (dB) + Antenna Factor (dB/m).

Site: AC1	Time: 2015/03/14 - 13:40
Limit: FCC_Part15.209_RE(3m)	Engineer: Roy Cheng
Probe: BBHA9120D_1-18GHz	Polarity: Horizontal
EUT: WIFI dual band 4 GE LAN GPON HGU	Power: AC 120V/60Hz
Test Mode: Transmit at channel 2452MHz by 802.11n-HT40 Ant 0+1	

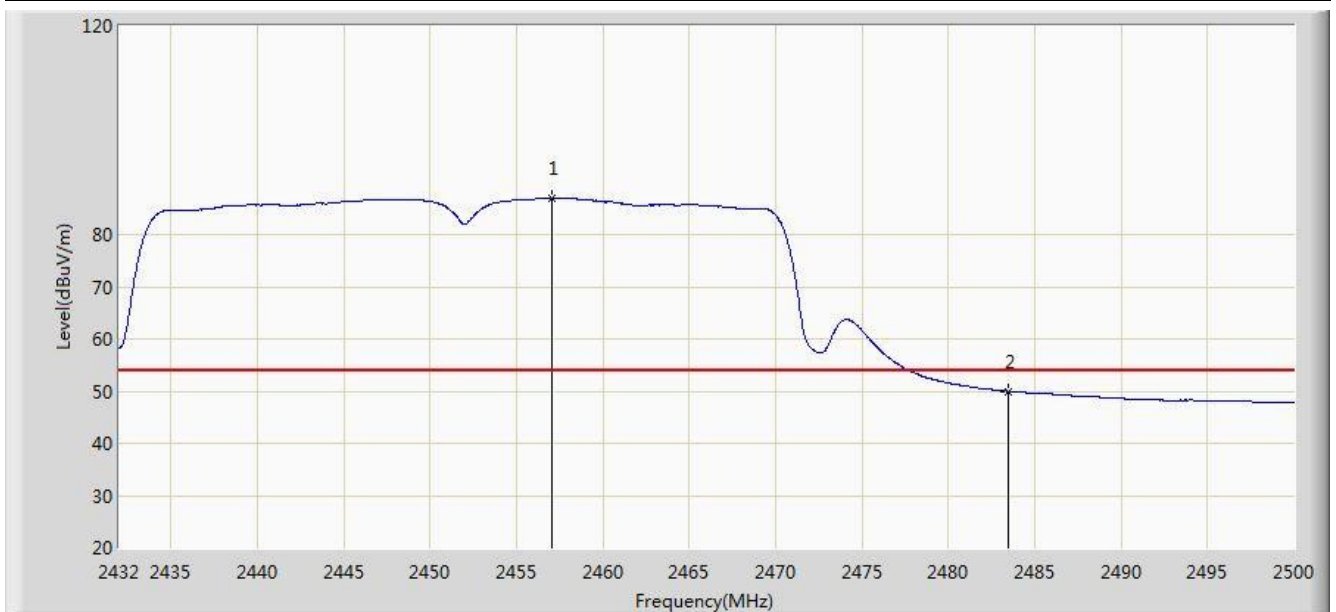


No	Flag	Mark	Frequency (MHz)	Measure Level (dBuV/m)	Reading Level (dBuV)	Over Limit (dB)	Limit (dBuV/m)	Factor (dB)	Type
1		*	2458.928	107.451	76.321	N/A	N/A	31.130	PK
2			2483.500	63.815	32.622	-10.185	74.000	31.194	PK
3			2484.836	66.439	35.242	-7.561	74.000	31.197	PK

Note: Measure Level (dBuV/m) = Reading Level (dBuV) + Factor (dB)

Factor (dB) = Cable Loss (dB) + Antenna Factor (dB/m).

Site: AC1	Time: 2015/03/14 - 13:42
Limit: FCC_Part15.209_RE(3m)	Engineer: Roy Cheng
Probe: BBHA9120D_1-18GHz	Polarity: Horizontal
EUT: WIFI dual band 4 GE LAN GPON HGU	Power: AC 120V/60Hz
Test Mode: Transmit at channel 2452MHz by 802.11n-HT40 Ant 0+1	

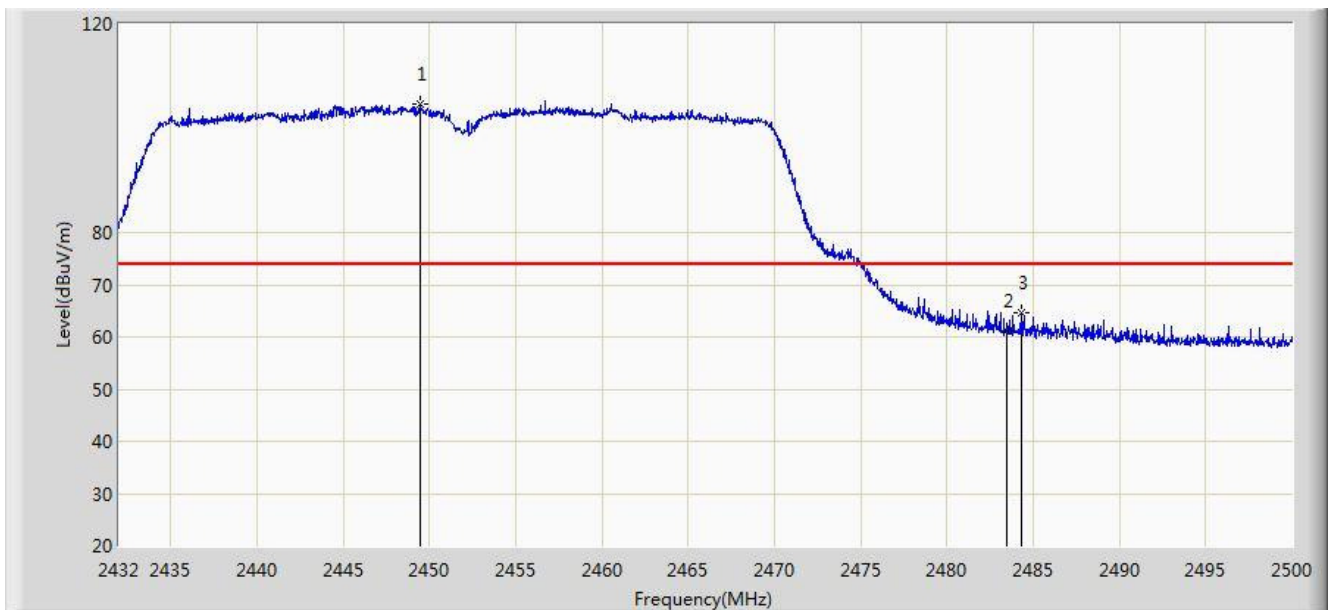


No	Flag	Mark	Frequency (MHz)	Measure Level (dBuV/m)	Reading Level (dBuV)	Over Limit (dB)	Limit (dBuV/m)	Factor (dB)	Type
1		*	2457.024	86.959	55.833	N/A	N/A	31.127	AV
2			2483.500	49.966	18.773	-4.034	54.000	31.194	AV

Note: Measure Level (dBuV/m) = Reading Level (dBuV) + Factor (dB)

Factor (dB) = Cable Loss (dB) + Antenna Factor (dB/m).

Site: AC1	Time: 2015/03/14 - 13:42
Limit: FCC_Part15.209_RE(3m)	Engineer: Roy Cheng
Probe: BBHA9120D_1-18GHz	Polarity: Vertical
EUT: WIFI dual band 4 GE LAN GPON HGU	Power: AC 120V/60Hz
Test Mode: Transmit at channel 2452MHz by 802.11n-HT40 Ant 0+1	

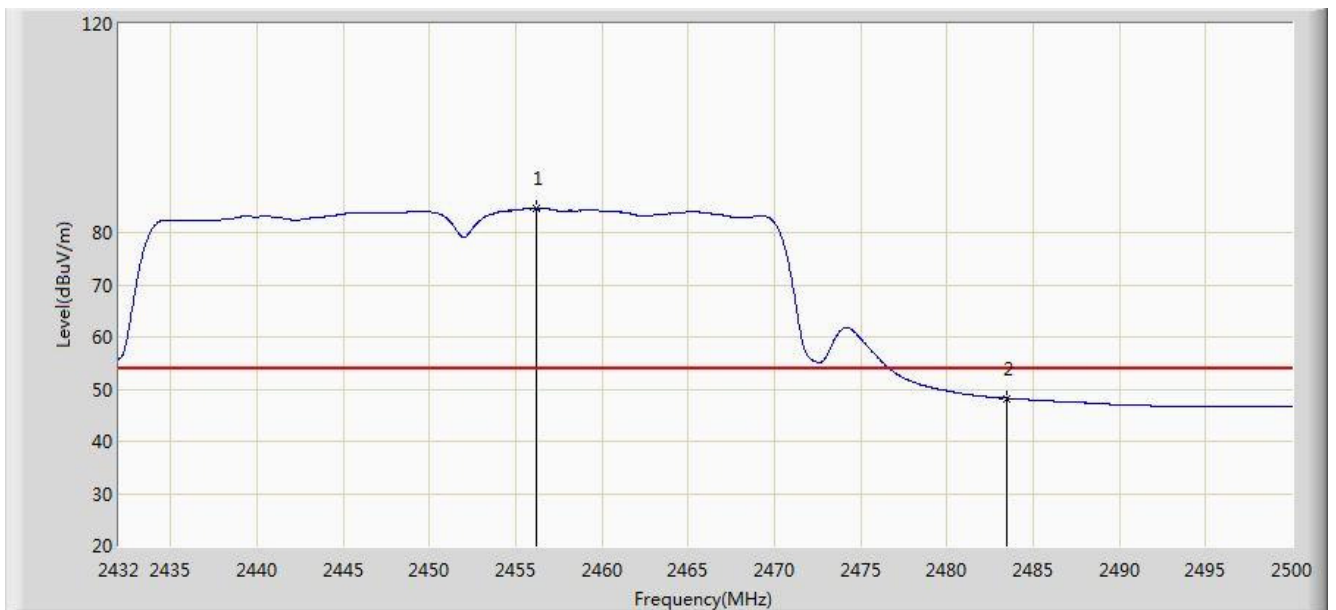


No	Flag	Mark	Frequency (MHz)	Measure Level (dBuV/m)	Reading Level (dBuV)	Over Limit (dB)	Limit (dBuV/m)	Factor (dB)	Type
1		*	2449.510	104.744	73.631	N/A	N/A	31.113	PK
2			2483.500	61.304	30.111	-12.696	74.000	31.194	PK
3			2484.292	64.719	33.524	-9.281	74.000	31.195	PK

Note: Measure Level (dBuV/m) = Reading Level (dBuV) + Factor (dB)

Factor (dB) = Cable Loss (dB) + Antenna Factor (dB/m).

Site: AC1	Time: 2015/03/14 - 13:43
Limit: FCC_Part15.209_RE(3m)	Engineer: Roy Cheng
Probe: BBHA9120D_1-18GHz	Polarity: Vertical
EUT: WIFI dual band 4 GE LAN GPON HGU	Power: AC 120V/60Hz
Test Mode: Transmit at channel 2452MHz by 802.11n-HT40 Ant 0+1	



No	Flag	Mark	Frequency (MHz)	Measure Level (dBuV/m)	Reading Level (dBuV)	Over Limit (dB)	Limit (dBuV/m)	Factor (dB)	Type
1		*	2456.174	84.514	53.389	N/A	N/A	31.125	AV
2			2483.500	48.241	17.048	-5.759	54.000	31.194	AV

Note: Measure Level (dBuV/m) = Reading Level (dBuV) + Factor (dB)

Factor (dB) = Cable Loss (dB) + Antenna Factor (dB/m).

7.8. AC Conducted Emissions Measurement

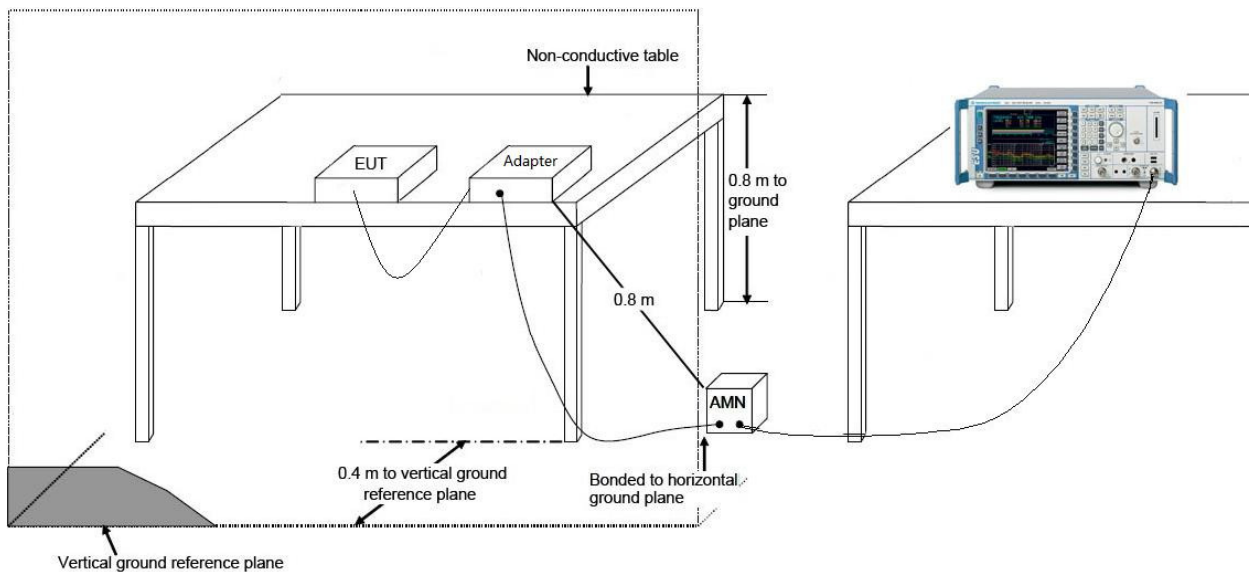
7.8.1. Test Limit

FCC Part 15 Subpart C Paragraph 15.207 Limits		
Frequency (MHz)	QP (dBuV)	AV (dBuV)
0.15 - 0.50	66 - 56	56 - 46
0.50 - 5.0	56	46
5.0 - 30	60	50

Note 1: The lower limit shall apply at the transition frequencies.

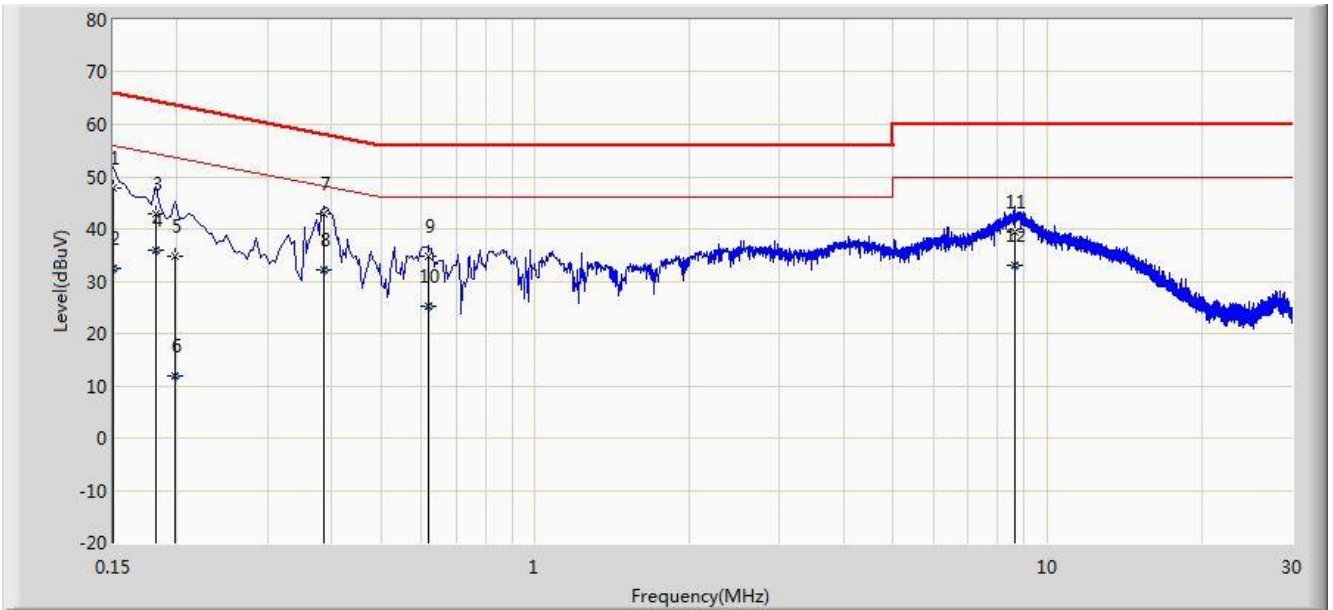
Note 2: The limit decreases linearly with the logarithm of the frequency in the range 0.15MHz to 0.5MHz.

7.8.2. Test Setup



7.8.3. Test Result

Site: SR2	Time: 2015/01/31 - 19:16
Limit: FCC_Part15.207_CE_Class B	Engineer: Roy Cheng
Probe: ENV216_101683_Filter On	Polarity: Line
EUT: WIFI dual band 4 GE LAN GPON HGU	Power: AC 120V/60Hz
Note: Mode 1	

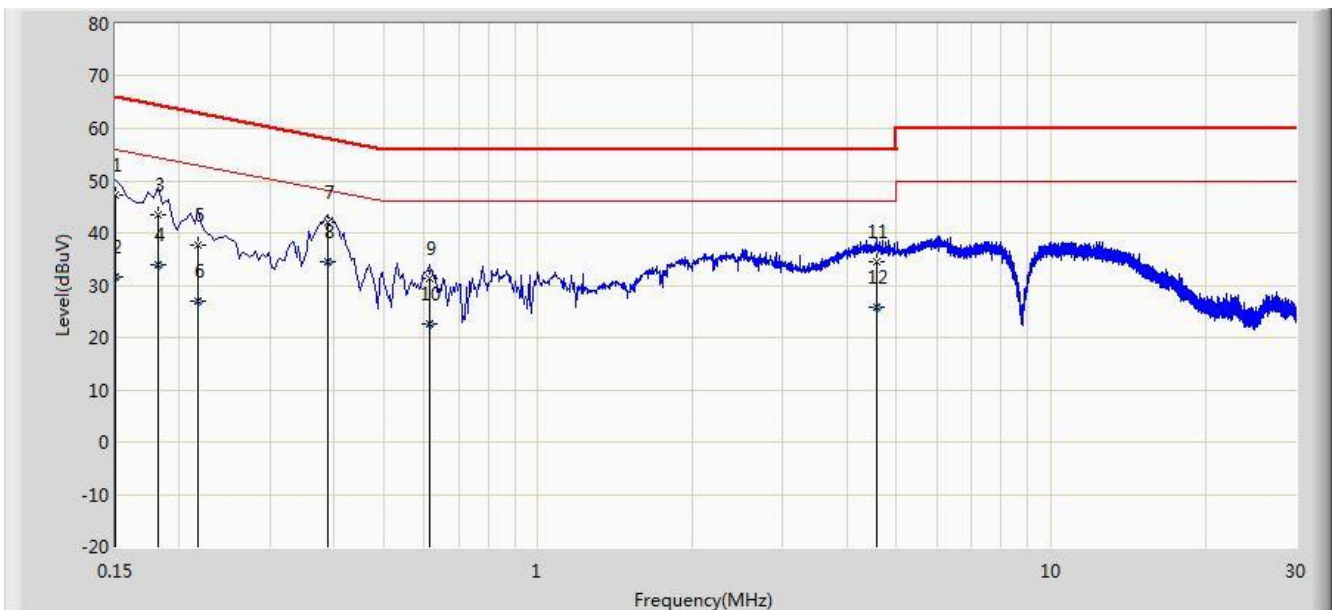


No	Flag	Mark	Frequency (MHz)	Measure Level (dBuV)	Reading Level (dBuV)	Over Limit (dB)	Limit (dBuV)	Factor (dB)	Type
1			0.150	47.724	36.582	-18.276	66.000	11.142	QP
2			0.150	32.331	21.189	-23.669	56.000	11.142	AV
3			0.182	42.838	32.795	-21.556	64.394	10.042	QP
4			0.182	35.867	25.825	-18.527	54.394	10.042	AV
5			0.198	34.756	24.742	-28.938	63.694	10.015	QP
6			0.198	11.826	1.811	-41.868	53.694	10.015	AV
7		*	0.386	42.872	32.770	-15.277	58.149	10.102	QP
8			0.386	32.098	21.996	-16.051	48.149	10.102	AV
9			0.618	34.905	24.783	-21.095	56.000	10.121	QP
10			0.618	25.260	15.139	-20.740	46.000	10.121	AV
11			8.630	39.359	29.161	-20.641	60.000	10.199	QP
12			8.630	32.975	22.777	-17.025	50.000	10.199	AV

Note: Measure Level (dBμV) = Reading Level (dBμV) + Factor (dB)

Factor (dB) = Cable Loss (dB) + LISN Factor (dB)

Site: SR2	Time: 2015/01/31 - 19:20
Limit: FCC_Part15.207_CE_Class B	Engineer: Roy Cheng
Probe: ENV216_101683_Filter On	Polarity: Neutral
EUT: WIFI dual band 4 GE LAN GPON HGU	Power: AC 120V/60Hz
Note: Mode 1	



No	Flag	Mark	Frequency (MHz)	Measure Level (dBuV)	Reading Level (dBuV)	Over Limit (dB)	Limit (dBuV)	Factor (dB)	Type
1			0.150	47.154	36.012	-18.846	66.000	11.142	QP
2			0.150	31.458	20.316	-24.542	56.000	11.142	AV
3			0.182	43.519	33.476	-20.875	64.394	10.042	QP
4			0.182	34.031	23.988	-20.363	54.394	10.042	AV
5			0.218	37.691	27.710	-25.204	62.895	9.981	QP
6			0.218	26.953	16.972	-25.942	52.895	9.981	AV
7			0.390	42.100	31.995	-15.964	58.064	10.105	QP
8		*	0.390	34.369	24.265	-13.694	48.064	10.105	AV
9			0.614	31.375	21.251	-24.625	56.000	10.124	QP
10			0.614	22.489	12.366	-23.511	46.000	10.124	AV
11			4.586	34.458	24.453	-21.542	56.000	10.005	QP
12			4.586	25.669	15.664	-20.331	46.000	10.005	AV

Note: Measure Level (dB μ V) = Reading Level (dB μ V) + Factor (dB)

Factor (dB) = Cable Loss (dB) + LISN Factor (dB)

8. CONCLUSION

The data collected relate only the item(s) tested and show that the **WIFI dual band 4 GE LAN GPON HGU FCC ID: 2ABLK-8X4G-1V2** is in compliance with Part 15C of the FCC Rules.

Annex 1

Output Power Measurement

Test Mode	Data Rate (Mbps)	Channel No.	Freq. (MHz)	Ant 0 Average Power (dBm)	Ant 1 Average Power (dBm)	Total Average Power (dBm)	Limit (dBm)	Result
Ant 0								
11b	1	1	2412	23.06	--	23.06	≤30	Pass
11b	1	6	2437	23.98	--	23.98	≤30	Pass
11b	1	11	2462	23.33	--	23.33	≤30	Pass
Ant 0 + 1								
11n-HT20	6.5	1	2412	17.18	18.11	20.68	≤30	Pass
11n-HT20	6.5	6	2437	23.36	22.98	26.18	≤30	Pass
11n-HT20	6.5	11	2462	18.10	17.97	21.05	≤30	Pass

Note: Total Average Power (dBm) = $10 \cdot \log\{10^{(\text{Ant 0 Average Power} / 10)} + 10^{(\text{Ant 1 Average Power} / 10)}\}$ (dBm).

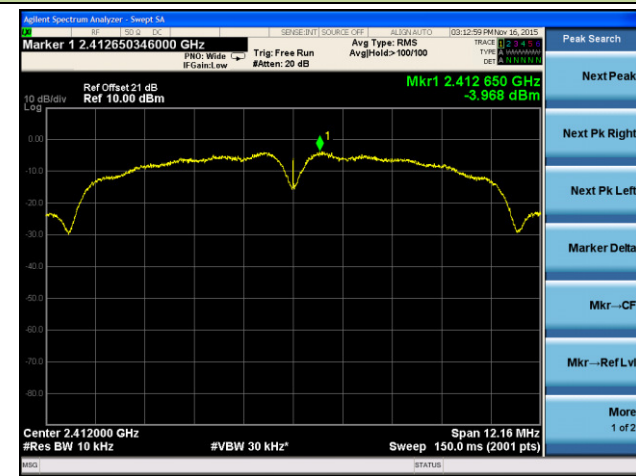
Power Spectral Density Measurement

Test Mode	Data Rate (Mbps)	Channel No.	Freq. (MHz)	Ant 0 AVGPSD (dBm / 10kHz)	Ant 1 AVGPSD (dBm / 10kHz)	Duty Cycle (%)	Constant Factor	Total AVGPSD (dBm / 3kHz)	Limit (dBm / 3kHz)	Result
Ant 0										
11b	1	1	2412	-3.97	--	95.1	-5.23	-9.20	≤8.0	Pass
11b	1	6	2437	-3.70	--	95.1	-5.23	-8.93	≤8.0	Pass
11b	1	11	2462	-4.00	--	95.1	-5.23	-9.23	≤8.0	Pass
Ant 0 + 1										
11n-HT20	6.5	1	2412	-11.52	-12.28	94.1	-5.23	-14.10	≤8.0	Pass
11n-HT20	6.5	6	2437	-6.52	-7.43	94.1	-5.23	-9.17	≤8.0	Pass
11n-HT20	6.5	11	2462	-11.78	-12.09	94.1	-5.23	-14.15	≤8.0	Pass

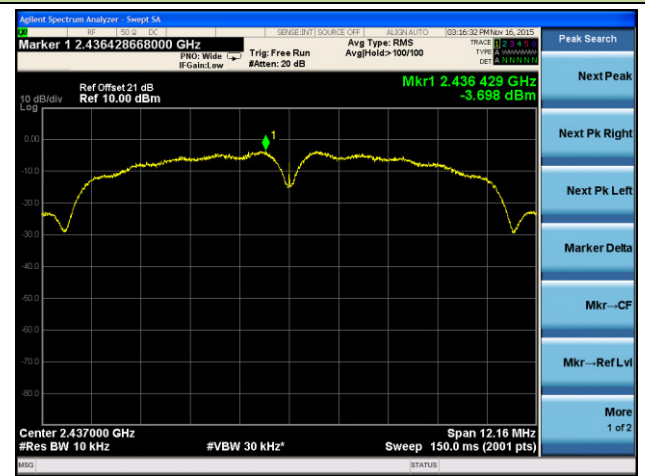
Note: When EUT duty cycle < 98%, the total AVGPSD = $10 \cdot \log\{10^{(\text{Ant 0 AVGPSD}/10)} + 10^{(\text{Ant 1 AVGPSD}/10)}\} + 10 \cdot \log(1/\text{duty cycle}) + \text{Constant Factor}$.

802.11b AVGPSD - Ant 0

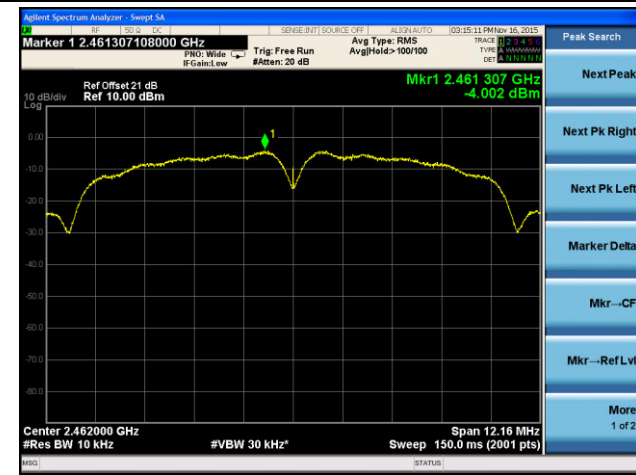
Channel 01 (2412MHz)



Channel 06 (2437MHz)

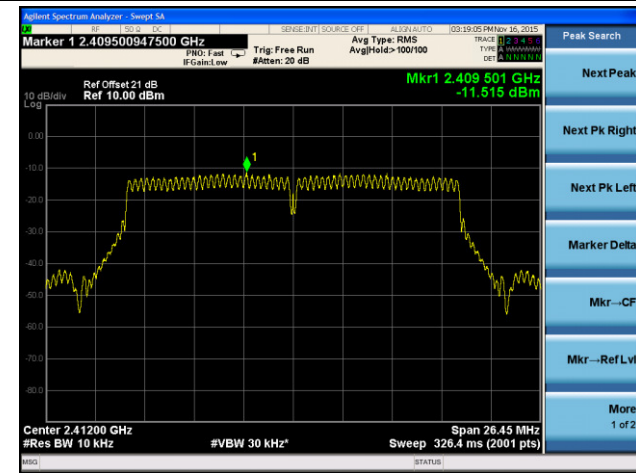


Channel 11 (2462MHz)

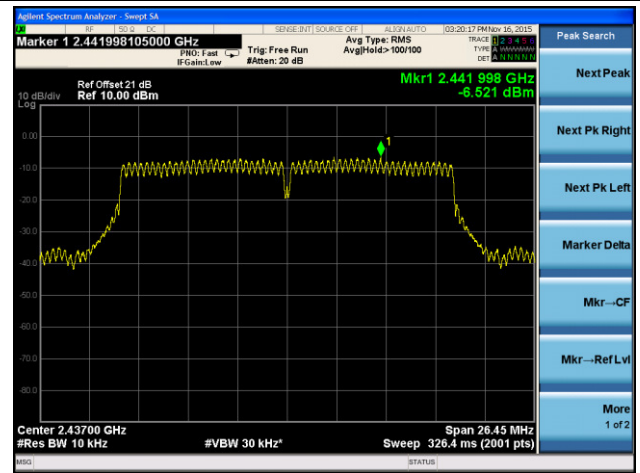


802.11n-HT20 AVGPSD - Ant 0 / Ant 0 + 1

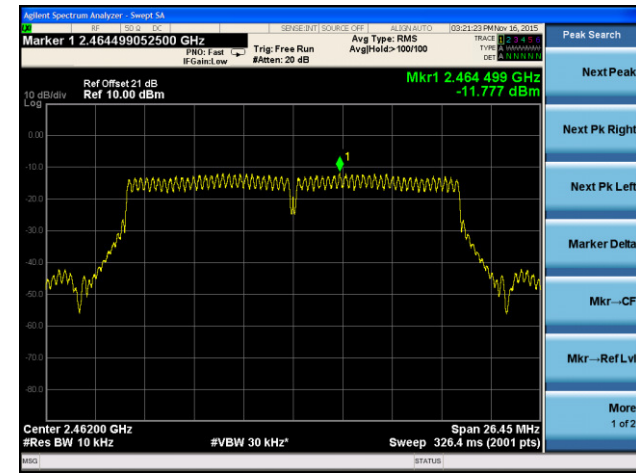
Channel 01 (2412MHz)



Channel 06 (2437MHz)

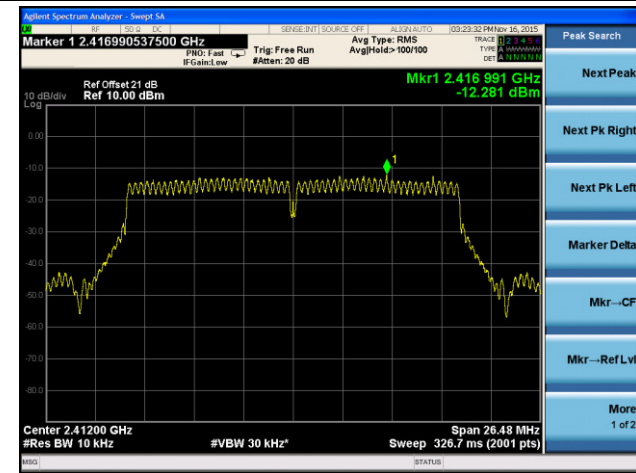


Channel 11 (2462MHz)

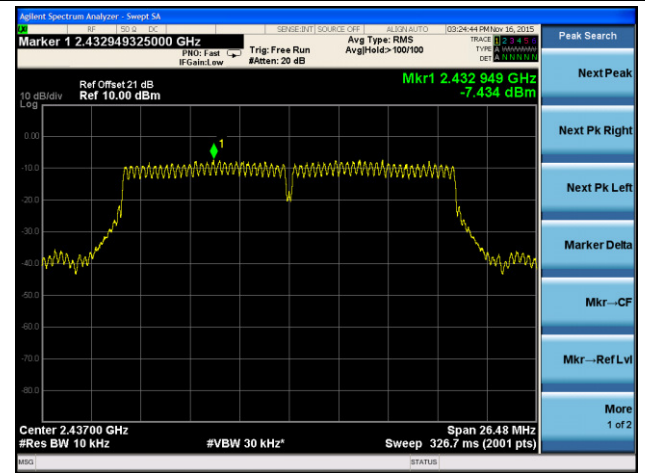


802.11n-HT20 AVGPDS - Ant 1 / Ant 0 + 1

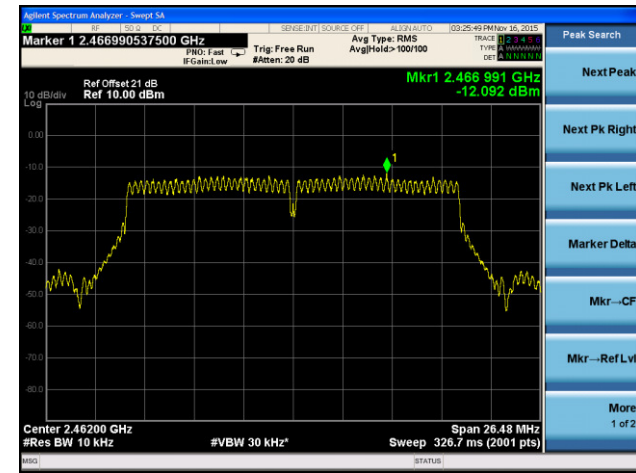
Channel 01 (2412MHz)



Channel 06 (2437MHz)



Channel 11 (2462MHz)



Radiated Spurious Emission Measurement

Test Mode:	802.11b - Ant 0	Test Site:	AC1
Test Channel:	01	Test Engineer:	Roy Cheng
Remark:	1. Average measurement was not performed if peak level lower than average limit. 2. Other frequency was 20dB below limit line within 1-18GHz, there is not show in the report.		

Mark	Frequency (MHz)	Reading Level (dBμV)	Factor (dB)	Measure Level (dBμV/m)	Limit (dBμV/m)	Margin (dB)	Detector	Polarization
*	3221.7	57.4	-1.6	55.8	84.1	-28.3	Peak	Horizontal
*	3429.6	45.3	-1.5	43.8	84.1	-40.3	Peak	Horizontal
	4868.7	43.0	2.7	45.7	74.0	-28.3	Peak	Horizontal
	8358.3	45.1	8.0	53.1	74.0	-20.9	Peak	Horizontal
*	3221.3	54.3	-1.6	52.7	84.1	-31.4	Peak	Vertical
*	4355.9	43.4	1.3	44.7	84.1	-39.4	Peak	Vertical
	5025.2	41.3	3.1	44.4	74.0	-29.6	Peak	Vertical
	8219.5	44.7	8.2	52.9	74.0	-21.1	Peak	Vertical

Note 1: "*" is not in restricted band, its limit is 30dBc of the fundamental emission level (114.1dBμV/m).

Note 2: Measure Level (dBμV/m) = Reading Level (dBμV) + Factor (dB)

Factor (dB) = Cable Loss (dB) + Antenna Factor (dB/m) - Pre_Amplifier Gain (dB)

Test Mode:	802.11b - Ant 0	Test Site:	AC1
Test Channel:	06	Test Engineer:	Roy Cheng
Remark:	1. Average measurement was not performed if peak level lower than average limit. 2. Other frequency was 20dB below limit line within 1-18GHz, there is not show in the report.		

Mark	Frequency (MHz)	Reading Level (dBμV)	Factor (dB)	Measure Level (dBμV/m)	Limit (dBμV/m)	Margin (dB)	Detector	Polarization
*	3253.9	53.6	-1.7	51.9	85.4	-33.5	Peak	Horizontal
*	4428.3	44.0	1.5	45.5	85.4	-39.9	Peak	Horizontal
	4870.8	44.4	2.7	47.1	74.0	-26.9	Peak	Horizontal
	8257.9	45.3	8.1	53.4	74.0	-20.6	Peak	Horizontal
*	3253.9	52.1	-1.7	50.4	85.4	-35.0	Peak	Vertical
*	4448.6	43.9	1.5	45.4	85.4	-40.0	Peak	Vertical
	4864.6	42.2	2.7	44.9	74.0	-29.1	Peak	Vertical
	7311.7	41.2	8.0	49.2	54.0	-4.8	Average	Vertical
	7317.2	49.5	8.0	57.5	74.0	-16.5	Peak	Vertical

Note 1: "*" is not in restricted band, its limit is 30dBc of the fundamental emission level (115.4dBμV/m).

Note 2: Measure Level (dBμV/m) = Reading Level (dBμV) + Factor (dB)

Factor (dB) = Cable Loss (dB) + Antenna Factor (dB/m) - Pre_Amplifier Gain (dB)

Test Mode:	802.11b - Ant 0	Test Site:	AC1
Test Channel:	11	Test Engineer:	Roy Cheng
Remark:	1. Average measurement was not performed if peak level lower than average limit. 2. Other frequency was 20dB below limit line within 1-18GHz, there is not show in the report.		

Mark	Frequency (MHz)	Reading Level (dB μ V)	Factor (dB)	Measure Level (dB μ V/m)	Limit (dB μ V/m)	Margin (dB)	Detector	Polarization
*	3127.8	47.8	-1.6	46.2	84.0	-37.8	Peak	Horizontal
*	4464.8	43.3	1.6	44.9	84.0	-39.1	Peak	Horizontal
	4864.7	42.8	2.7	45.5	74.0	-28.5	Peak	Horizontal
	8257.8	44.9	8.1	53.0	74.0	-21.0	Peak	Horizontal
*	3147.0	46.3	-1.5	44.8	84.0	-39.2	Peak	Vertical
*	4427.7	42.7	1.5	44.2	84.0	-39.8	Peak	Vertical
	4625.6	44.0	2.1	46.1	74.0	-27.9	Peak	Vertical
	8422.9	44.0	8.2	52.2	74.0	-21.8	Peak	Vertical

Note 1: "*" is not in restricted band, its limit is 30dBc of the fundamental emission level (114.0dB μ V/m).

Note 2: Measure Level (dB μ V/m) = Reading Level (dB μ V) + Factor (dB)

Factor (dB) = Cable Loss (dB) + Antenna Factor (dB/m) - Pre_Amplifier Gain (dB)

Test Mode:	802.11n-HT20 - Ant 0 + 1	Test Site:	AC1
Test Channel:	01	Test Engineer:	Roy Cheng
Remark:	1. Average measurement was not performed if peak level lower than average limit. 2. Other frequency was 20dB below limit line within 1-18GHz, there is not show in the report.		

Mark	Frequency (MHz)	Reading Level (dBμV)	Factor (dB)	Measure Level (dBμV/m)	Limit (dBμV/m)	Margin (dB)	Detector	Polarization
*	3248.0	45.8	-1.7	44.1	80.6	-36.5	Peak	Horizontal
*	4438.1	42.7	1.5	44.2	80.6	-36.4	Peak	Horizontal
	5937.7	40.5	4.3	44.8	74.0	-29.2	Peak	Horizontal
	8327.9	44.5	8.0	52.5	74.0	-21.5	Peak	Horizontal
*	3128.0	46.5	-1.6	44.9	80.6	-35.7	Peak	Vertical
*	4438.3	42.2	1.5	43.7	80.6	-36.9	Peak	Vertical
	4626.8	43.1	2.1	45.2	74.0	-28.8	Peak	Vertical
	8357.7	43.8	8.0	51.8	74.0	-22.2	Peak	Vertical

Note 1: "*" is not in restricted band, its limit is 30dBc of the fundamental emission level (110.6dBμV/m).

Note 2: Measure Level (dBμV/m) = Reading Level (dBμV) + Factor (dB)

Factor (dB) = Cable Loss (dB) + Antenna Factor (dB/m) - Pre_Amplifier Gain (dB)

Test Mode:	802.11n-HT20 - Ant 0 + 1	Test Site:	AC1
Test Channel:	06	Test Engineer:	Roy Cheng
Remark:	1. Average measurement was not performed if peak level lower than average limit. 2. Other frequency was 20dB below limit line within 1-18GHz, there is not show in the report.		

Mark	Frequency (MHz)	Reading Level (dBμV)	Factor (dB)	Measure Level (dBμV/m)	Limit (dBμV/m)	Margin (dB)	Detector	Polarization
*	3166.7	46.0	-1.5	44.5	83.5	-39.0	Peak	Horizontal
*	4437.8	43.4	1.5	44.9	83.5	-38.6	Peak	Horizontal
	7317.3	34.3	8.0	42.3	54.0	-11.7	Average	Horizontal
	7325.3	48.7	8.0	56.7	74.0	-17.3	Peak	Horizontal
	8157.7	45.1	8.4	53.5	74.0	-20.5	Peak	Horizontal
*	3128.3	46.4	-1.6	44.8	83.5	-38.7	Peak	Vertical
*	4458.3	42.9	1.5	44.4	83.5	-39.1	Peak	Vertical
	4636.7	42.5	2.1	44.6	74.0	-29.4	Peak	Vertical
	7310.1	36.4	8.0	44.4	54.0	-9.6	Average	Vertical
	7316.8	51.8	8.0	59.8	74.0	-14.2	Peak	Vertical

Note 1: "*" is not in restricted band, its limit is 30dBc of the fundamental emission level (113.5dBμV/m).

Note 2: Measure Level (dBμV/m) = Reading Level (dBμV) + Factor (dB)

Factor (dB) = Cable Loss (dB) + Antenna Factor (dB/m) - Pre_Amplifier Gain (dB)

Test Mode:	802.11n-HT20 - Ant 0 + 1	Test Site:	AC1
Test Channel:	11	Test Engineer:	Roy Cheng
Remark:	1. Average measurement was not performed if peak level lower than average limit. 2. Other frequency was 20dB below limit line within 1-18GHz, there is not show in the report.		

Mark	Frequency (MHz)	Reading Level (dB μ V)	Factor (dB)	Measure Level (dB μ V/m)	Limit (dB μ V/m)	Margin (dB)	Detector	Polarization
*	3167.0	46.0	-1.5	44.5	81.3	-36.8	Peak	Horizontal
*	4458.4	42.6	1.5	44.1	81.3	-37.2	Peak	Horizontal
	4637.0	43.5	2.1	45.6	74.0	-28.4	Peak	Horizontal
	8264.9	44.0	8.1	52.1	74.0	-21.9	Peak	Horizontal
*	3147.3	45.7	-1.5	44.2	81.3	-37.1	Peak	Vertical
*	4428.0	43.2	1.5	44.7	81.3	-36.6	Peak	Vertical
	4870.6	43.3	2.7	46.0	74.0	-28.0	Peak	Vertical
	8155.8	43.6	8.4	52.0	74.0	-22.0	Peak	Vertical

Note 1: "*" is not in restricted band, its limit is 30dBc of the fundamental emission level (111.3dB μ V/m).

Note 2: Measure Level (dB μ V/m) = Reading Level (dB μ V) + Factor (dB)

Factor (dB) = Cable Loss (dB) + Antenna Factor (dB/m) - Pre_Amplifier Gain (dB)

Annex 2

Output Power Measurement

Test Mode	Data Rate (Mbps)	Channel No.	Freq. (MHz)	Ant 0 Average Power (dBm)	Ant 1 Average Power (dBm)	Total Average Power (dBm)	Limit (dBm)	Result
Ant 0								
11b	1	1	2412	22.68	--	22.68	≤ 30	Pass
11b	1	6	2437	23.36	--	23.36	≤ 30	Pass
11b	1	11	2462	23.02	--	23.02	≤ 30	Pass
Ant 0 + 1								
11n-HT20	6.5	1	2412	16.06	17.94	20.11	≤ 30	Pass
11n-HT20	6.5	6	2437	22.27	22.37	25.33	≤ 30	Pass
11n-HT20	6.5	11	2462	17.93	17.69	20.82	≤ 30	Pass

Note: Total Average Power (dBm) = $10 \cdot \log\{10^{(\text{Ant 0 Average Power} / 10)} + 10^{(\text{Ant 1 Average Power} / 10)}\}$ (dBm).

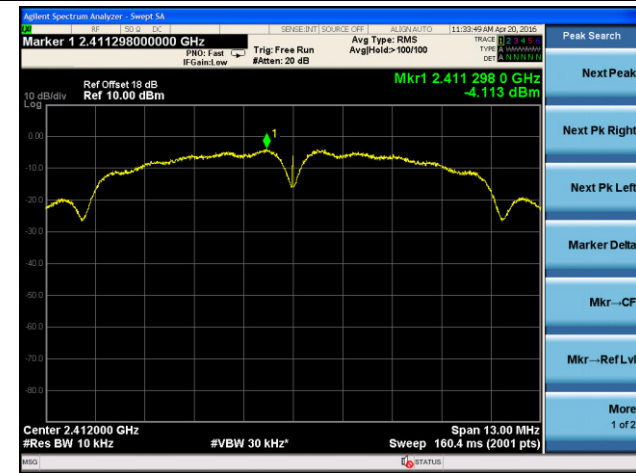
Power Spectral Density Measurement

Test Mode	Data Rate (Mbps)	Channel No.	Freq. (MHz)	Ant 0 AVGPSD (dBm / 10kHz)	Ant 1 AVGPSD (dBm / 10kHz)	Duty Cycle (%)	Constant Factor	Total AVGPSD (dBm / 3kHz)	Limit (dBm / 3kHz)	Result
Ant 0										
11b	1	1	2412	-4.11	--	95.1	-5.23	-9.12	≤ 8.0	Pass
11b	1	6	2437	-3.41	--	95.1	-5.23	-8.42	≤ 8.0	Pass
11b	1	11	2462	-3.85	--	95.1	-5.23	-8.86	≤ 8.0	Pass
Ant 0 + 1										
11n-HT20	6.5	1	2412	-12.63	-11.30	94.1	-5.23	-13.87	≤ 8.0	Pass
11n-HT20	6.5	6	2437	-7.20	-7.57	94.1	-5.23	-9.34	≤ 8.0	Pass
11n-HT20	6.5	11	2462	-11.36	-12.11	94.1	-5.23	-13.68	≤ 8.0	Pass

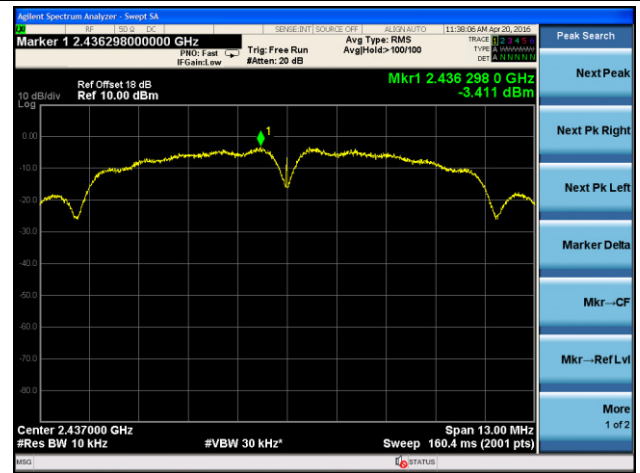
Note: When EUT duty cycle < 98%, the total AVGPSD = $10 \cdot \log\{10^{(\text{Ant 0 AVGPSD}/10)} + 10^{(\text{Ant 1 AVGPSD}/10)}\} + 10 \cdot \log(1/\text{duty cycle}) + \text{Constant Factor}$.

802.11b AVGPDS - Ant 0

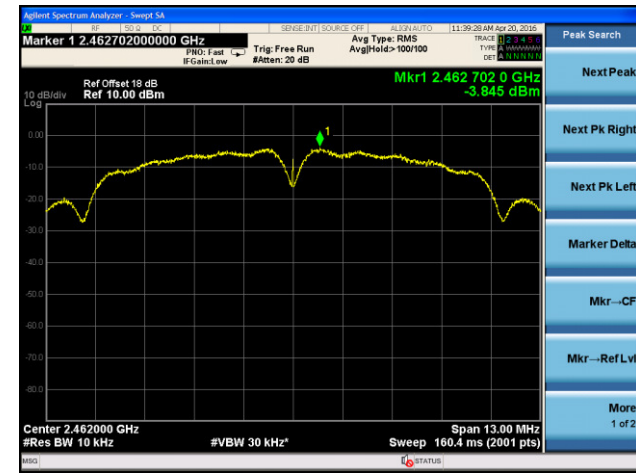
Channel 01 (2412MHz)



Channel 06 (2437MHz)

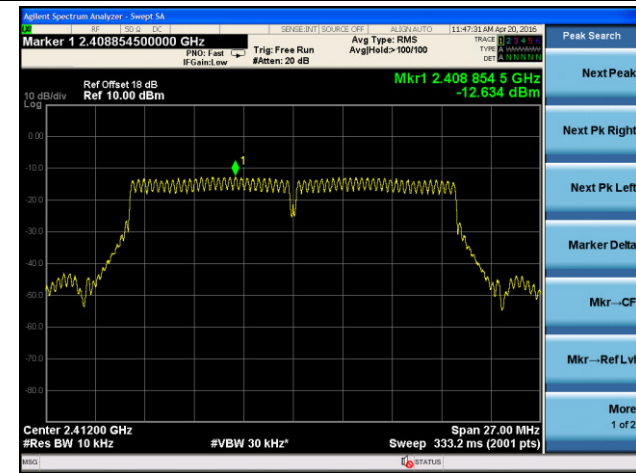


Channel 11 (2462MHz)

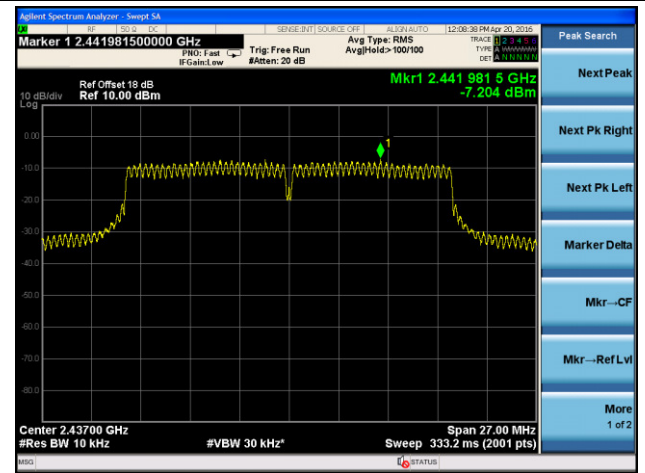


802.11n-HT20 AVGPDS - Ant 0 / Ant 0 + 1

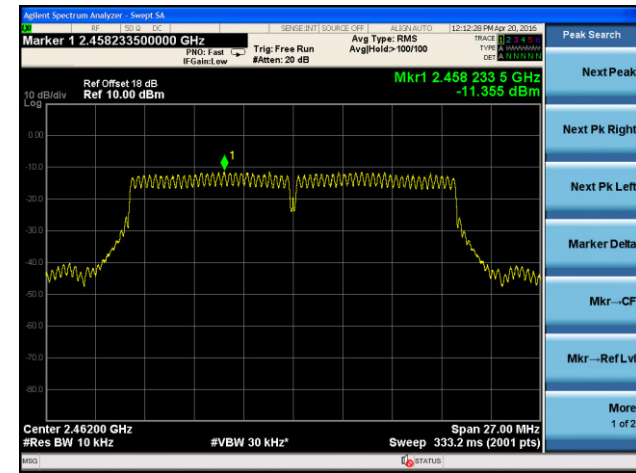
Channel 01 (2412MHz)



Channel 06 (2437MHz)

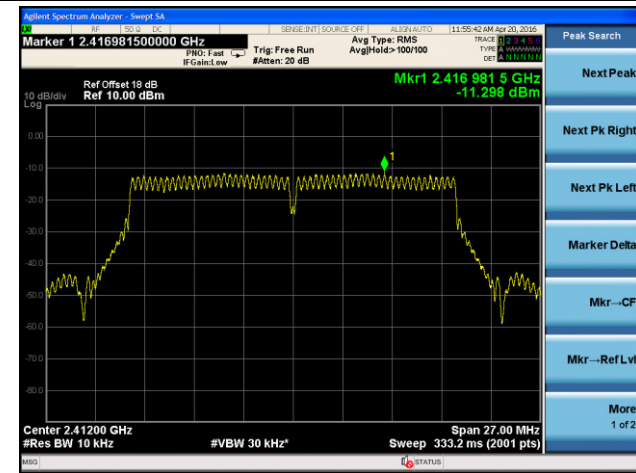


Channel 11 (2462MHz)

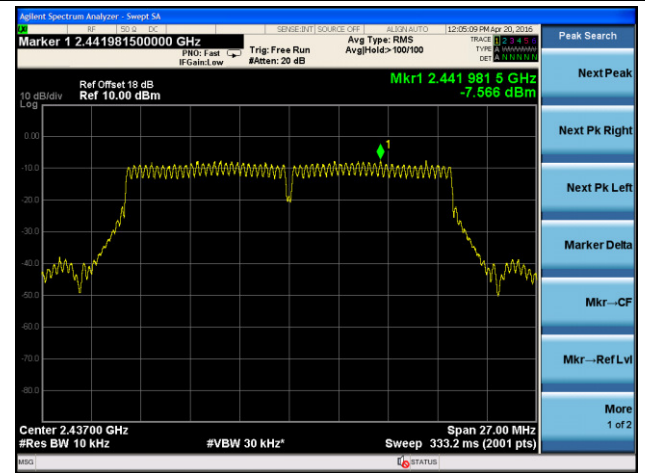


802.11n-HT20 AVGPDS - Ant 1 / Ant 0 + 1

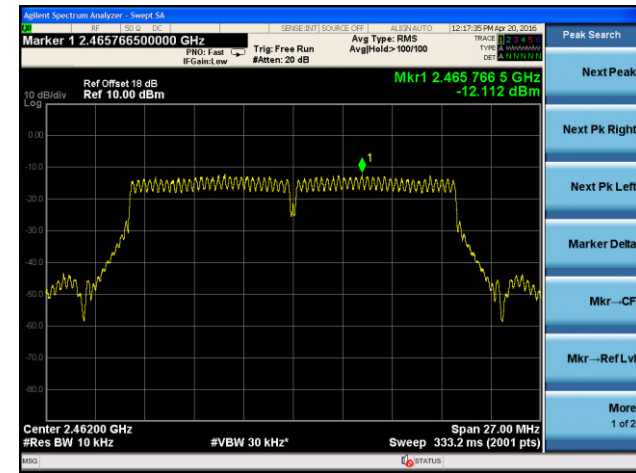
Channel 01 (2412MHz)



Channel 06 (2437MHz)



Channel 11 (2462MHz)



Radiated Spurious Emission Measurement

Test Mode:	802.11b - Ant 0	Test Site:	AC1
Test Channel:	01	Test Engineer:	Roy Cheng
Remark:	1. Average measurement was not performed if peak level lower than average limit. 2. Other frequency was 20dB below limit line within 1-18GHz, there is not show in the report.		

Mark	Frequency (MHz)	Reading Level (dB μ V)	Factor (dB)	Measure Level (dB μ V/m)	Limit (dB μ V/m)	Margin (dB)	Detector	Polarization
*	8743.5	35.9	9.0	44.9	84.1	-39.2	Peak	Horizontal
*	9644.5	38.8	11.0	49.8	84.1	-34.3	Peak	Horizontal
	10902.5	35.4	13.0	48.4	74.0	-25.6	Peak	Horizontal
	11642.0	35.0	12.4	47.4	74.0	-26.6	Peak	Horizontal
*	7876.5	35.5	8.4	43.9	84.1	-40.2	Peak	Vertical
*	9644.5	38.1	11.0	49.1	84.1	-35.0	Peak	Vertical
	10911.0	35.1	13.0	48.1	74.0	-25.9	Peak	Vertical
	12007.5	35.1	11.9	47.0	74.0	-27.0	Peak	Vertical

Note 1: "*" is not in restricted band, its limit is 30dBc of the fundamental emission level (114.1dB μ V/m).

Note 2: Measure Level (dB μ V/m) = Reading Level (dB μ V) + Factor (dB)

Factor (dB) = Cable Loss (dB) + Antenna Factor (dB/m) - Pre_Amplifier Gain (dB)

Test Mode:	802.11b - Ant 0	Test Site:	AC1
Test Channel:	06	Test Engineer:	Roy Cheng
Remark:	1. Average measurement was not performed if peak level lower than average limit. 2. Other frequency was 20dB below limit line within 1-18GHz, there is not show in the report.		

Mark	Frequency (MHz)	Reading Level (dB μ V)	Factor (dB)	Measure Level (dB μ V/m)	Limit (dB μ V/m)	Margin (dB)	Detector	Polarization
*	7307.0	40.9	8.0	48.9	85.4	-36.5	Peak	Horizontal
*	8165.5	35.8	8.4	44.2	85.4	-41.2	Peak	Horizontal
	9746.5	37.8	11.3	49.1	74.0	-24.9	Peak	Horizontal
	12849.0	35.1	11.9	47.0	74.0	-27.0	Peak	Horizontal
*	5913.0	35.6	4.2	39.8	85.4	-45.6	Peak	Vertical
*	6431.5	41.1	5.6	46.7	85.4	-38.7	Peak	Vertical
	7307.0	39.2	8.0	47.2	74.0	-26.8	Peak	Vertical
	10919.5	34.3	13.0	47.3	74.0	-26.7	Peak	Vertical

Note 1: "*" is not in restricted band, its limit is 30dBc of the fundamental emission level (115.4dB μ V/m).

Note 2: Measure Level (dB μ V/m) = Reading Level (dB μ V) + Factor (dB)

Factor (dB) = Cable Loss (dB) + Antenna Factor (dB/m) - Pre_Amplifier Gain (dB)

Test Mode:	802.11b - Ant 0	Test Site:	AC1
Test Channel:	11	Test Engineer:	Roy Cheng
Remark:	1. Average measurement was not performed if peak level lower than average limit. 2. Other frequency was 20dB below limit line within 1-18GHz, there is not show in the report.		

Mark	Frequency (MHz)	Reading Level (dB μ V)	Factor (dB)	Measure Level (dB μ V/m)	Limit (dB μ V/m)	Margin (dB)	Detector	Polarization
*	5828.0	36.8	4.0	40.8	84.0	-43.2	Peak	Horizontal
*	6431.5	40.0	5.6	45.6	84.0	-38.4	Peak	Horizontal
	7383.5	37.2	7.9	45.1	74.0	-28.9	Peak	Horizontal
	11004.5	34.6	13.0	47.6	74.0	-26.4	Peak	Horizontal
*	6431.5	38.8	5.6	44.4	84.0	-39.6	Peak	Vertical
*	8658.5	35.7	8.8	44.5	84.0	-39.5	Peak	Vertical
	10911.0	34.8	13.0	47.8	74.0	-26.2	Peak	Vertical
	12109.5	35.6	12.0	47.6	74.0	-26.4	Peak	Vertical

Note 1: "*" is not in restricted band, its limit is 30dBc of the fundamental emission level (114.0dB μ V/m).

Note 2: Measure Level (dB μ V/m) = Reading Level (dB μ V) + Factor (dB)

Factor (dB) = Cable Loss (dB) + Antenna Factor (dB/m) - Pre_Amplifier Gain (dB)

Test Mode:	802.11n-HT20 - Ant 0 + 1	Test Site:	AC1
Test Channel:	01	Test Engineer:	Roy Cheng
Remark:	1. Average measurement was not performed if peak level lower than average limit. 2. Other frequency was 20dB below limit line within 1-18GHz, there is not show in the report.		

Mark	Frequency (MHz)	Reading Level (dB μ V)	Factor (dB)	Measure Level (dB μ V/m)	Limit (dB μ V/m)	Margin (dB)	Detector	Polarization
*	7239.0	37.3	7.8	45.1	80.6	-35.5	Peak	Horizontal
*	9644.5	38.8	11.0	49.8	80.6	-30.8	Peak	Horizontal
	10749.5	34.6	12.5	47.1	74.0	-26.9	Peak	Horizontal
	11642.0	35.0	12.4	47.4	74.0	-26.6	Peak	Horizontal
*	7086.0	36.3	7.3	43.6	80.6	-37.0	Peak	Vertical
*	9644.5	38.1	11.0	49.1	80.6	-31.5	Peak	Vertical
	10911.0	35.1	13.0	48.1	74.0	-25.9	Peak	Vertical
	11574.0	35.1	12.6	47.7	74.0	-26.3	Peak	Vertical

Note 1: "*" is not in restricted band, its limit is 30dBc of the fundamental emission level (110.6dB μ V/m).

Note 2: Measure Level (dB μ V/m) = Reading Level (dB μ V) + Factor (dB)

Factor (dB) = Cable Loss (dB) + Antenna Factor (dB/m) - Pre_Amplifier Gain (dB)

Test Mode:	802.11n-HT20 - Ant 0 + 1	Test Site:	AC1
Test Channel:	06	Test Engineer:	Roy Cheng
Remark:	1. Average measurement was not performed if peak level lower than average limit. 2. Other frequency was 20dB below limit line within 1-18GHz, there is not show in the report.		

Mark	Frequency (MHz)	Reading Level (dBμV)	Factor (dB)	Measure Level (dBμV/m)	Limit (dBμV/m)	Margin (dB)	Detector	Polarization
*	7307.0	40.9	8.0	48.9	83.5	-34.6	Peak	Horizontal
*	9746.5	37.8	11.3	49.1	83.5	-34.4	Peak	Horizontal
	10902.5	35.2	13.0	48.2	74.0	-25.8	Peak	Horizontal
	11667.5	35.2	12.2	47.4	74.0	-26.6	Peak	Horizontal
*	5913.0	35.6	4.2	39.8	83.5	-43.7	Peak	Vertical
*	6431.5	41.1	5.6	46.7	83.5	-36.8	Peak	Vertical
	7307.0	39.2	8.0	47.2	74.0	-26.8	Peak	Vertical
	9474.5	35.1	10.6	45.7	74.0	-28.3	Peak	Vertical

Note 1: "*" is not in restricted band, its limit is 30dBc of the fundamental emission level (113.5dBμV/m).

Note 2: Measure Level (dBμV/m) = Reading Level (dBμV) + Factor (dB)

Factor (dB) = Cable Loss (dB) + Antenna Factor (dB/m) - Pre_Amplifier Gain (dB)

Test Mode:	802.11n-HT20 - Ant 0 + 1	Test Site:	AC1
Test Channel:	11	Test Engineer:	Roy Cheng
Remark:	1. Average measurement was not performed if peak level lower than average limit. 2. Other frequency was 20dB below limit line within 1-18GHz, there is not show in the report.		

Mark	Frequency (MHz)	Reading Level (dB μ V)	Factor (dB)	Measure Level (dB μ V/m)	Limit (dB μ V/m)	Margin (dB)	Detector	Polarization
*	5836.5	34.9	4.0	38.9	81.3	-42.4	Peak	Horizontal
*	6550.5	36.4	5.9	42.3	81.3	-39.0	Peak	Horizontal
	7383.5	37.2	7.9	45.1	74.0	-28.9	Peak	Horizontal
	11004.5	34.6	13.0	47.6	74.0	-26.4	Peak	Horizontal
*	6950.0	36.5	6.7	43.2	81.3	-38.1	Peak	Vertical
*	8208.0	35.6	8.3	43.9	81.3	-37.4	Peak	Vertical
	9313.0	34.8	10.4	45.2	74.0	-28.8	Peak	Vertical
	10911.0	34.8	13.0	47.8	74.0	-26.2	Peak	Vertical

Note 1: "*" is not in restricted band, its limit is 30dBc of the fundamental emission level (111.3dB μ V/m).

Note 2: Measure Level (dB μ V/m) = Reading Level (dB μ V) + Factor (dB)

Factor (dB) = Cable Loss (dB) + Antenna Factor (dB/m) - Pre_Amplifier Gain (dB)

The End