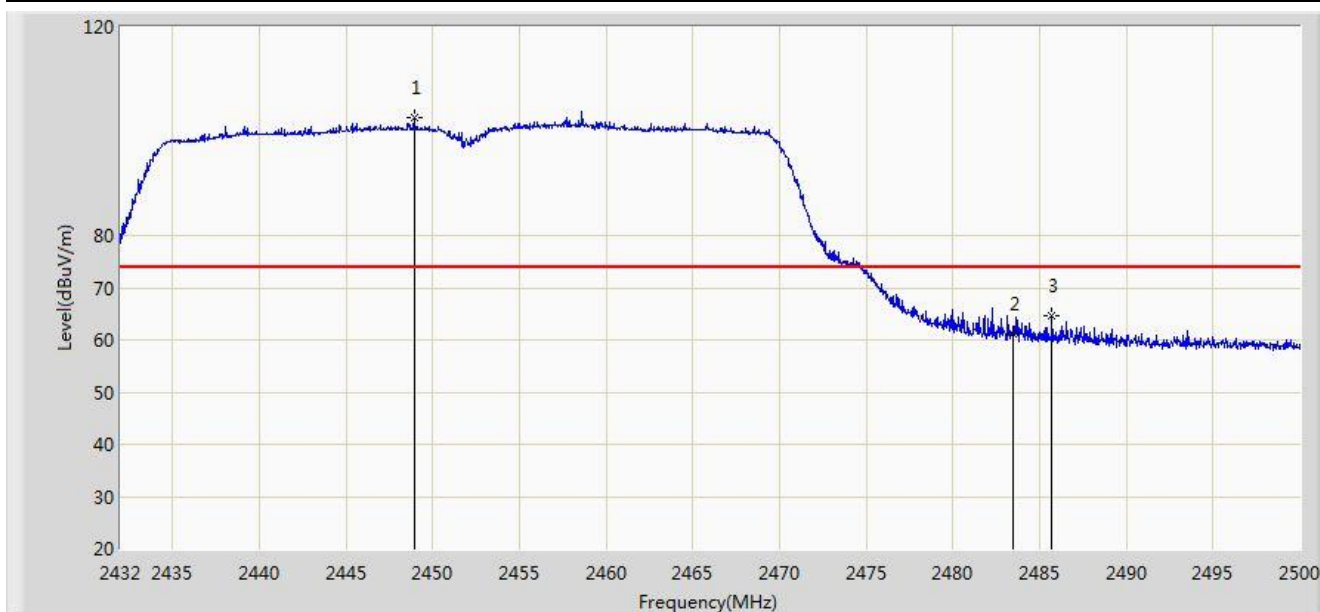


Engineer: Roy Cheng	
Site: AC1	Time: 2014/07/13 - 17:44
Limit: FCC_Part15.209_RE(3m)	Margin: 0
Probe: BBHA9120D_1-18GHz	Polarity: Vertical
EUT: WIFI dual band 4 GE LAN GPON HGU	Power: AC 120V/60Hz
Note: Transmit by 802.11n-HT40 at channel 2452MHz Ant 0	

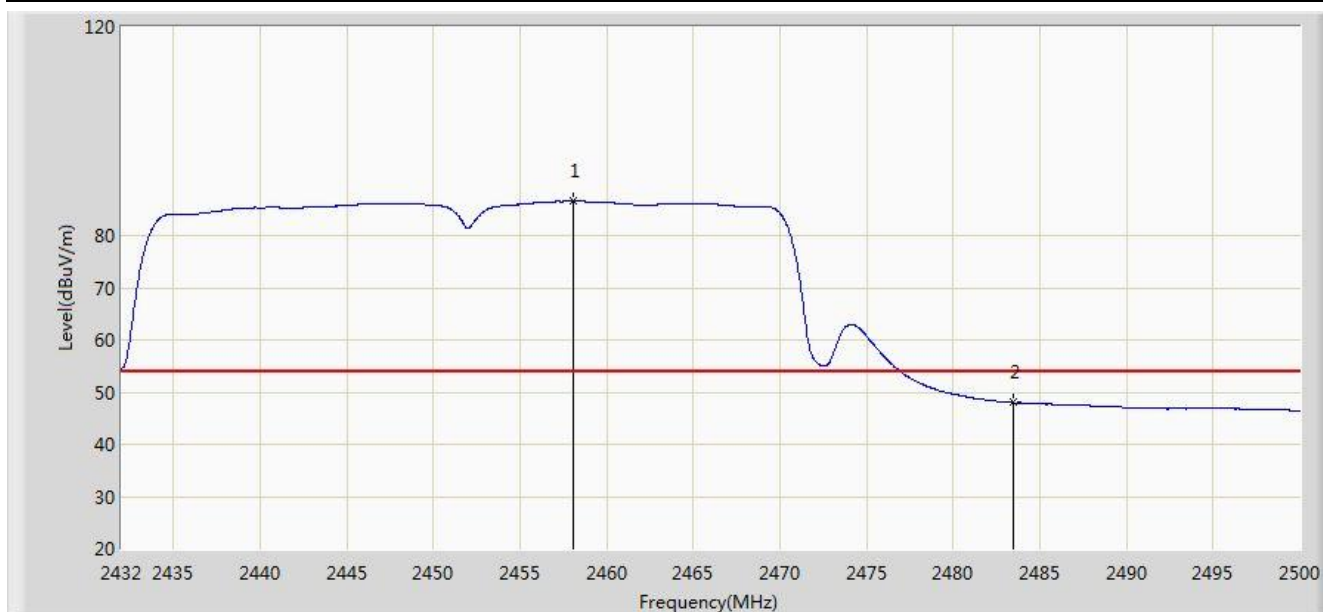


No	Flag	Mark	Frequency (MHz)	Measure Level (dBuV/m)	Reading Level (dBuV)	Over Limit (dB)	Limit (dBuV/m)	Factor (dB)	Type
1		*	2448.932	102.472	71.880	N/A	N/A	30.592	PK
2			2483.500	61.248	30.575	-12.752	74.000	30.673	PK
3			2485.720	64.750	34.071	-9.250	74.000	30.680	PK

Note: Measure Level (dB $\mu$ V/m) = Reading Level (dB $\mu$ V) + Factor (dB)

Factor (dB) = Cable Loss (dB) + Antenna Factor (dB/m).

Engineer: Roy Cheng	
Site: AC1	Time: 2014/07/13 - 17:46
Limit: FCC_Part15.209_RE(3m)	Margin: 0
Probe: BBHA9120D_1-18GHz	Polarity: Vertical
EUT: WIFI dual band 4 GE LAN GPON HGU	Power: AC 120V/60Hz
Note: Transmit by 802.11n-HT40 at channel 2452MHz Ant 0	

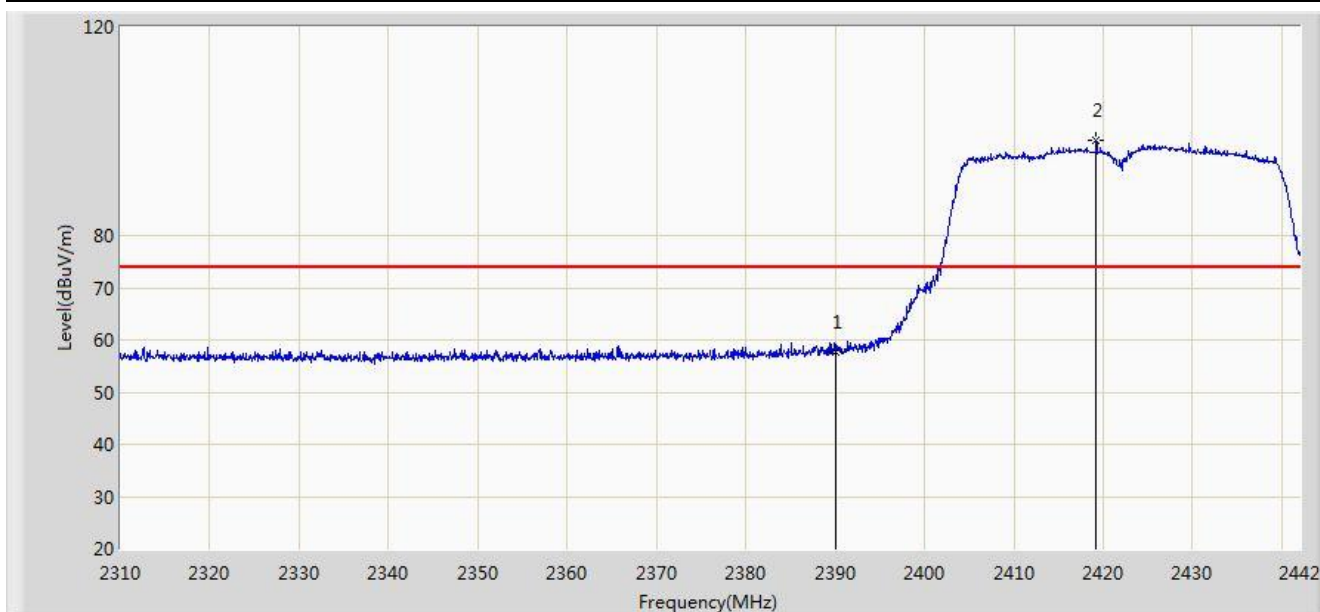


No	Flag	Mark	Frequency (MHz)	Measure Level (dBuV/m)	Reading Level (dBuV)	Over Limit (dB)	Limit (dBuV/m)	Factor (dB)	Type
1		*	2458.078	86.590	55.984	N/A	N/A	30.606	AV
2			2483.500	47.978	17.305	-6.022	54.000	30.673	AV

Note: Measure Level (dB $\mu$ V/m) = Reading Level (dB $\mu$ V) + Factor (dB)

Factor (dB) = Cable Loss (dB) + Antenna Factor (dB/m).

Engineer: Roy Cheng	
Site: AC1	Time: 2014/07/13 - 21:18
Limit: FCC_Part15.209_RE(3m)	Margin: 0
Probe: BBHA9120D_1-18GHz	Polarity: Horizontal
EUT: WIFI dual band 4 GE LAN GPON HGU	Power: AC 120V/60Hz
Note: Transmit by 802.11n-HT40 at channel 2422MHz Ant 1	

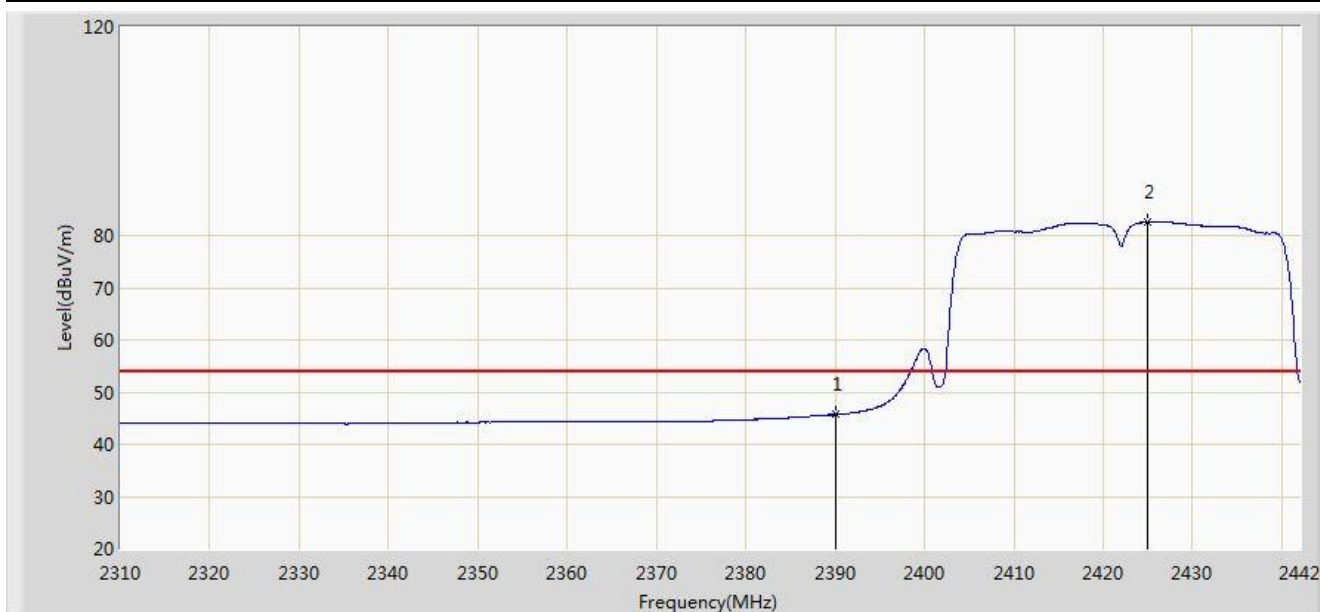


No	Flag	Mark	Frequency (MHz)	Measure Level (dBuV/m)	Reading Level (dBuV)	Over Limit (dB)	Limit (dBuV/m)	Factor (dB)	Type
1			2390.000	57.633	26.949	-16.367	74.000	30.684	PK
2		*	2419.230	98.245	67.611	N/A	N/A	30.634	PK

Note: Measure Level (dB $\mu$ V/m) = Reading Level (dB $\mu$ V) + Factor (dB)

Factor (dB) = Cable Loss (dB) + Antenna Factor (dB/m).

Engineer: Roy Cheng	
Site: AC1	Time: 2014/07/13 - 21:20
Limit: FCC_Part15.209_RE(3m)	Margin: 0
Probe: BBHA9120D_1-18GHz	Polarity: Horizontal
EUT: WIFI dual band 4 GE LAN GPON HGU	Power: AC 120V/60Hz
Note: Transmit by 802.11n-HT40 at channel 2422MHz Ant 1	

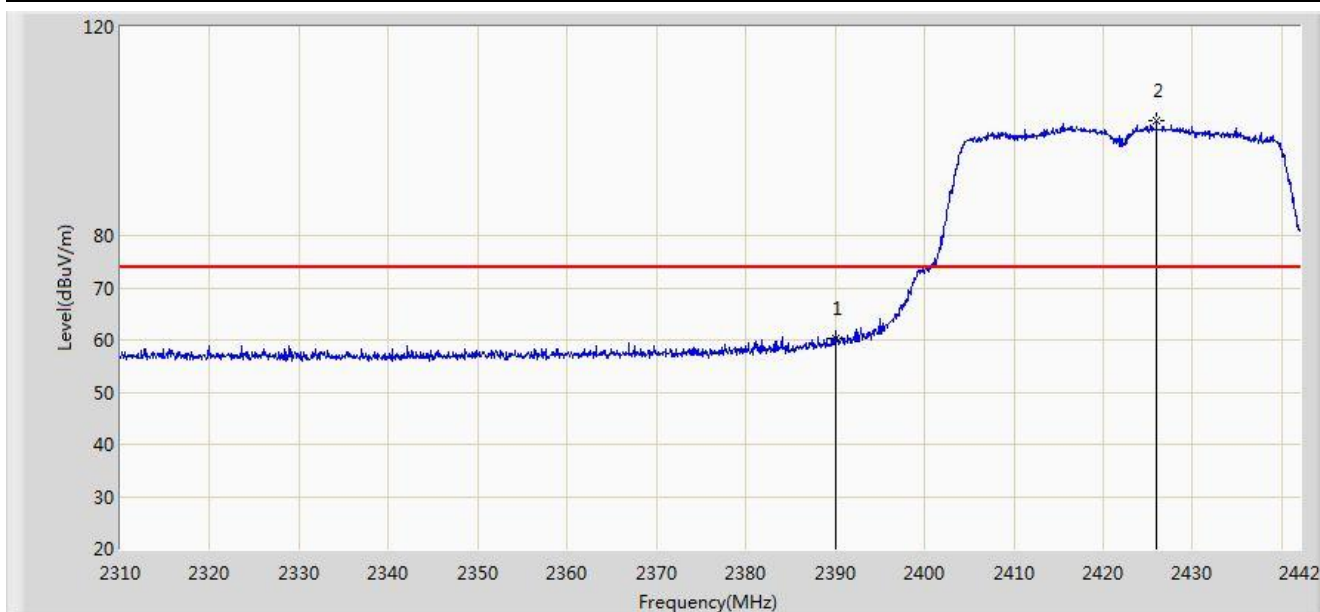


No	Flag	Mark	Frequency (MHz)	Measure Level (dBuV/m)	Reading Level (dBuV)	Over Limit (dB)	Limit (dBuV/m)	Factor (dB)	Type
1			2390.000	45.706	15.022	-8.294	54.000	30.684	AV
2		*	2425.038	82.602	51.977	N/A	N/A	30.625	AV

Note: Measure Level (dB $\mu$ V/m) = Reading Level (dB $\mu$ V) + Factor (dB)

Factor (dB) = Cable Loss (dB) + Antenna Factor (dB/m).

Engineer: Roy Cheng	
Site: AC1	Time: 2014/07/13 - 21:21
Limit: FCC_Part15.209_RE(3m)	Margin: 0
Probe: BBHA9120D_1-18GHz	Polarity: Vertical
EUT: WIFI dual band 4 GE LAN GPON HGU	Power: AC 120V/60Hz
Note: Transmit by 802.11n-HT40 at channel 2422MHz Ant 1	

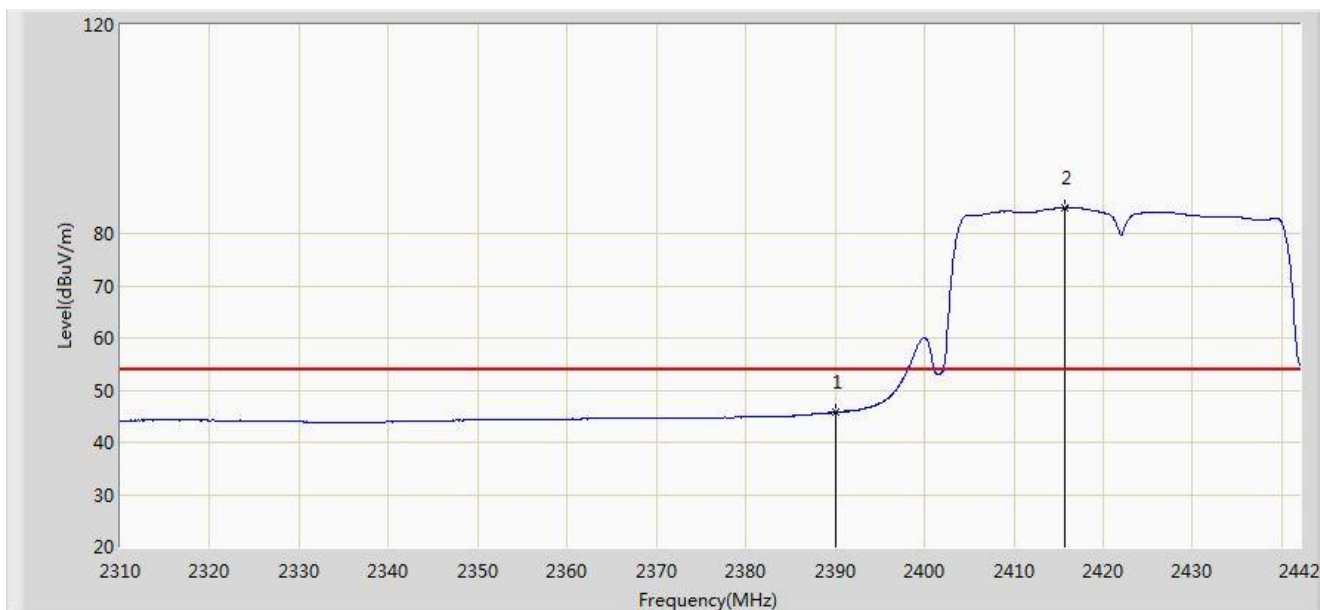


No	Flag	Mark	Frequency (MHz)	Measure Level (dBuV/m)	Reading Level (dBuV)	Over Limit (dB)	Limit (dBuV/m)	Factor (dB)	Type
1			2390.000	60.149	29.465	-13.851	74.000	30.684	PK
2		*	2425.962	101.999	71.376	N/A	N/A	30.623	PK

Note: Measure Level (dB $\mu$ V/m) = Reading Level (dB $\mu$ V) + Factor (dB)

Factor (dB) = Cable Loss (dB) + Antenna Factor (dB/m).

Engineer: Roy Cheng	
Site: AC1	Time: 2014/07/13 - 21:23
Limit: FCC_Part15.209_RE(3m)	Margin: 0
Probe: BBHA9120D_1-18GHz	Polarity: Vertical
EUT: WIFI dual band 4 GE LAN GPON HGU	Power: AC 120V/60Hz
Note: Transmit by 802.11n-HT40 at channel 2422MHz Ant 1	

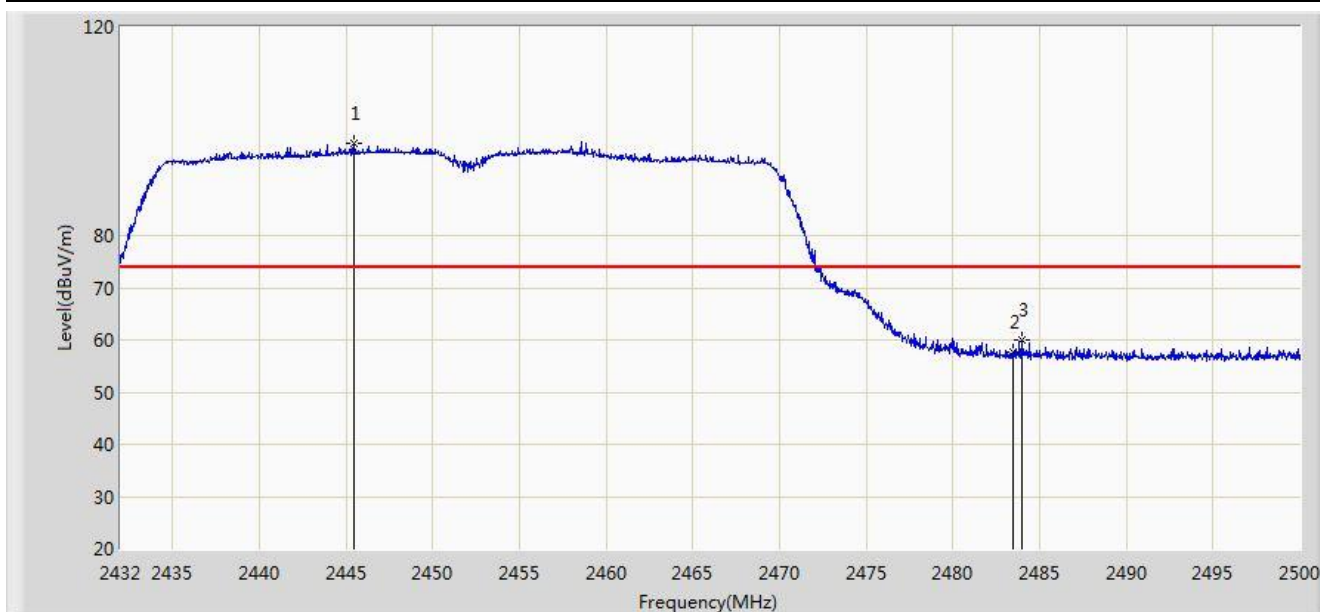


No	Flag	Mark	Frequency (MHz)	Measure Level (dBuV/m)	Reading Level (dBuV)	Over Limit (dB)	Limit (dBuV/m)	Factor (dB)	Type
1			2390.000	45.737	15.053	-8.263	54.000	30.684	AV
2		*	2415.732	85.067	54.428	N/A	N/A	30.639	AV

Note: Measure Level (dB $\mu$ V/m) = Reading Level (dB $\mu$ V) + Factor (dB)

Factor (dB) = Cable Loss (dB) + Antenna Factor (dB/m).

Engineer: Roy Cheng	
Site: AC1	Time: 2014/07/13 - 21:24
Limit: FCC_Part15.209_RE(3m)	Margin: 0
Probe: BBHA9120D_1-18GHz	Polarity: Horizontal
EUT: WIFI dual band 4 GE LAN GPON HGU	Power: AC 120V/60Hz
Note: Transmit by 802.11n-HT40 at channel 2452MHz Ant 1	

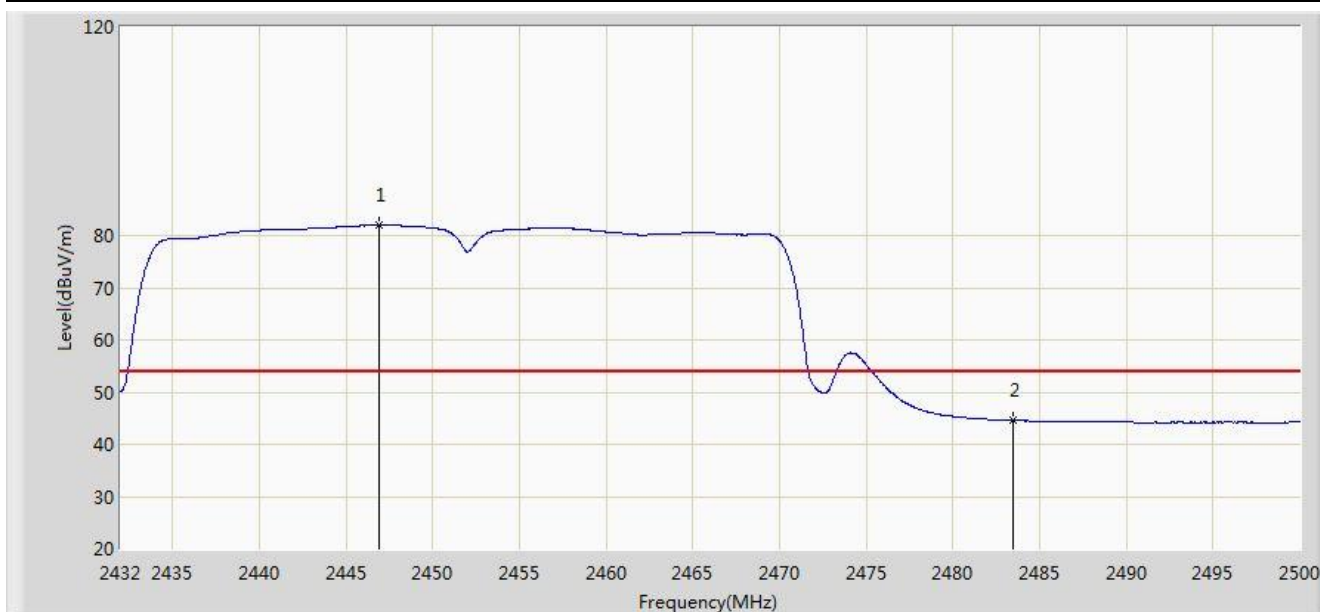


No	Flag	Mark	Frequency (MHz)	Measure Level (dBuV/m)	Reading Level (dBuV)	Over Limit (dB)	Limit (dBuV/m)	Factor (dB)	Type
1		*	2445.498	97.609	67.020	N/A	N/A	30.588	PK
2			2483.500	57.682	27.009	-16.318	74.000	30.673	PK
3			2484.020	60.005	29.331	-13.995	74.000	30.675	PK

Note: Measure Level (dB $\mu$ V/m) = Reading Level (dB $\mu$ V) + Factor (dB)

Factor (dB) = Cable Loss (dB) + Antenna Factor (dB/m).

Engineer: Roy Cheng	
Site: AC1	Time: 2014/07/13 - 21:26
Limit: FCC_Part15.209_RE(3m)	Margin: 0
Probe: BBHA9120D_1-18GHz	Polarity: Horizontal
EUT: WIFI dual band 4 GE LAN GPON HGU	Power: AC 120V/60Hz
Note: Transmit by 802.11n-HT40 at channel 2452MHz Ant 1	



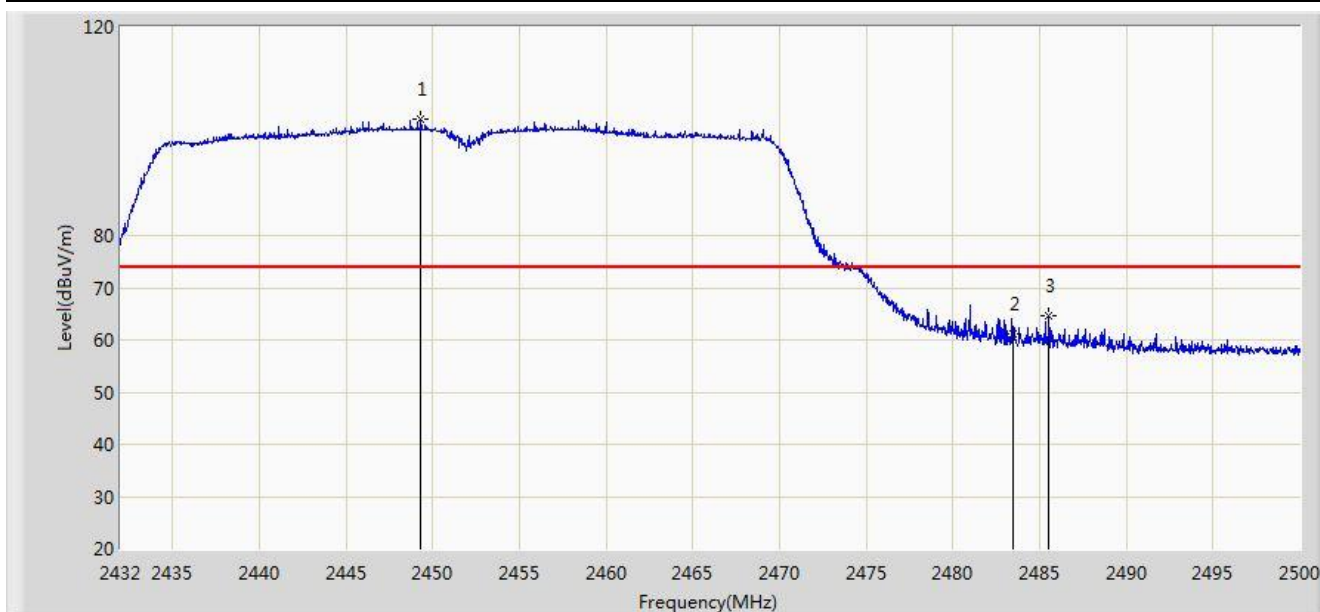
No	Flag	Mark	Frequency (MHz)	Measure Level (dBuV/m)	Reading Level (dBuV)	Over Limit (dB)	Limit (dBuV/m)	Factor (dB)	Type
1		*	2446.926	81.976	51.387	N/A	N/A	30.589	AV
2			2483.500	44.578	13.905	-9.422	54.000	30.673	AV

Note: Measure Level (dB $\mu$ V/m) = Reading Level (dB $\mu$ V) + Factor (dB)

Factor (dB) = Cable Loss (dB) + Antenna Factor (dB/m).



Engineer: Roy Cheng	
Site: AC1	Time: 2014/07/13 - 21:27
Limit: FCC_Part15.209_RE(3m)	Margin: 0
Probe: BBHA9120D_1-18GHz	Polarity: Vertical
EUT: WIFI dual band 4 GE LAN GPON HGU	Power: AC 120V/60Hz
Note: Transmit by 802.11n-HT40 at channel 2452MHz Ant 1	

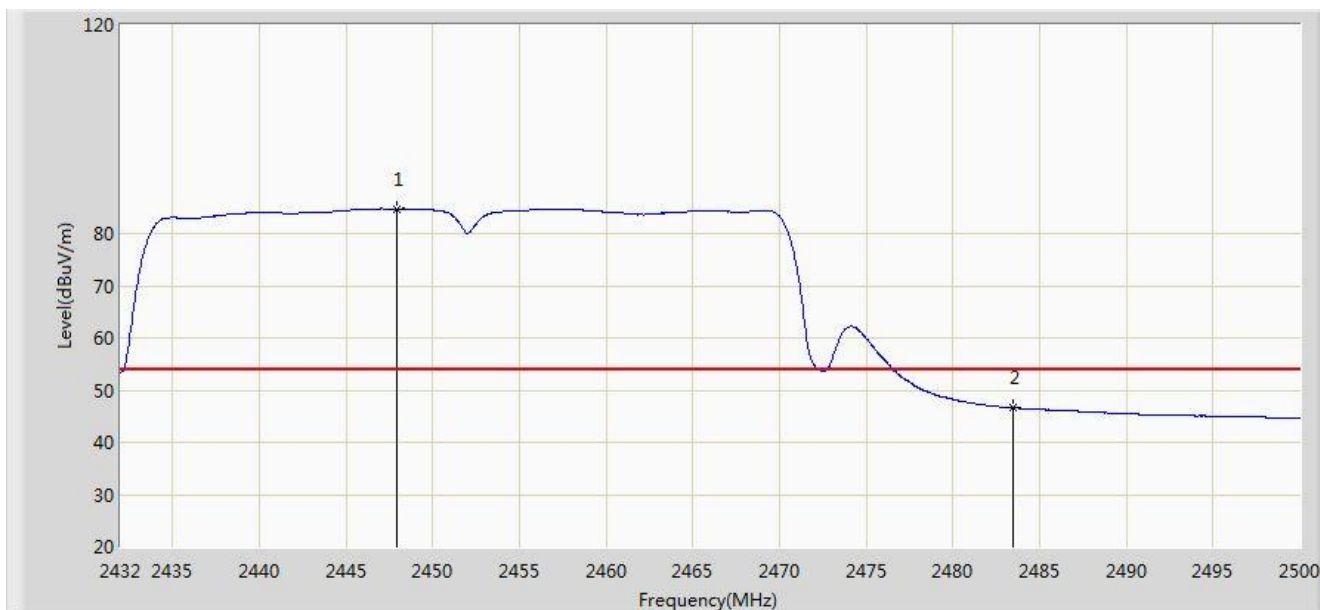


No	Flag	Mark	Frequency (MHz)	Measure Level (dBuV/m)	Reading Level (dBuV)	Over Limit (dB)	Limit (dBuV/m)	Factor (dB)	Type
1		*	2449.340	102.436	71.844	N/A	N/A	30.593	PK
2			2483.500	61.048	30.375	-12.952	74.000	30.673	PK
3			2485.550	64.596	33.917	-9.404	74.000	30.678	PK

Note: Measure Level (dB $\mu$ V/m) = Reading Level (dB $\mu$ V) + Factor (dB)

Factor (dB) = Cable Loss (dB) + Antenna Factor (dB/m).

Engineer: Roy Cheng	
Site: AC1	Time: 2014/07/13 - 21:29
Limit: FCC_Part15.209_RE(3m)	Margin: 0
Probe: BBHA9120D_1-18GHz	Polarity: Vertical
EUT: WIFI dual band 4 GE LAN GPON HGU	Power: AC 120V/60Hz
Note: Transmit by 802.11n-HT40 at channel 2452MHz Ant 1	

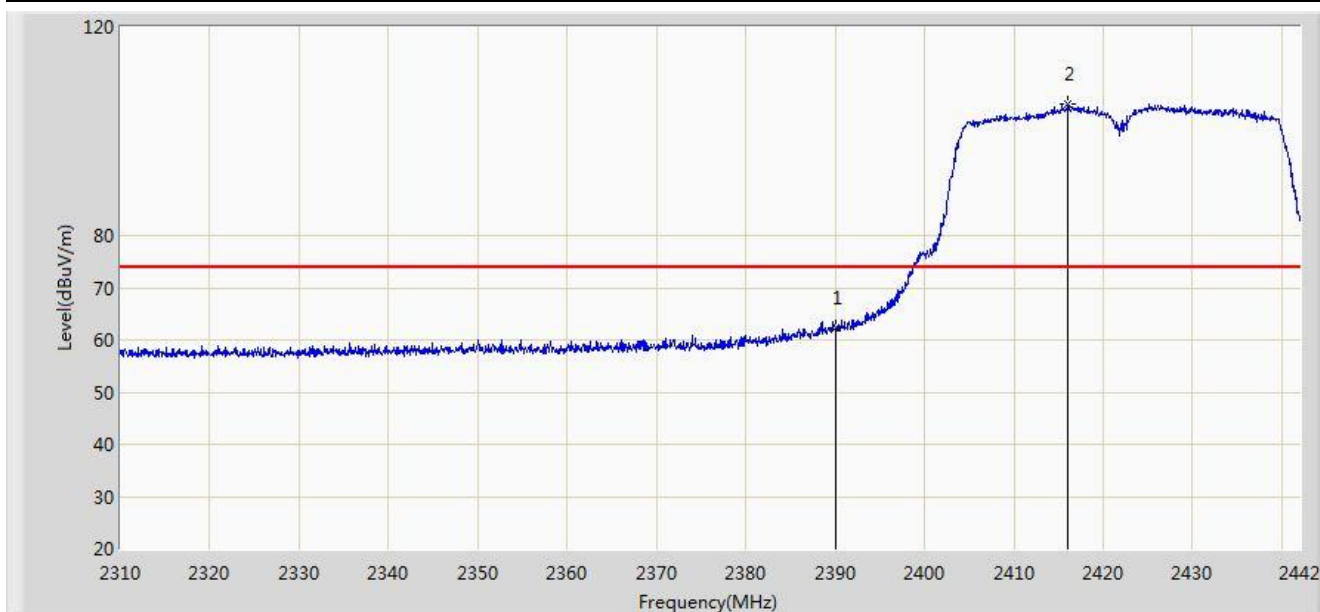


No	Flag	Mark	Frequency (MHz)	Measure Level (dBuV/m)	Reading Level (dBuV)	Over Limit (dB)	Limit (dBuV/m)	Factor (dB)	Type
1		*	2447.946	84.753	54.163	N/A	N/A	30.591	AV
2			2483.500	46.594	15.921	-7.406	54.000	30.673	AV

Note: Measure Level (dB $\mu$ V/m) = Reading Level (dB $\mu$ V) + Factor (dB)

Factor (dB) = Cable Loss (dB) + Antenna Factor (dB/m).

Engineer: Roy Cheng	
Site: AC1	Time: 2014/07/13 - 18:05
Limit: FCC_Part15.209_RE(3m)	Margin: 0
Probe: BBHA9120D_1-18GHz	Polarity: Horizontal
EUT: WIFI dual band 4 GE LAN GPON HGU	Power: AC 120V/60Hz
Note: Transmit by 802.11n-HT40 at channel 2422MHz Ant 0+1	

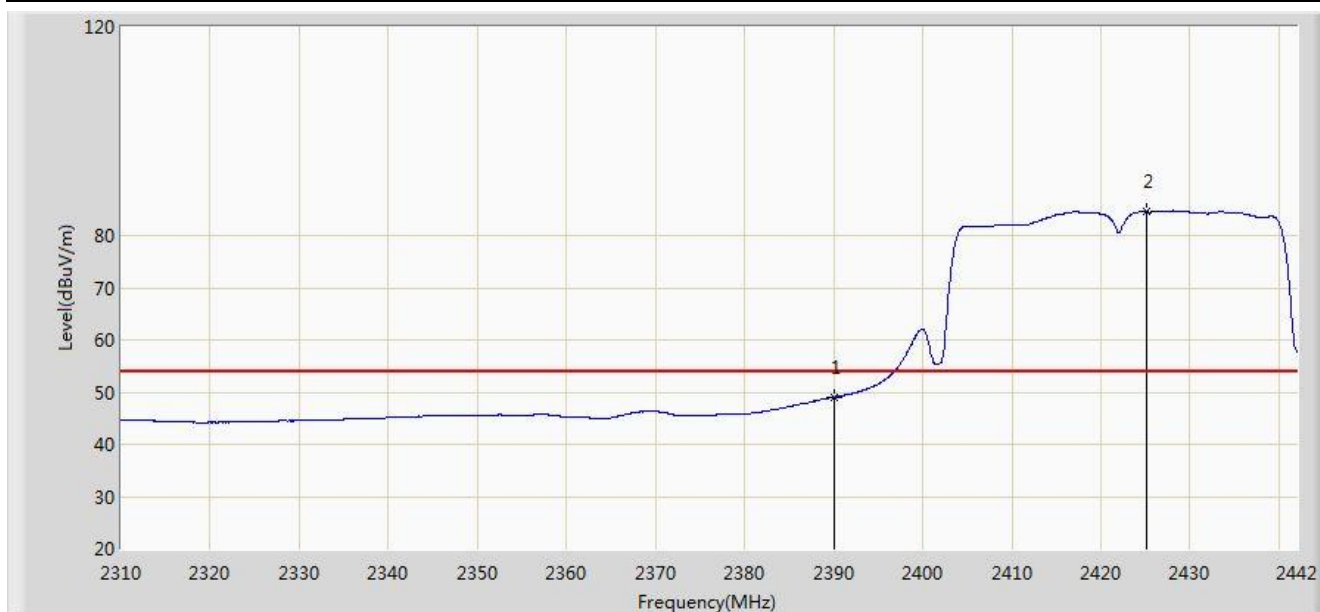


No	Flag	Mark	Frequency (MHz)	Measure Level (dBuV/m)	Reading Level (dBuV)	Over Limit (dB)	Limit (dBuV/m)	Factor (dB)	Type
1			2390.000	62.324	31.640	-11.676	74.000	30.684	PK
2		*	2416.062	105.245	74.607	N/A	N/A	30.638	PK

Note: Measure Level (dB $\mu$ V/m) = Reading Level (dB $\mu$ V) + Factor (dB)

Factor (dB) = Cable Loss (dB) + Antenna Factor (dB/m).

Engineer: Roy Cheng	
Site: AC1	Time: 2014/07/13 - 18:10
Limit: FCC_Part15.209_RE(3m)	Margin: 0
Probe: BBHA9120D_1-18GHz	Polarity: Horizontal
EUT: WIFI dual band 4 GE LAN GPON HGU	Power: AC 120V/60Hz
Note: Transmit by 802.11n-HT40 at channel 2422MHz Ant 0+1	

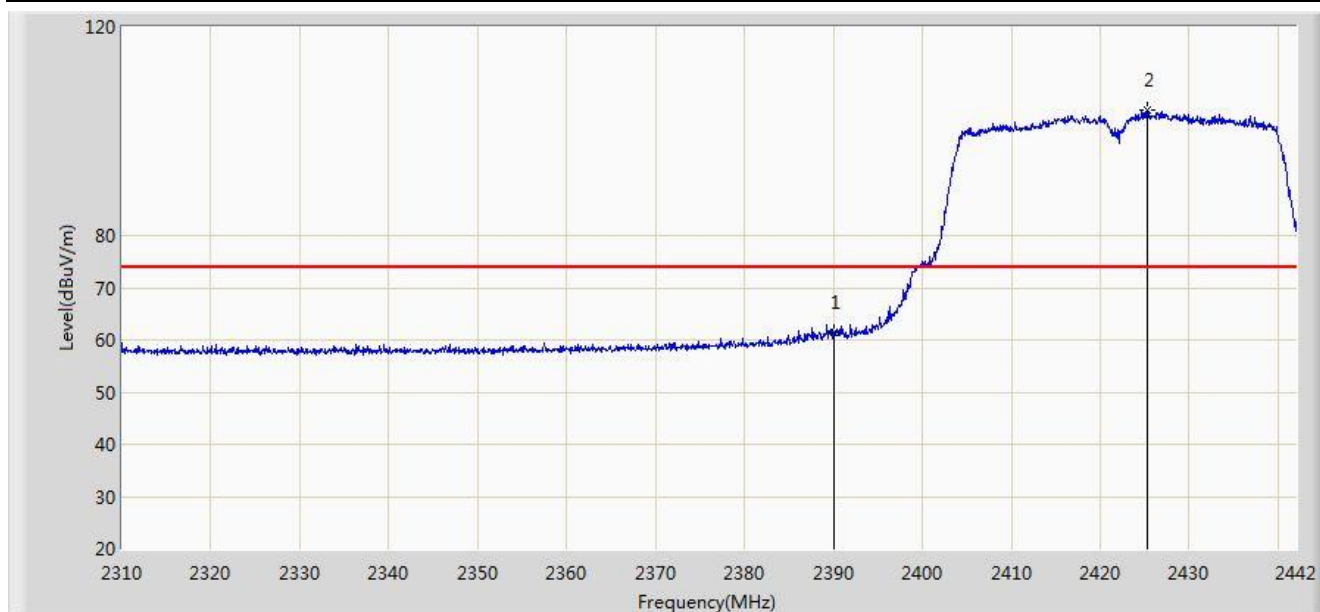


No	Flag	Mark	Frequency (MHz)	Measure Level (dBuV/m)	Reading Level (dBuV)	Over Limit (dB)	Limit (dBuV/m)	Factor (dB)	Type
1			2390.000	48.995	18.311	-5.005	54.000	30.684	AV
2		*	2425.104	84.522	53.898	N/A	N/A	30.625	AV

Note: Measure Level (dB $\mu$ V/m) = Reading Level (dB $\mu$ V) + Factor (dB)

Factor (dB) = Cable Loss (dB) + Antenna Factor (dB/m).

Engineer: Roy Cheng	
Site: AC1	Time: 2014/07/13 - 18:11
Limit: FCC_Part15.209_RE(3m)	Margin: 0
Probe: BBHA9120D_1-18GHz	Polarity: Vertical
EUT: WIFI dual band 4 GE LAN GPON HGU	Power: AC 120V/60Hz
Note: Transmit by 802.11n-HT40 at channel 2422MHz Ant 0+1	

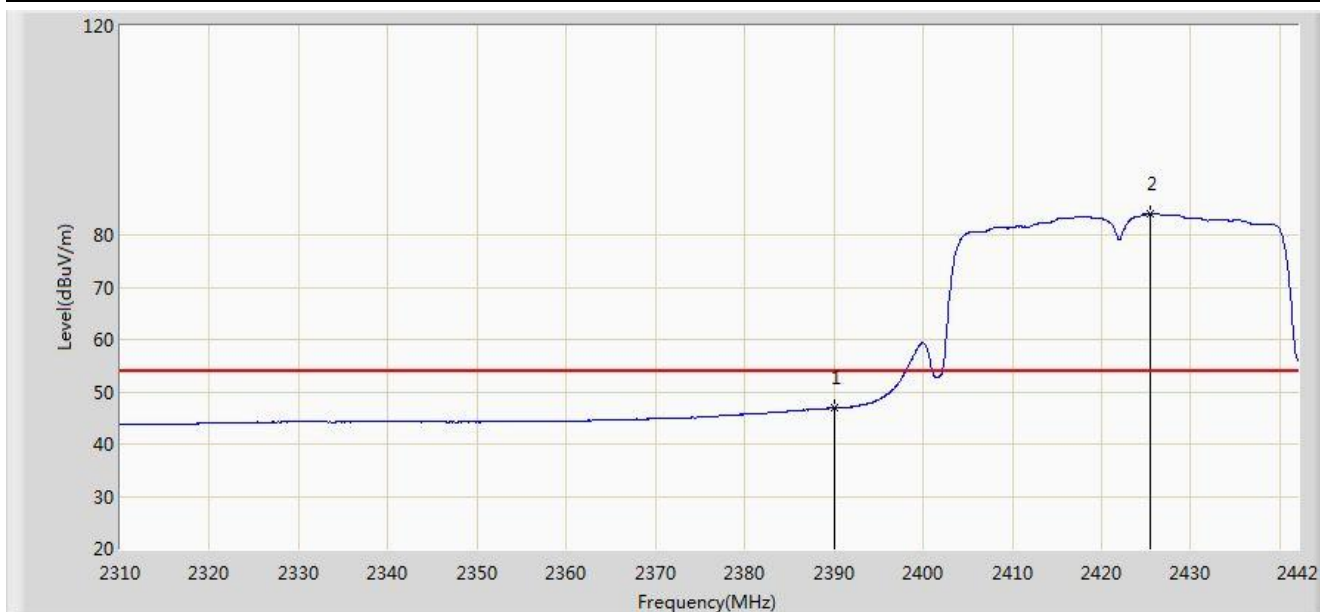


No	Flag	Mark	Frequency (MHz)	Measure Level (dBuV/m)	Reading Level (dBuV)	Over Limit (dB)	Limit (dBuV/m)	Factor (dB)	Type
1			2390.000	61.481	30.797	-12.519	74.000	30.684	PK
2		*	2425.236	104.022	73.398	N/A	N/A	30.625	PK

Note: Measure Level (dB $\mu$ V/m) = Reading Level (dB $\mu$ V) + Factor (dB)

Factor (dB) = Cable Loss (dB) + Antenna Factor (dB/m).

Engineer: Roy Cheng	
Site: AC1	Time: 2014/07/13 - 18:54
Limit: FCC_Part15.209_RE(3m)	Margin: 0
Probe: BBHA9120D_1-18GHz	Polarity: Vertical
EUT: WIFI dual band 4 GE LAN GPON HGU	Power: AC 120V/60Hz
Note: Transmit by 802.11n-HT40 at channel 2422MHz Ant 0+1	

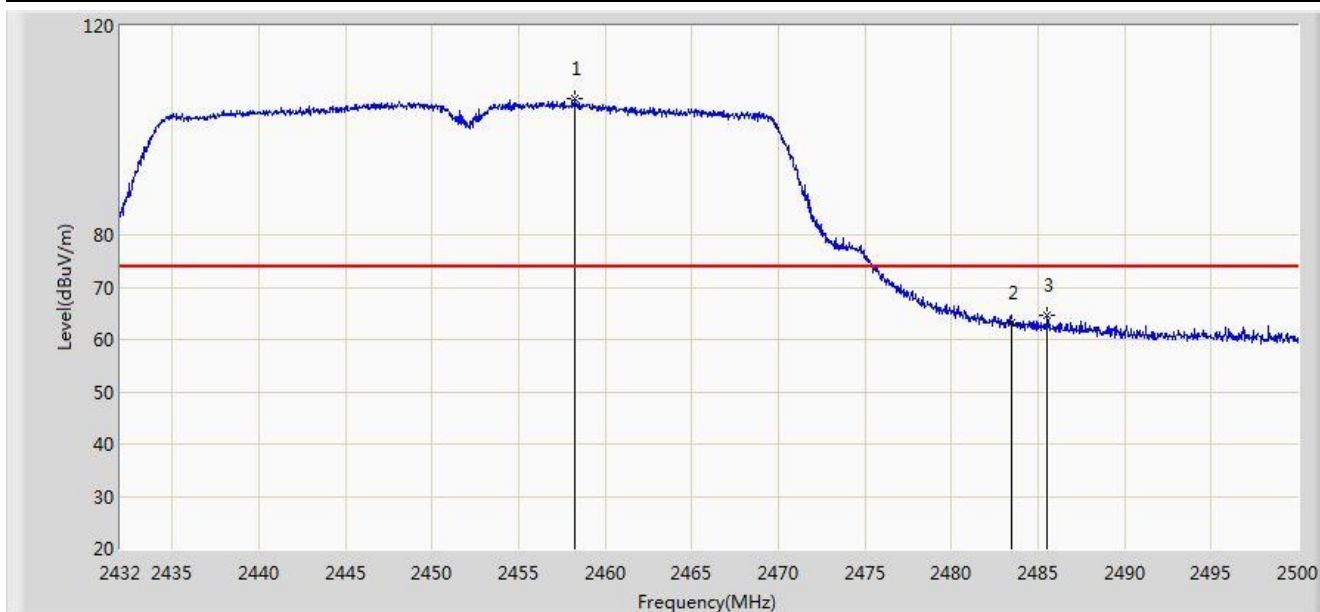


No	Flag	Mark	Frequency (MHz)	Measure Level (dBuV/m)	Reading Level (dBuV)	Over Limit (dB)	Limit (dBuV/m)	Factor (dB)	Type
1			2390.000	46.903	16.219	-7.097	54.000	30.684	AV
2		*	2425.500	84.044	53.420	N/A	N/A	30.624	AV

Note: Measure Level (dB $\mu$ V/m) = Reading Level (dB $\mu$ V) + Factor (dB)

Factor (dB) = Cable Loss (dB) + Antenna Factor (dB/m).

Engineer: Roy Cheng	
Site: AC1	Time: 2014/07/13 - 18:54
Limit: FCC_Part15.209_RE(3m)	Margin: 0
Probe: BBHA9120D_1-18GHz	Polarity: Horizontal
EUT: WIFI dual band 4 GE LAN GPON HGU	Power: AC 120V/60Hz
Note: Transmit by 802.11n-HT40 at channel 2452MHz Ant 0+1	

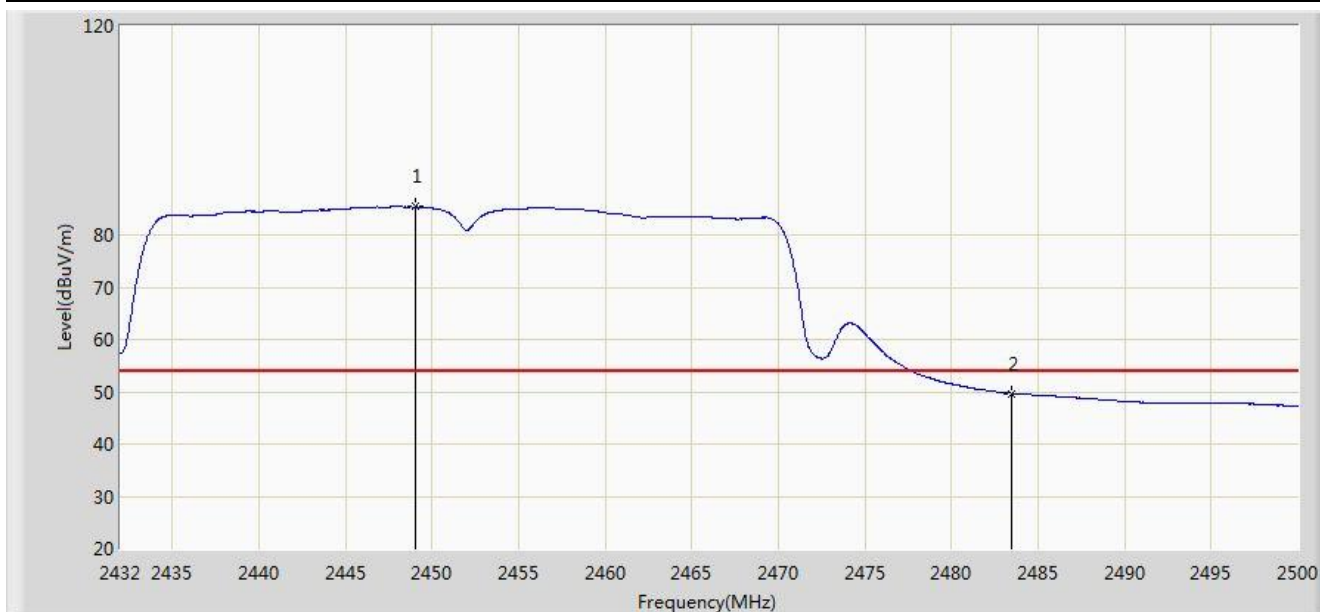


No	Flag	Mark	Frequency (MHz)	Measure Level (dBuV/m)	Reading Level (dBuV)	Over Limit (dB)	Limit (dBuV/m)	Factor (dB)	Type
1		*	2458.282	105.994	75.388	N/A	N/A	30.606	PK
2			2483.500	63.247	32.574	-10.753	74.000	30.673	PK
3			2485.550	64.749	34.070	-9.251	74.000	30.678	PK

Note: Measure Level (dB $\mu$ V/m) = Reading Level (dB $\mu$ V) + Factor (dB)

Factor (dB) = Cable Loss (dB) + Antenna Factor (dB/m).

Engineer: Roy Cheng	
Site: AC1	Time: 2014/07/13 - 18:58
Limit: FCC_Part15.209_RE(3m)	Margin: 0
Probe: BBHA9120D_1-18GHz	Polarity: Horizontal
EUT: WIFI dual band 4 GE LAN GPON HGU	Power: AC 120V/60Hz
Note: Transmit by 802.11n-HT40 at channel 2452MHz Ant 0+1	



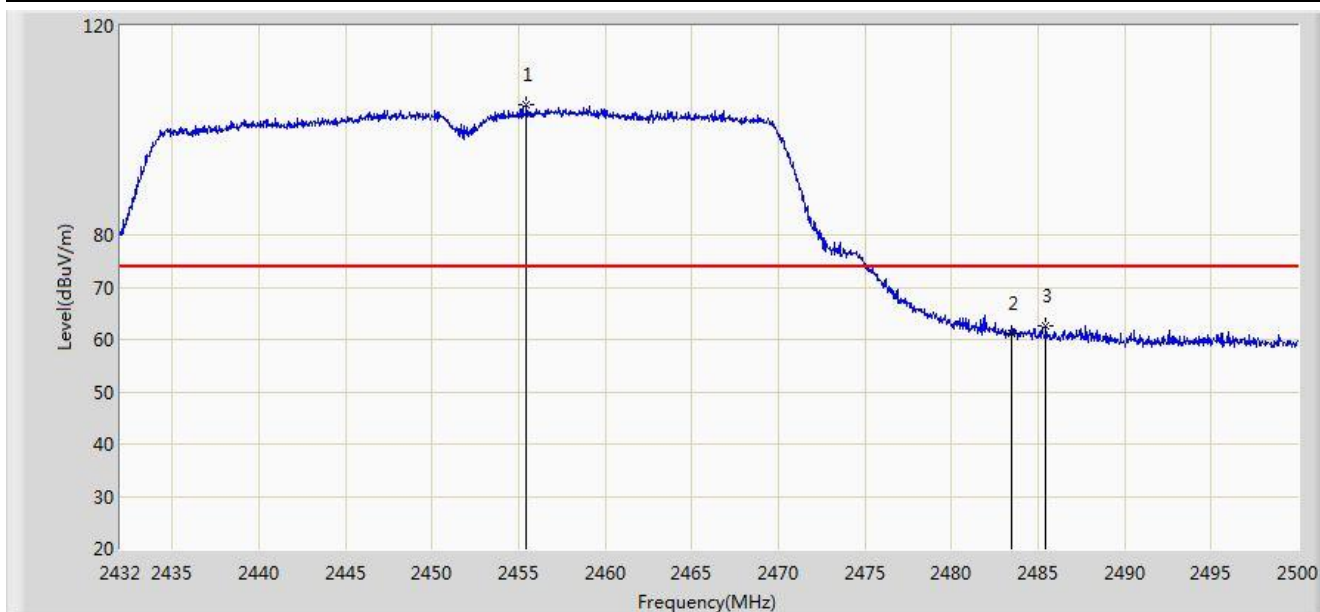
No	Flag	Mark	Frequency (MHz)	Measure Level (dBuV/m)	Reading Level (dBuV)	Over Limit (dB)	Limit (dBuV/m)	Factor (dB)	Type
1		*	2449.068	85.376	54.784	N/A	N/A	30.592	AV
2			2483.500	49.681	19.008	-4.319	54.000	30.673	AV

Note: Measure Level (dB $\mu$ V/m) = Reading Level (dB $\mu$ V) + Factor (dB)

Factor (dB) = Cable Loss (dB) + Antenna Factor (dB/m).



Engineer: Roy Cheng	
Site: AC1	Time: 2014/07/13 - 18:59
Limit: FCC_Part15.209_RE(3m)	Margin: 0
Probe: BBHA9120D_1-18GHz	Polarity: Vertical
EUT: WIFI dual band 4 GE LAN GPON HGU	Power: AC 120V/60Hz
Note: Transmit by 802.11n-HT40 at channel 2452MHz Ant 0+1	

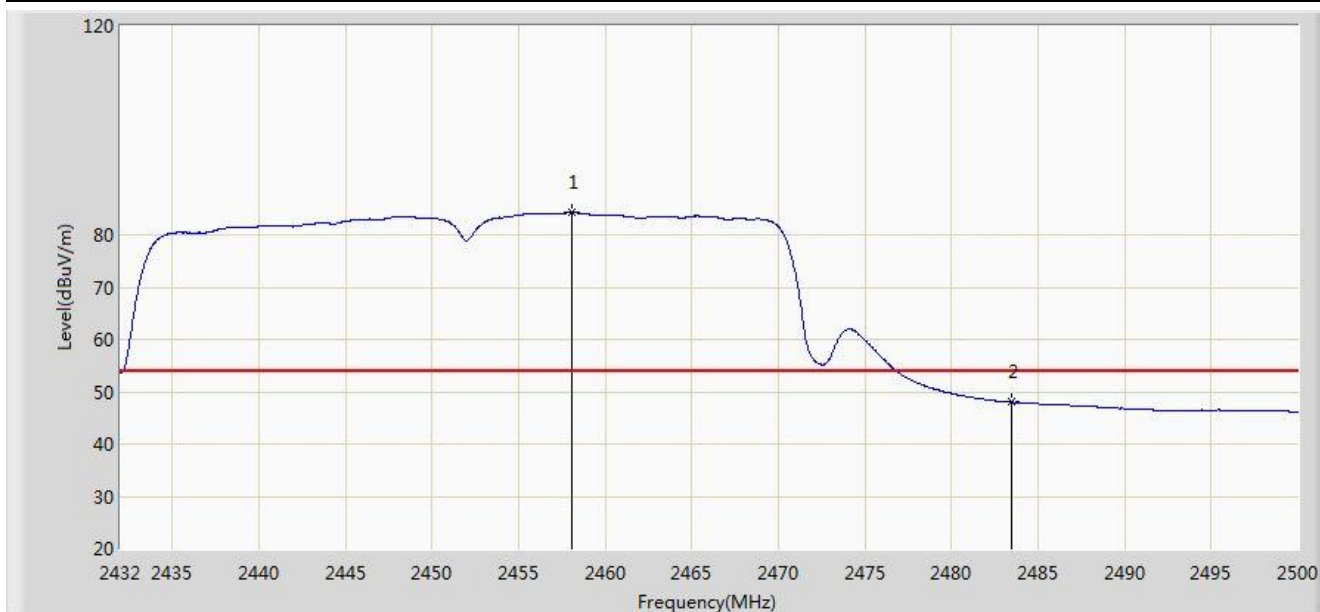


No	Flag	Mark	Frequency (MHz)	Measure Level (dBuV/m)	Reading Level (dBuV)	Over Limit (dB)	Limit (dBuV/m)	Factor (dB)	Type
1		*	2455.460	104.966	74.364	N/A	N/A	30.601	PK
2			2483.500	61.052	30.379	-12.948	74.000	30.673	PK
3			2485.448	62.570	31.892	-11.430	74.000	30.678	PK

Note: Measure Level (dB $\mu$ V/m) = Reading Level (dB $\mu$ V) + Factor (dB)

Factor (dB) = Cable Loss (dB) + Antenna Factor (dB/m).

Engineer: Roy Cheng	
Site: AC1	Time: 2014/07/13 - 19:00
Limit: FCC_Part15.209_RE(3m)	Margin: 0
Probe: BBHA9120D_1-18GHz	Polarity: Vertical
EUT: WIFI dual band 4 GE LAN GPON HGU	Power: AC 120V/60Hz
Note: Transmit by 802.11n-HT40 at channel 2452MHz Ant 0+1	

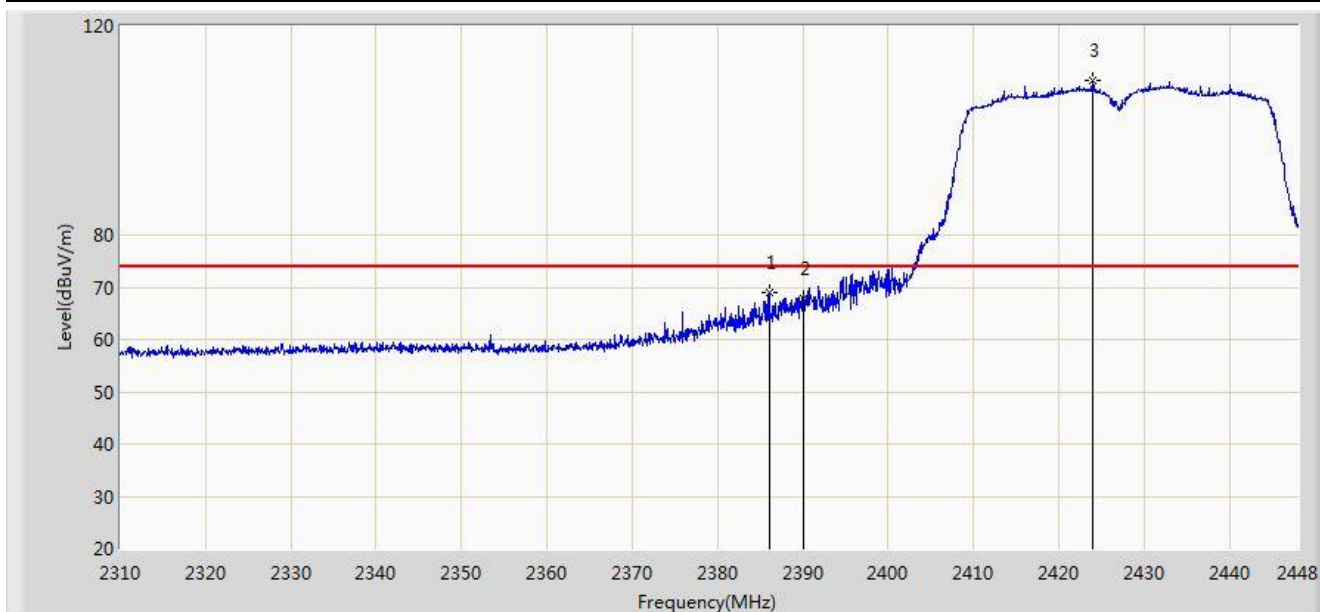


No	Flag	Mark	Frequency (MHz)	Measure Level (dBuV/m)	Reading Level (dBuV)	Over Limit (dB)	Limit (dBuV/m)	Factor (dB)	Type
1		*	2458.078	84.242	53.636	N/A	N/A	30.606	AV
2			2483.500	47.979	17.306	-6.021	54.000	30.673	AV

Note: Measure Level (dB $\mu$ V/m) = Reading Level (dB $\mu$ V) + Factor (dB)

Factor (dB) = Cable Loss (dB) + Antenna Factor (dB/m).

Engineer: Roy Cheng	
Site: AC1	Time: 2014/07/14 - 12:00
Limit: FCC_Part15.209_RE(3m)	Margin: 0
Probe: BBHA9120D_1-18GHz	Polarity: Horizontal
EUT: WIFI dual band 4 GE LAN GPON HGU	Power: AC 120V/60Hz
Note: Transmit by 802.11n-HT40 at channel 2427MHz Ant 0	

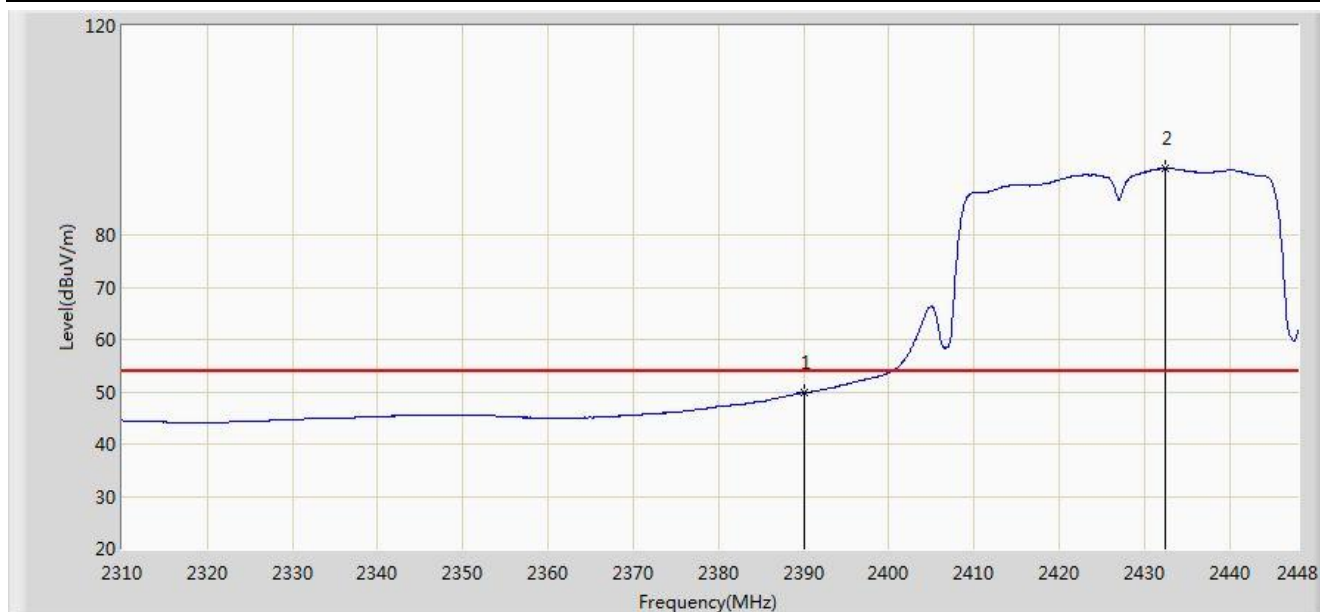


No	Flag	Mark	Frequency (MHz)	Measure Level (dBuV/m)	Reading Level (dBuV)	Over Limit (dB)	Limit (dBuV/m)	Factor (dB)	Type
1			2386.107	68.847	38.154	-5.153	74.000	30.693	PK
2			2390.000	67.865	37.181	-6.135	74.000	30.684	PK
3		*	2423.919	109.675	79.049	N/A	N/A	30.627	PK

Note: Measure Level (dB $\mu$ V/m) = Reading Level (dB $\mu$ V) + Factor (dB)

Factor (dB) = Cable Loss (dB) + Antenna Factor (dB/m).

Engineer: Roy Cheng	
Site: AC1	Time: 2014/07/14 - 12:05
Limit: FCC_Part15.209_RE(3m)	Margin: 0
Probe: BBHA9120D_1-18GHz	Polarity: Horizontal
EUT: WIFI dual band 4 GE LAN GPON HGU	Power: AC 120V/60Hz
Note: Transmit by 802.11n-HT40 at channel 2427MHz Ant 0	

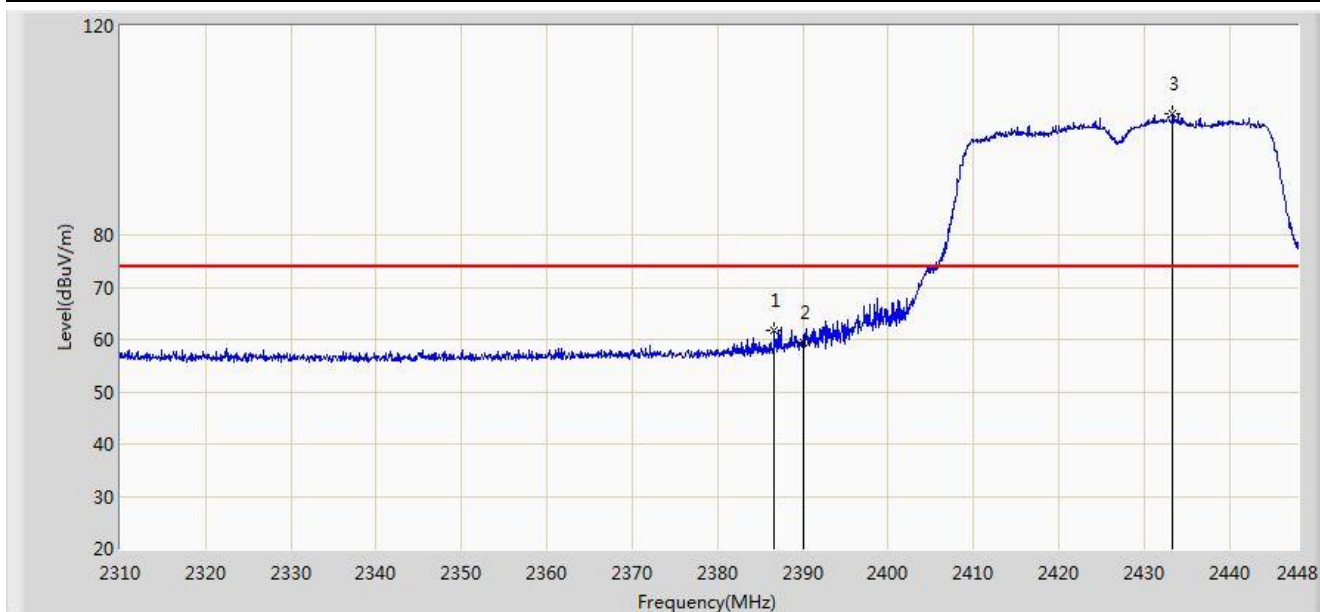


No	Flag	Mark	Frequency (MHz)	Measure Level (dBuV/m)	Reading Level (dBuV)	Over Limit (dB)	Limit (dBuV/m)	Factor (dB)	Type
1			2390.000	49.801	19.117	-4.199	54.000	30.684	AV
2		*	2432.475	92.666	62.054	N/A	N/A	30.612	AV

Note: Measure Level (dB $\mu$ V/m) = Reading Level (dB $\mu$ V) + Factor (dB)

Factor (dB) = Cable Loss (dB) + Antenna Factor (dB/m).

Engineer: Roy Cheng	
Site: AC1	Time: 2014/07/14 - 13:04
Limit: FCC_Part15.209_RE(3m)	Margin: 0
Probe: BBHA9120D_1-18GHz	Polarity: Vertical
EUT: WIFI dual band 4 GE LAN GPON HGU	Power: AC 120V/60Hz
Note: Transmit by 802.11n-HT40 at channel 2427MHz Ant 0	

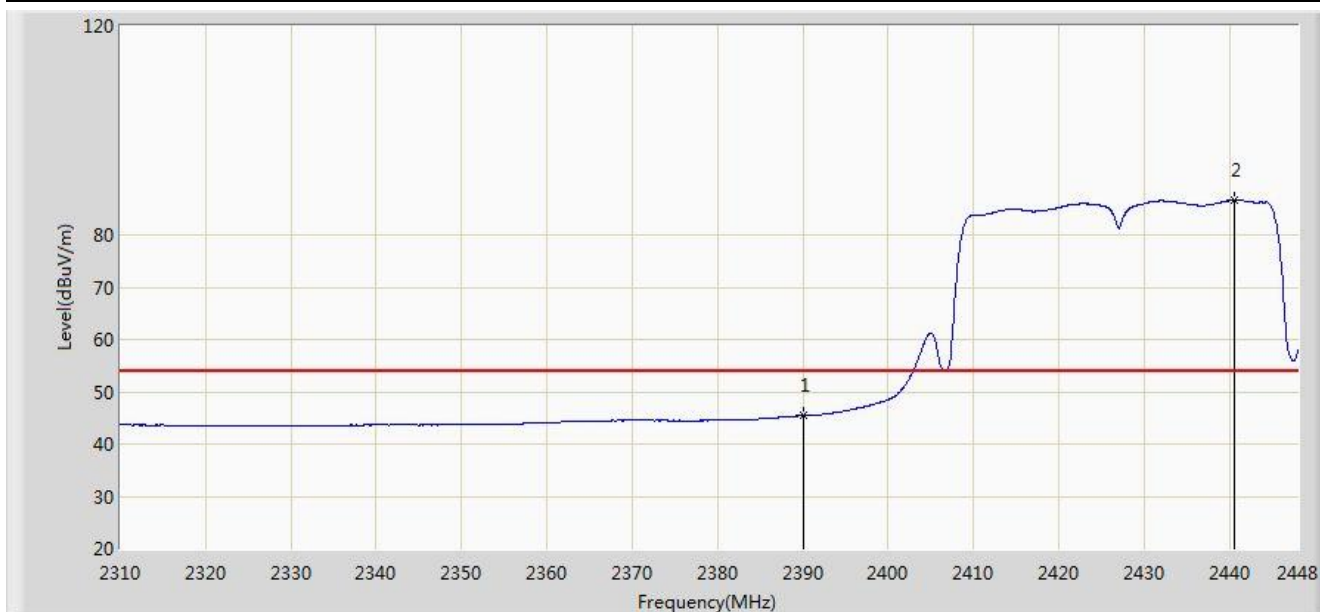


No	Flag	Mark	Frequency (MHz)	Measure Level (dBuV/m)	Reading Level (dBuV)	Over Limit (dB)	Limit (dBuV/m)	Factor (dB)	Type
1			2386.659	61.882	31.191	-12.118	74.000	30.691	PK
2			2390.000	59.509	28.825	-14.491	74.000	30.684	PK
3		*	2433.372	103.130	72.520	N/A	N/A	30.610	PK

Note: Measure Level (dB $\mu$ V/m) = Reading Level (dB $\mu$ V) + Factor (dB)

Factor (dB) = Cable Loss (dB) + Antenna Factor (dB/m).

Engineer: Roy Cheng	
Site: AC1	Time: 2014/07/14 - 13:06
Limit: FCC_Part15.209_RE(3m)	Margin: 0
Probe: BBHA9120D_1-18GHz	Polarity: Vertical
EUT: WIFI dual band 4 GE LAN GPON HGU	Power: AC 120V/60Hz
Note: Transmit by 802.11n-HT40 at channel 2427MHz Ant 0	

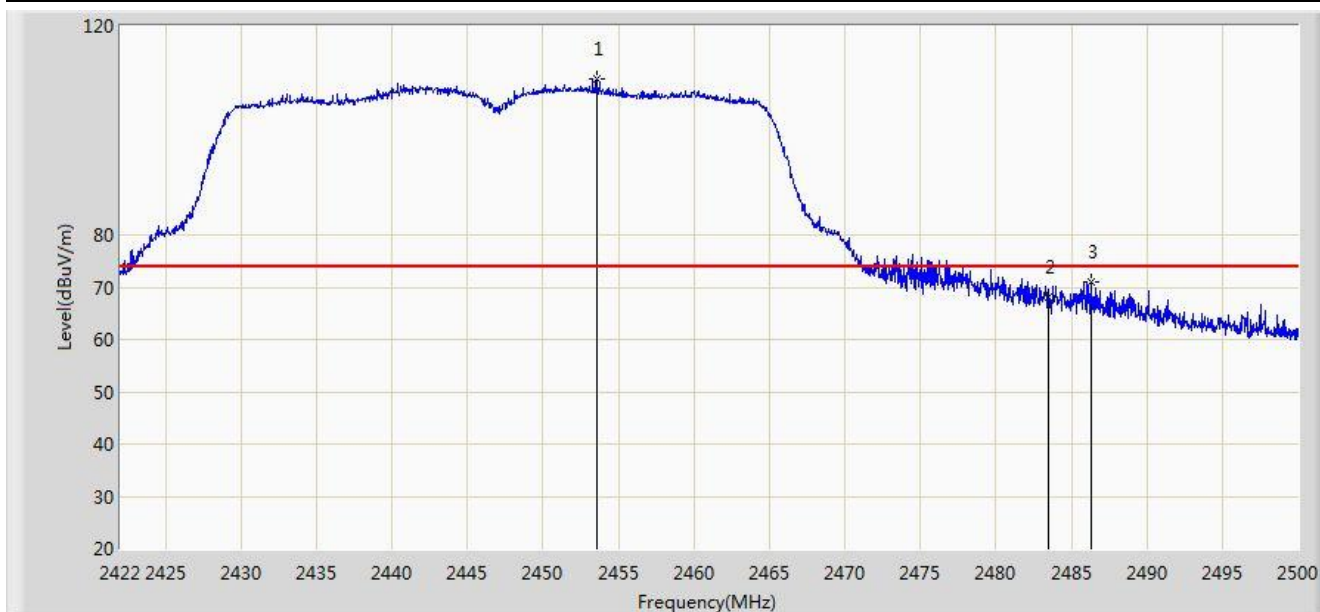


No	Flag	Mark	Frequency (MHz)	Measure Level (dBuV/m)	Reading Level (dBuV)	Over Limit (dB)	Limit (dBuV/m)	Factor (dB)	Type
1			2390.000	45.450	14.766	-8.550	54.000	30.684	AV
2		*	2440.617	86.644	56.047	N/A	N/A	30.597	AV

Note: Measure Level (dB $\mu$ V/m) = Reading Level (dB $\mu$ V) + Factor (dB)

Factor (dB) = Cable Loss (dB) + Antenna Factor (dB/m).

Engineer: Roy Cheng	
Site: AC1	Time: 2014/07/14 - 13:07
Limit: FCC_Part15.209_RE(3m)	Margin: 0
Probe: BBHA9120D_1-18GHz	Polarity: Horizontal
EUT: WIFI dual band 4 GE LAN GPON HGU	Power: AC 120V/60Hz
Note: Transmit by 802.11n-HT40 at channel 2447MHz Ant 0	

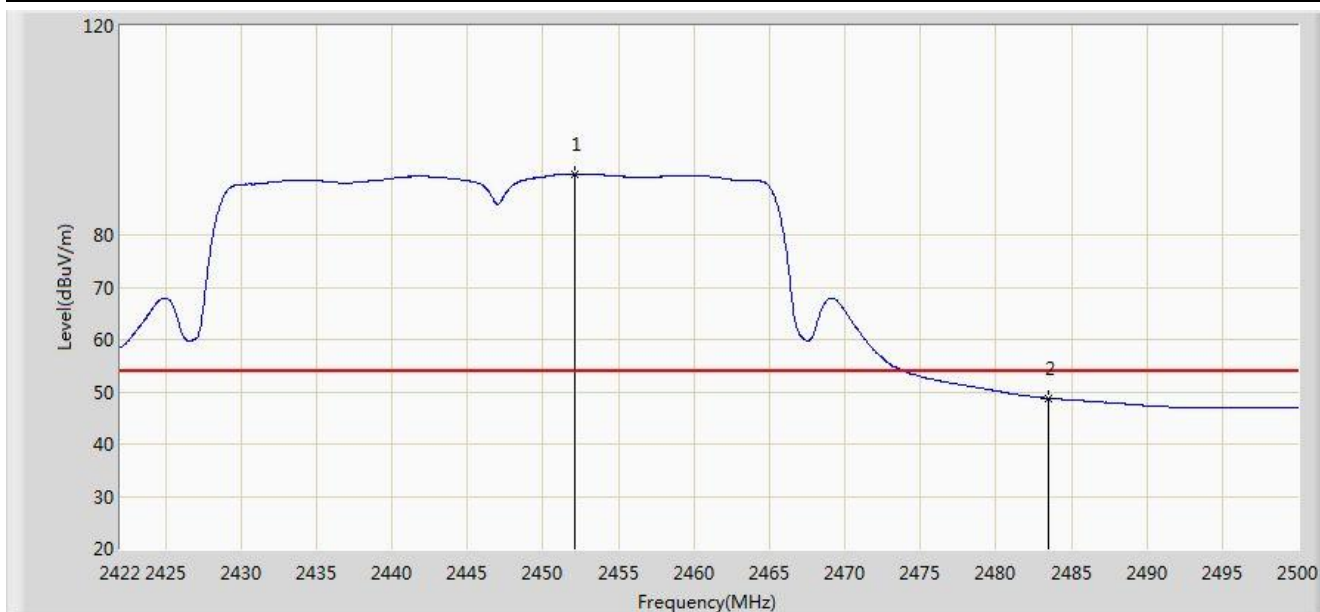


No	Flag	Mark	Frequency (MHz)	Measure Level (dBuV/m)	Reading Level (dBuV)	Over Limit (dB)	Limit (dBuV/m)	Factor (dB)	Type
1		*	2453.551	109.797	79.198	N/A	N/A	30.599	PK
2			2483.500	68.034	37.361	-5.966	74.000	30.673	PK
3			2486.350	71.155	40.474	-2.845	74.000	30.681	PK

Note: Measure Level (dB $\mu$ V/m) = Reading Level (dB $\mu$ V) + Factor (dB)

Factor (dB) = Cable Loss (dB) + Antenna Factor (dB/m).

Engineer: Roy Cheng	
Site: AC1	Time: 2014/07/14 - 13:10
Limit: FCC_Part15.209_RE(3m)	Margin: 0
Probe: BBHA9120D_1-18GHz	Polarity: Horizontal
EUT: WIFI dual band 4 GE LAN GPON HGU	Power: AC 120V/60Hz
Note: Transmit by 802.11n-HT40 at channel 2447MHz Ant 0	



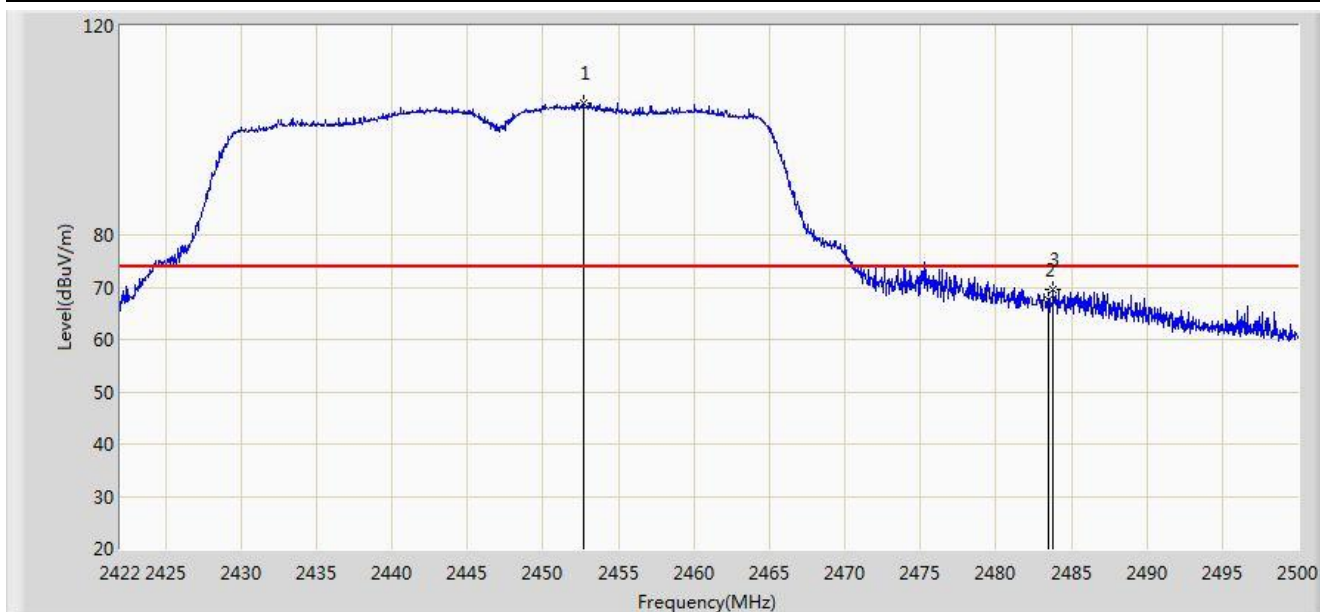
No	Flag	Mark	Frequency (MHz)	Measure Level (dBuV/m)	Reading Level (dBuV)	Over Limit (dB)	Limit (dBuV/m)	Factor (dB)	Type
1		*	2452.147	91.703	61.106	N/A	N/A	30.596	AV
2			2483.500	48.738	18.065	-5.262	54.000	30.673	AV

Note: Measure Level (dBuV/m) = Reading Level (dBuV) + Factor (dB)

Factor (dB) = Cable Loss (dB) + Antenna Factor (dB/m).



Engineer: Roy Cheng	
Site: AC1	Time: 2014/07/14 - 13:11
Limit: FCC_Part15.209_RE(3m)	Margin: 0
Probe: BBHA9120D_1-18GHz	Polarity: Vertical
EUT: WIFI dual band 4 GE LAN GPON HGU	Power: AC 120V/60Hz
Note: Transmit by 802.11n-HT40 at channel 2447MHz Ant 0	

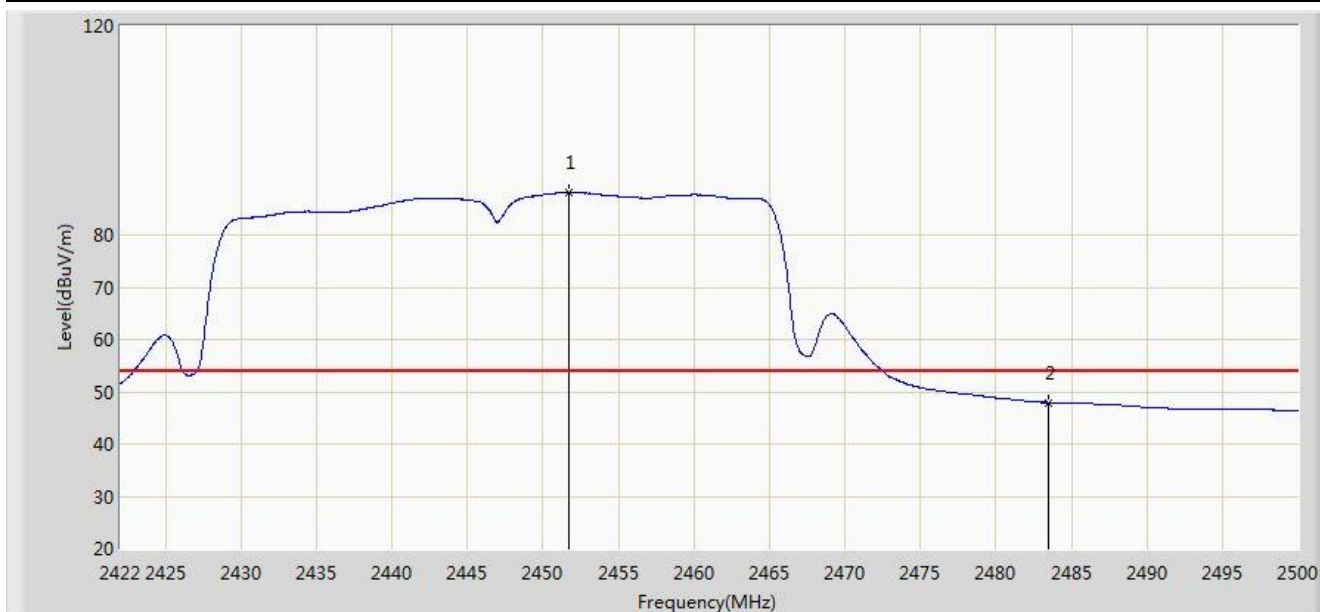


No	Flag	Mark	Frequency (MHz)	Measure Level (dBuV/m)	Reading Level (dBuV)	Over Limit (dB)	Limit (dBuV/m)	Factor (dB)	Type
1		*	2452.693	105.314	74.717	N/A	N/A	30.598	PK
2			2483.500	67.648	36.975	-6.352	74.000	30.673	PK
3			2483.815	69.638	38.964	-4.362	74.000	30.673	PK

Note: Measure Level (dB $\mu$ V/m) = Reading Level (dB $\mu$ V) + Factor (dB)

Factor (dB) = Cable Loss (dB) + Antenna Factor (dB/m).

Engineer: Roy Cheng	
Site: AC1	Time: 2014/07/14 - 13:15
Limit: FCC_Part15.209_RE(3m)	Margin: 0
Probe: BBHA9120D_1-18GHz	Polarity: Vertical
EUT: WIFI dual band 4 GE LAN GPON HGU	Power: AC 120V/60Hz
Note: Transmit by 802.11n-HT40 at channel 2447MHz Ant 0	

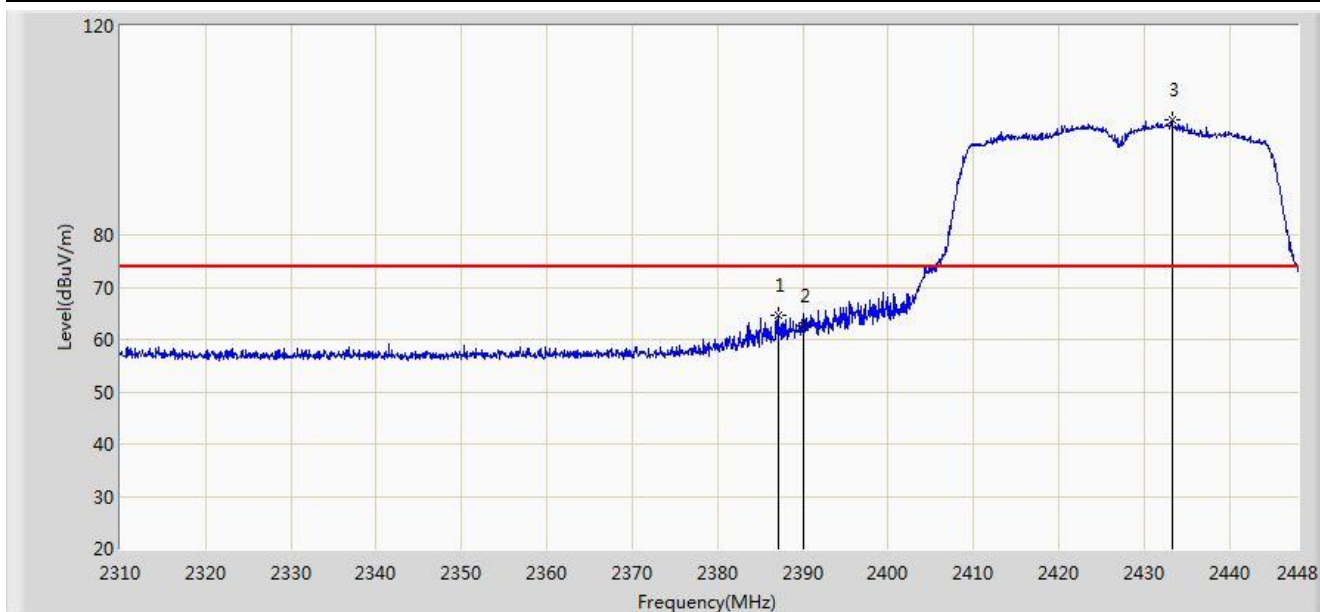


No	Flag	Mark	Frequency (MHz)	Measure Level (dBuV/m)	Reading Level (dBuV)	Over Limit (dB)	Limit (dBuV/m)	Factor (dB)	Type
1		*	2451.679	88.088	57.492	N/A	N/A	30.596	AV
2			2483.500	47.947	17.274	-6.053	54.000	30.673	AV

Note: Measure Level (dBuV/m) = Reading Level (dBuV) + Factor (dB)

Factor (dB) = Cable Loss (dB) + Antenna Factor (dB/m).

Engineer: Roy Cheng	
Site: AC1	Time: 2014/07/14 - 13:16
Limit: FCC_Part15.209_RE(3m)	Margin: 0
Probe: BBHA9120D_1-18GHz	Polarity: Horizontal
EUT: WIFI dual band 4 GE LAN GPON HGU	Power: AC 120V/60Hz
Note: Transmit by 802.11n-HT40 at channel 2427MHz Ant 1	

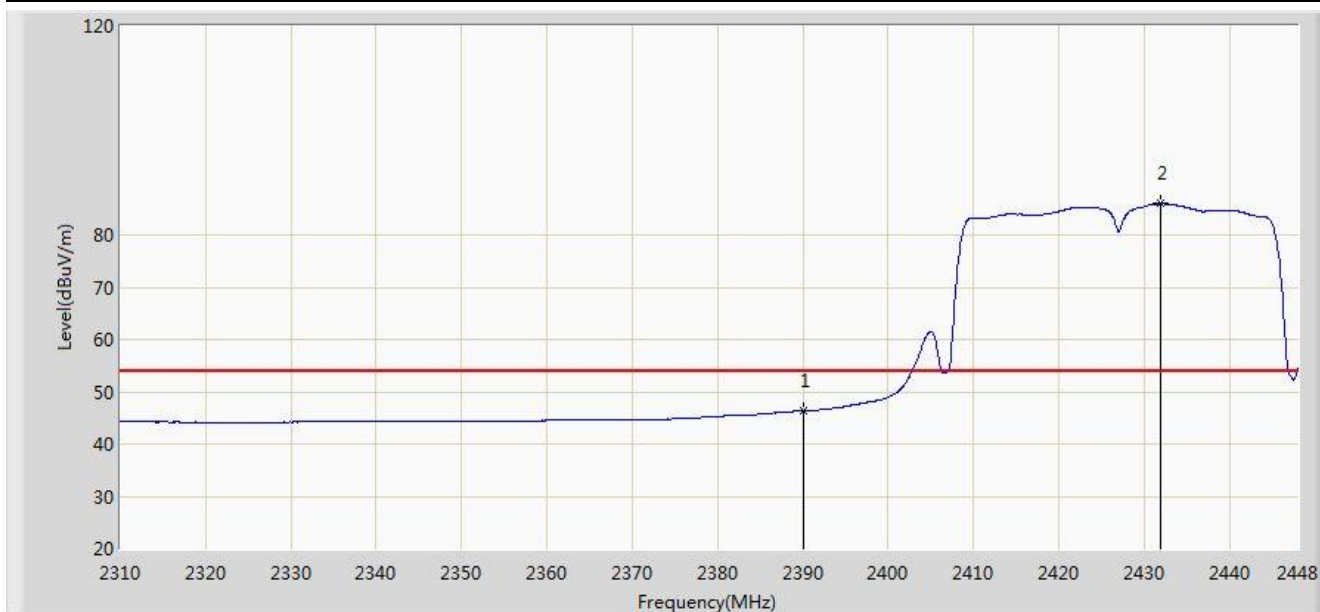


No	Flag	Mark	Frequency (MHz)	Measure Level (dBuV/m)	Reading Level (dBuV)	Over Limit (dB)	Limit (dBuV/m)	Factor (dB)	Type
1			2387.073	64.510	33.820	-9.490	74.000	30.690	PK
2			2390.000	62.470	31.786	-11.530	74.000	30.684	PK
3		*	2433.234	101.910	71.299	N/A	N/A	30.610	PK

Note: Measure Level (dB $\mu$ V/m) = Reading Level (dB $\mu$ V) + Factor (dB)

Factor (dB) = Cable Loss (dB) + Antenna Factor (dB/m).

Engineer: Roy Cheng	
Site: AC1	Time: 2014/07/14 - 13:19
Limit: FCC_Part15.209_RE(3m)	Margin: 0
Probe: BBHA9120D_1-18GHz	Polarity: Horizontal
EUT: WIFI dual band 4 GE LAN GPON HGU	Power: AC 120V/60Hz
Note: Transmit by 802.11n-HT40 at channel 2427MHz Ant 1	

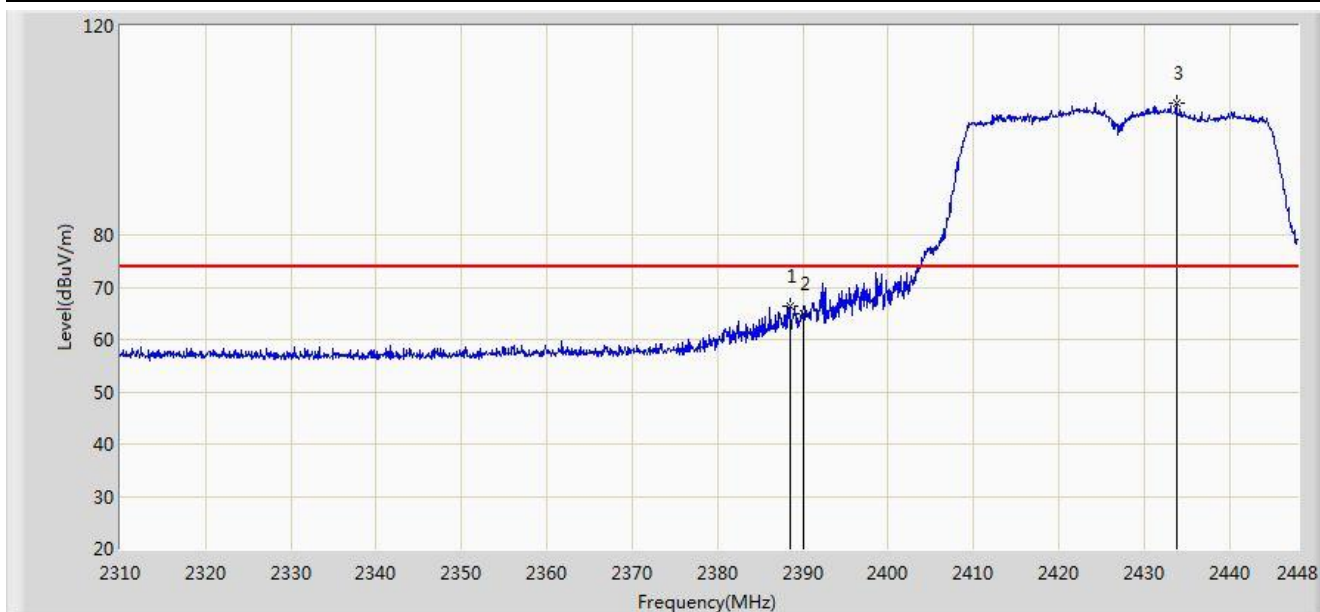


No	Flag	Mark	Frequency (MHz)	Measure Level (dBuV/m)	Reading Level (dBuV)	Over Limit (dB)	Limit (dBuV/m)	Factor (dB)	Type
1			2390.000	46.354	15.670	-7.646	54.000	30.684	AV
2		*	2431.992	85.995	55.382	N/A	N/A	30.613	AV

Note: Measure Level (dB $\mu$ V/m) = Reading Level (dB $\mu$ V) + Factor (dB)

Factor (dB) = Cable Loss (dB) + Antenna Factor (dB/m).

Engineer: Roy Cheng	
Site: AC1	Time: 2014/07/14 - 13:19
Limit: FCC_Part15.209_RE(3m)	Margin: 0
Probe: BBHA9120D_1-18GHz	Polarity: Vertical
EUT: WIFI dual band 4 GE LAN GPON HGU	Power: AC 120V/60Hz
Note: Transmit by 802.11n-HT40 at channel 2427MHz Ant 1	

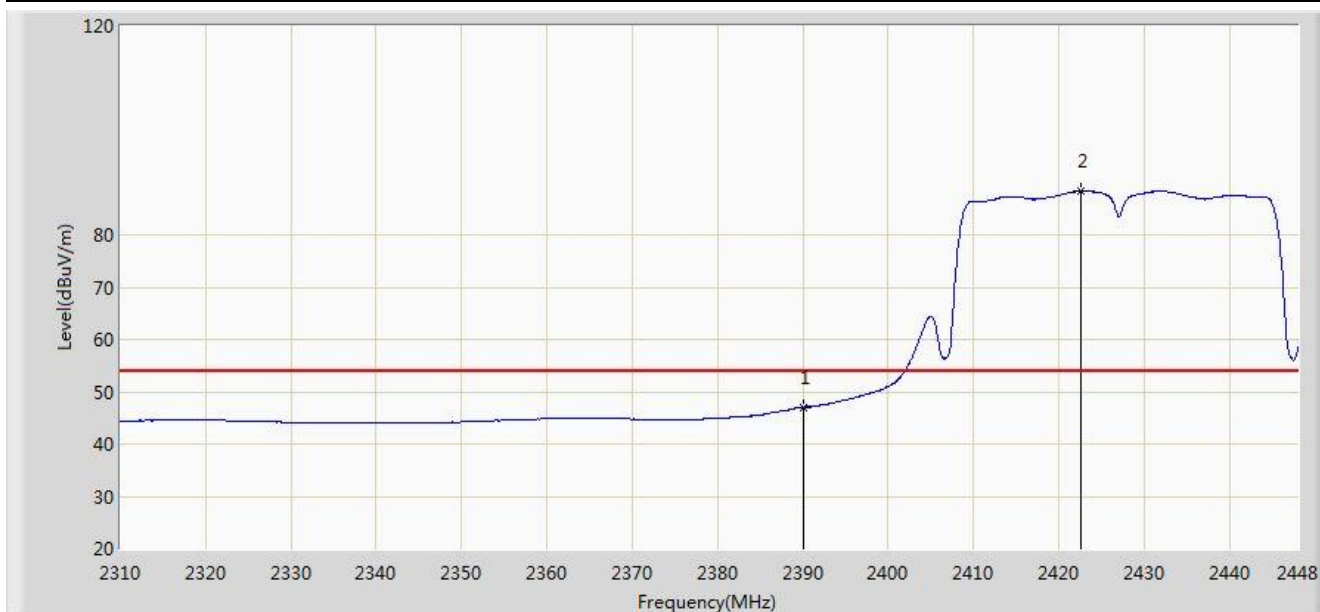


No	Flag	Mark	Frequency (MHz)	Measure Level (dBuV/m)	Reading Level (dBuV)	Over Limit (dB)	Limit (dBuV/m)	Factor (dB)	Type
1			2388.522	66.432	35.745	-7.568	74.000	30.687	PK
2			2390.000	64.937	34.253	-9.063	74.000	30.684	PK
3		*	2433.786	105.323	74.713	N/A	N/A	30.610	PK

Note: Measure Level (dB $\mu$ V/m) = Reading Level (dB $\mu$ V) + Factor (dB)

Factor (dB) = Cable Loss (dB) + Antenna Factor (dB/m).

Engineer: Roy Cheng	
Site: AC1	Time: 2014/07/14 - 13:21
Limit: FCC_Part15.209_RE(3m)	Margin: 0
Probe: BBHA9120D_1-18GHz	Polarity: Vertical
EUT: WIFI dual band 4 GE LAN GPON HGU	Power: AC 120V/60Hz
Note: Transmit by 802.11n-HT40 at channel 2427MHz Ant 1	

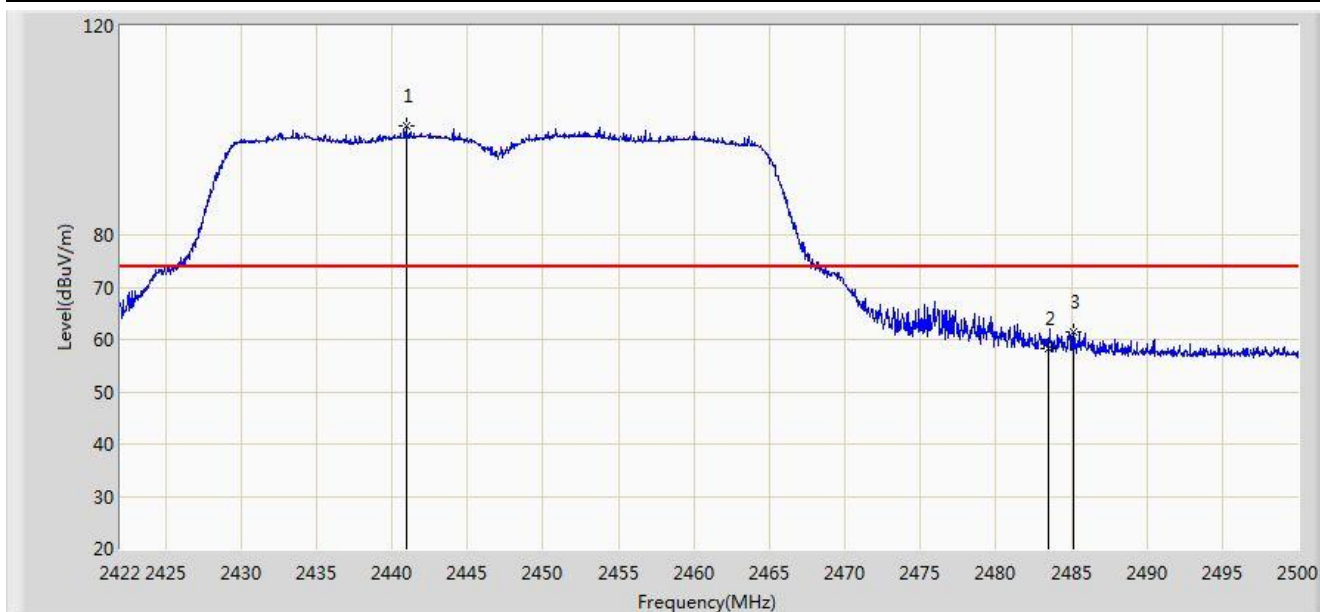


No	Flag	Mark	Frequency (MHz)	Measure Level (dBuV/m)	Reading Level (dBuV)	Over Limit (dB)	Limit (dBuV/m)	Factor (dB)	Type
1			2390.000	46.974	16.290	-7.026	54.000	30.684	AV
2		*	2422.608	88.340	57.712	N/A	N/A	30.629	AV

Note: Measure Level (dB $\mu$ V/m) = Reading Level (dB $\mu$ V) + Factor (dB)

Factor (dB) = Cable Loss (dB) + Antenna Factor (dB/m).

Engineer: Roy Cheng	
Site: AC1	Time: 2014/07/14 - 13:22
Limit: FCC_Part15.209_RE(3m)	Margin: 0
Probe: BBHA9120D_1-18GHz	Polarity: Horizontal
EUT: WIFI dual band 4 GE LAN GPON HGU	Power: AC 120V/60Hz
Note: Transmit by 802.11n-HT40 at channel 2447MHz Ant 1	

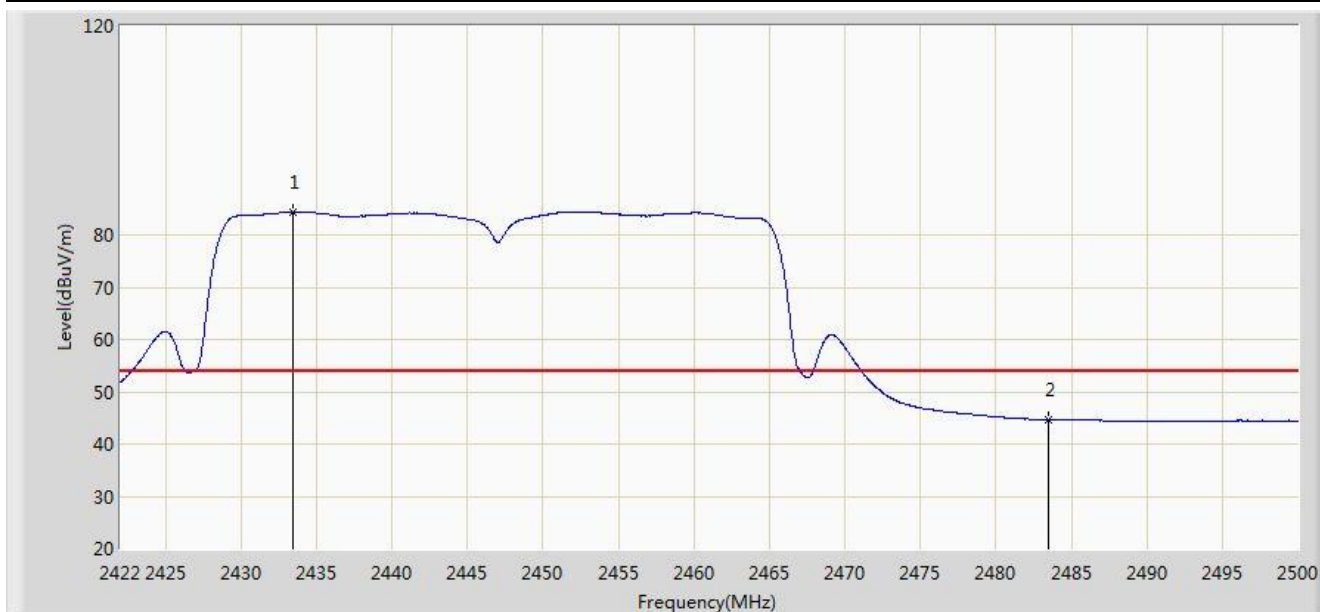


No	Flag	Mark	Frequency (MHz)	Measure Level (dBuV/m)	Reading Level (dBuV)	Over Limit (dB)	Limit (dBuV/m)	Factor (dB)	Type
1		*	2440.915	100.740	70.143	N/A	N/A	30.597	PK
2			2483.500	58.392	27.719	-15.608	74.000	30.673	PK
3			2485.141	61.587	30.910	-12.413	74.000	30.678	PK

Note: Measure Level (dB $\mu$ V/m) = Reading Level (dB $\mu$ V) + Factor (dB)

Factor (dB) = Cable Loss (dB) + Antenna Factor (dB/m).

Engineer: Roy Cheng	
Site: AC1	Time: 2014/07/14 - 13:27
Limit: FCC_Part15.209_RE(3m)	Margin: 0
Probe: BBHA9120D_1-18GHz	Polarity: Horizontal
EUT: WIFI dual band 4 GE LAN GPON HGU	Power: AC 120V/60Hz
Note: Transmit by 802.11n-HT40 at channel 2447MHz Ant 1	



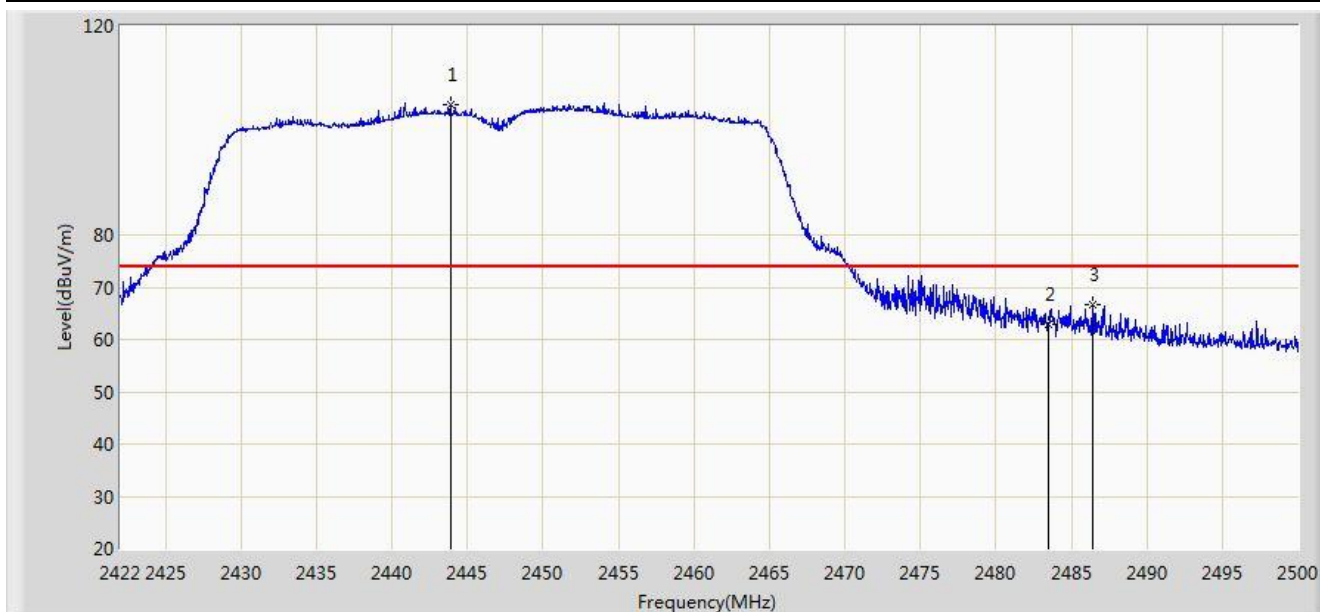
No	Flag	Mark	Frequency (MHz)	Measure Level (dBuV/m)	Reading Level (dBuV)	Over Limit (dB)	Limit (dBuV/m)	Factor (dB)	Type
1		*	2433.466	84.448	53.838	N/A	N/A	30.611	AV
2			2483.500	44.628	13.955	-9.372	54.000	30.673	AV

Note: Measure Level (dB $\mu$ V/m) = Reading Level (dB $\mu$ V) + Factor (dB)

Factor (dB) = Cable Loss (dB) + Antenna Factor (dB/m).



Engineer: Roy Cheng	
Site: AC1	Time: 2014/07/14 - 13:28
Limit: FCC_Part15.209_RE(3m)	Margin: 0
Probe: BBHA9120D_1-18GHz	Polarity: Vertical
EUT: WIFI dual band 4 GE LAN GPON HGU	Power: AC 120V/60Hz
Note: Transmit by 802.11n-HT40 at channel 2447MHz Ant 1	

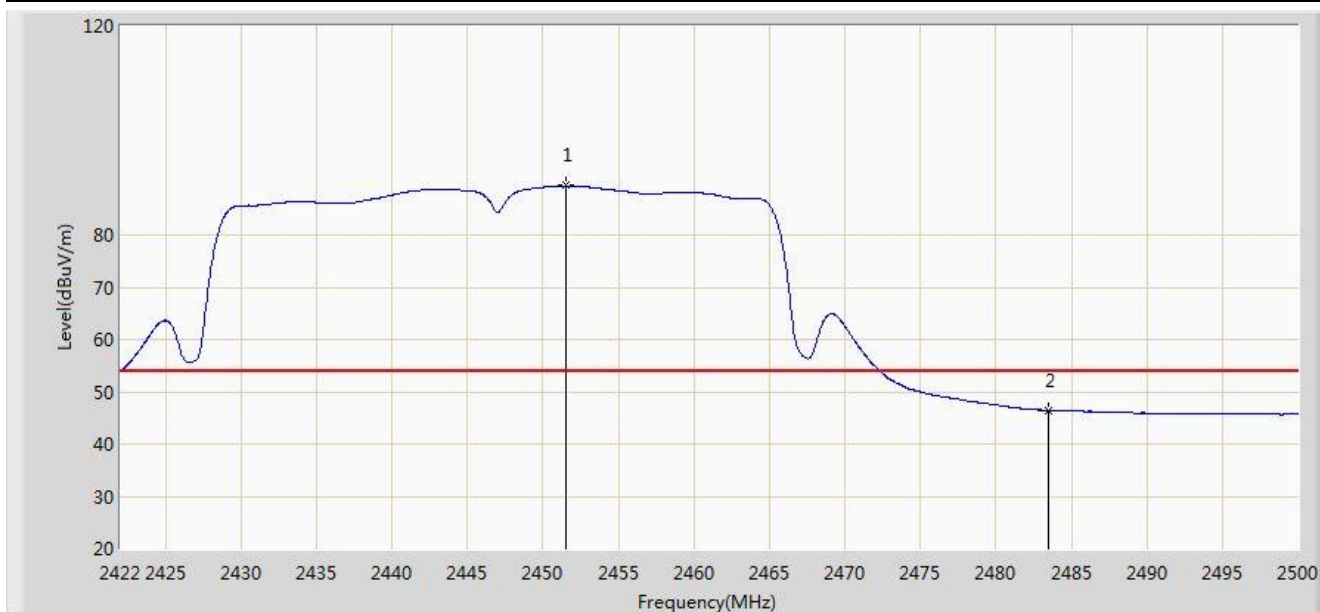


No	Flag	Mark	Frequency (MHz)	Measure Level (dBuV/m)	Reading Level (dBuV)	Over Limit (dB)	Limit (dBuV/m)	Factor (dB)	Type
1		*	2443.879	105.009	74.417	N/A	N/A	30.591	PK
2			2483.500	62.772	32.099	-11.228	74.000	30.673	PK
3			2486.389	66.544	35.863	-7.456	74.000	30.681	PK

Note: Measure Level (dB $\mu$ V/m) = Reading Level (dB $\mu$ V) + Factor (dB)

Factor (dB) = Cable Loss (dB) + Antenna Factor (dB/m).

Engineer: Roy Cheng	
Site: AC1	Time: 2014/07/14 - 13:31
Limit: FCC_Part15.209_RE(3m)	Margin: 0
Probe: BBHA9120D_1-18GHz	Polarity: Vertical
EUT: WIFI dual band 4 GE LAN GPON HGU	Power: AC 120V/60Hz
Note: Transmit by 802.11n-HT40 at channel 2447MHz Ant 1	

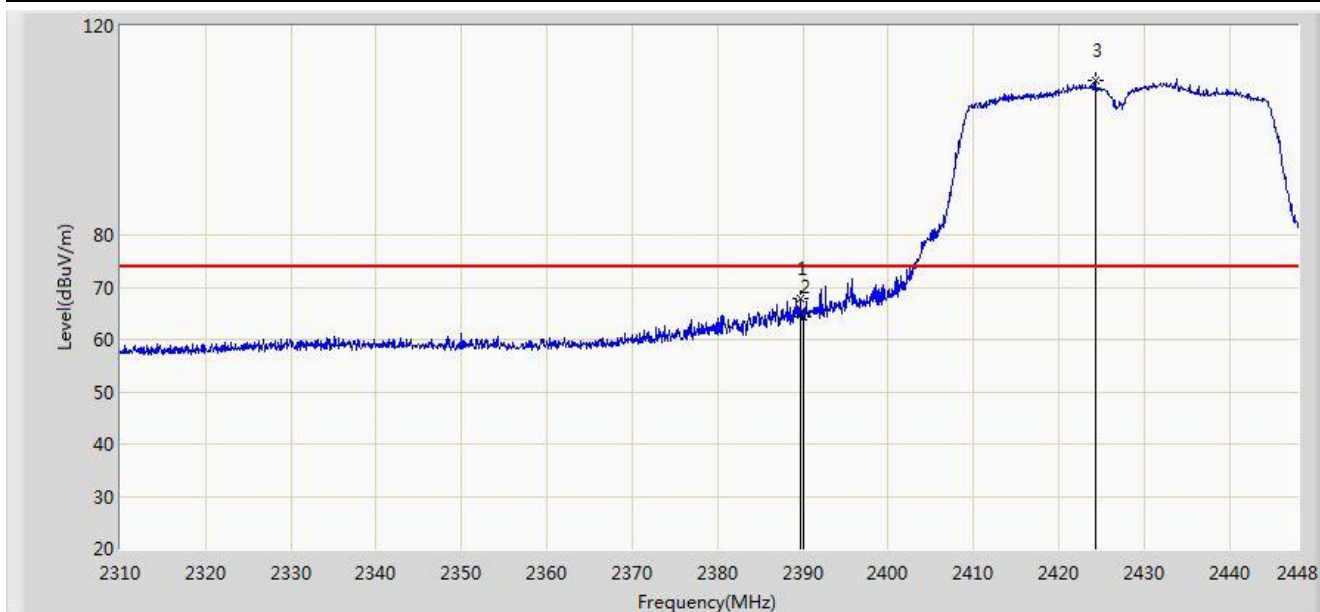


No	Flag	Mark	Frequency (MHz)	Measure Level (dBuV/m)	Reading Level (dBuV)	Over Limit (dB)	Limit (dBuV/m)	Factor (dB)	Type
1		*	2451.562	89.426	58.830	N/A	N/A	30.596	AV
2			2483.500	46.432	15.759	-7.568	54.000	30.673	AV

Note: Measure Level (dB $\mu$ V/m) = Reading Level (dB $\mu$ V) + Factor (dB)

Factor (dB) = Cable Loss (dB) + Antenna Factor (dB/m).

Engineer: Roy Cheng	
Site: AC1	Time: 2014/07/14 - 13:31
Limit: FCC_Part15.209_RE(3m)	Margin: 0
Probe: BBHA9120D_1-18GHz	Polarity: Horizontal
EUT: WIFI dual band 4 GE LAN GPON HGU	Power: AC 120V/60Hz
Note: Transmit by 802.11n-HT40 at channel 2427MHz Ant 0+1	



No	Flag	Mark	Frequency (MHz)	Measure Level (dBuV/m)	Reading Level (dBuV)	Over Limit (dB)	Limit (dBuV/m)	Factor (dB)	Type
1			2389.695	67.709	37.025	-6.291	74.000	30.685	PK
2			2390.000	64.328	33.644	-9.672	74.000	30.684	PK
3		*	2424.264	109.485	78.859	N/A	N/A	30.626	PK

Note: Measure Level (dB $\mu$ V/m) = Reading Level (dB $\mu$ V) + Factor (dB)

Factor (dB) = Cable Loss (dB) + Antenna Factor (dB/m).

Engineer: Roy Cheng	
Site: AC1	Time: 2014/07/14 - 13:35
Limit: FCC_Part15.209_RE(3m)	Margin: 0
Probe: BBHA9120D_1-18GHz	Polarity: Horizontal
EUT: WIFI dual band 4 GE LAN GPON HGU	Power: AC 120V/60Hz
Note: Transmit by 802.11n-HT40 at channel 2427MHz Ant 0+1	

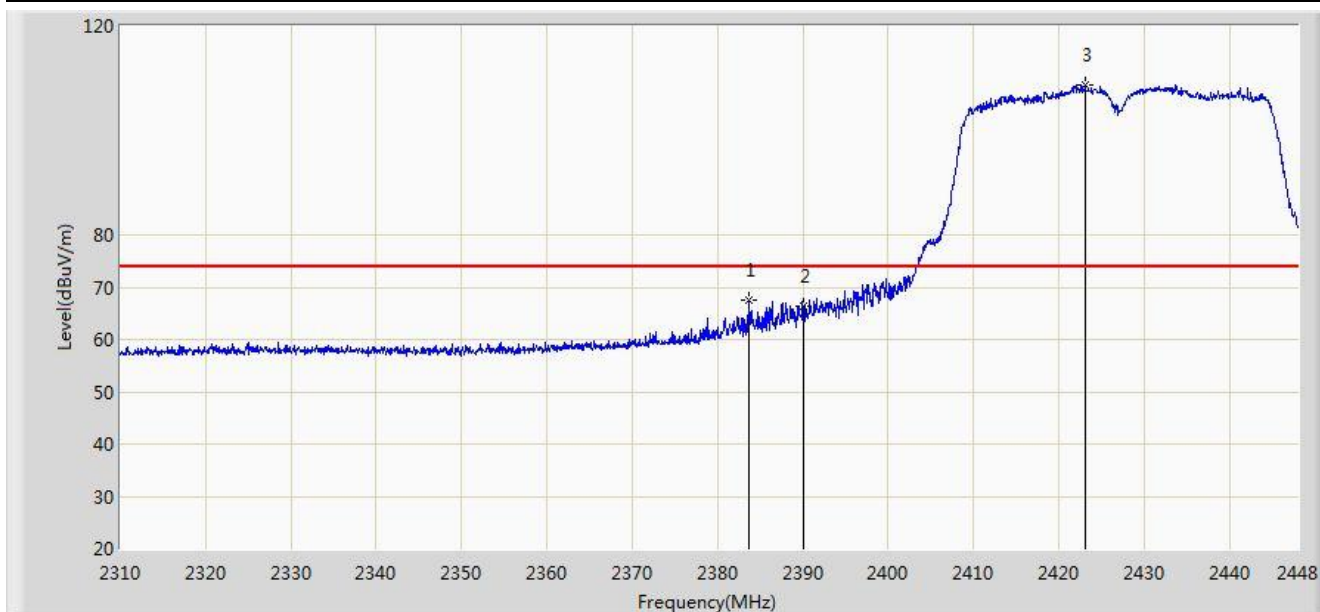


No	Flag	Mark	Frequency (MHz)	Measure Level (dBuV/m)	Reading Level (dBuV)	Over Limit (dB)	Limit (dBuV/m)	Factor (dB)	Type
1			2390.000	49.867	19.183	-4.133	54.000	30.684	AV
2		*	2432.061	89.231	58.618	N/A	N/A	30.613	AV

Note: Measure Level (dB $\mu$ V/m) = Reading Level (dB $\mu$ V) + Factor (dB)

Factor (dB) = Cable Loss (dB) + Antenna Factor (dB/m).

Engineer: Roy Cheng	
Site: AC1	Time: 2014/07/14 - 13:35
Limit: FCC_Part15.209_RE(3m)	Margin: 0
Probe: BBHA9120D_1-18GHz	Polarity: Vertical
EUT: WIFI dual band 4 GE LAN GPON HGU	Power: AC 120V/60Hz
Note: Transmit by 802.11n-HT40 at channel 2427MHz Ant 0+1	

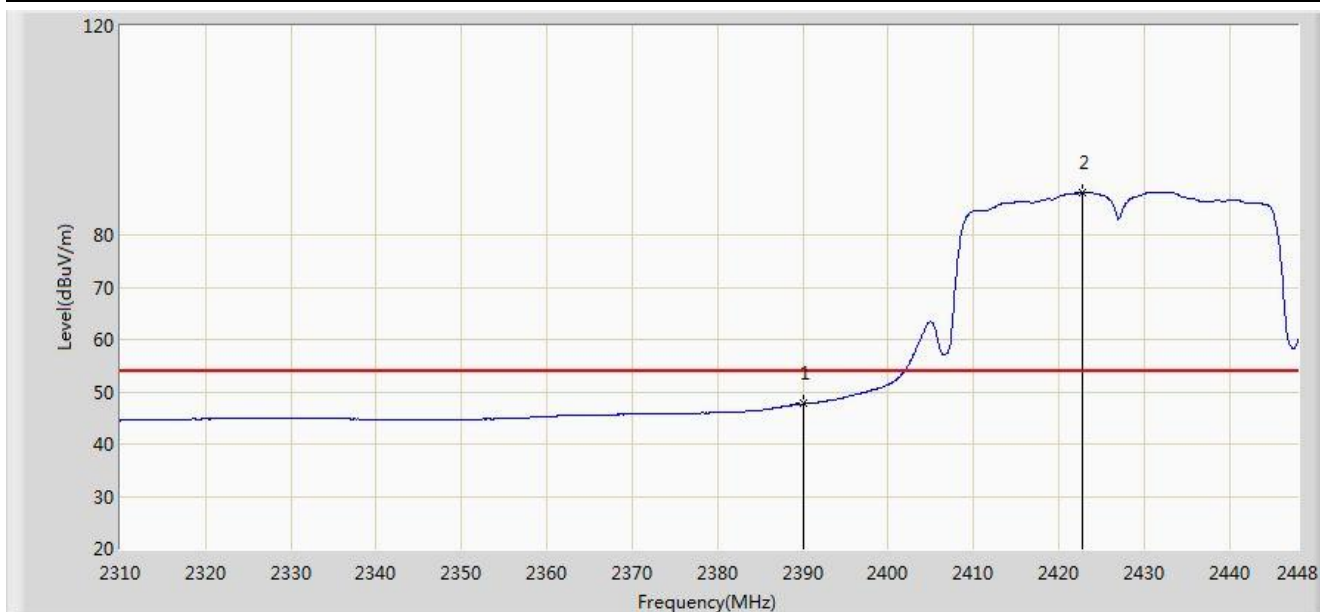


No	Flag	Mark	Frequency (MHz)	Measure Level (dBuV/m)	Reading Level (dBuV)	Over Limit (dB)	Limit (dBuV/m)	Factor (dB)	Type
1			2383.623	67.440	36.742	-6.560	74.000	30.698	PK
2			2390.000	66.373	35.689	-7.627	74.000	30.684	PK
3		*	2423.091	108.701	78.073	N/A	N/A	30.628	PK

Note: Measure Level (dBμV/m) = Reading Level (dBμV) + Factor (dB)

Factor (dB) = Cable Loss (dB) + Antenna Factor (dB/m).

Engineer: Roy Cheng	
Site: AC1	Time: 2014/07/14 - 13:38
Limit: FCC_Part15.209_RE(3m)	Margin: 0
Probe: BBHA9120D_1-18GHz	Polarity: Vertical
EUT: WIFI dual band 4 GE LAN GPON HGU	Power: AC 120V/60Hz
Note: Transmit by 802.11n-HT40 at channel 2427MHz Ant 0+1	



No	Flag	Mark	Frequency (MHz)	Measure Level (dBuV/m)	Reading Level (dBuV)	Over Limit (dB)	Limit (dBuV/m)	Factor (dB)	Type
1			2390.000	47.682	16.998	-6.318	54.000	30.684	AV
2		*	2422.815	88.175	57.547	N/A	N/A	30.628	AV

Note: Measure Level (dB $\mu$ V/m) = Reading Level (dB $\mu$ V) + Factor (dB)

Factor (dB) = Cable Loss (dB) + Antenna Factor (dB/m).

Engineer: Roy Cheng	
Site: AC1	Time: 2014/07/14 - 13:39
Limit: FCC_Part15.209_RE(3m)	Margin: 0
Probe: BBHA9120D_1-18GHz	Polarity: Horizontal
EUT: WIFI dual band 4 GE LAN GPON HGU	Power: AC 120V/60Hz
Note: Transmit by 802.11n-HT40 at channel 2447MHz Ant 0+1	

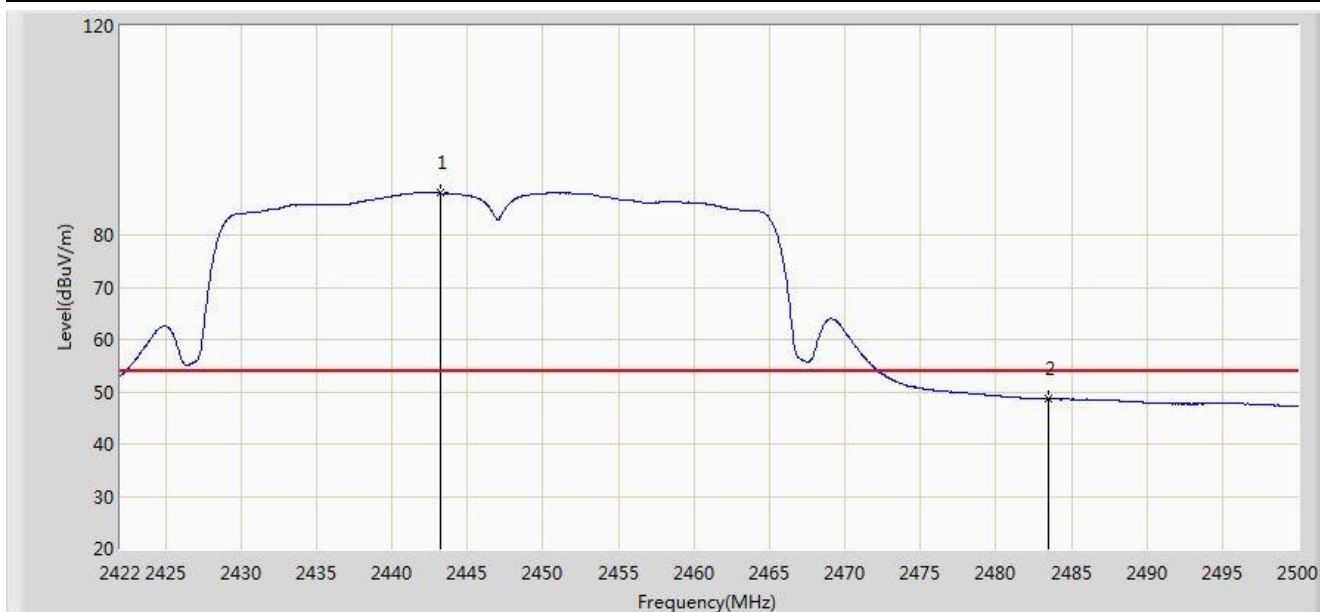


No	Flag	Mark	Frequency (MHz)	Measure Level (dBuV/m)	Reading Level (dBuV)	Over Limit (dB)	Limit (dBuV/m)	Factor (dB)	Type
1		*	2444.035	108.792	78.201	N/A	N/A	30.591	PK
2			2483.500	66.776	36.103	-7.224	74.000	30.673	PK
3			2484.322	70.177	39.502	-3.823	74.000	30.675	PK

Note: Measure Level (dB $\mu$ V/m) = Reading Level (dB $\mu$ V) + Factor (dB)

Factor (dB) = Cable Loss (dB) + Antenna Factor (dB/m).

Engineer: Roy Cheng	
Site: AC1	Time: 2014/07/14 - 13:42
Limit: FCC_Part15.209_RE(3m)	Margin: 0
Probe: BBHA9120D_1-18GHz	Polarity: Horizontal
EUT: WIFI dual band 4 GE LAN GPON HGU	Power: AC 120V/60Hz
Note: Transmit by 802.11n-HT40 at channel 2447MHz Ant 0+1	



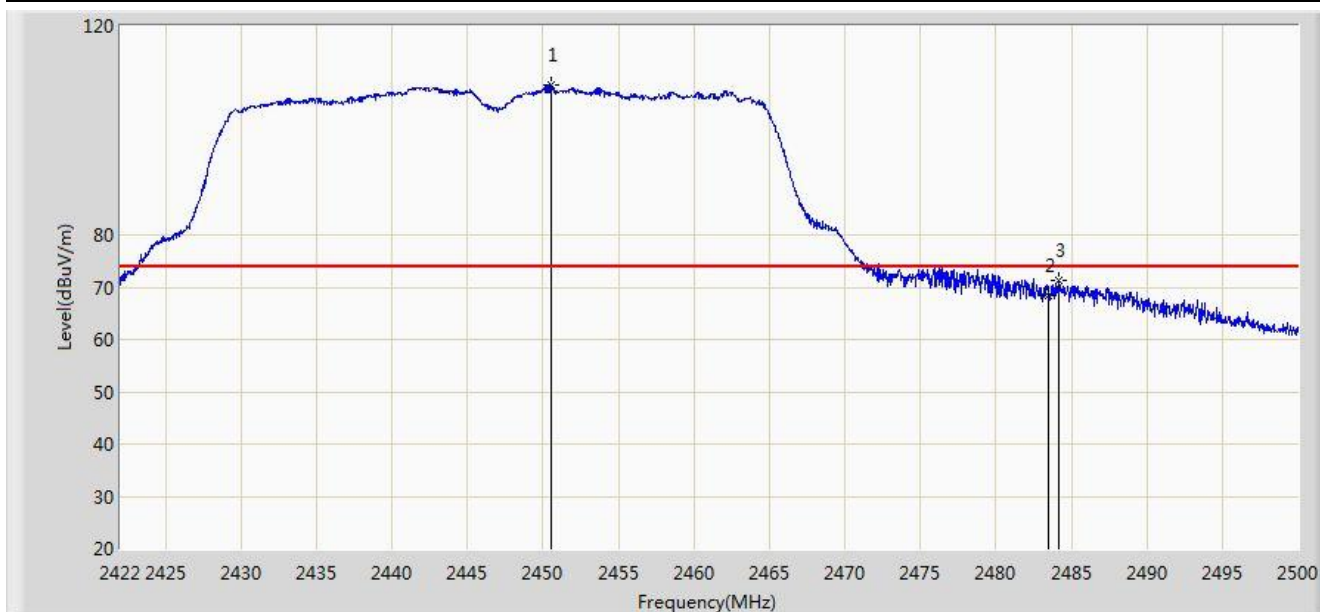
No	Flag	Mark	Frequency (MHz)	Measure Level (dBuV/m)	Reading Level (dBuV)	Over Limit (dB)	Limit (dBuV/m)	Factor (dB)	Type
1		*	2443.177	87.985	57.392	N/A	N/A	30.593	AV
2			2483.500	48.584	17.911	-5.416	54.000	30.673	AV

Note: Measure Level (dBμV/m) = Reading Level (dBμV) + Factor (dB)

Factor (dB) = Cable Loss (dB) + Antenna Factor (dB/m).



Engineer: Roy Cheng	
Site: AC1	Time: 2014/07/14 - 13:43
Limit: FCC_Part15.209_RE(3m)	Margin: 0
Probe: BBHA9120D_1-18GHz	Polarity: Vertical
EUT: WIFI dual band 4 GE LAN GPON HGU	Power: AC 120V/60Hz
Note: Transmit by 802.11n-HT40 at channel 2447MHz Ant 0+1	

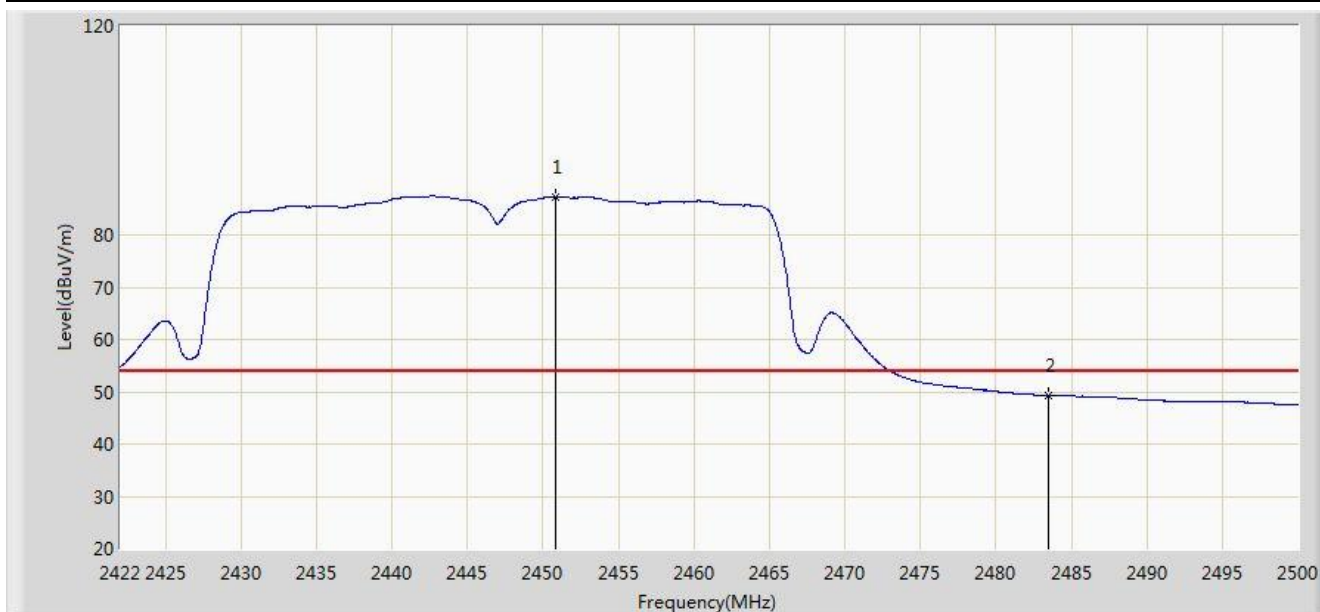


No	Flag	Mark	Frequency (MHz)	Measure Level (dBuV/m)	Reading Level (dBuV)	Over Limit (dB)	Limit (dBuV/m)	Factor (dB)	Type
1		*	2450.548	108.677	78.083	N/A	N/A	30.594	PK
2			2483.500	68.297	37.624	-5.703	74.000	30.673	PK
3			2484.166	71.186	40.511	-2.814	74.000	30.675	PK

Note: Measure Level (dB $\mu$ V/m) = Reading Level (dB $\mu$ V) + Factor (dB)

Factor (dB) = Cable Loss (dB) + Antenna Factor (dB/m).

Engineer: Roy Cheng	
Site: AC1	Time: 2014/07/14 - 13:43
Limit: FCC_Part15.209_RE(3m)	Margin: 0
Probe: BBHA9120D_1-18GHz	Polarity: Vertical
EUT: WIFI dual band 4 GE LAN GPON HGU	Power: AC 120V/60Hz
Note: Transmit by 802.11n-HT40 at channel 2447MHz Ant 0+1	



No	Flag	Mark	Frequency (MHz)	Measure Level (dBuV/m)	Reading Level (dBuV)	Over Limit (dB)	Limit (dBuV/m)	Factor (dB)	Type
1		*	2450.821	87.275	56.680	N/A	N/A	30.594	AV
2			2483.500	49.242	18.569	-4.758	54.000	30.673	AV

Note: Measure Level (dB $\mu$ V/m) = Reading Level (dB $\mu$ V) + Factor (dB)

Factor (dB) = Cable Loss (dB) + Antenna Factor (dB/m).

## 7.8. AC Conducted Emissions Measurement

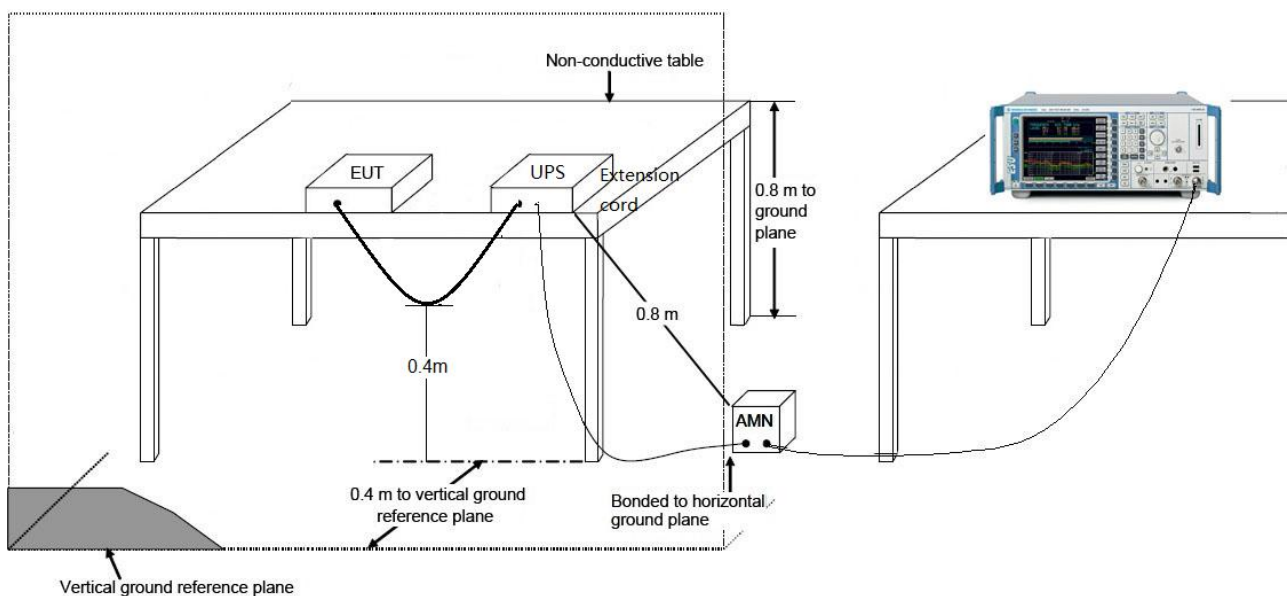
### 7.8.1. Test Limit

FCC Part 15 Subpart C Paragraph 15.207 Limits		
Frequency (MHz)	QP (dBuV)	AV (dBuV)
0.15 - 0.50	66 - 56	56 - 46
0.50 - 5.0	56	46
5.0 - 30	60	50

Note 1: The lower limit shall apply at the transition frequencies.

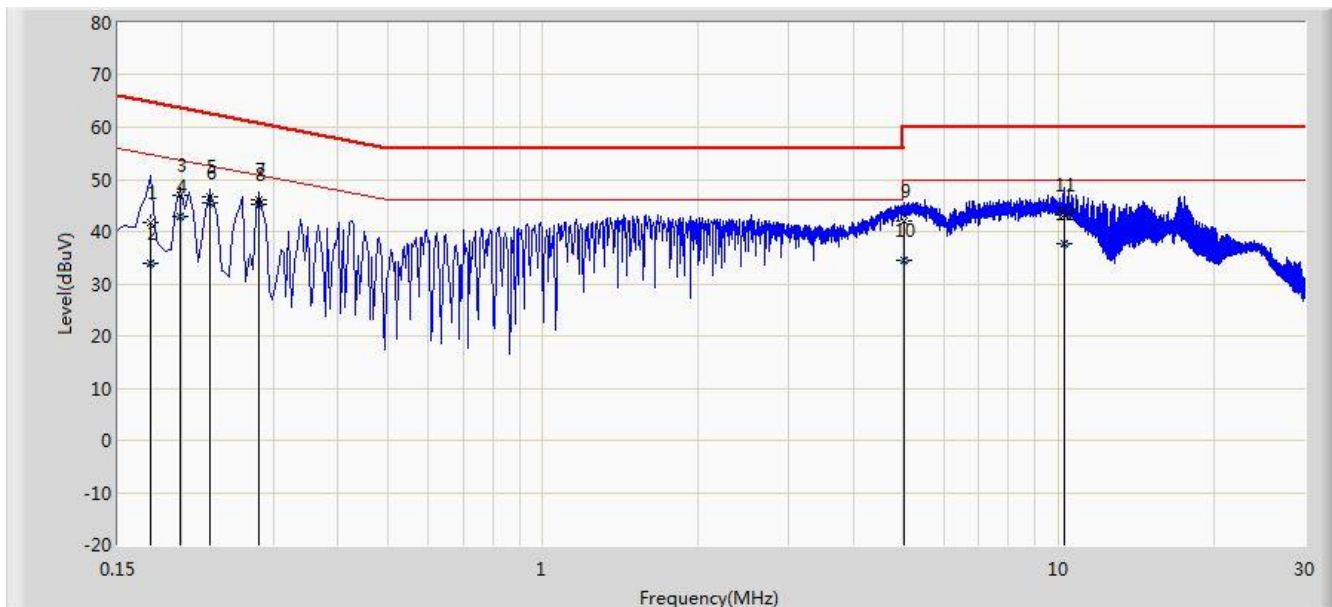
Note 2: The limit decreases linearly with the logarithm of the frequency in the range 0.15MHz to 0.5MHz.

### 7.8.2. Test Setup



### 7.8.3. Test Result

Tested By	Roy Cheng	Test Date	2014/07/12 - 10:56
Site	SR2	Power	AC 120V/60Hz
Limit	FCC_Part15.207_CE_Class B	Polarity	Line
AMN	LISN_101683-FILTER ON	Test Mode	Normal Operation

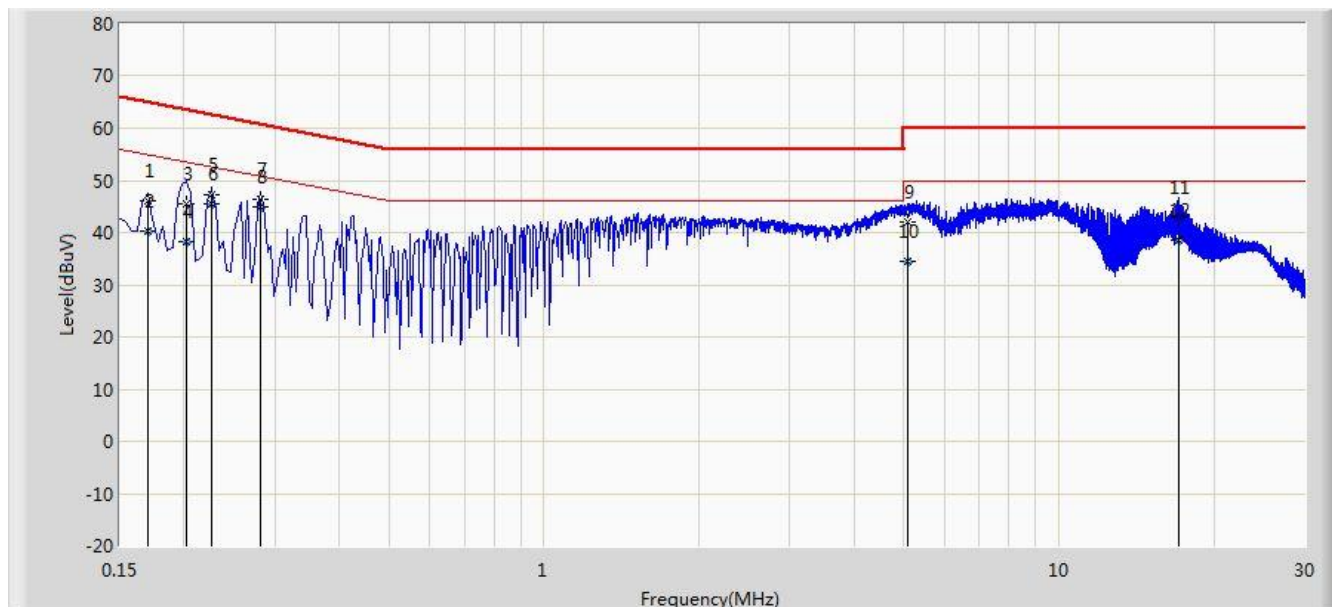


No	Flag	Mark	Frequency (MHz)	Measure Level (dBuV)	Reading Level (dBuV)	Over Limit (dB)	Limit (dBuV)	Factor (dB)	Type
1			0.174	41.843	31.775	-22.924	64.767	10.068	QP
2			0.174	33.919	23.851	-20.849	54.767	10.068	AV
3		*	0.198	46.957	36.952	-16.737	63.694	10.005	QP
4			0.198	42.786	32.781	-10.908	53.694	10.005	AV
5			0.226	46.789	36.845	-15.806	62.595	9.944	QP
6			0.226	45.554	35.610	-7.041	52.595	9.944	AV
7			0.282	46.190	36.200	-14.567	60.757	9.990	QP
8			0.282	45.262	35.273	-5.494	50.757	9.990	AV
9			5.030	41.957	31.923	-18.043	60.000	10.035	QP
10			5.030	34.435	24.400	-15.565	50.000	10.035	AV
11			10.282	43.240	33.105	-16.760	60.000	10.135	QP
12			10.282	37.589	27.454	-12.411	50.000	10.135	AV

Note: Measure Level (dBμV) = Reading Level (dBμV) + Factor (dB)

Factor (dB) = Cable Loss (dB) + LISN Factor (dB)

Tested By	Roy Cheng	Test Date	2014/07/12 - 11:03
Site	SR2	Power	AC 120V/60Hz
Limit	FCC_Part15.207_CE_Class B	Polarity	Neutral
AMN	LISN_101683-FILTER ON	Test Mode	Normal Operation



No	Flag	Mark	Frequency (MHz)	Measure Level (dBuV)	Reading Level (dBuV)	Over Limit (dB)	Limit (dBuV)	Factor (dB)	Type
1			0.170	45.977	35.913	-18.983	64.960	10.064	QP
2			0.170	40.342	30.278	-14.618	54.960	10.064	AV
3		*	0.202	45.608	35.600	-17.920	63.528	10.008	QP
4			0.202	38.208	28.200	-15.320	53.528	10.008	AV
5			0.226	47.229	37.246	-15.366	62.595	9.982	QP
6			0.226	45.634	35.652	-6.961	52.595	9.982	AV
7			0.282	46.323	36.298	-14.434	60.757	10.025	QP
8			0.282	45.067	35.043	-5.690	50.757	10.025	AV
9			5.070	42.129	32.076	-17.871	60.000	10.053	QP
10			5.070	34.603	24.550	-15.397	50.000	10.053	AV
11			17.030	42.797	32.678	-17.203	60.000	10.120	QP
12			17.030	38.557	28.437	-11.443	50.000	10.120	AV

Note: Measure Level (dB $\mu$ V) = Reading Level (dB $\mu$ V) + Factor (dB)

Factor (dB) = Cable Loss (dB) + LISN Factor (dB)

## 8. CONCLUSION

The data collected relate only the item(s) tested and show that the **WIFI dual band 4 GE LAN GPON HGU FCC ID: 2ABLK-8X4G-1** is in compliance with Part 15C of the FCC Rules.

————— The End —————