

Test Mode:	802.11n-HT40 - Ant 0 + 1	Test Site:	AC1
Test Channel:	06	Test Engineer:	Roy Cheng
Remark:	1. Average measurement was not performed if peak level lower than average limit. 2. Other frequency was 20dB below limit line within 1-18GHz, there is not show in the report.		

Mark	Frequency (MHz)	Reading Level (dB μ V)	Factor (dB)	Measure Level (dB μ V/m)	Limit (dB μ V/m)	Margin (dB)	Detector	Polarization
	4867.5	42.6	2.7	45.3	74.0	-28.7	Peak	Horizontal
*	6431.5	40.2	5.6	45.8	90.3	-44.5	Peak	Horizontal
	9142.3	35.6	9.8	45.4	74.0	-28.6	Peak	Horizontal
*	9652.2	34.9	11.0	45.9	90.3	-44.4	Peak	Horizontal
	4726.5	36.4	2.5	38.9	74.0	-35.1	Peak	Vertical
*	6431.5	39.0	5.6	44.6	90.3	-45.7	Peak	Vertical
	9142.3	35.1	9.8	44.9	74.0	-29.1	Peak	Vertical
*	12752.0	35.4	11.7	47.1	90.3	-43.2	Peak	Vertical

Note 1: "*" is not in restricted band, its limit is 20dBc of the fundamental emission level (110.3dB μ V/m).

Note 2: Measure Level (dB μ V/m) = Reading Level (dB μ V) + Factor (dB)

Factor (dB) = Cable Loss (dB) + Antenna Factor (dB/m) - Pre_Amplifier Gain (dB)

Test Mode:	802.11n-HT40 - Ant 0 + 1	Test Site:	AC1
Test Channel:	09	Test Engineer:	Roy Cheng
Remark:	1. Average measurement was not performed if peak level lower than average limit. 2. Other frequency was 20dB below limit line within 1-18GHz, there is not show in the report.		

Mark	Frequency (MHz)	Reading Level (dB μ V)	Factor (dB)	Measure Level (dB μ V/m)	Limit (dB μ V/m)	Margin (dB)	Detector	Polarization
	4862.5	37.0	2.7	39.7	74.0	-34.3	Peak	Horizontal
*	6431.5	41.0	5.6	46.6	85.9	-39.3	Peak	Horizontal
	9152.4	35.1	9.8	44.9	74.0	-29.1	Peak	Horizontal
*	12762.6	35.5	11.7	47.2	85.9	-38.7	Peak	Horizontal
	4732.4	36.0	2.5	38.5	74.0	-35.5	Peak	Vertical
*	6753.2	36.3	5.7	42.0	85.9	-43.9	Peak	Vertical
	8416.3	36.2	8.1	44.3	74.0	-29.7	Peak	Vertical
*	9612.2	34.6	10.9	45.5	85.9	-40.4	Peak	Vertical

Note 1: "*" is not in restricted band, its limit is 20dBc of the fundamental emission level (105.9dB μ V/m).

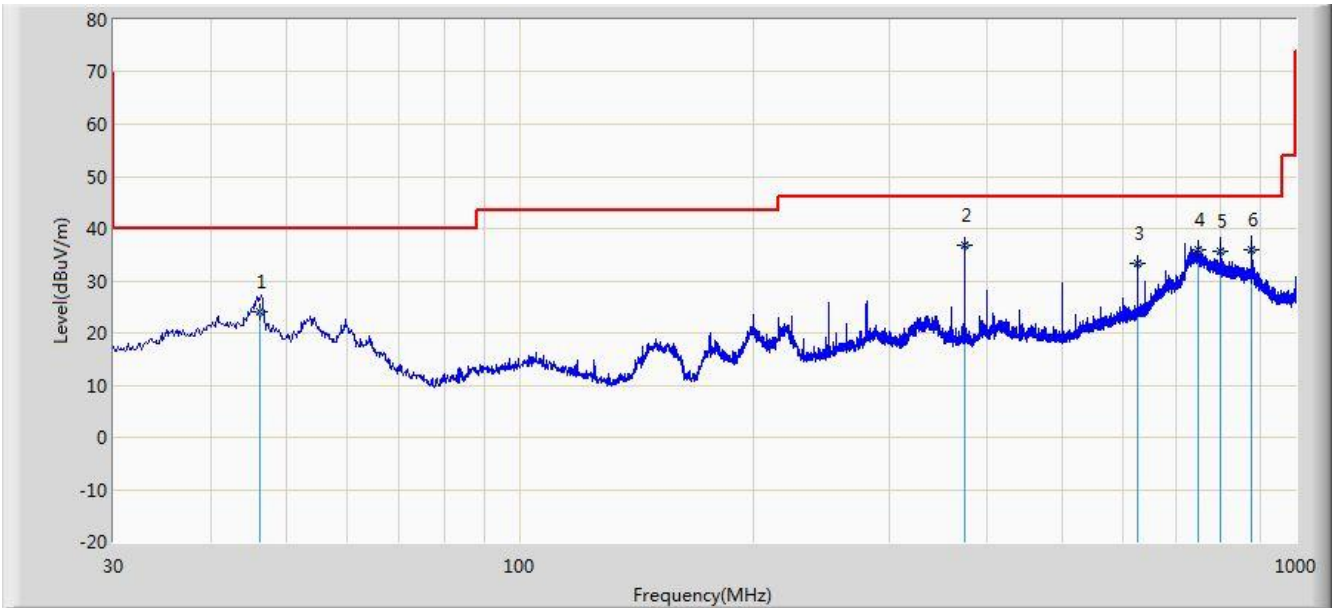
Note 2: Measure Level (dB μ V/m) = Reading Level (dB μ V) + Factor (dB)

Factor (dB) = Cable Loss (dB) + Antenna Factor (dB/m) - Pre_Amplifier Gain (dB)

The worst case of Radiated Emission below 1GHz:

Site: AC1	Time: 2015/02/05 - 10:04
Limit: FCC_Part15.209_RE(3m)	Engineer: Milo Li
Probe: VULB9162_0.03-8GHz	Polarity: Horizontal
EUT: WiFi Concurrent 4 Port GE LAN VoIP Ethernet Gateway with USB	Power: AC 120V/60Hz

Note: There is the worst case within frequency range 30MHz~1GHz.

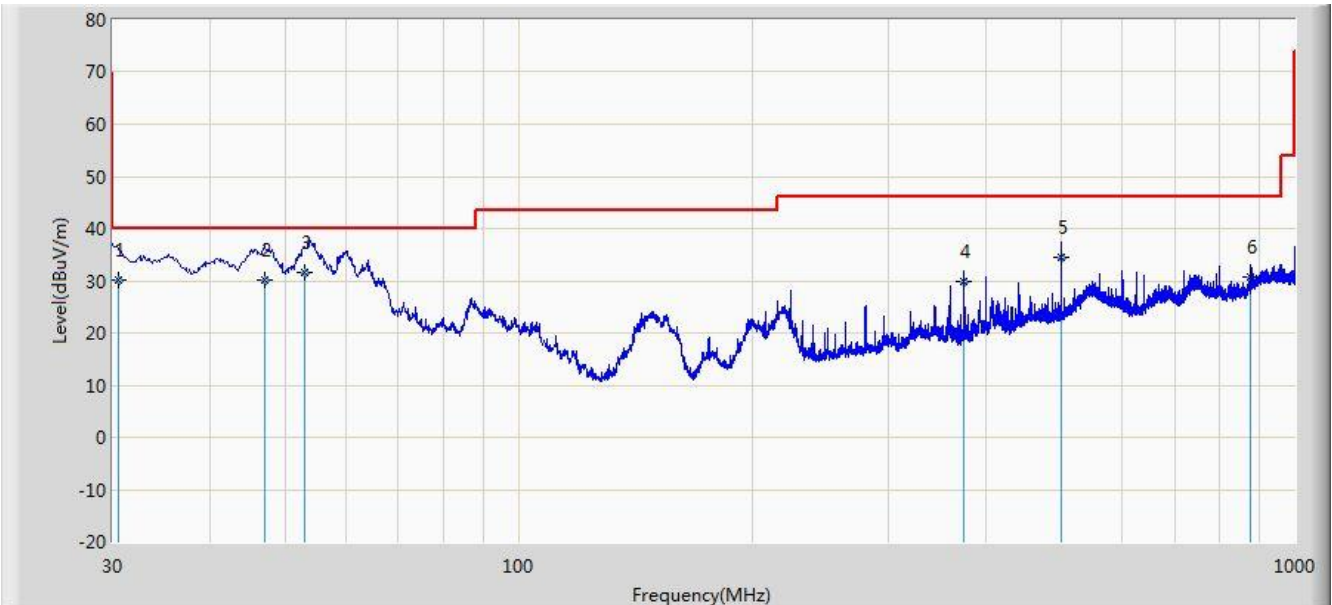


No	Flag	Mark	Frequency (MHz)	Measure Level (dBuV/m)	Reading Level (dBuV)	Over Limit (dB)	Limit (dBuV/m)	Factor (dB)	Type
1			46.330	24.194	9.230	-15.806	40.000	14.964	QP
2		*	375.000	36.752	20.600	-9.248	46.000	16.152	QP
3			625.000	33.291	13.030	-12.709	46.000	20.261	QP
4			750.000	35.995	13.880	-10.005	46.000	22.115	QP
5			800.000	35.740	13.020	-10.260	46.000	22.720	QP
6			875.000	35.947	12.170	-10.053	46.000	23.776	QP

Note: Measure Level (dB μ V/m) = Reading Level (dB μ V) + Factor (dB)

Factor (dB) = Cable Loss (dB) + Antenna Factor (dB/m)

Site: AC1	Time: 2015/02/05 - 10:07
Limit: FCC_Part15.209_RE(3m)	Engineer: Milo Li
Probe: VULB9162_0.03-8GHz	Polarity: Vertical
EUT: WiFi Concurrent 4 Port GE LAN VoIP Ethernet Gateway with USB	Power: AC 120V/60Hz
Note: There is the worst case within frequency range 30MHz~1GHz.	

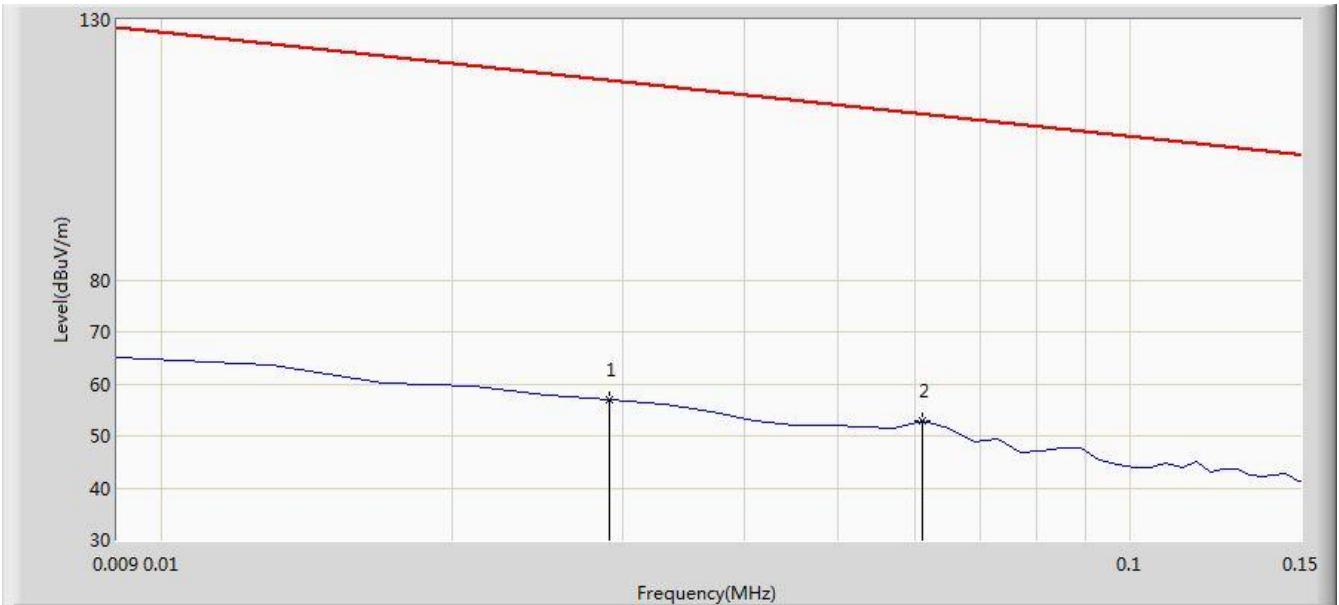


No	Flag	Mark	Frequency (MHz)	Measure Level (dBuV/m)	Reading Level (dBuV)	Over Limit (dB)	Limit (dBuV/m)	Factor (dB)	Type
1			30.540	30.078	17.960	-9.922	40.000	12.118	QP
2			47.050	30.173	15.220	-9.827	40.000	14.952	QP
3		*	53.010	31.546	16.690	-8.454	40.000	14.857	QP
4			375.000	29.712	13.560	-16.288	46.000	16.152	QP
5			500.000	34.600	16.370	-11.400	46.000	18.230	QP
6			875.000	30.647	6.870	-15.353	46.000	23.776	QP

Note: Measure Level (dB μ V/m) = Reading Level (dB μ V) + Factor (dB)

Factor (dB) = Cable Loss (dB) + Antenna Factor (dB/m)

Site: AC1	Time: 2015/02/05 - 09:44
Limit: FCC_Part15.209_RE(3m)	Engineer: Roy Cheng
Probe: FMZB1519_0.009-30MHz	Polarity: Face on
EUT: WiFi Concurrent 4 Port GE LAN VoIP Ethernet Gateway with USB	Power: AC 120V/60Hz
Note: There is the ambient noise within frequency range 9kHz~30MHz.	

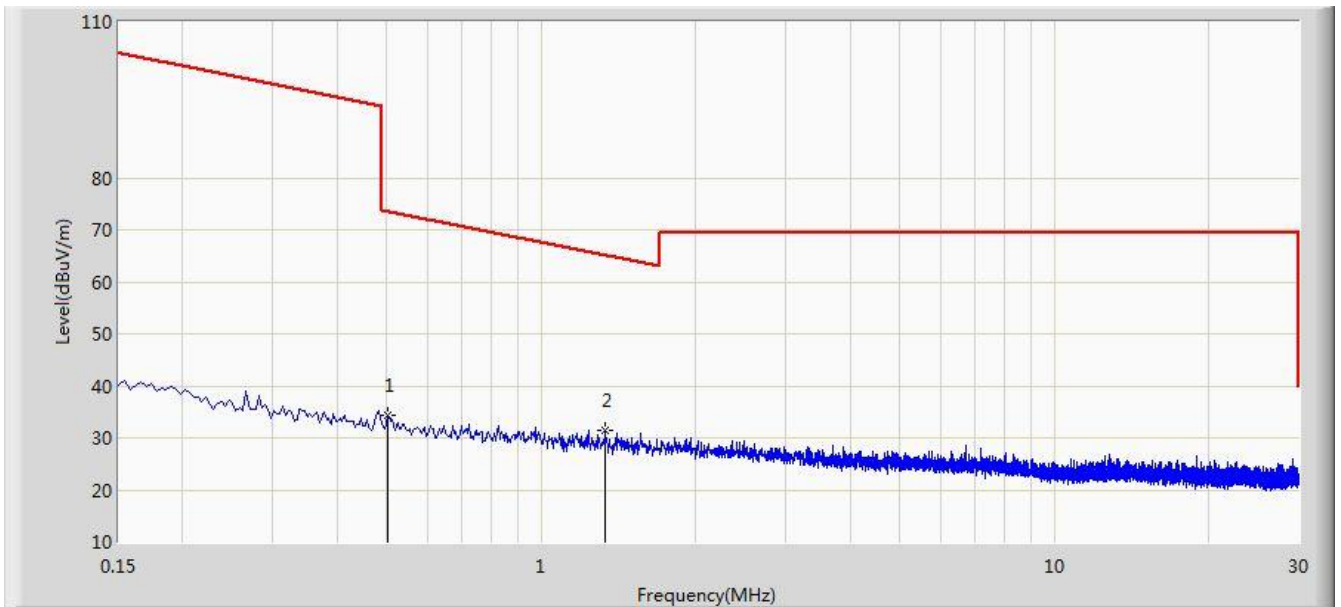


No	Flag	Mark	Frequency (MHz)	Measure Level (dBuV/m)	Reading Level (dBuV)	Over Limit (dB)	Limit (dBuV/m)	Factor (dB)	Type
1			0.029	56.893	35.844	-61.463	118.356	21.049	QP
2		*	0.061	52.853	32.542	-59.045	111.898	20.311	QP

Note: Measure Level (dBuV/m) = Reading Level (dBuV) + Factor (dB)

Factor (dB) = Cable Loss (dB) + Antenna Factor (dB/m)

Site: AC1	Time: 2015/02/05 - 09:44
Limit: FCC_Part15.209_RE(3m)	Engineer: Roy Cheng
Probe: FMZB1519_0.009-30MHz	Polarity: Face on
EUT: WiFi Concurrent 4 Port GE LAN VoIP Ethernet Gateway with USB	Power: AC 120V/60Hz
Note: There is the ambient noise within frequency range 9kHz~30MHz.	

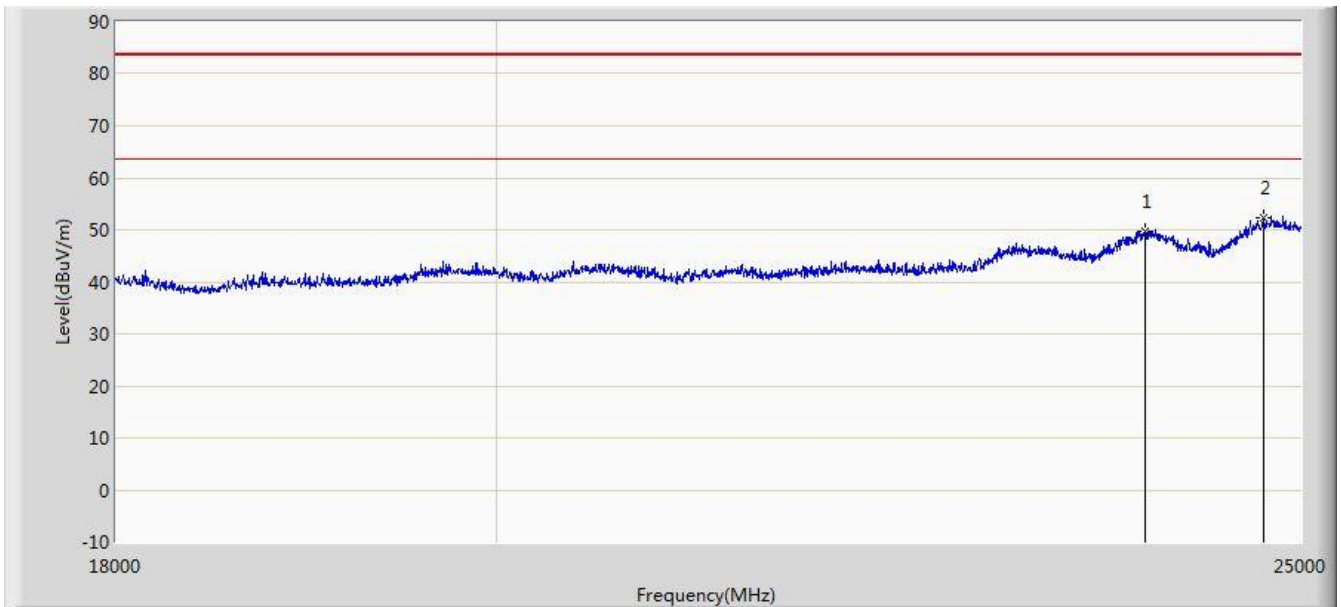


No	Flag	Mark	Frequency (MHz)	Measure Level (dBuV/m)	Reading Level (dBuV)	Over Limit (dB)	Limit (dBuV/m)	Factor (dB)	Type
1			0.502	34.370	13.947	-39.220	73.590	20.423	QP
2		*	1.334	31.595	11.104	-33.530	65.125	20.491	QP

Note: Measure Level (dB μ V/m) = Reading Level (dB μ V) + Factor (dB)

Factor (dB) = Cable Loss (dB) + Antenna Factor (dB/m)

Site: AC1	Time: 2015/02/05 - 10:21
Limit: FCC_Part15.209_RE(1m)	Engineer: Roy Cheng
Probe: BBHA9170_18-40GHz	Polarity: Horizontal
EUT: WiFi Concurrent 4 Port GE LAN VoIP Ethernet Gateway with USB	Power: AC 120V/60Hz
Note: There is the ambient noise within frequency range 18GHz~25GHz.	

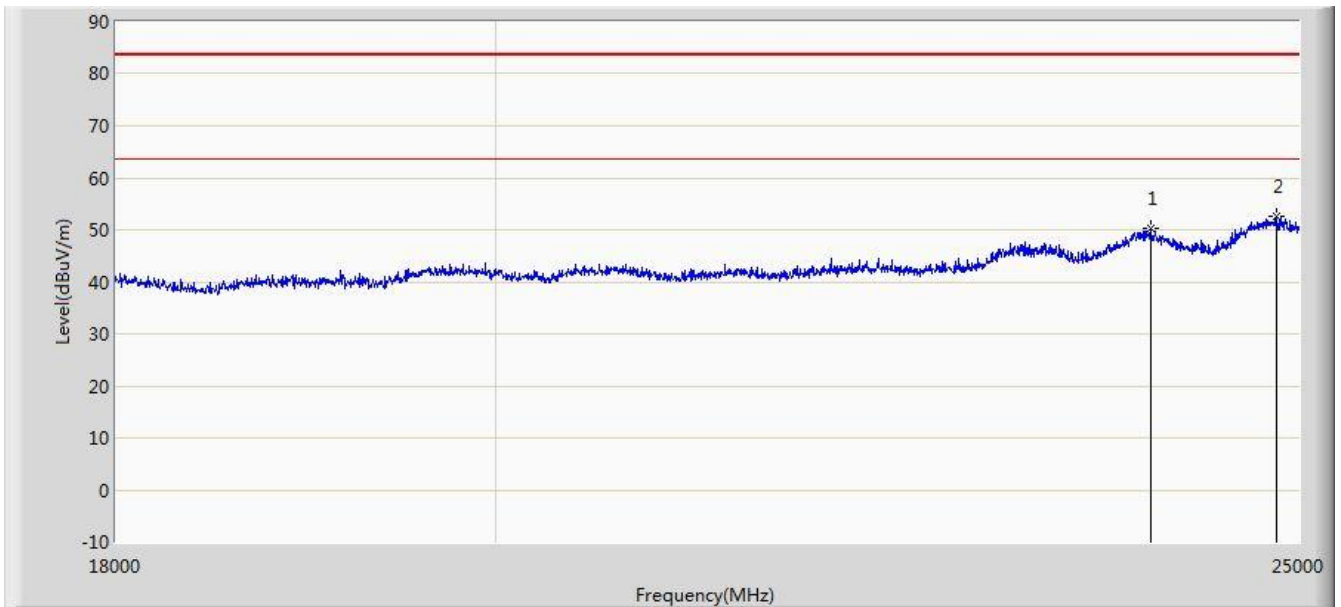


No	Flag	Mark	Frequency (MHz)	Measure Level (dBuV/m)	Reading Level (dBuV)	Over Limit (dB)	Limit (dBuV/m)	Factor (dB)	Type
1			23943.000	49.776	35.866	-33.724	83.500	13.910	PK
2		*	24741.000	52.375	37.681	-31.125	83.500	14.694	PK

Note: Measure Level (dBuV/m) = Reading Level (dBuV) + Factor (dB)

Factor (dB) = Cable Loss (dB) + Antenna Factor (dB/m) - Pre_Amplifier Gain (dB)

Site: AC1	Time: 2015/02/05 - 10:21
Limit: FCC_Part15.209_RE(1m)	Engineer: Roy Cheng
Probe: BBHA9170_18-40GHz	Polarity: Vertical
EUT: WiFi Concurrent 4 Port GE LAN VoIP Ethernet Gateway with USB	Power: AC 120V/60Hz
Note: There is the ambient noise within frequency range 18GHz~25GHz.	



No	Flag	Mark	Frequency (MHz)	Measure Level (dBuV/m)	Reading Level (dBuV)	Over Limit (dB)	Limit (dBuV/m)	Factor (dB)	Type
1			23999.000	50.379	36.435	-33.121	83.500	13.944	PK
2		*	24846.000	52.503	37.735	-30.997	83.500	14.768	PK

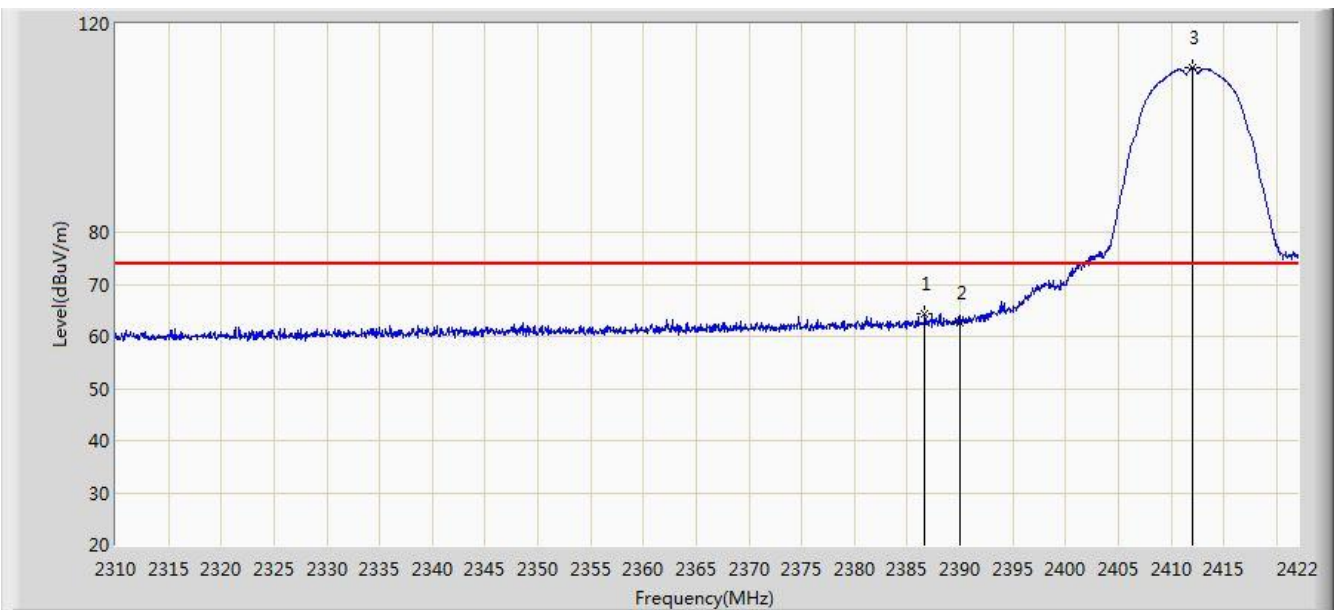
Note: Measure Level (dBuV/m) = Reading Level (dBuV) + Factor (dB)

Factor (dB) = Cable Loss (dB) + Antenna Factor (dB/m) - Pre_Amplifier Gain (dB)

7.7. Radiated Restricted Band Edge Measurement

7.7.1. Test Result

Site: AC1	Time: 2015/03/02 - 09:34
Limit: FCC_Part15.209_RE(3m)	Engineer: Roy Cheng
Probe: BBHA9120D_1-18GHz	Polarity: Horizontal
EUT: WiFi Concurrent 4 Port GE LAN VoIP Ethernet Gateway with USB	Power: AC 120V/60Hz
Test Mode: Transmit at channel 2412MHz by 802.11b Ant 0	

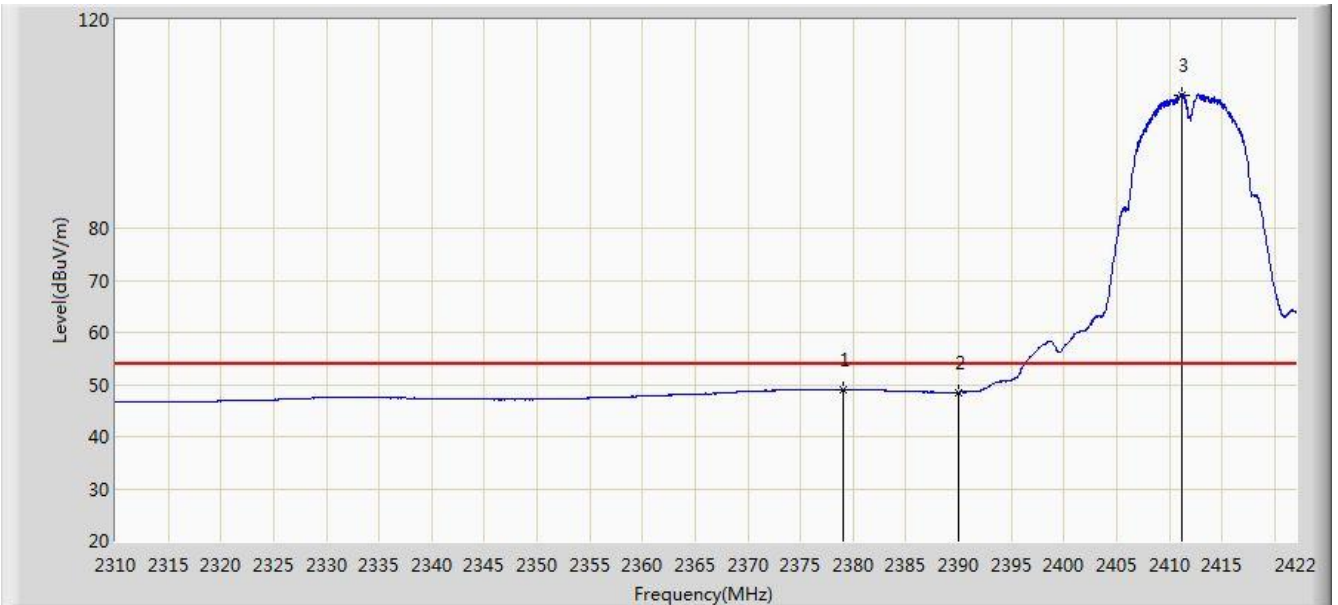


No	Flag	Mark	Frequency (MHz)	Measure Level (dBuV/m)	Reading Level (dBuV)	Over Limit (dB)	Limit (dBuV/m)	Factor (dB)	Type
1			2386.664	64.357	33.148	-9.643	74.000	31.208	PK
2			2390.000	62.560	31.357	-11.440	74.000	31.203	PK
3		*	2412.032	111.620	80.450	N/A	N/A	31.170	PK

Note: Measure Level (dBuV/m) = Reading Level (dBuV) + Factor (dB)

Factor (dB) = Cable Loss (dB) + Antenna Factor (dB/m).

Site: AC1	Time: 2015/03/02 - 09:39
Limit: FCC_Part15.209_RE(3m)	Engineer: Roy Cheng
Probe: BBHA9120D_1-18GHz	Polarity: Horizontal
EUT: WiFi Concurrent 4 Port GE LAN VoIP Ethernet Gateway with USB	Power: AC 120V/60Hz
Test Mode: Transmit at channel 2412MHz by 802.11b Ant 0	

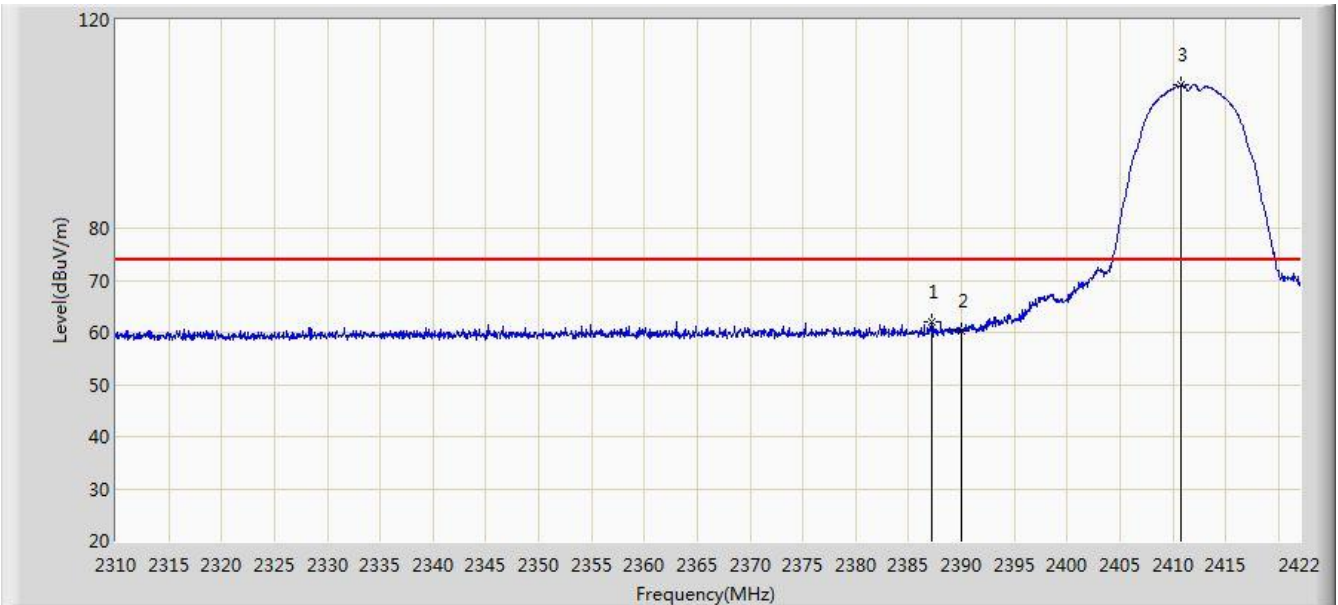


No	Flag	Mark	Frequency (MHz)	Measure Level (dBuV/m)	Reading Level (dBuV)	Over Limit (dB)	Limit (dBuV/m)	Factor (dB)	Type
1			2379.104	49.087	17.864	-4.913	54.000	31.223	AV
2			2390.000	48.463	17.260	-5.537	54.000	31.203	AV
3		*	2411.192	105.613	74.442	N/A	N/A	31.171	AV

Note: Measure Level (dBuV/m) = Reading Level (dBuV) + Factor (dB)

Factor (dB) = Cable Loss (dB) + Antenna Factor (dB/m).

Site: AC1	Time: 2015/03/02 - 09:40
Limit: FCC_Part15.209_RE(3m)	Engineer: Roy Cheng
Probe: BBHA9120D_1-18GHz	Polarity: Vertical
EUT: WiFi Concurrent 4 Port GE LAN VoIP Ethernet Gateway with USB	Power: AC 120V/60Hz
Test Mode: Transmit at channel 2412MHz by 802.11b Ant 0	

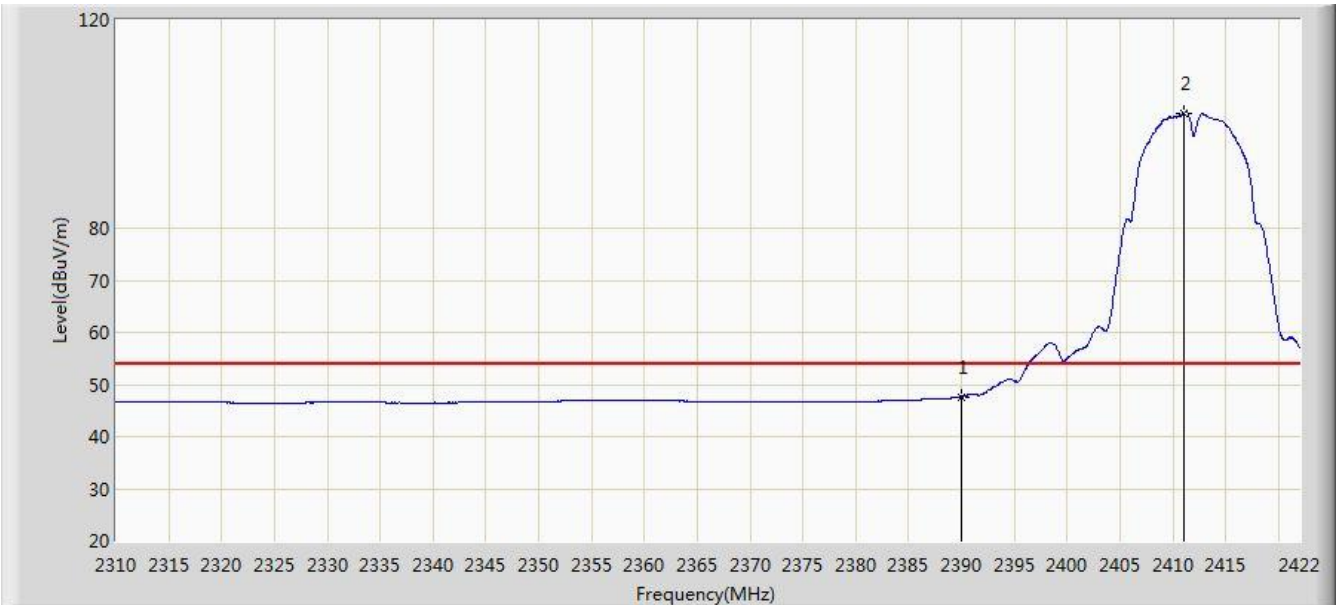


No	Flag	Mark	Frequency (MHz)	Measure Level (dBuV/m)	Reading Level (dBuV)	Over Limit (dB)	Limit (dBuV/m)	Factor (dB)	Type
1			2387.224	61.927	30.719	-12.073	74.000	31.208	PK
2			2390.000	60.299	29.096	-13.701	74.000	31.203	PK
3		*	2410.744	107.477	76.305	N/A	N/A	31.172	PK

Note: Measure Level (dBuV/m) = Reading Level (dBuV) + Factor (dB)

Factor (dB) = Cable Loss (dB) + Antenna Factor (dB/m).

Site: AC1	Time: 2015/03/02 - 09:43
Limit: FCC_Part15.209_RE(3m)	Engineer: Roy Cheng
Probe: BBHA9120D_1-18GHz	Polarity: Vertical
EUT: WiFi Concurrent 4 Port GE LAN VoIP Ethernet Gateway with USB	Power: AC 120V/60Hz
Test Mode: Transmit at channel 2412MHz by 802.11b Ant 0	

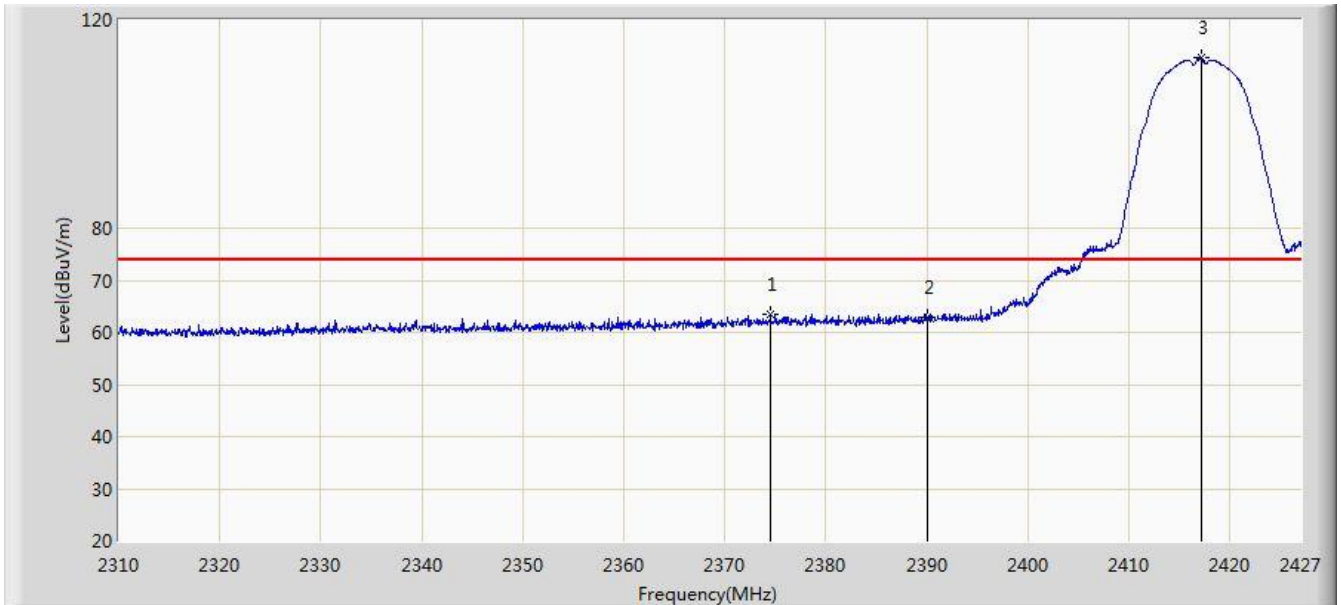


No	Flag	Mark	Frequency (MHz)	Measure Level (dBuV/m)	Reading Level (dBuV)	Over Limit (dB)	Limit (dBuV/m)	Factor (dB)	Type
1			2390.000	47.677	16.474	-6.323	54.000	31.203	AV
2		*	2411.080	102.157	70.986	N/A	N/A	31.171	AV

Note: Measure Level (dB μ V/m) = Reading Level (dB μ V) + Factor (dB)

Factor (dB) = Cable Loss (dB) + Antenna Factor (dB/m).

Site: AC1	Time: 2015/03/02 - 09:46
Limit: FCC_Part15.209_RE(3m)	Engineer: Roy Cheng
Probe: BBHA9120D_1-18GHz	Polarity: Horizontal
EUT: WiFi Concurrent 4 Port GE LAN VoIP Ethernet Gateway with USB	Power: AC 120V/60Hz
Test Mode: Transmit at channel 2417MHz by 802.11b Ant 0	

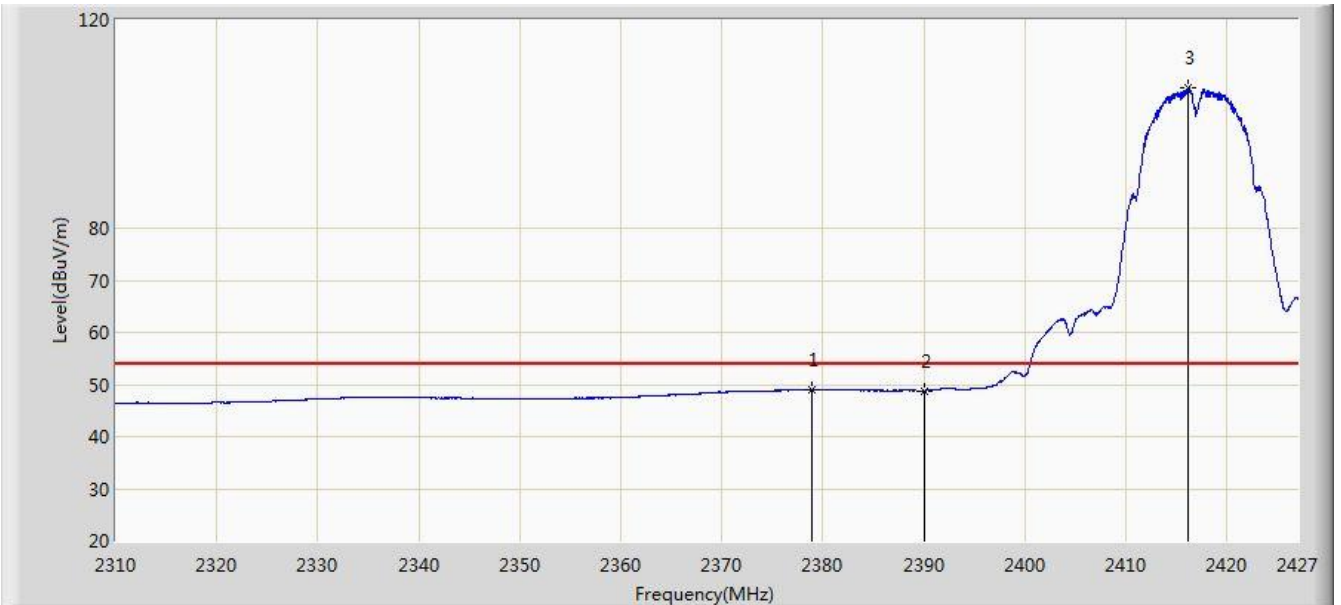


No	Flag	Mark	Frequency (MHz)	Measure Level (dBuV/m)	Reading Level (dBuV)	Over Limit (dB)	Limit (dBuV/m)	Factor (dB)	Type
1			2374.525	63.342	32.111	-10.658	74.000	31.231	PK
2			2390.000	62.915	31.712	-11.085	74.000	31.203	PK
3		*	2417.114	112.633	81.472	N/A	N/A	31.161	PK

Note: Measure Level (dBuV/m) = Reading Level (dBuV) + Factor (dB)

Factor (dB) = Cable Loss (dB) + Antenna Factor (dB/m).

Site: AC1	Time: 2015/03/02 - 09:51
Limit: FCC_Part15.209_RE(3m)	Engineer: Roy Cheng
Probe: BBHA9120D_1-18GHz	Polarity: Horizontal
EUT: WiFi Concurrent 4 Port GE LAN VoIP Ethernet Gateway with USB	Power: AC 120V/60Hz
Test Mode: Transmit at channel 2417MHz by 802.11b Ant 0	

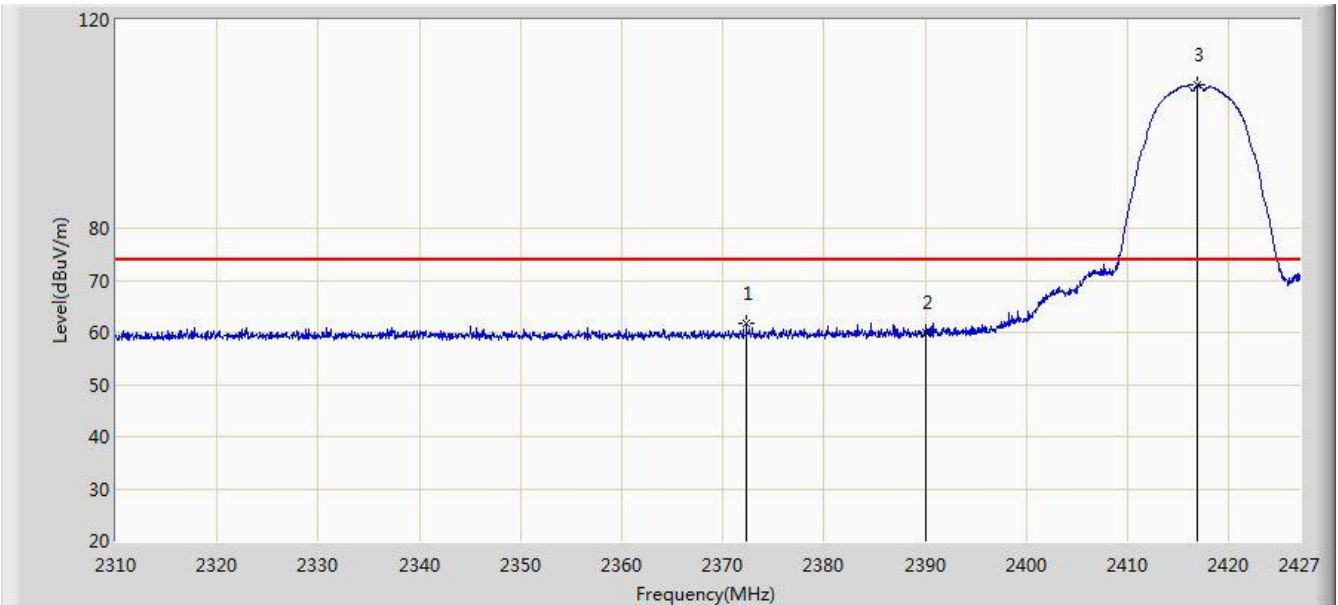


No	Flag	Mark	Frequency (MHz)	Measure Level (dBuV/m)	Reading Level (dBuV)	Over Limit (dB)	Limit (dBuV/m)	Factor (dB)	Type
1			2378.971	49.052	17.829	-4.948	54.000	31.223	AV
2			2390.000	48.811	17.608	-5.189	54.000	31.203	AV
3		*	2416.177	106.884	75.722	N/A	N/A	31.162	AV

Note: Measure Level (dBuV/m) = Reading Level (dBuV) + Factor (dB)

Factor (dB) = Cable Loss (dB) + Antenna Factor (dB/m).

Site: AC1	Time: 2015/03/02 - 09:52
Limit: FCC_Part15.209_RE(3m)	Engineer: Roy Cheng
Probe: BBHA9120D_1-18GHz	Polarity: Vertical
EUT: WiFi Concurrent 4 Port GE LAN VoIP Ethernet Gateway with USB	Power: AC 120V/60Hz
Test Mode: Transmit at channel 2417MHz by 802.11b Ant 0	

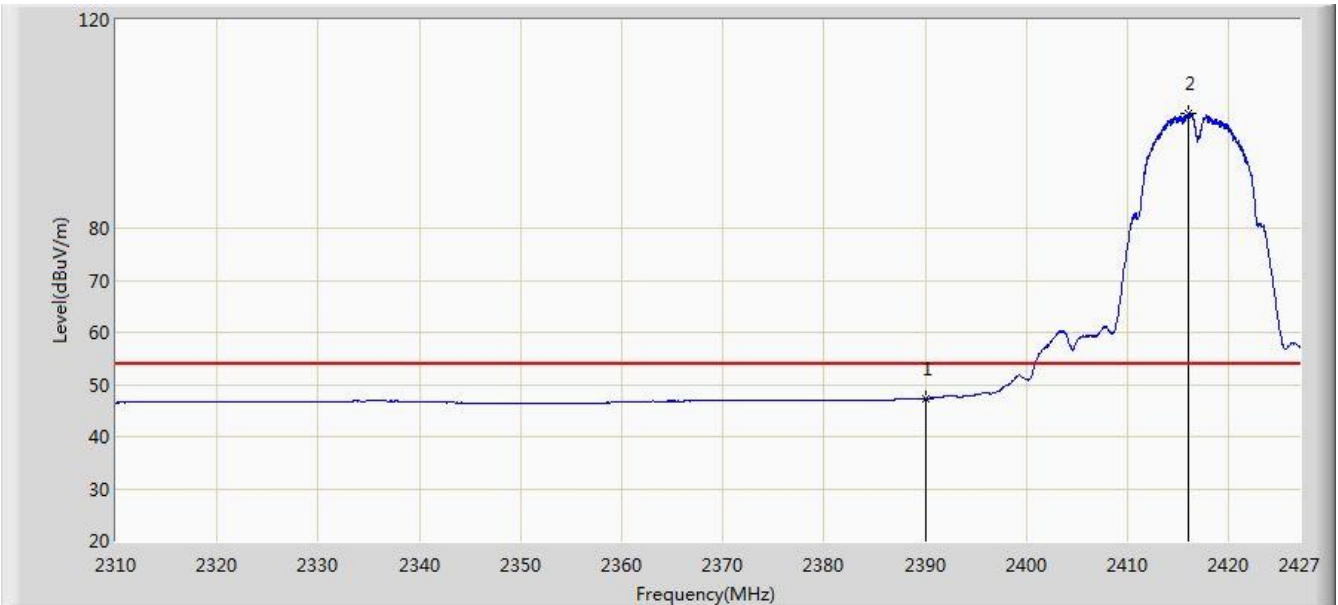


No	Flag	Mark	Frequency (MHz)	Measure Level (dBuV/m)	Reading Level (dBuV)	Over Limit (dB)	Limit (dBuV/m)	Factor (dB)	Type
1			2372.302	61.814	30.579	-12.186	74.000	31.236	PK
2			2390.000	59.938	28.735	-14.062	74.000	31.203	PK
3		*	2416.879	107.485	76.324	N/A	N/A	31.161	PK

Note: Measure Level (dBuV/m) = Reading Level (dBuV) + Factor (dB)

Factor (dB) = Cable Loss (dB) + Antenna Factor (dB/m).

Site: AC1	Time: 2015/03/02 - 09:56
Limit: FCC_Part15.209_RE(3m)	Engineer: Roy Cheng
Probe: BBHA9120D_1-18GHz	Polarity: Vertical
EUT: WiFi Concurrent 4 Port GE LAN VoIP Ethernet Gateway with USB	Power: AC 120V/60Hz
Test Mode: Transmit at channel 2417MHz by 802.11b Ant 0	

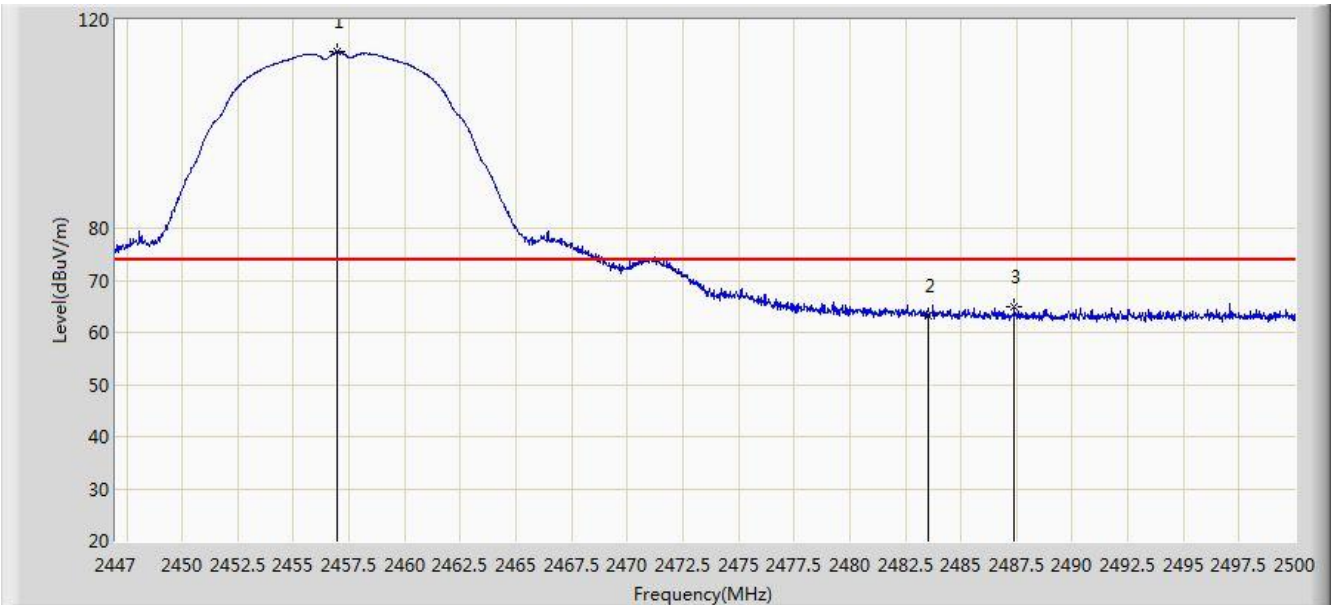


No	Flag	Mark	Frequency (MHz)	Measure Level (dBuV/m)	Reading Level (dBuV)	Over Limit (dB)	Limit (dBuV/m)	Factor (dB)	Type
1			2390.000	47.317	16.114	-6.683	54.000	31.203	AV
2		*	2416.061	101.929	70.766	N/A	N/A	31.162	AV

Note: Measure Level (dB μ V/m) = Reading Level (dB μ V) + Factor (dB)

Factor (dB) = Cable Loss (dB) + Antenna Factor (dB/m).

Site: AC1	Time: 2015/03/02 - 09:58
Limit: FCC_Part15.209_RE(3m)	Engineer: Roy Cheng
Probe: BBHA9120D_1-18GHz	Polarity: Horizontal
EUT: WiFi Concurrent 4 Port GE LAN VoIP Ethernet Gateway with USB	Power: AC 120V/60Hz
Test Mode: Transmit at channel 2457MHz by 802.11b Ant 0	

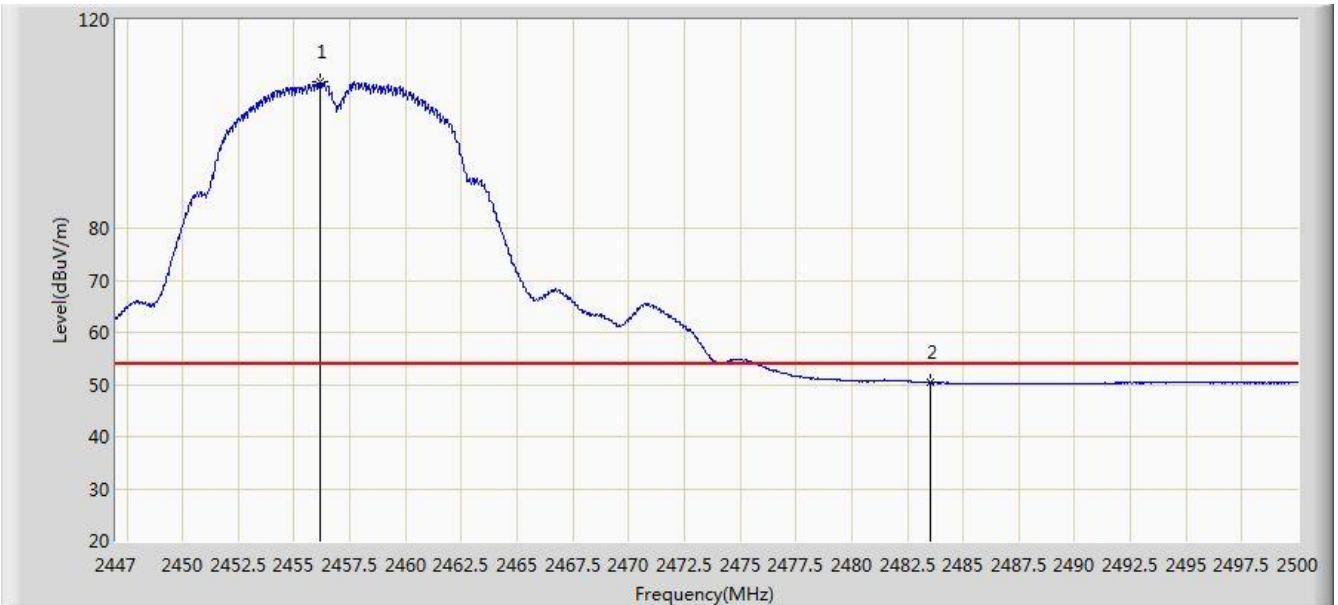


No	Flag	Mark	Frequency (MHz)	Measure Level (dBuV/m)	Reading Level (dBuV)	Over Limit (dB)	Limit (dBuV/m)	Factor (dB)	Type
1		*	2456.937	113.863	82.737	N/A	N/A	31.127	PK
2			2483.500	63.318	32.125	-10.682	74.000	31.194	PK
3			2487.386	64.896	33.692	-9.104	74.000	31.204	PK

Note: Measure Level (dBuV/m) = Reading Level (dBuV) + Factor (dB)

Factor (dB) = Cable Loss (dB) + Antenna Factor (dB/m).

Site: AC1	Time: 2015/03/02 - 10:05
Limit: FCC_Part15.209_RE(3m)	Engineer: Roy Cheng
Probe: BBHA9120D_1-18GHz	Polarity: Horizontal
EUT: WiFi Concurrent 4 Port GE LAN VoIP Ethernet Gateway with USB	Power: AC 120V/60Hz
Test Mode: Transmit at channel 2457MHz by 802.11b Ant 0	

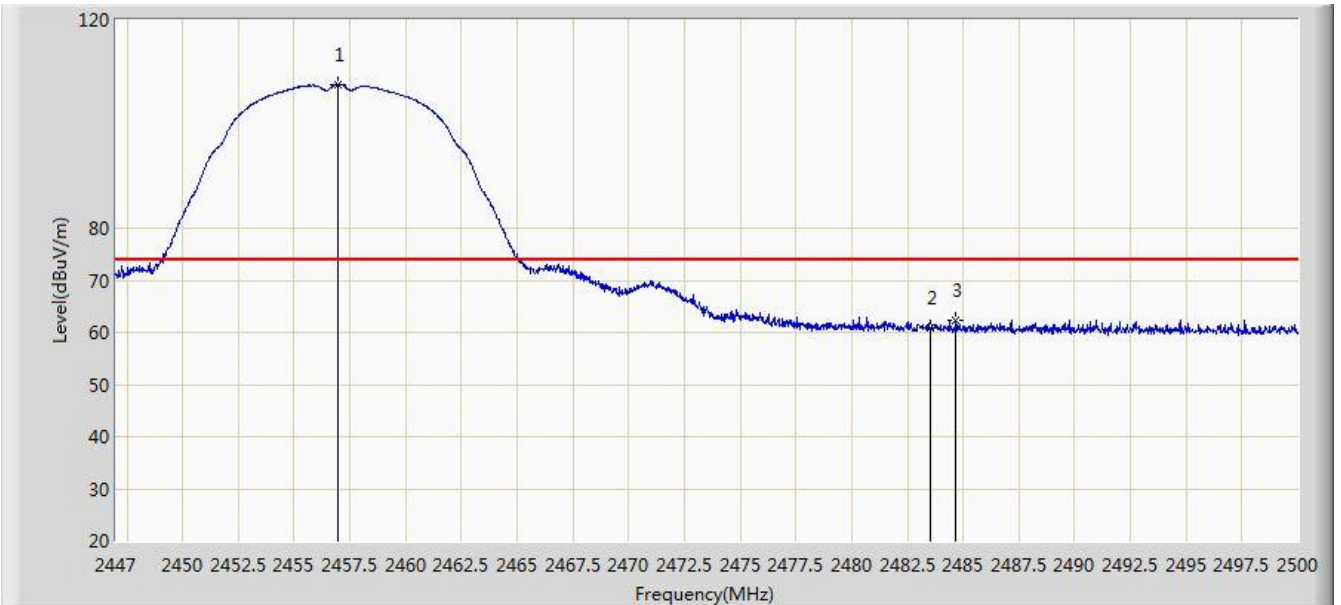


No	Flag	Mark	Frequency (MHz)	Measure Level (dBuV/m)	Reading Level (dBuV)	Over Limit (dB)	Limit (dBuV/m)	Factor (dB)	Type
1	X	*	2456.196	108.097	76.972	N/A	N/A	31.125	AV
2			2483.500	50.313	19.120	-3.687	54.000	31.194	AV

Note: Measure Level (dB μ V/m) = Reading Level (dB μ V) + Factor (dB)

Factor (dB) = Cable Loss (dB) + Antenna Factor (dB/m).

Site: AC1	Time: 2015/03/02 - 10:06
Limit: FCC_Part15.209_RE(3m)	Engineer: Roy Cheng
Probe: BBHA9120D_1-18GHz	Polarity: Vertical
EUT: WiFi Concurrent 4 Port GE LAN VoIP Ethernet Gateway with USB	Power: AC 120V/60Hz
Test Mode: Transmit at channel 2457MHz by 802.11b Ant 0	

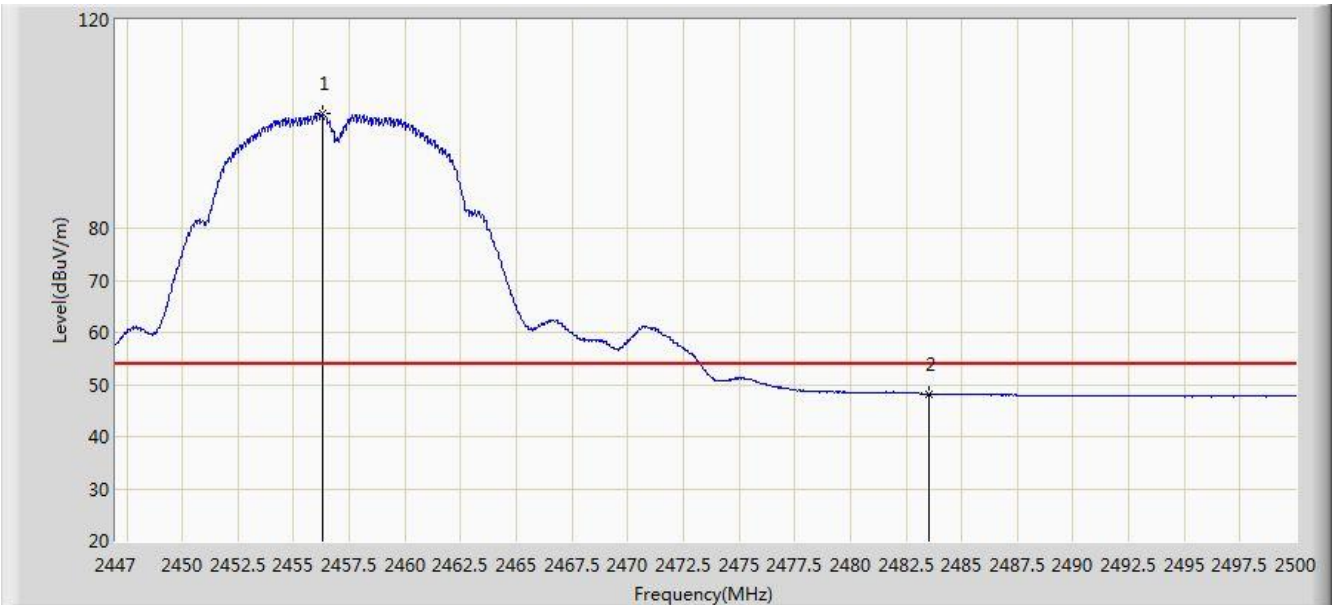


No	Flag	Mark	Frequency (MHz)	Measure Level (dBuV/m)	Reading Level (dBuV)	Over Limit (dB)	Limit (dBuV/m)	Factor (dB)	Type
1		*	2456.937	107.633	76.507	N/A	N/A	31.127	PK
2			2483.500	60.993	29.800	-13.007	74.000	31.194	PK
3			2484.683	62.428	31.232	-11.572	74.000	31.197	PK

Note: Measure Level (dBuV/m) = Reading Level (dBuV) + Factor (dB)

Factor (dB) = Cable Loss (dB) + Antenna Factor (dB/m).

Site: AC1	Time: 2015/03/02 - 10:08
Limit: FCC_Part15.209_RE(3m)	Engineer: Roy Cheng
Probe: BBHA9120D_1-18GHz	Polarity: Vertical
EUT: WiFi Concurrent 4 Port GE LAN VoIP Ethernet Gateway with USB	Power: AC 120V/60Hz
Test Mode: Transmit at channel 2457MHz by 802.11b Ant 0	

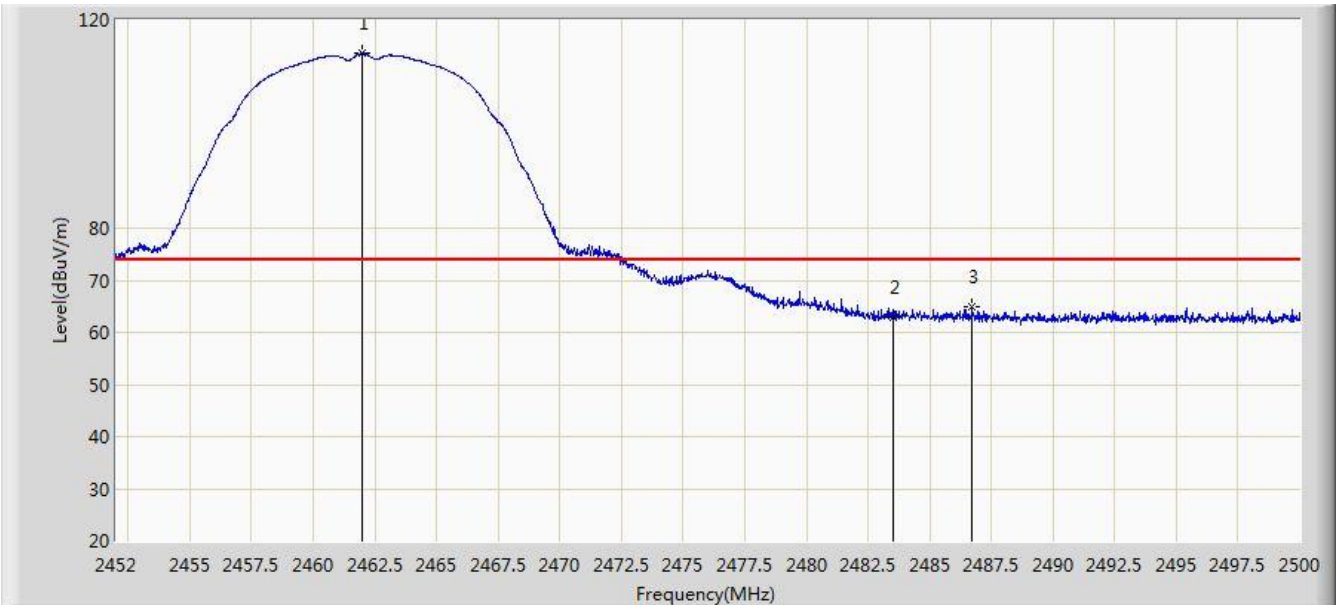


No	Flag	Mark	Frequency (MHz)	Measure Level (dBuV/m)	Reading Level (dBuV)	Over Limit (dB)	Limit (dBuV/m)	Factor (dB)	Type
1		*	2456.275	102.001	70.876	N/A	N/A	31.125	AV
2			2483.500	48.219	17.026	-5.781	54.000	31.194	AV

Note: Measure Level (dB μ V/m) = Reading Level (dB μ V) + Factor (dB)

Factor (dB) = Cable Loss (dB) + Antenna Factor (dB/m).

Site: AC1	Time: 2015/03/02 - 10:09
Limit: FCC_Part15.209_RE(3m)	Engineer: Roy Cheng
Probe: BBHA9120D_1-18GHz	Polarity: Horizontal
EUT: WiFi Concurrent 4 Port GE LAN VoIP Ethernet Gateway with USB	Power: AC 120V/60Hz
Test Mode: Transmit at channel 2462MHz by 802.11b Ant 0	



No	Flag	Mark	Frequency (MHz)	Measure Level (dBuV/m)	Reading Level (dBuV)	Over Limit (dB)	Limit (dBuV/m)	Factor (dB)	Type
1		*	2461.984	113.557	82.422	N/A	N/A	31.135	PK
2			2483.500	63.019	31.826	-10.981	74.000	31.194	PK
3			2486.728	64.898	33.696	-9.102	74.000	31.201	PK

Note: Measure Level (dBuV/m) = Reading Level (dBuV) + Factor (dB)

Factor (dB) = Cable Loss (dB) + Antenna Factor (dB/m).

Site: AC1	Time: 2015/03/02 - 10:12
Limit: FCC_Part15.209_RE(3m)	Engineer: Roy Cheng
Probe: BBHA9120D_1-18GHz	Polarity: Horizontal
EUT: WiFi Concurrent 4 Port GE LAN VoIP Ethernet Gateway with USB	Power: AC 120V/60Hz
Test Mode: Transmit at channel 2462MHz by 802.11b Ant 0	

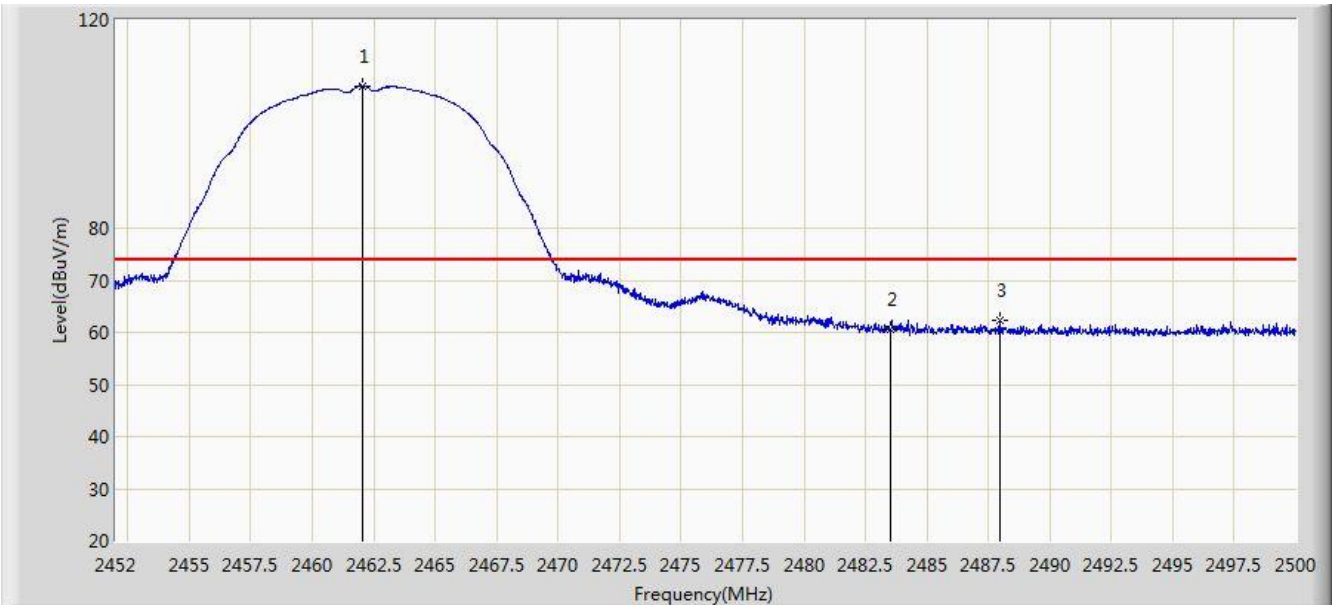


No	Flag	Mark	Frequency (MHz)	Measure Level (dBuV/m)	Reading Level (dBuV)	Over Limit (dB)	Limit (dBuV/m)	Factor (dB)	Type
1		*	2461.264	107.828	76.694	N/A	N/A	31.134	AV
2			2483.500	49.547	18.354	-4.453	54.000	31.194	AV

Note: Measure Level (dB μ V/m) = Reading Level (dB μ V) + Factor (dB)

Factor (dB) = Cable Loss (dB) + Antenna Factor (dB/m).

Site: AC1	Time: 2015/03/02 - 10:13
Limit: FCC_Part15.209_RE(3m)	Engineer: Roy Cheng
Probe: BBHA9120D_1-18GHz	Polarity: Vertical
EUT: WiFi Concurrent 4 Port GE LAN VoIP Ethernet Gateway with USB	Power: AC 120V/60Hz
Test Mode: Transmit at channel 2462MHz by 802.11b Ant 0	

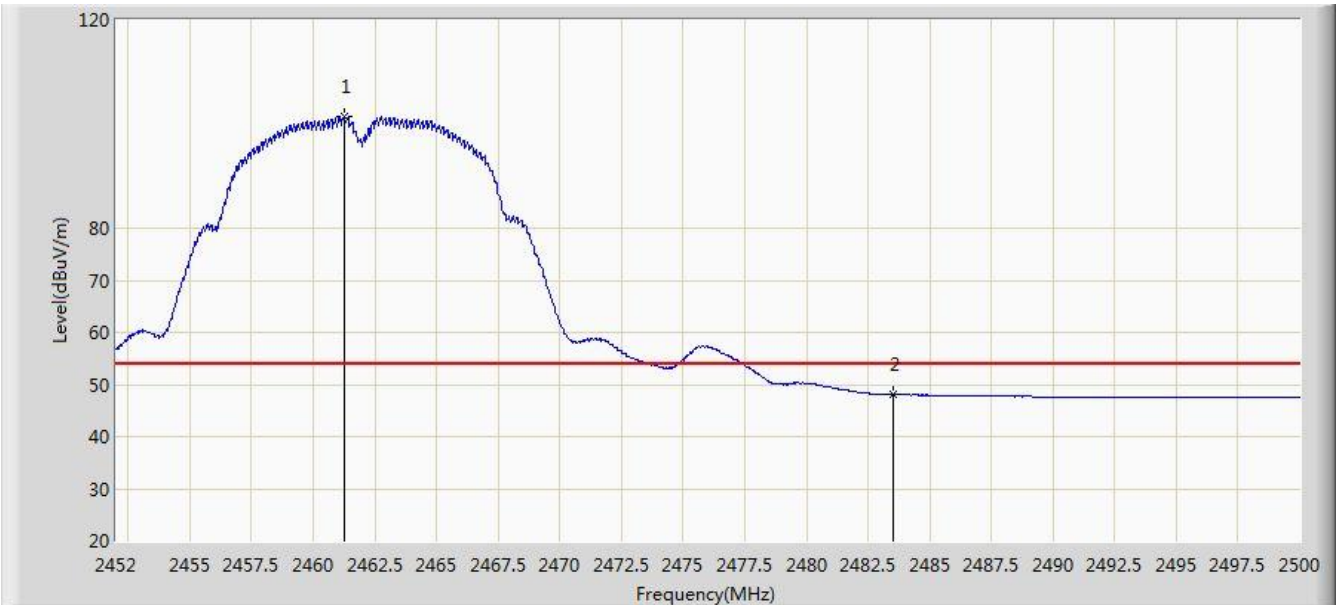


No	Flag	Mark	Frequency (MHz)	Measure Level (dBuV/m)	Reading Level (dBuV)	Over Limit (dB)	Limit (dBuV/m)	Factor (dB)	Type
1		*	2462.056	107.345	76.210	N/A	N/A	31.135	PK
2			2483.500	60.588	29.395	-13.412	74.000	31.194	PK
3			2487.976	62.446	31.241	-11.554	74.000	31.205	PK

Note: Measure Level (dBuV/m) = Reading Level (dBuV) + Factor (dB)

Factor (dB) = Cable Loss (dB) + Antenna Factor (dB/m).

Site: AC1	Time: 2015/03/02 - 10:16
Limit: FCC_Part15.209_RE(3m)	Engineer: Roy Cheng
Probe: BBHA9120D_1-18GHz	Polarity: Vertical
EUT: WiFi Concurrent 4 Port GE LAN VoIP Ethernet Gateway with USB	Power: AC 120V/60Hz
Test Mode: Transmit at channel 2462MHz by 802.11b Ant 0	

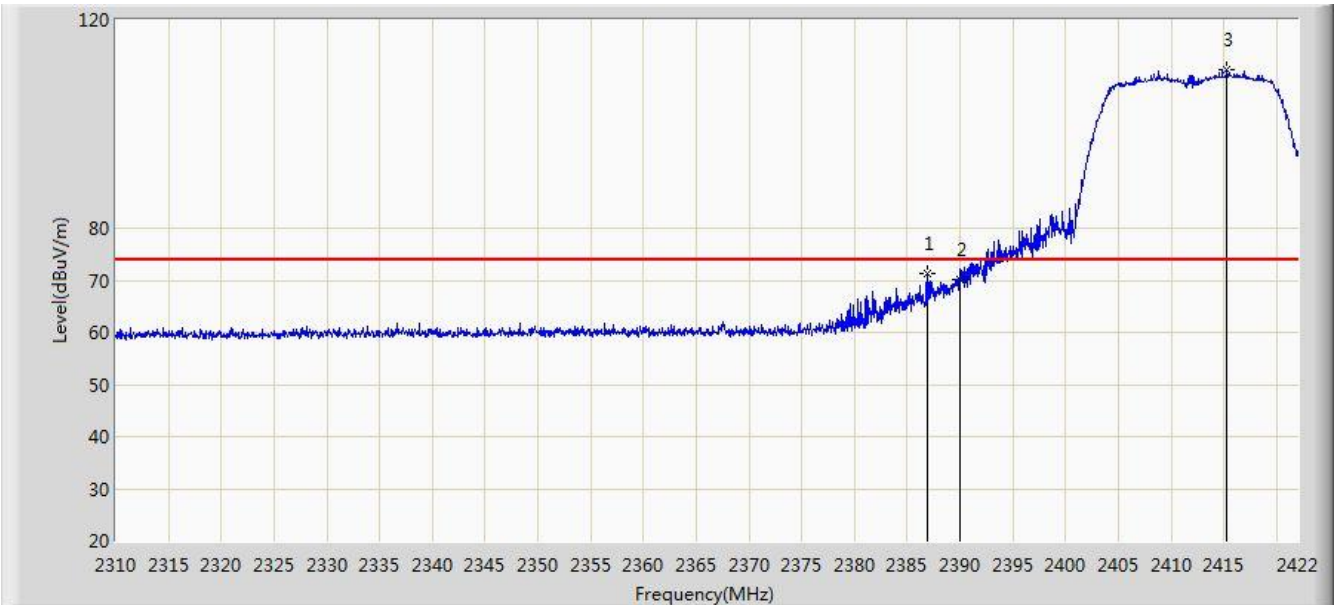


No	Flag	Mark	Frequency (MHz)	Measure Level (dBuV/m)	Reading Level (dBuV)	Over Limit (dB)	Limit (dBuV/m)	Factor (dB)	Type
1		*	2461.264	101.590	70.456	N/A	N/A	31.134	AV
2			2483.500	48.113	16.920	-5.887	54.000	31.194	AV

Note: Measure Level (dB μ V/m) = Reading Level (dB μ V) + Factor (dB)

Factor (dB) = Cable Loss (dB) + Antenna Factor (dB/m).

Site: AC1	Time: 2015/03/02 - 10:27
Limit: FCC_Part15.209_RE(3m)	Engineer: Roy Cheng
Probe: BBHA9120D_1-18GHz	Polarity: Horizontal
EUT: WiFi Concurrent 4 Port GE LAN VoIP Ethernet Gateway with USB	Power: AC 120V/60Hz
Test Mode: Transmit at channel 2412MHz by 802.11g Ant 0	

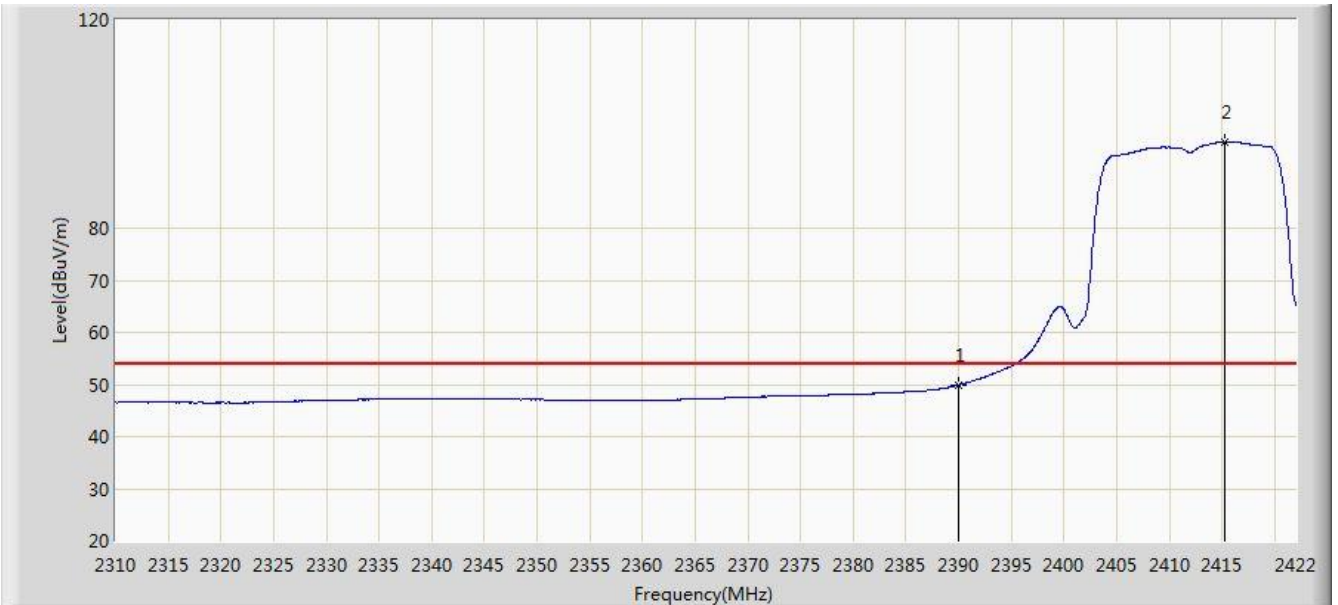


No	Flag	Mark	Frequency (MHz)	Measure Level (dBuV/m)	Reading Level (dBuV)	Over Limit (dB)	Limit (dBuV/m)	Factor (dB)	Type
1			2386.944	71.312	40.104	-2.688	74.000	31.209	PK
2			2390.000	70.246	39.043	-3.754	74.000	31.203	PK
3		*	2415.280	110.458	79.294	N/A	N/A	31.164	PK

Note: Measure Level (dBuV/m) = Reading Level (dBuV) + Factor (dB)

Factor (dB) = Cable Loss (dB) + Antenna Factor (dB/m).

Site: AC1	Time: 2015/03/02 - 10:29
Limit: FCC_Part15.209_RE(3m)	Engineer: Roy Cheng
Probe: BBHA9120D_1-18GHz	Polarity: Horizontal
EUT: WiFi Concurrent 4 Port GE LAN VoIP Ethernet Gateway with USB	Power: AC 120V/60Hz
Test Mode: Transmit at channel 2412MHz by 802.11g Ant 0	

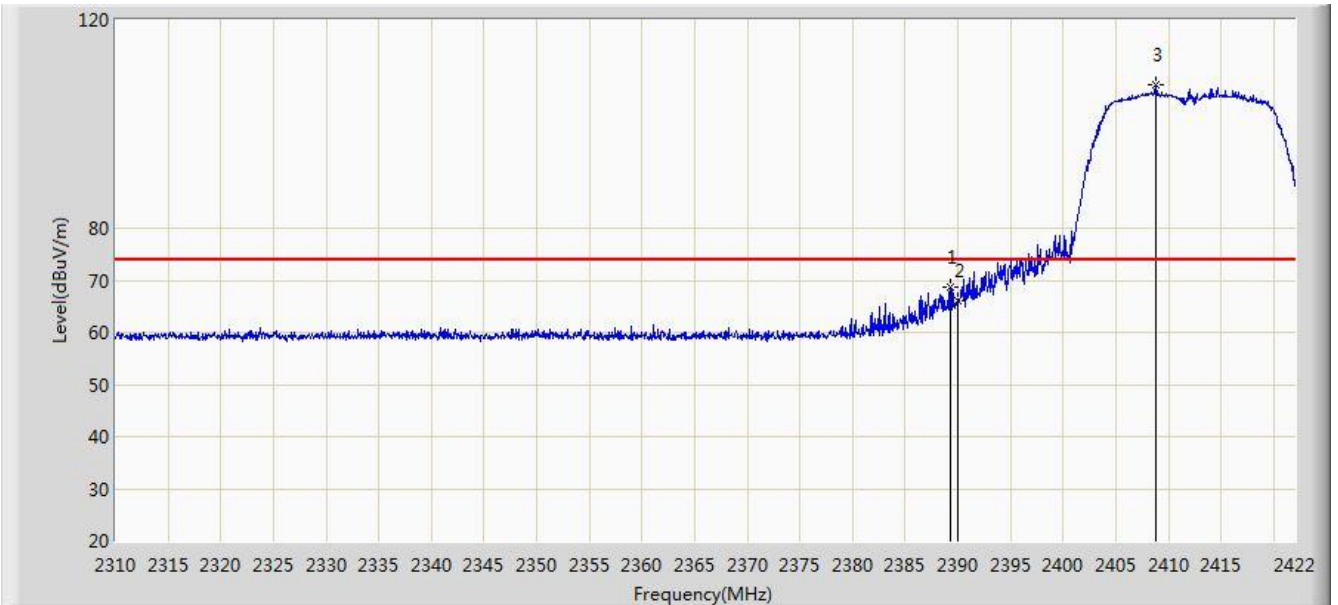


No	Flag	Mark	Frequency (MHz)	Measure Level (dBuV/m)	Reading Level (dBuV)	Over Limit (dB)	Limit (dBuV/m)	Factor (dB)	Type
1			2390.000	49.867	18.664	-4.133	54.000	31.203	AV
2		*	2415.224	96.578	65.414	N/A	N/A	31.164	AV

Note: Measure Level (dB μ V/m) = Reading Level (dB μ V) + Factor (dB)

Factor (dB) = Cable Loss (dB) + Antenna Factor (dB/m).

Site: AC1	Time: 2015/03/02 - 10:30
Limit: FCC_Part15.209_RE(3m)	Engineer: Roy Cheng
Probe: BBHA9120D_1-18GHz	Polarity: Vertical
EUT: WiFi Concurrent 4 Port GE LAN VoIP Ethernet Gateway with USB	Power: AC 120V/60Hz
Test Mode: Transmit at channel 2412MHz by 802.11g Ant 0	

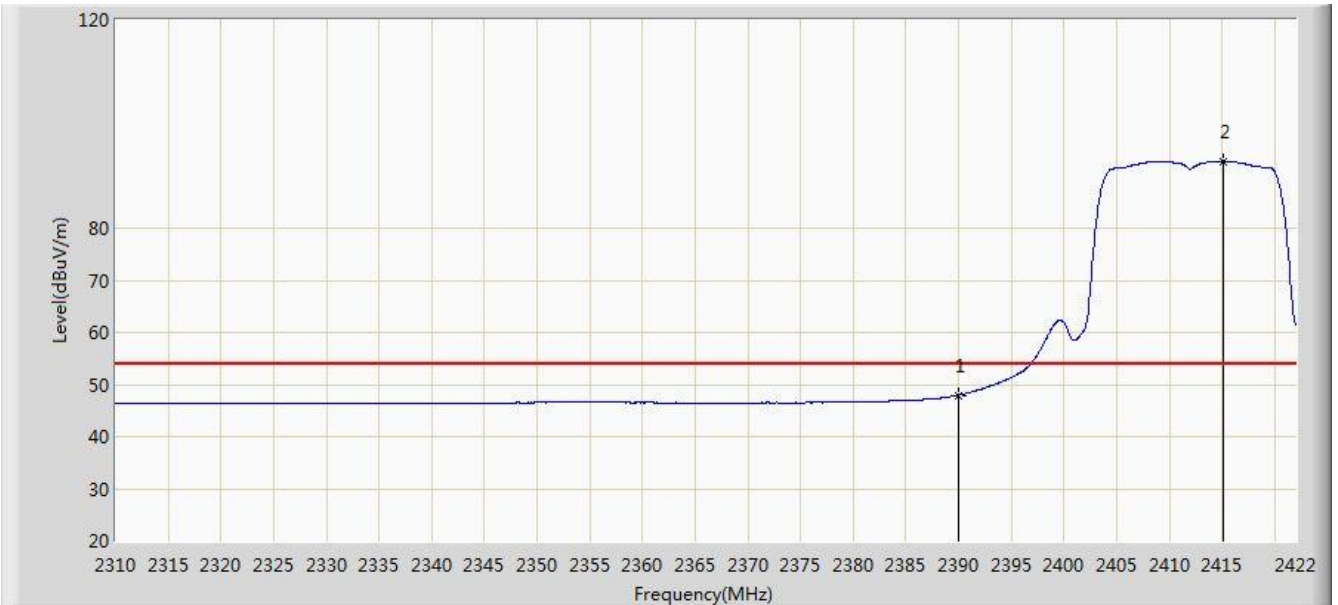


No	Flag	Mark	Frequency (MHz)	Measure Level (dBuV/m)	Reading Level (dBuV)	Over Limit (dB)	Limit (dBuV/m)	Factor (dB)	Type
1			2389.240	68.593	37.389	-5.407	74.000	31.204	PK
2			2390.000	65.966	34.763	-8.034	74.000	31.203	PK
3		*	2408.784	107.498	76.324	N/A	N/A	31.175	PK

Note: Measure Level (dBuV/m) = Reading Level (dBuV) + Factor (dB)

Factor (dB) = Cable Loss (dB) + Antenna Factor (dB/m).

Site: AC1	Time: 2015/03/02 - 10:33
Limit: FCC_Part15.209_RE(3m)	Engineer: Roy Cheng
Probe: BBHA9120D_1-18GHz	Polarity: Vertical
EUT: WiFi Concurrent 4 Port GE LAN VoIP Ethernet Gateway with USB	Power: AC 120V/60Hz
Test Mode: Transmit at channel 2412MHz by 802.11g Ant 0	

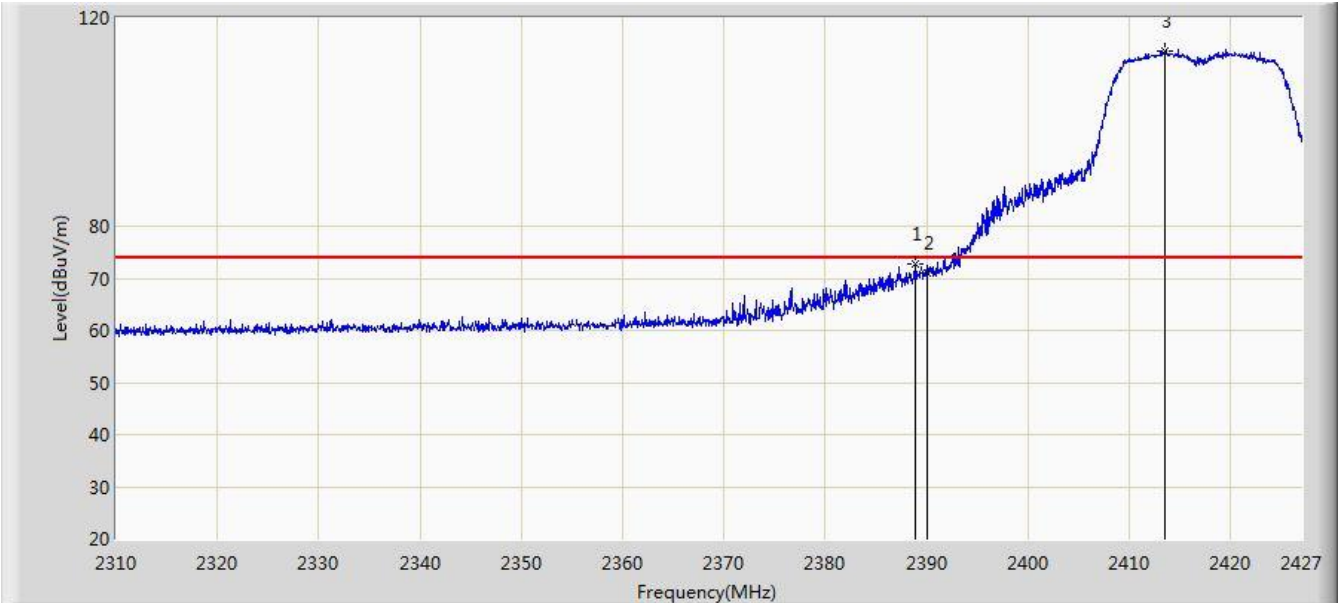


No	Flag	Mark	Frequency (MHz)	Measure Level (dBuV/m)	Reading Level (dBuV)	Over Limit (dB)	Limit (dBuV/m)	Factor (dB)	Type
1			2390.000	47.963	16.760	-6.037	54.000	31.203	AV
2		*	2415.168	92.868	61.704	N/A	N/A	31.164	AV

Note: Measure Level (dB μ V/m) = Reading Level (dB μ V) + Factor (dB)

Factor (dB) = Cable Loss (dB) + Antenna Factor (dB/m).

Site: AC1	Time: 2015/03/02 - 10:34
Limit: FCC_Part15.209_RE(3m)	Engineer: Roy Cheng
Probe: BBHA9120D_1-18GHz	Polarity: Horizontal
EUT: WiFi Concurrent 4 Port GE LAN VoIP Ethernet Gateway with USB	Power: AC 120V/60Hz
Test Mode: Transmit at channel 2417MHz by 802.11g Ant 0	

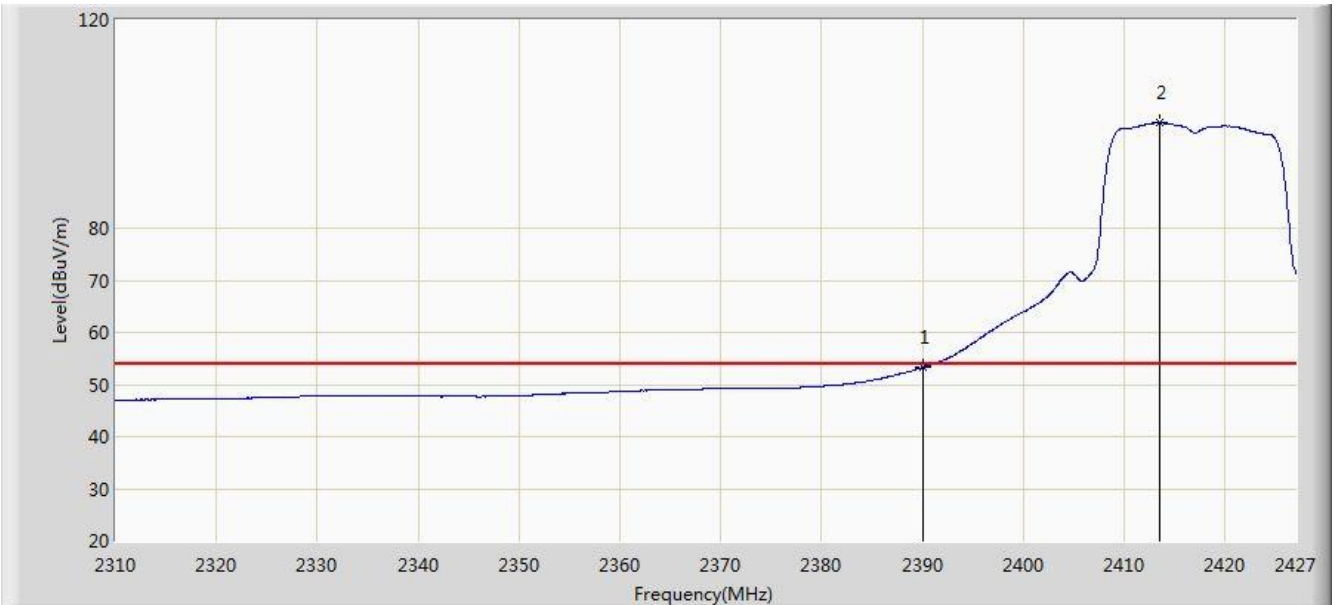


No	Flag	Mark	Frequency (MHz)	Measure Level (dBuV/m)	Reading Level (dBuV)	Over Limit (dB)	Limit (dBuV/m)	Factor (dB)	Type
1			2388.917	72.702	41.497	-1.298	74.000	31.205	PK
2			2390.000	70.886	39.683	-3.114	74.000	31.203	PK
3		*	2413.487	113.653	82.486	N/A	N/A	31.167	PK

Note: Measure Level (dBuV/m) = Reading Level (dBuV) + Factor (dB)

Factor (dB) = Cable Loss (dB) + Antenna Factor (dB/m).

Site: AC1	Time: 2015/03/02 - 10:37
Limit: FCC_Part15.209_RE(3m)	Engineer: Roy Cheng
Probe: BBHA9120D_1-18GHz	Polarity: Horizontal
EUT: WiFi Concurrent 4 Port GE LAN VoIP Ethernet Gateway with USB	Power: AC 120V/60Hz
Test Mode: Transmit at channel 2417MHz by 802.11g Ant 0	

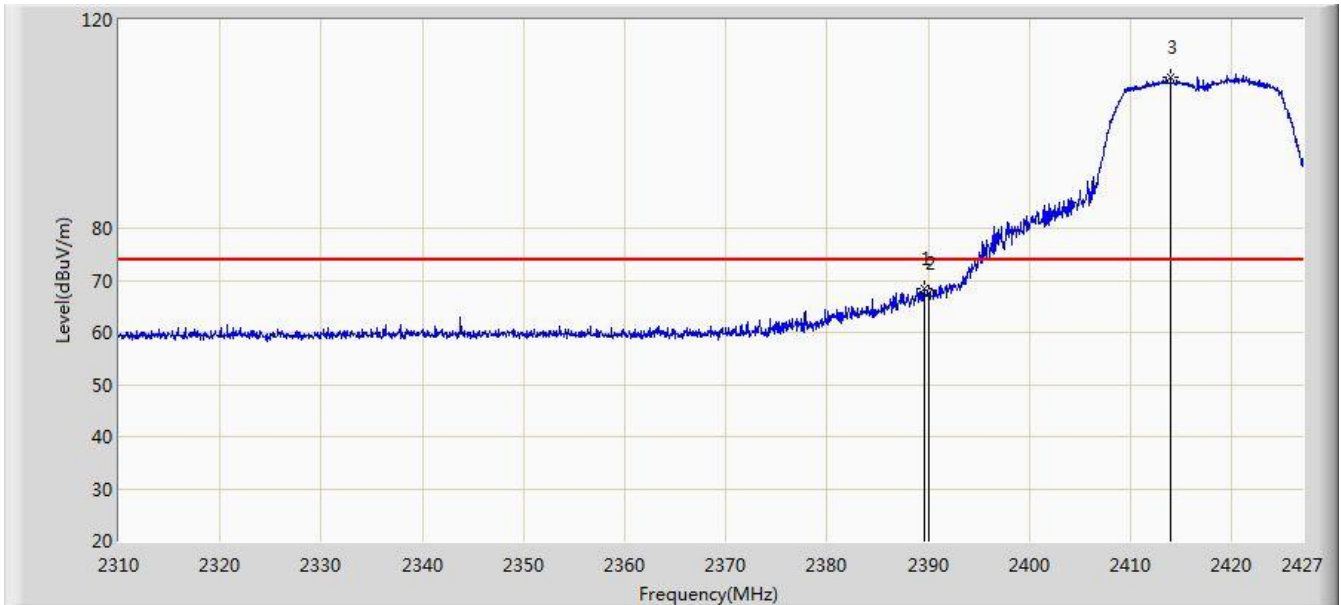


No	Flag	Mark	Frequency (MHz)	Measure Level (dBuV/m)	Reading Level (dBuV)	Over Limit (dB)	Limit (dBuV/m)	Factor (dB)	Type
1			2390.000	53.279	22.076	-0.721	54.000	31.203	AV
2		*	2413.487	100.196	69.029	N/A	N/A	31.167	AV

Note: Measure Level (dB μ V/m) = Reading Level (dB μ V) + Factor (dB)

Factor (dB) = Cable Loss (dB) + Antenna Factor (dB/m).

Site: AC1	Time: 2015/03/02 - 10:38
Limit: FCC_Part15.209_RE(3m)	Engineer: Roy Cheng
Probe: BBHA9120D_1-18GHz	Polarity: Vertical
EUT: WiFi Concurrent 4 Port GE LAN VoIP Ethernet Gateway with USB	Power: AC 120V/60Hz
Test Mode: Transmit at channel 2417MHz by 802.11g Ant 0	

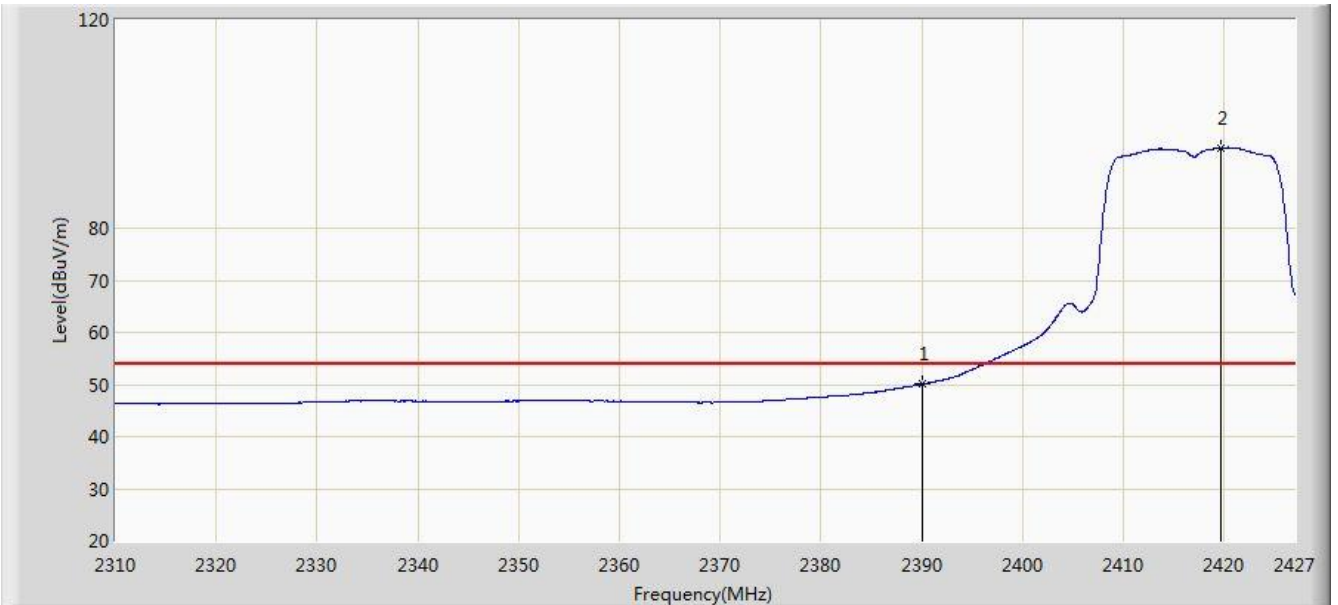


No	Flag	Mark	Frequency (MHz)	Measure Level (dBuV/m)	Reading Level (dBuV)	Over Limit (dB)	Limit (dBuV/m)	Factor (dB)	Type
1			2389.560	68.406	37.202	-5.594	74.000	31.204	PK
2			2390.000	67.638	36.435	-6.362	74.000	31.203	PK
3		*	2413.955	108.841	77.675	N/A	N/A	31.166	PK

Note: Measure Level (dBuV/m) = Reading Level (dBuV) + Factor (dB)

Factor (dB) = Cable Loss (dB) + Antenna Factor (dB/m).

Site: AC1	Time: 2015/03/02 - 10:41
Limit: FCC_Part15.209_RE(3m)	Engineer: Roy Cheng
Probe: BBHA9120D_1-18GHz	Polarity: Vertical
EUT: WiFi Concurrent 4 Port GE LAN VoIP Ethernet Gateway with USB	Power: AC 120V/60Hz
Test Mode: Transmit at channel 2417MHz by 802.11g Ant 0	

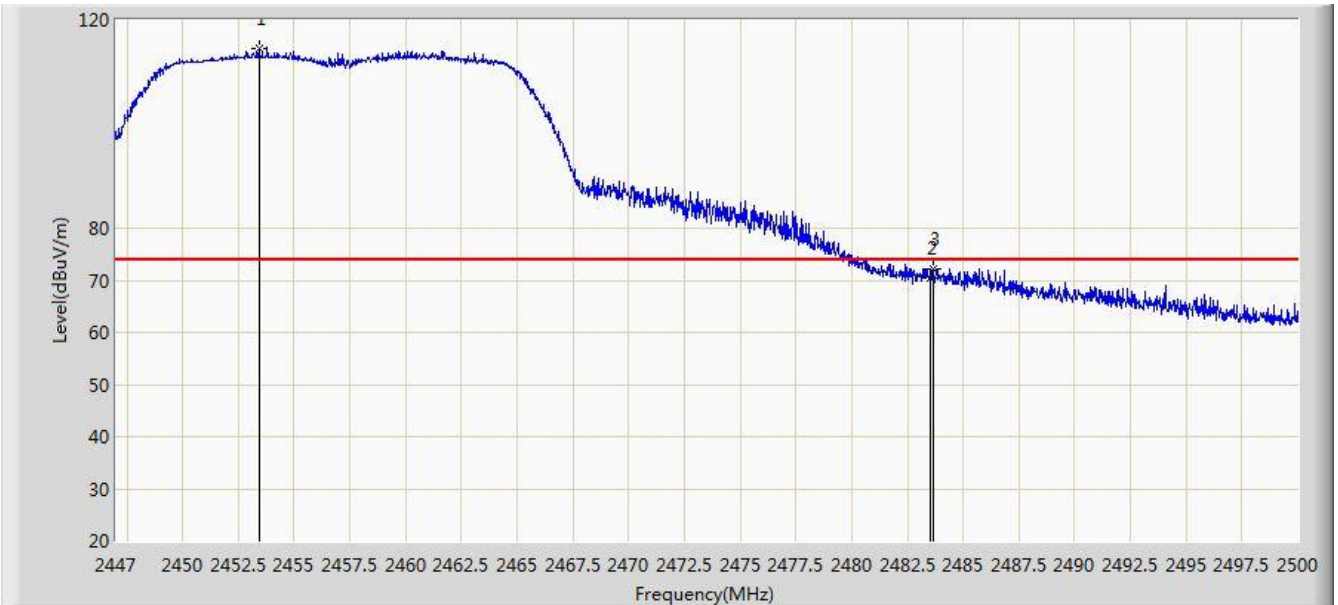


No	Flag	Mark	Frequency (MHz)	Measure Level (dBuV/m)	Reading Level (dBuV)	Over Limit (dB)	Limit (dBuV/m)	Factor (dB)	Type
1			2390.000	50.061	18.858	-3.939	54.000	31.203	AV
2		*	2419.687	95.411	64.255	N/A	N/A	31.157	AV

Note: Measure Level (dB μ V/m) = Reading Level (dB μ V) + Factor (dB)

Factor (dB) = Cable Loss (dB) + Antenna Factor (dB/m).

Site: AC1	Time: 2015/03/02 - 10:47
Limit: FCC_Part15.209_RE(3m)	Engineer: Roy Cheng
Probe: BBHA9120D_1-18GHz	Polarity: Horizontal
EUT: WiFi Concurrent 4 Port GE LAN VoIP Ethernet Gateway with USB	Power: AC 120V/60Hz
Test Mode: Transmit at channel 2457MHz by 802.11g Ant 0	

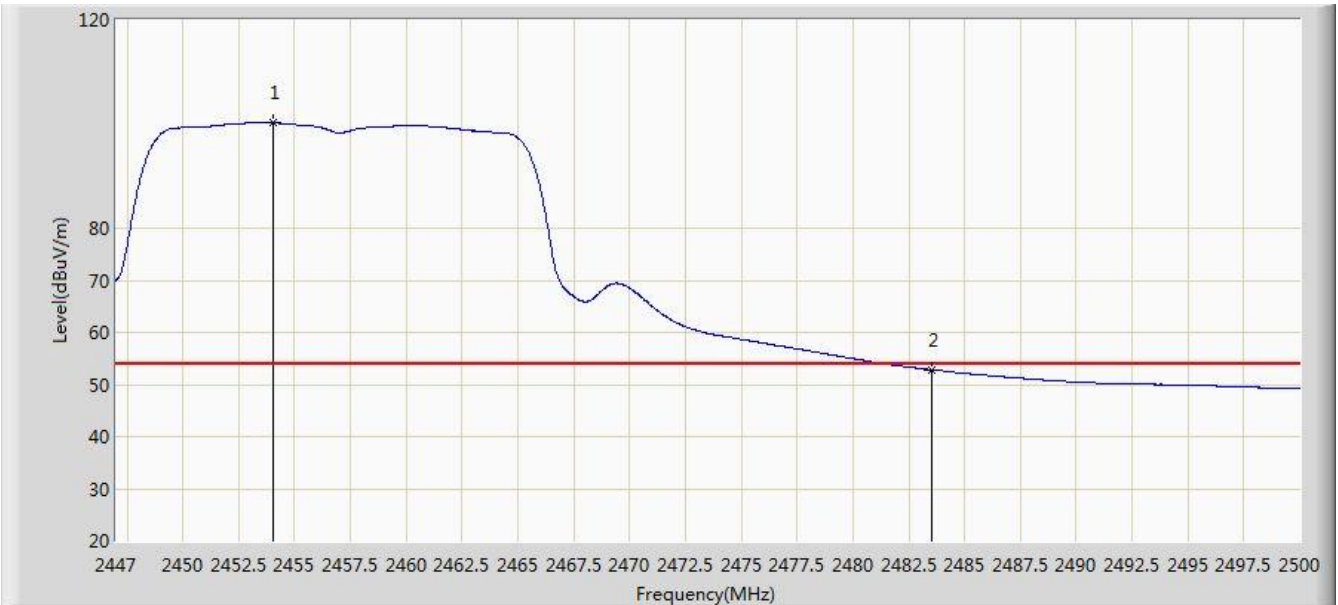


No	Flag	Mark	Frequency (MHz)	Measure Level (dBuV/m)	Reading Level (dBuV)	Over Limit (dB)	Limit (dBuV/m)	Factor (dB)	Type
1		*	2453.413	114.355	83.235	N/A	N/A	31.120	PK
2			2483.500	70.549	39.356	-3.451	74.000	31.194	PK
3			2483.649	72.227	41.033	-1.773	74.000	31.194	PK

Note: Measure Level (dBuV/m) = Reading Level (dBuV) + Factor (dB)

Factor (dB) = Cable Loss (dB) + Antenna Factor (dB/m).

Site: AC1	Time: 2015/03/02 - 10:50
Limit: FCC_Part15.209_RE(3m)	Engineer: Roy Cheng
Probe: BBHA9120D_1-18GHz	Polarity: Horizontal
EUT: WiFi Concurrent 4 Port GE LAN VoIP Ethernet Gateway with USB	Power: AC 120V/60Hz
Test Mode: Transmit at channel 2457MHz by 802.11g Ant 0	

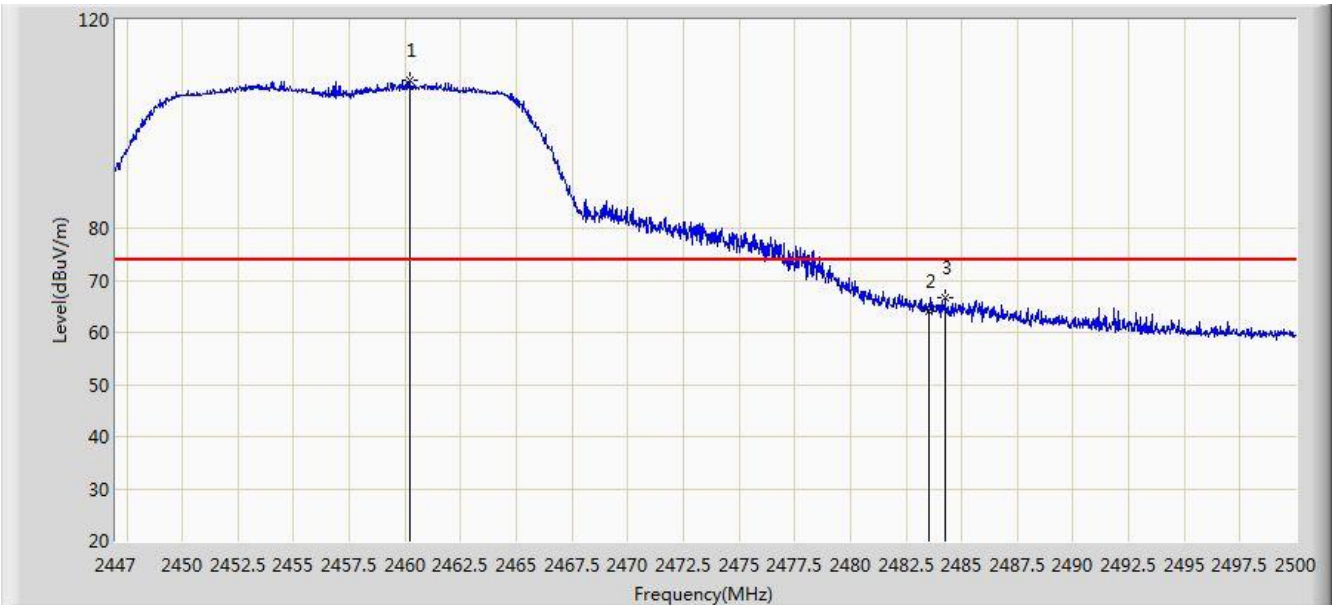


No	Flag	Mark	Frequency (MHz)	Measure Level (dBuV/m)	Reading Level (dBuV)	Over Limit (dB)	Limit (dBuV/m)	Factor (dB)	Type
1		*	2454.049	100.209	69.088	N/A	N/A	31.121	AV
2			2483.500	52.815	21.622	-1.185	54.000	31.194	AV

Note: Measure Level (dB μ V/m) = Reading Level (dB μ V) + Factor (dB)

Factor (dB) = Cable Loss (dB) + Antenna Factor (dB/m).

Site: AC1	Time: 2015/03/02 - 10:51
Limit: FCC_Part15.209_RE(3m)	Engineer: Roy Cheng
Probe: BBHA9120D_1-18GHz	Polarity: Vertical
EUT: WiFi Concurrent 4 Port GE LAN VoIP Ethernet Gateway with USB	Power: AC 120V/60Hz
Test Mode: Transmit at channel 2457MHz by 802.11g Ant 0	

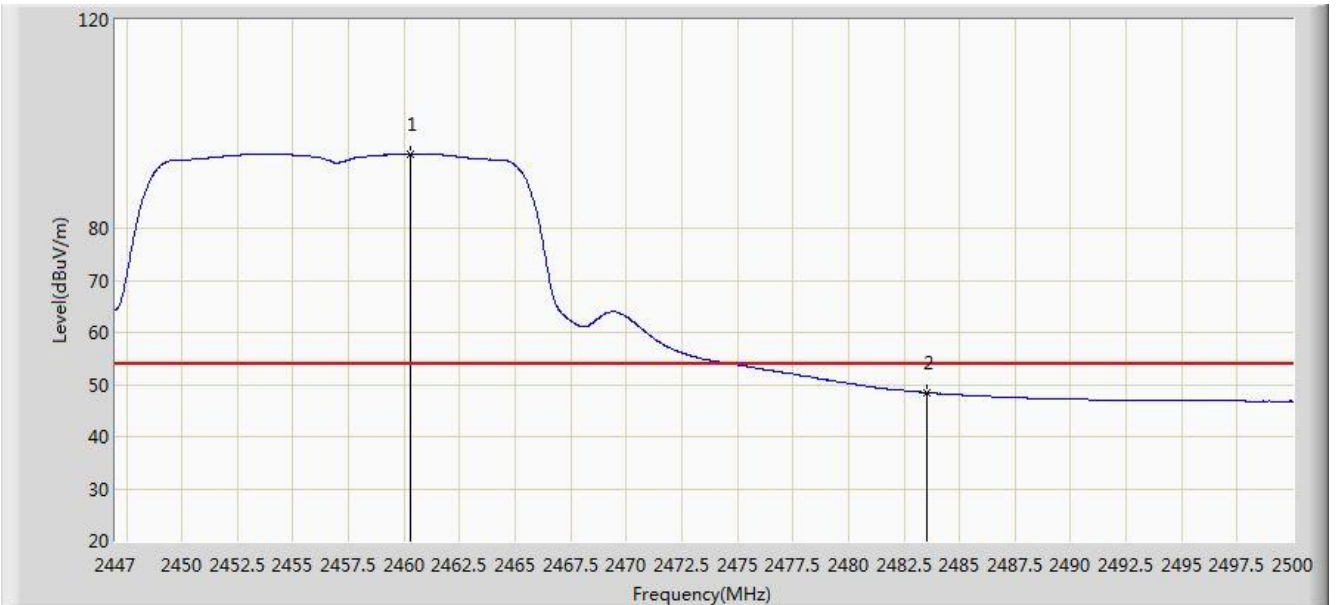


No	Flag	Mark	Frequency (MHz)	Measure Level (dBuV/m)	Reading Level (dBuV)	Over Limit (dB)	Limit (dBuV/m)	Factor (dB)	Type
1		*	2460.197	108.369	77.237	N/A	N/A	31.132	PK
2			2483.500	64.135	32.942	-9.865	74.000	31.194	PK
3			2484.259	66.581	35.386	-7.419	74.000	31.195	PK

Note: Measure Level (dBuV/m) = Reading Level (dBuV) + Factor (dB)

Factor (dB) = Cable Loss (dB) + Antenna Factor (dB/m).

Site: AC1	Time: 2015/03/02 - 10:54
Limit: FCC_Part15.209_RE(3m)	Engineer: Roy Cheng
Probe: BBHA9120D_1-18GHz	Polarity: Vertical
EUT: WiFi Concurrent 4 Port GE LAN VoIP Ethernet Gateway with USB	Power: AC 120V/60Hz
Test Mode: Transmit at channel 2457MHz by 802.11g Ant 0	

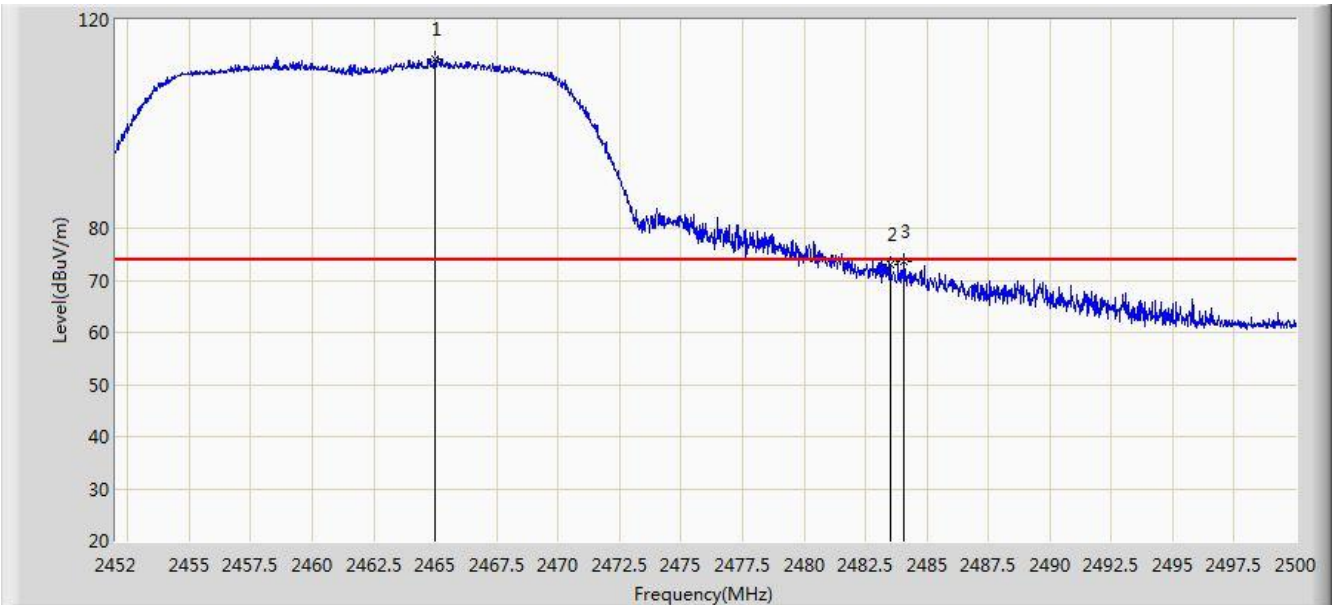


No	Flag	Mark	Frequency (MHz)	Measure Level (dBuV/m)	Reading Level (dBuV)	Over Limit (dB)	Limit (dBuV/m)	Factor (dB)	Type
1		*	2460.250	94.333	63.201	N/A	N/A	31.132	AV
2			2483.500	48.470	17.277	-5.530	54.000	31.194	AV

Note: Measure Level (dB μ V/m) = Reading Level (dB μ V) + Factor (dB)

Factor (dB) = Cable Loss (dB) + Antenna Factor (dB/m).

Site: AC1	Time: 2015/03/02 - 10:55
Limit: FCC_Part15.209_RE(3m)	Engineer: Roy Cheng
Probe: BBHA9120D_1-18GHz	Polarity: Horizontal
EUT: WiFi Concurrent 4 Port GE LAN VoIP Ethernet Gateway with USB	Power: AC 120V/60Hz
Test Mode: Transmit at channel 2462MHz by 802.11g Ant 0	

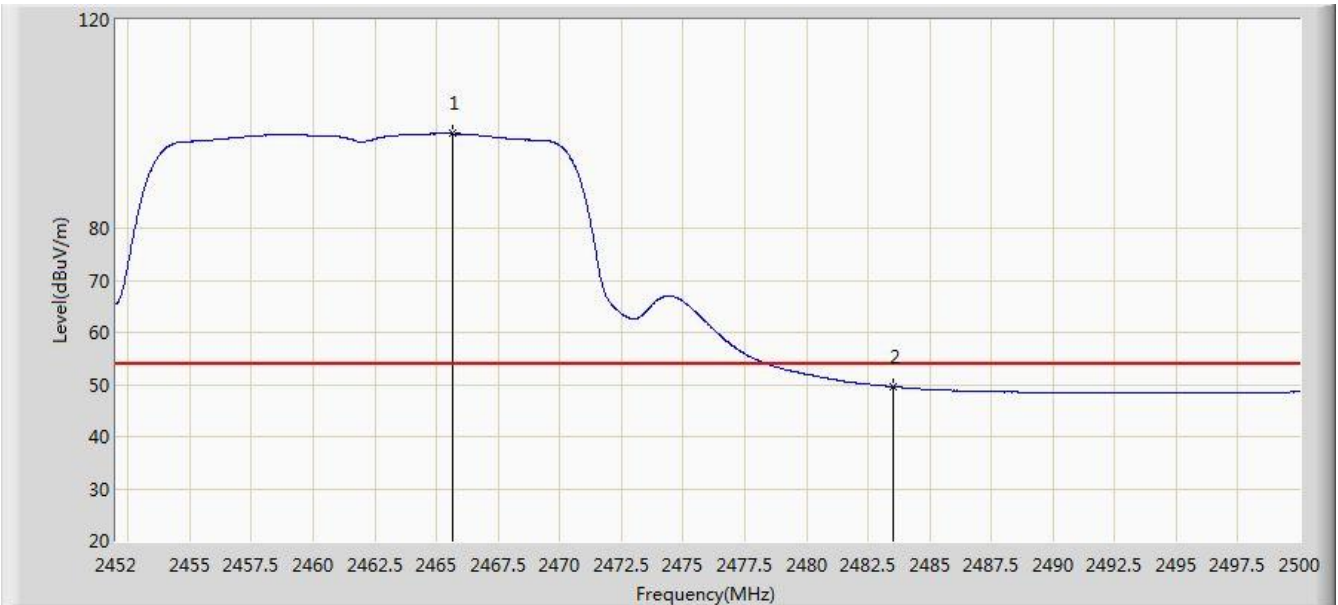


No	Flag	Mark	Frequency (MHz)	Measure Level (dBuV/m)	Reading Level (dBuV)	Over Limit (dB)	Limit (dBuV/m)	Factor (dB)	Type
1		*	2465.008	112.509	81.367	N/A	N/A	31.142	PK
2			2483.500	73.088	41.895	-0.912	74.000	31.194	PK
3			2484.064	73.532	42.337	-0.468	74.000	31.195	PK

Note: Measure Level (dBuV/m) = Reading Level (dBuV) + Factor (dB)

Factor (dB) = Cable Loss (dB) + Antenna Factor (dB/m).

Site: AC1	Time: 2015/03/02 - 10:59
Limit: FCC_Part15.209_RE(3m)	Engineer: Roy Cheng
Probe: BBHA9120D_1-18GHz	Polarity: Horizontal
EUT: WiFi Concurrent 4 Port GE LAN VoIP Ethernet Gateway with USB	Power: AC 120V/60Hz
Test Mode: Transmit at channel 2462MHz by 802.11g Ant 0	

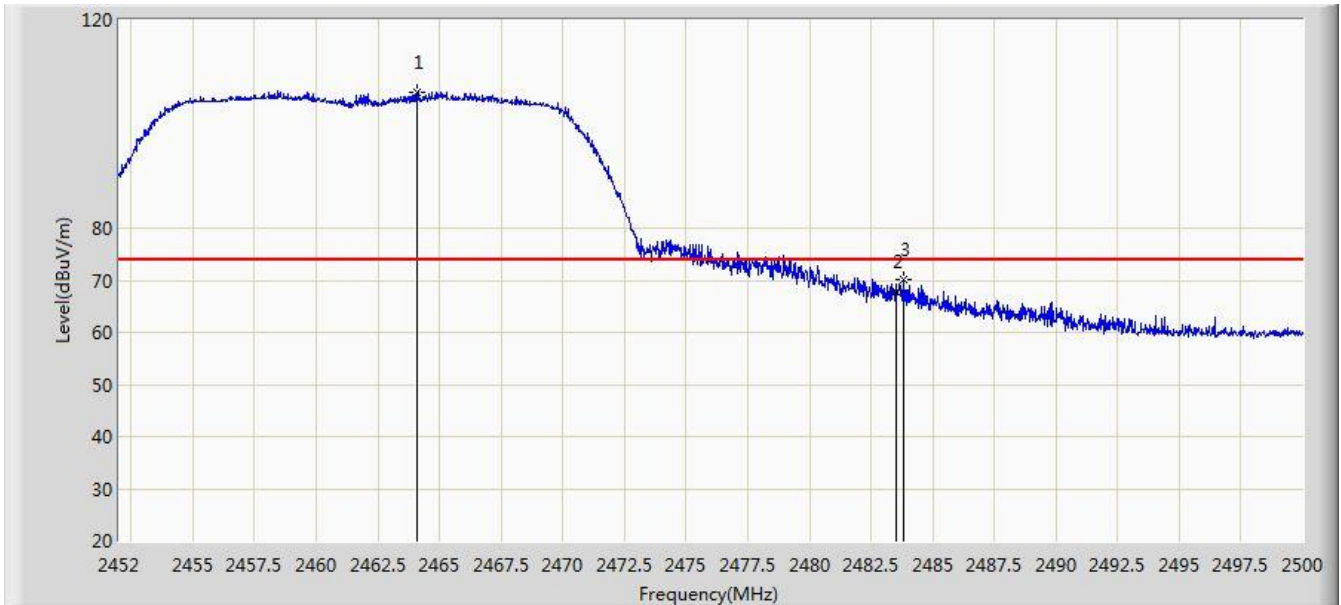


No	Flag	Mark	Frequency (MHz)	Measure Level (dBuV/m)	Reading Level (dBuV)	Over Limit (dB)	Limit (dBuV/m)	Factor (dB)	Type
1		*	2465.632	98.152	67.008	N/A	N/A	31.144	AV
2			2483.500	49.556	18.363	-4.444	54.000	31.194	AV

Note: Measure Level (dB μ V/m) = Reading Level (dB μ V) + Factor (dB)

Factor (dB) = Cable Loss (dB) + Antenna Factor (dB/m).

Site: AC1	Time: 2015/03/02 - 11:01
Limit: FCC_Part15.209_RE(3m)	Engineer: Roy Cheng
Probe: BBHA9120D_1-18GHz	Polarity: Vertical
EUT: WiFi Concurrent 4 Port GE LAN VoIP Ethernet Gateway with USB	Power: AC 120V/60Hz
Test Mode: Transmit at channel 2462MHz by 802.11g Ant 0	

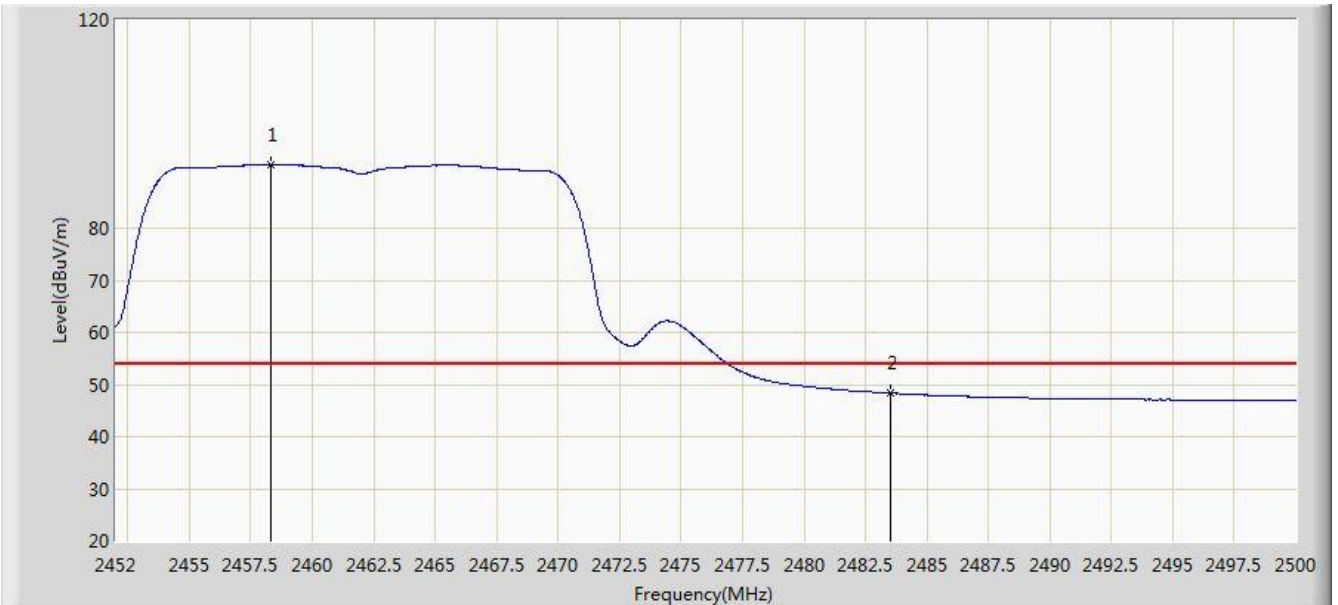


No	Flag	Mark	Frequency (MHz)	Measure Level (dBuV/m)	Reading Level (dBuV)	Over Limit (dB)	Limit (dBuV/m)	Factor (dB)	Type
1		*	2464.072	106.127	74.987	N/A	N/A	31.139	PK
2			2483.500	67.891	36.698	-6.109	74.000	31.194	PK
3			2483.848	70.218	39.024	-3.782	74.000	31.194	PK

Note: Measure Level (dBuV/m) = Reading Level (dBuV) + Factor (dB)

Factor (dB) = Cable Loss (dB) + Antenna Factor (dB/m).

Site: AC1	Time: 2015/03/02 - 11:05
Limit: FCC_Part15.209_RE(3m)	Engineer: Roy Cheng
Probe: BBHA9120D_1-18GHz	Polarity: Vertical
EUT: WiFi Concurrent 4 Port GE LAN VoIP Ethernet Gateway with USB	Power: AC 120V/60Hz
Test Mode: Transmit at channel 2462MHz by 802.11g Ant 0	

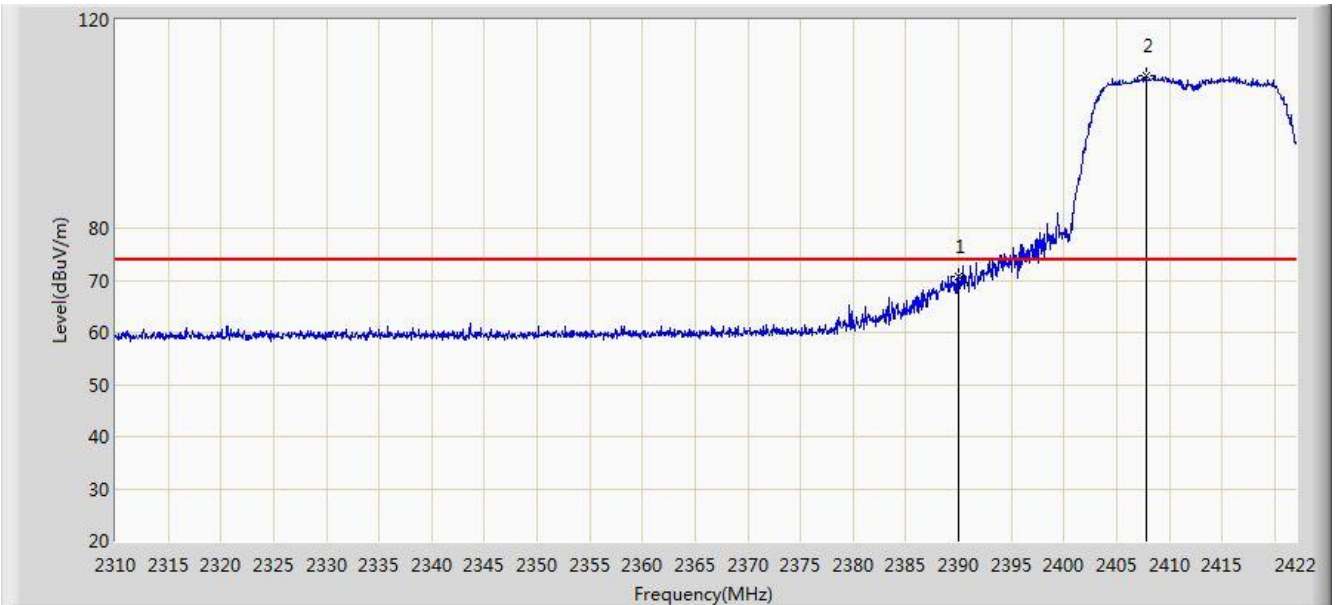


No	Flag	Mark	Frequency (MHz)	Measure Level (dBuV/m)	Reading Level (dBuV)	Over Limit (dB)	Limit (dBuV/m)	Factor (dB)	Type
1		*	2458.336	92.212	61.083	N/A	N/A	31.129	AV
2			2483.500	48.319	17.126	-5.681	54.000	31.194	AV

Note: Measure Level (dB μ V/m) = Reading Level (dB μ V) + Factor (dB)

Factor (dB) = Cable Loss (dB) + Antenna Factor (dB/m).

Site: AC1	Time: 2015/03/02 - 11:07
Limit: FCC_Part15.209_RE(3m)	Engineer: Roy Cheng
Probe: BBHA9120D_1-18GHz	Polarity: Horizontal
EUT: WiFi Concurrent 4 Port GE LAN VoIP Ethernet Gateway with USB	Power: AC 120V/60Hz
Test Mode: Transmit at channel 2412MHz by 802.11n-HT20 Ant 0	

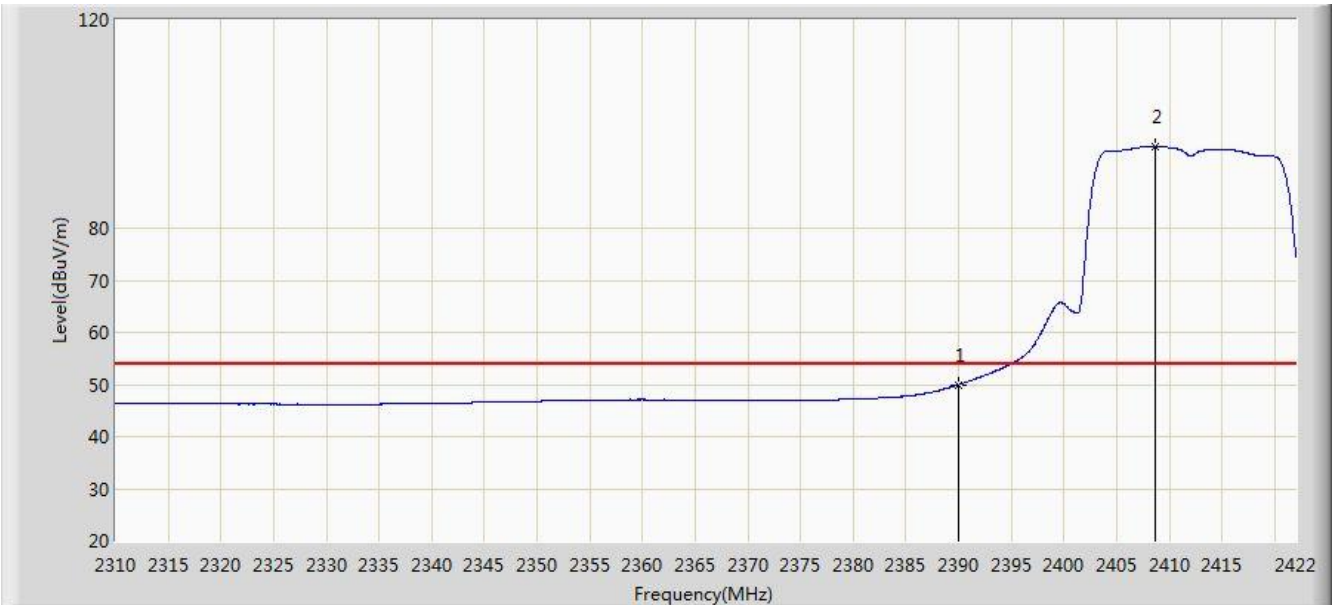


No	Flag	Mark	Frequency (MHz)	Measure Level (dBuV/m)	Reading Level (dBuV)	Over Limit (dB)	Limit (dBuV/m)	Factor (dB)	Type
1			2390.000	70.868	39.665	-3.132	74.000	31.203	PK
2		*	2407.832	109.242	78.066	N/A	N/A	31.176	PK

Note: Measure Level (dB μ V/m) = Reading Level (dB μ V) + Factor (dB)

Factor (dB) = Cable Loss (dB) + Antenna Factor (dB/m).

Site: AC1	Time: 2015/03/02 - 11:11
Limit: FCC_Part15.209_RE(3m)	Engineer: Roy Cheng
Probe: BBHA9120D_1-18GHz	Polarity: Horizontal
EUT: WiFi Concurrent 4 Port GE LAN VoIP Ethernet Gateway with USB	Power: AC 120V/60Hz
Test Mode: Transmit at channel 2412MHz by 802.11n-HT20 Ant 0	

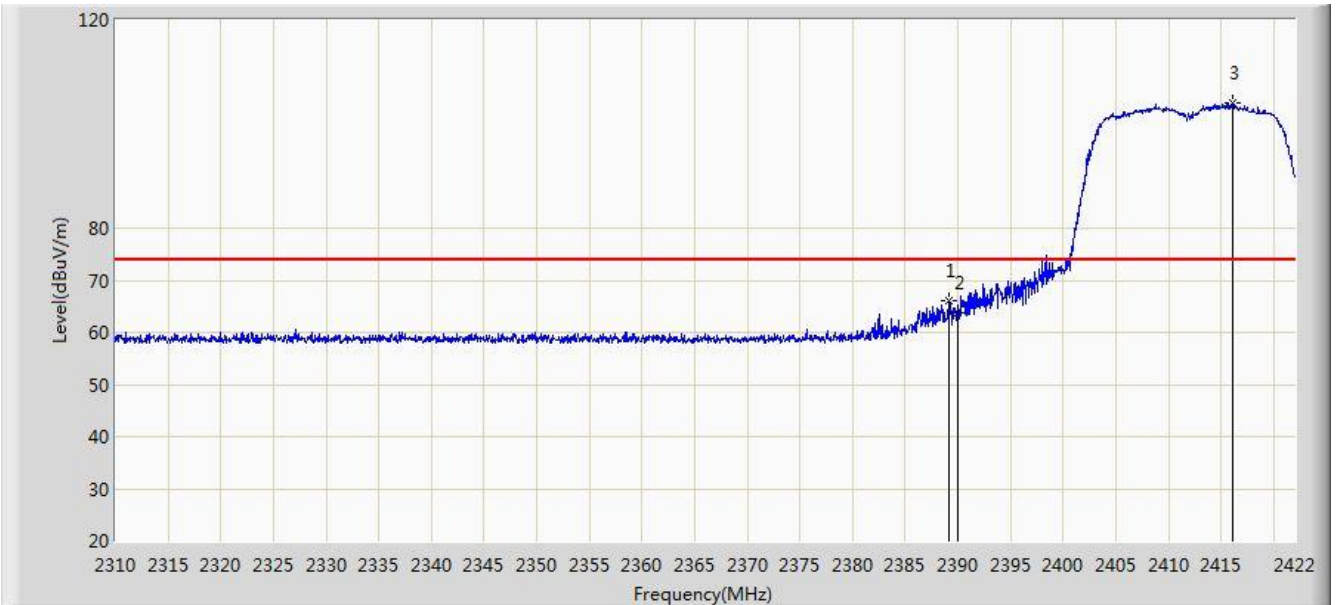


No	Flag	Mark	Frequency (MHz)	Measure Level (dBuV/m)	Reading Level (dBuV)	Over Limit (dB)	Limit (dBuV/m)	Factor (dB)	Type
1			2390.000	49.980	18.777	-4.020	54.000	31.203	AV
2		*	2408.728	95.738	64.564	N/A	N/A	31.175	AV

Note: Measure Level (dB μ V/m) = Reading Level (dB μ V) + Factor (dB)

Factor (dB) = Cable Loss (dB) + Antenna Factor (dB/m).

Site: AC1	Time: 2015/03/02 - 11:12
Limit: FCC_Part15.209_RE(3m)	Engineer: Roy Cheng
Probe: BBHA9120D_1-18GHz	Polarity: Vertical
EUT: WiFi Concurrent 4 Port GE LAN VoIP Ethernet Gateway with USB	Power: AC 120V/60Hz
Test Mode: Transmit at channel 2412MHz by 802.11n-HT20 Ant 0	

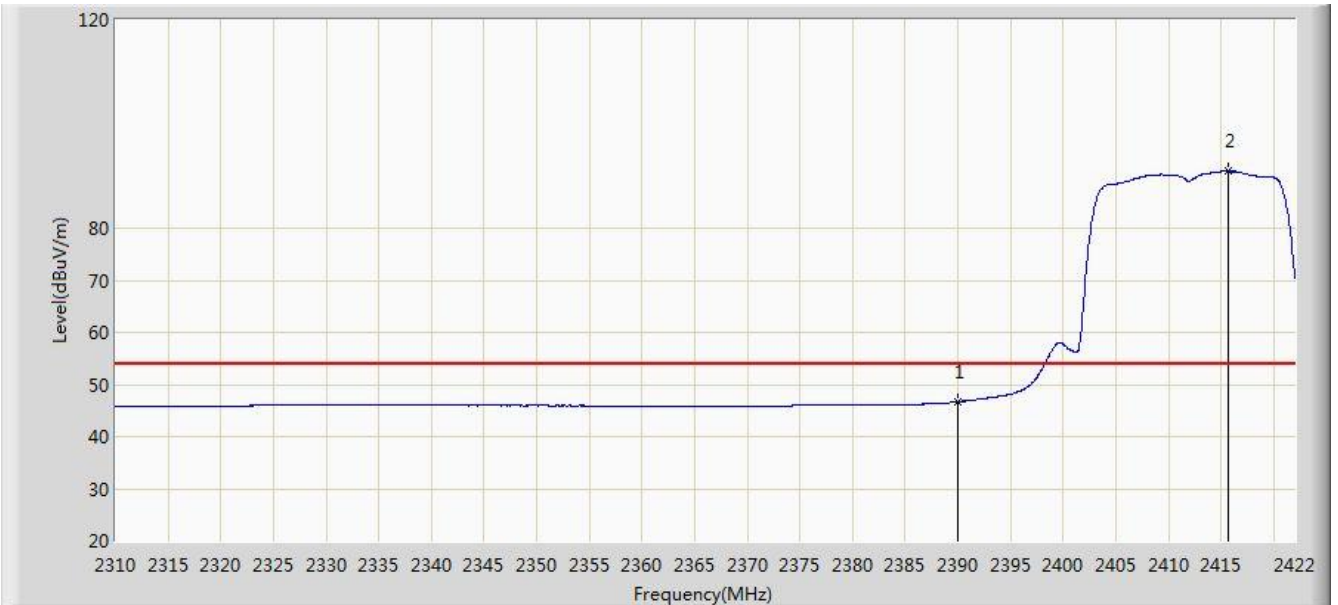


No	Flag	Mark	Frequency (MHz)	Measure Level (dBuV/m)	Reading Level (dBuV)	Over Limit (dB)	Limit (dBuV/m)	Factor (dB)	Type
1			2389.184	66.009	34.805	-7.991	74.000	31.204	PK
2			2390.000	63.663	32.460	-10.337	74.000	31.203	PK
3		*	2416.064	104.154	72.991	N/A	N/A	31.162	PK

Note: Measure Level (dBuV/m) = Reading Level (dBuV) + Factor (dB)

Factor (dB) = Cable Loss (dB) + Antenna Factor (dB/m).

Site: AC1	Time: 2015/03/02 - 11:14
Limit: FCC_Part15.209_RE(3m)	Engineer: Roy Cheng
Probe: BBHA9120D_1-18GHz	Polarity: Vertical
EUT: WiFi Concurrent 4 Port GE LAN VoIP Ethernet Gateway with USB	Power: AC 120V/60Hz
Test Mode: Transmit at channel 2412MHz by 802.11n-HT20 Ant 0	

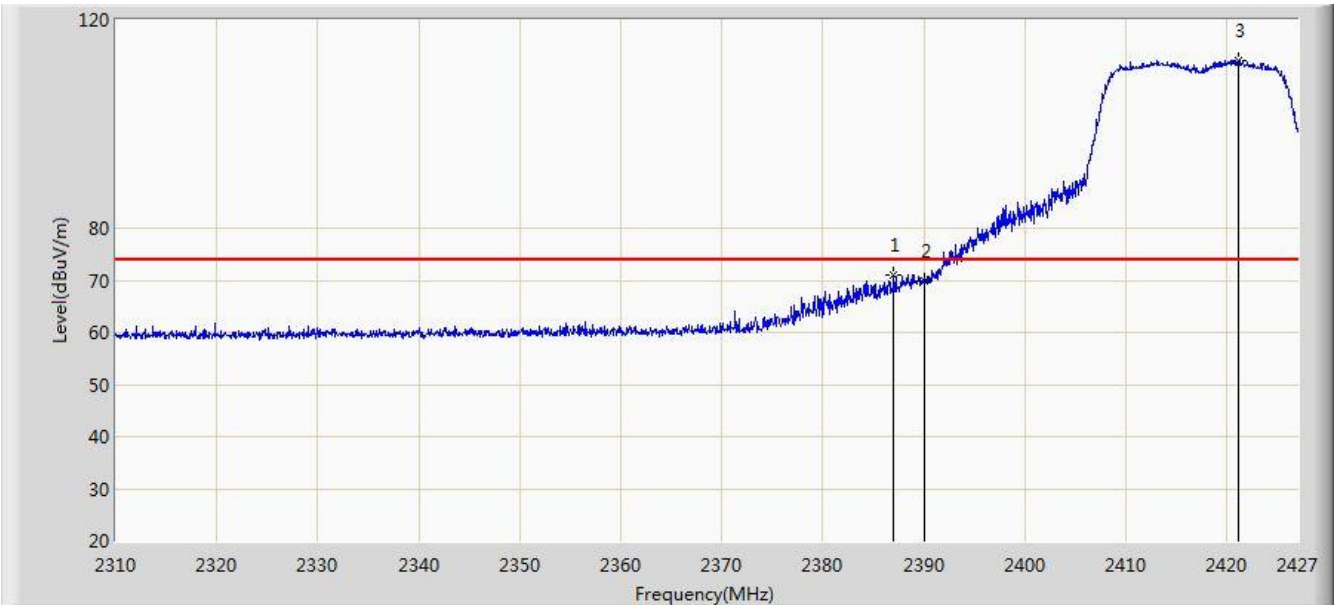


No	Flag	Mark	Frequency (MHz)	Measure Level (dBuV/m)	Reading Level (dBuV)	Over Limit (dB)	Limit (dBuV/m)	Factor (dB)	Type
1			2390.000	46.703	15.500	-7.297	54.000	31.203	AV
2		*	2415.672	90.893	59.730	N/A	N/A	31.163	AV

Note: Measure Level (dB μ V/m) = Reading Level (dB μ V) + Factor (dB)

Factor (dB) = Cable Loss (dB) + Antenna Factor (dB/m).

Site: AC1	Time: 2015/03/02 - 11:15
Limit: FCC_Part15.209_RE(3m)	Engineer: Roy Cheng
Probe: BBHA9120D_1-18GHz	Polarity: Horizontal
EUT: WiFi Concurrent 4 Port GE LAN VoIP Ethernet Gateway with USB	Power: AC 120V/60Hz
Test Mode: Transmit at channel 2417MHz by 802.11n-HT20 Ant 0	

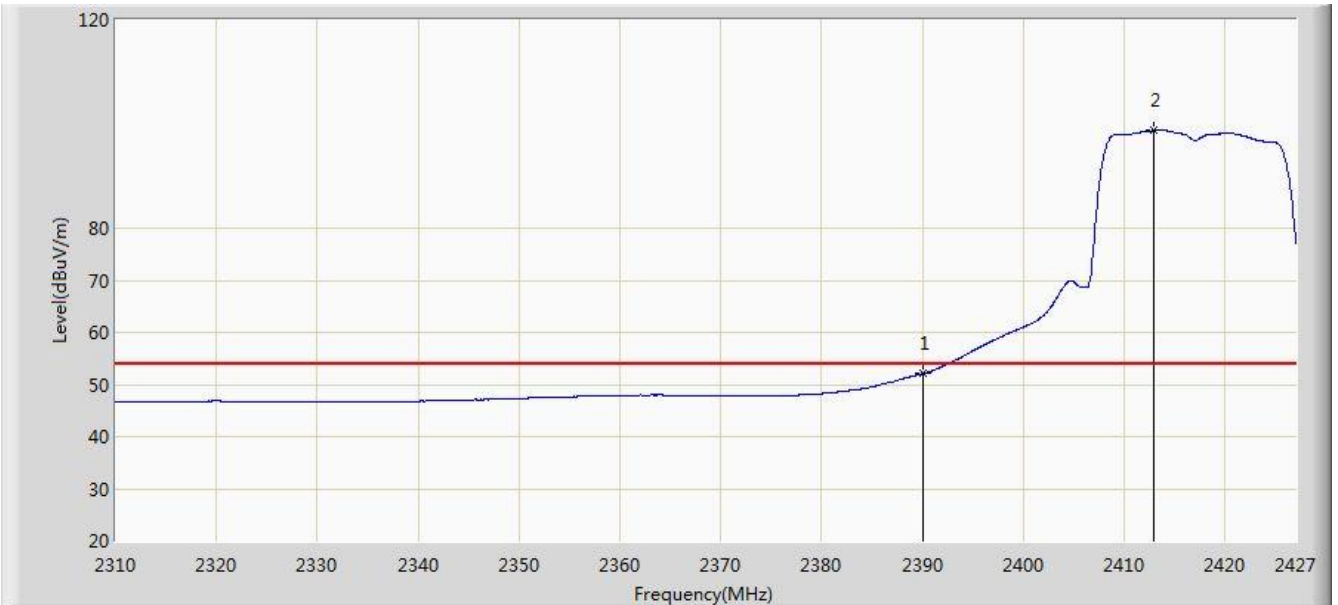


No	Flag	Mark	Frequency (MHz)	Measure Level (dBuV/m)	Reading Level (dBuV)	Over Limit (dB)	Limit (dBuV/m)	Factor (dB)	Type
1			2387.044	71.142	39.934	-2.858	74.000	31.208	PK
2			2390.000	69.916	38.713	-4.084	74.000	31.203	PK
3		*	2421.150	112.225	81.071	N/A	N/A	31.154	PK

Note: Measure Level (dBuV/m) = Reading Level (dBuV) + Factor (dB)

Factor (dB) = Cable Loss (dB) + Antenna Factor (dB/m).

Site: AC1	Time: 2015/03/02 - 11:18
Limit: FCC_Part15.209_RE(3m)	Engineer: Roy Cheng
Probe: BBHA9120D_1-18GHz	Polarity: Horizontal
EUT: WiFi Concurrent 4 Port GE LAN VoIP Ethernet Gateway with USB	Power: AC 120V/60Hz
Test Mode: Transmit at channel 2417MHz by 802.11n-HT20 Ant 0	

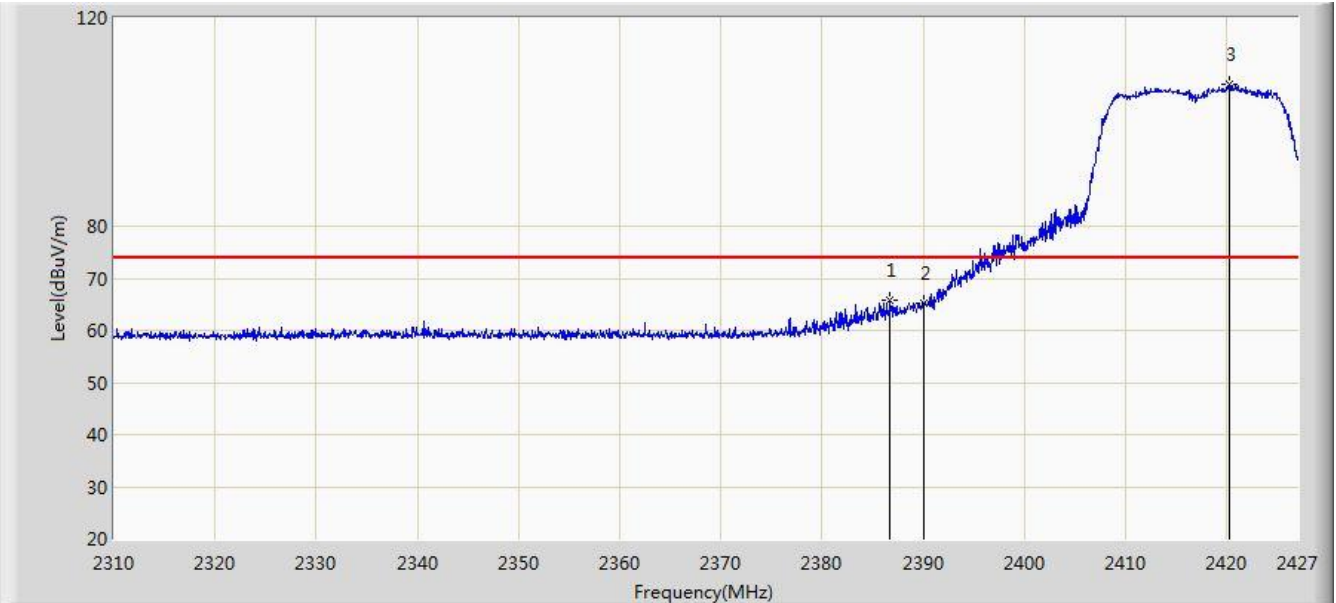


No	Flag	Mark	Frequency (MHz)	Measure Level (dBuV/m)	Reading Level (dBuV)	Over Limit (dB)	Limit (dBuV/m)	Factor (dB)	Type
1			2390.000	52.069	20.866	-1.931	54.000	31.203	AV
2		*	2412.902	98.773	67.605	N/A	N/A	31.168	AV

Note: Measure Level (dB μ V/m) = Reading Level (dB μ V) + Factor (dB)

Factor (dB) = Cable Loss (dB) + Antenna Factor (dB/m).

Site: AC1	Time: 2015/03/02 - 11:19
Limit: FCC_Part15.209_RE(3m)	Engineer: Roy Cheng
Probe: BBHA9120D_1-18GHz	Polarity: Vertical
EUT: WiFi Concurrent 4 Port GE LAN VoIP Ethernet Gateway with USB	Power: AC 120V/60Hz
Test Mode: Transmit at channel 2417MHz by 802.11n-HT20 Ant 0	

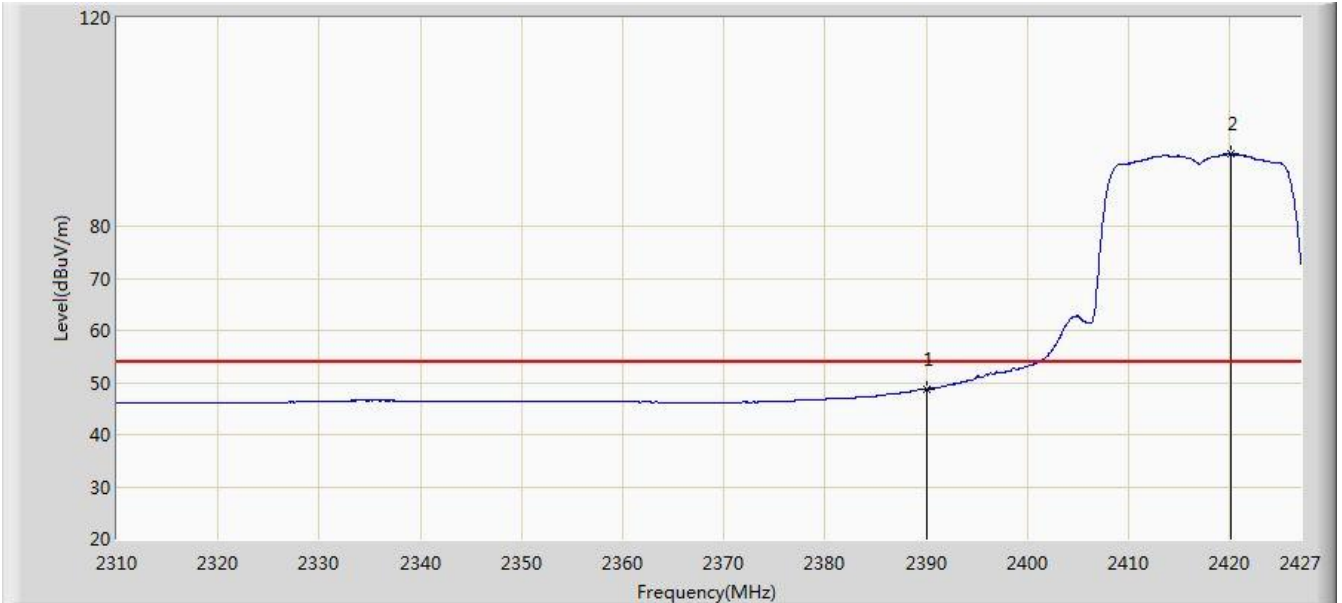


No	Flag	Mark	Frequency (MHz)	Measure Level (dBuV/m)	Reading Level (dBuV)	Over Limit (dB)	Limit (dBuV/m)	Factor (dB)	Type
1			2386.752	65.856	34.647	-8.144	74.000	31.208	PK
2			2390.000	65.088	33.885	-8.912	74.000	31.203	PK
3		*	2420.272	107.143	75.988	N/A	N/A	31.155	PK

Note: Measure Level (dBuV/m) = Reading Level (dBuV) + Factor (dB)

Factor (dB) = Cable Loss (dB) + Antenna Factor (dB/m).

Site: AC1	Time: 2015/03/02 - 11:22
Limit: FCC_Part15.209_RE(3m)	Engineer: Roy Cheng
Probe: BBHA9120D_1-18GHz	Polarity: Vertical
EUT: WiFi Concurrent 4 Port GE LAN VoIP Ethernet Gateway with USB	Power: AC 120V/60Hz
Test Mode: Transmit at channel 2417MHz by 802.11n-HT20 Ant 0	

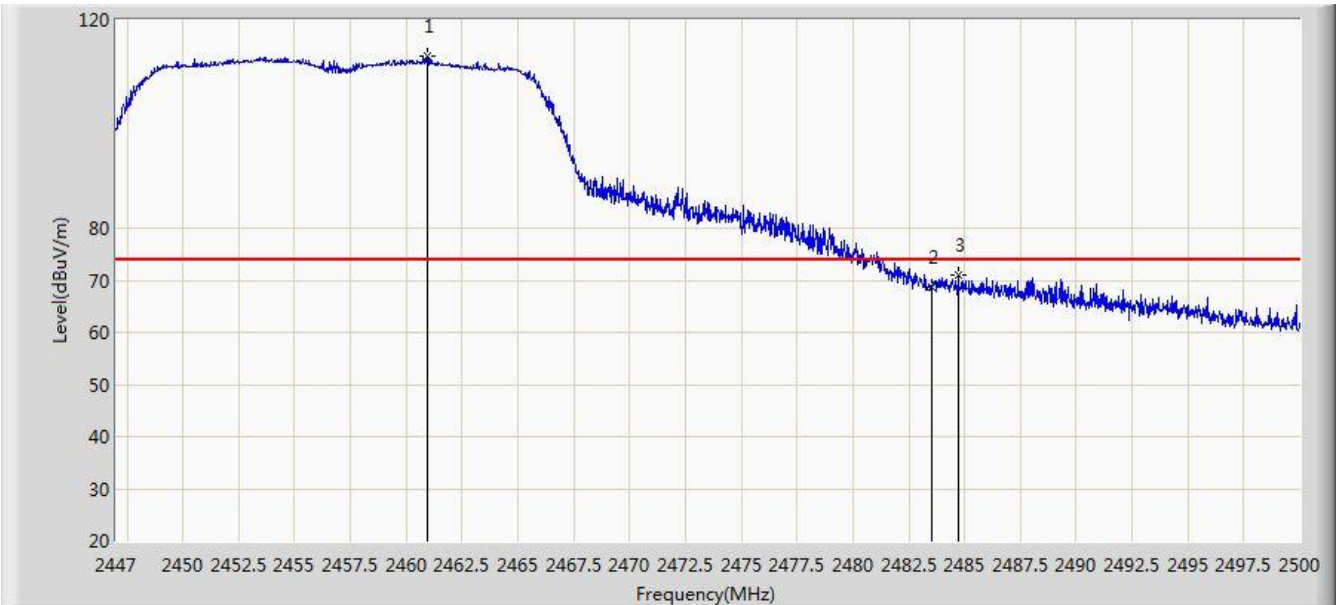


No	Flag	Mark	Frequency (MHz)	Measure Level (dBuV/m)	Reading Level (dBuV)	Over Limit (dB)	Limit (dBuV/m)	Factor (dB)	Type
1			2390.000	48.806	17.603	-5.194	54.000	31.203	AV
2		*	2420.039	93.847	62.691	N/A	N/A	31.156	AV

Note: Measure Level (dB μ V/m) = Reading Level (dB μ V) + Factor (dB)

Factor (dB) = Cable Loss (dB) + Antenna Factor (dB/m).

Site: AC1	Time: 2015/03/02 - 11:28
Limit: FCC_Part15.209_RE(3m)	Engineer: Roy Cheng
Probe: BBHA9120D_1-18GHz	Polarity: Horizontal
EUT: WiFi Concurrent 4 Port GE LAN VoIP Ethernet Gateway with USB	Power: AC 120V/60Hz
Test Mode: Transmit at channel 2457MHz by 802.11n-HT20 Ant 0	

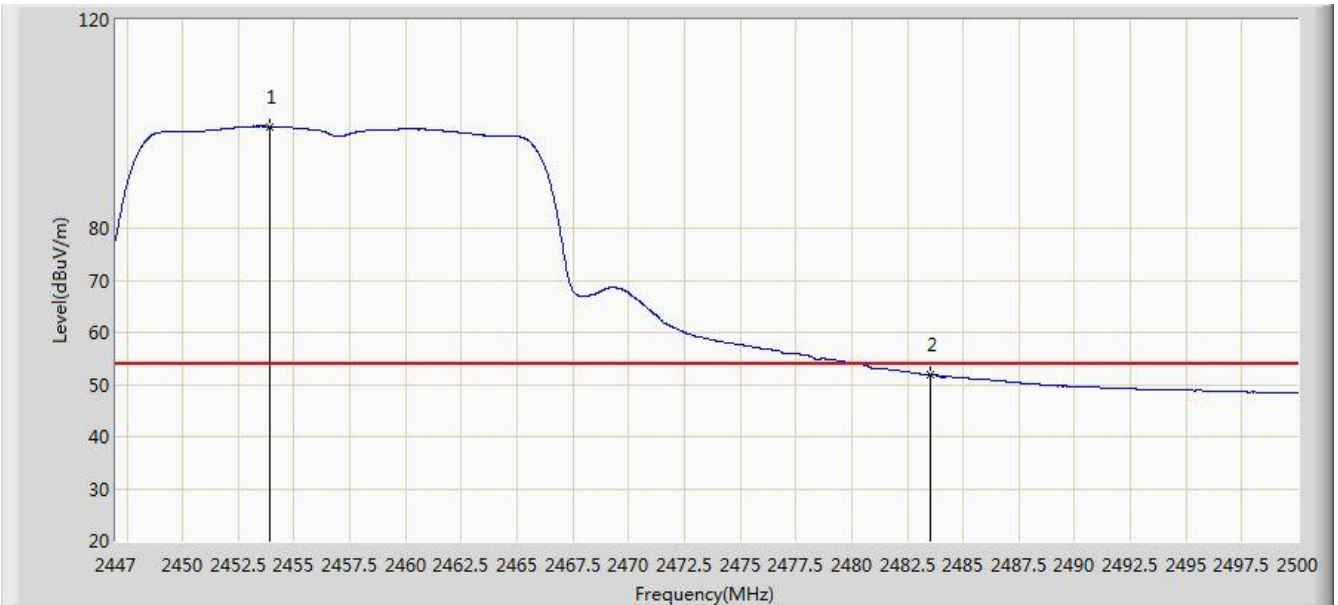


No	Flag	Mark	Frequency (MHz)	Measure Level (dBuV/m)	Reading Level (dBuV)	Over Limit (dB)	Limit (dBuV/m)	Factor (dB)	Type
1		*	2460.939	113.026	81.893	N/A	N/A	31.133	PK
2			2483.500	68.813	37.620	-5.187	74.000	31.194	PK
3			2484.709	71.119	39.922	-2.881	74.000	31.197	PK

Note: Measure Level (dBuV/m) = Reading Level (dBuV) + Factor (dB)

Factor (dB) = Cable Loss (dB) + Antenna Factor (dB/m).

Site: AC1	Time: 2015/03/02 - 11:31
Limit: FCC_Part15.209_RE(3m)	Engineer: Roy Cheng
Probe: BBHA9120D_1-18GHz	Polarity: Horizontal
EUT: WiFi Concurrent 4 Port GE LAN VoIP Ethernet Gateway with USB	Power: AC 120V/60Hz
Test Mode: Transmit at channel 2457MHz by 802.11n-HT20 Ant 0	

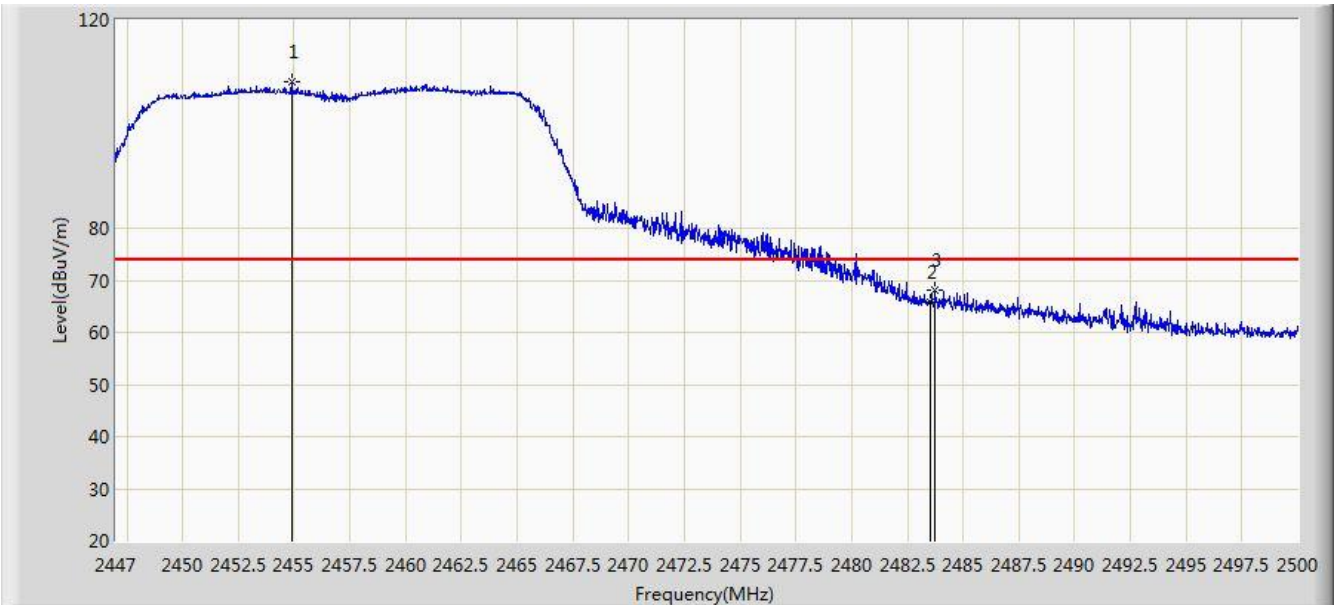


No	Flag	Mark	Frequency (MHz)	Measure Level (dBuV/m)	Reading Level (dBuV)	Over Limit (dB)	Limit (dBuV/m)	Factor (dB)	Type
1		*	2453.890	99.531	68.410	N/A	N/A	31.121	AV
2			2483.500	51.842	20.649	-2.158	54.000	31.194	AV

Note: Measure Level (dB μ V/m) = Reading Level (dB μ V) + Factor (dB)

Factor (dB) = Cable Loss (dB) + Antenna Factor (dB/m).

Site: AC1	Time: 2015/03/02 - 11:31
Limit: FCC_Part15.209_RE(3m)	Engineer: Roy Cheng
Probe: BBHA9120D_1-18GHz	Polarity: Vertical
EUT: WiFi Concurrent 4 Port GE LAN VoIP Ethernet Gateway with USB	Power: AC 120V/60Hz
Test Mode: Transmit at channel 2457MHz by 802.11n-HT20 Ant 0	

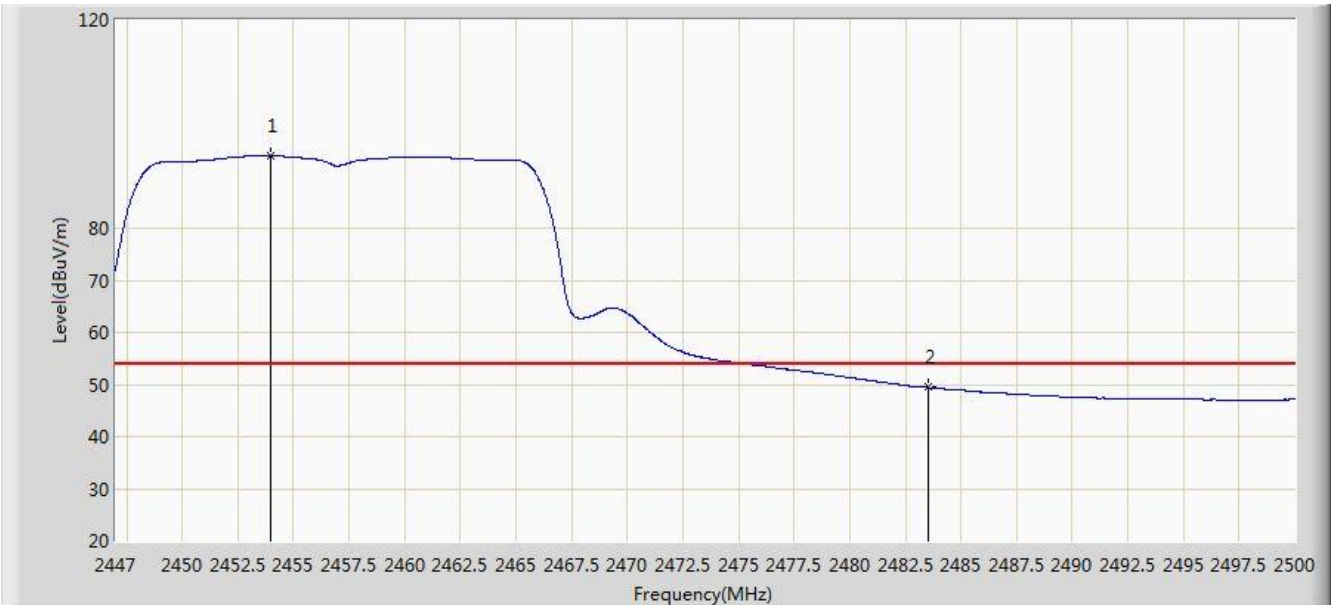


No	Flag	Mark	Frequency (MHz)	Measure Level (dBuV/m)	Reading Level (dBuV)	Over Limit (dB)	Limit (dBuV/m)	Factor (dB)	Type
1		*	2454.897	108.227	77.104	N/A	N/A	31.123	PK
2			2483.500	65.759	34.566	-8.241	74.000	31.194	PK
3			2483.756	67.990	36.796	-6.010	74.000	31.194	PK

Note: Measure Level (dBuV/m) = Reading Level (dBuV) + Factor (dB)

Factor (dB) = Cable Loss (dB) + Antenna Factor (dB/m).

Site: AC1	Time: 2015/03/02 - 11:33
Limit: FCC_Part15.209_RE(3m)	Engineer: Roy Cheng
Probe: BBHA9120D_1-18GHz	Polarity: Vertical
EUT: WiFi Concurrent 4 Port GE LAN VoIP Ethernet Gateway with USB	Power: AC 120V/60Hz
Test Mode: Transmit at channel 2457MHz by 802.11n-HT20 Ant 0	

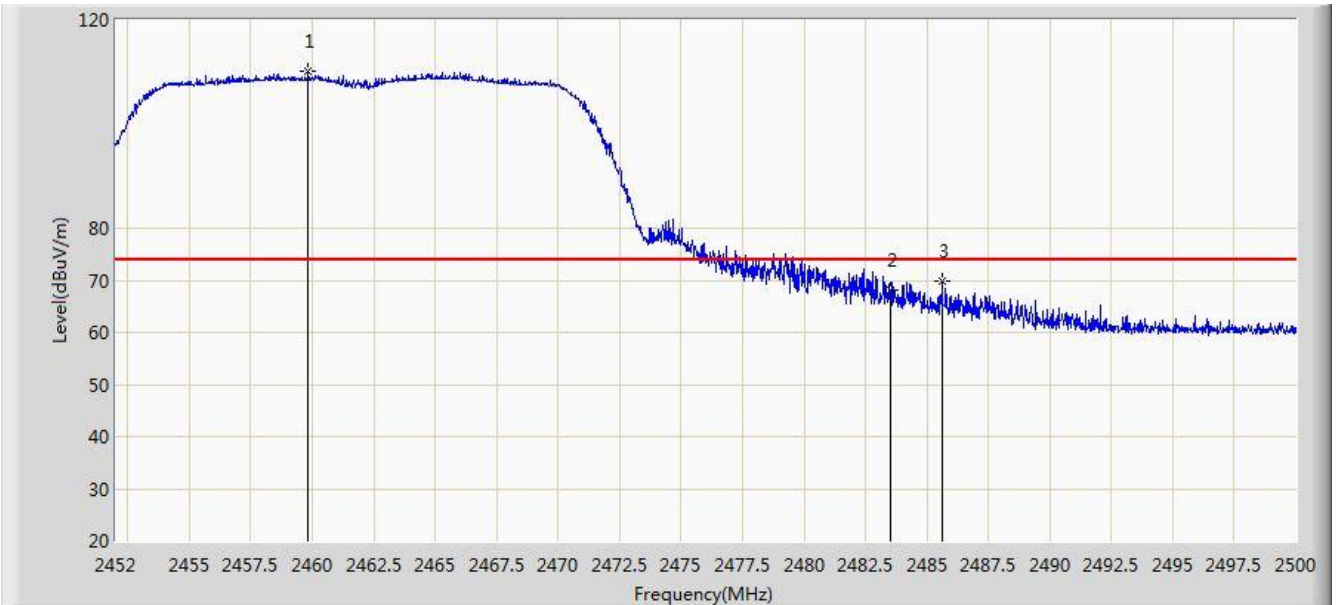


No	Flag	Mark	Frequency (MHz)	Measure Level (dBuV/m)	Reading Level (dBuV)	Over Limit (dB)	Limit (dBuV/m)	Factor (dB)	Type
1		*	2453.969	93.868	62.747	N/A	N/A	31.121	AV
2			2483.500	49.437	18.244	-4.563	54.000	31.194	AV

Note: Measure Level (dB μ V/m) = Reading Level (dB μ V) + Factor (dB)

Factor (dB) = Cable Loss (dB) + Antenna Factor (dB/m).

Site: AC1	Time: 2015/03/02 - 11:34
Limit: FCC_Part15.209_RE(3m)	Engineer: Roy Cheng
Probe: BBHA9120D_1-18GHz	Polarity: Horizontal
EUT: WiFi Concurrent 4 Port GE LAN VoIP Ethernet Gateway with USB	Power: AC 120V/60Hz
Test Mode: Transmit at channel 2462MHz by 802.11n-HT20 Ant 0	

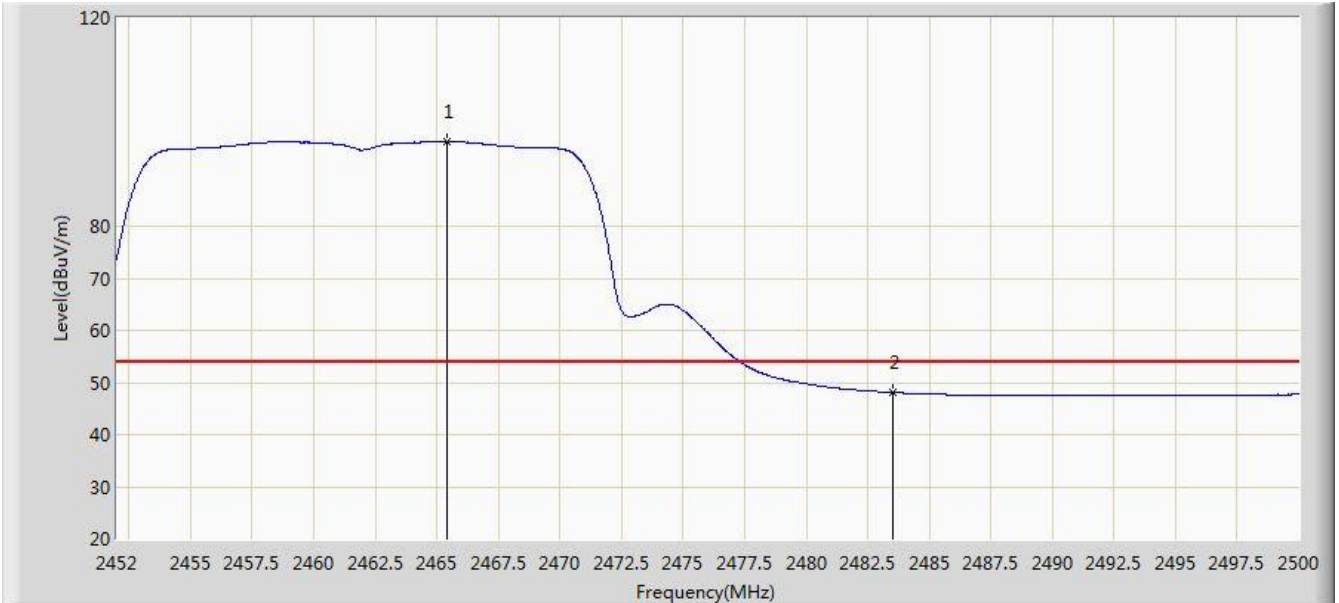


No	Flag	Mark	Frequency (MHz)	Measure Level (dBuV/m)	Reading Level (dBuV)	Over Limit (dB)	Limit (dBuV/m)	Factor (dB)	Type
1		*	2459.848	110.175	79.043	N/A	N/A	31.131	PK
2			2483.500	68.066	36.873	-5.934	74.000	31.194	PK
3			2485.624	69.753	38.554	-4.247	74.000	31.198	PK

Note: Measure Level (dBuV/m) = Reading Level (dBuV) + Factor (dB)

Factor (dB) = Cable Loss (dB) + Antenna Factor (dB/m).

Site: AC1	Time: 2015/03/02 - 11:38
Limit: FCC_Part15.209_RE(3m)	Engineer: Roy Cheng
Probe: BBHA9120D_1-18GHz	Polarity: Horizontal
EUT: WiFi Concurrent 4 Port GE LAN VoIP Ethernet Gateway with USB	Power: AC 120V/60Hz
Test Mode: Transmit at channel 2462MHz by 802.11n-HT20 Ant 0	

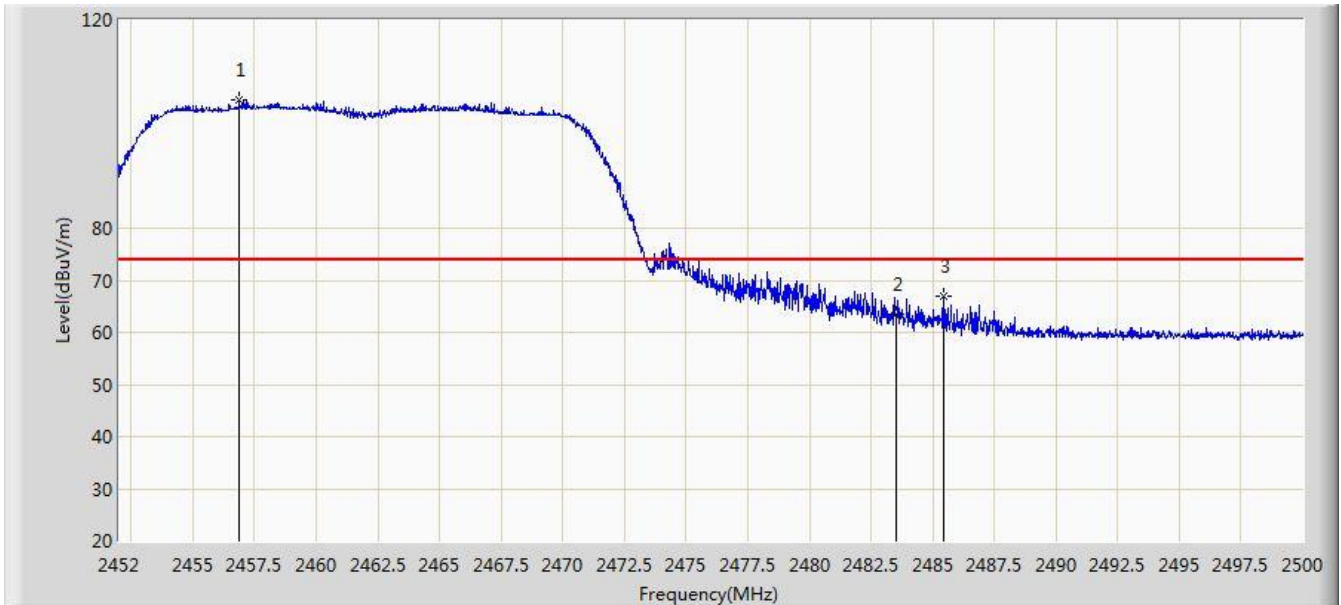


No	Flag	Mark	Frequency (MHz)	Measure Level (dBuV/m)	Reading Level (dBuV)	Over Limit (dB)	Limit (dBuV/m)	Factor (dB)	Type
1		*	2465.440	96.268	65.125	N/A	N/A	31.143	AV
2			2483.500	48.086	16.893	-5.914	54.000	31.194	AV

Note: Measure Level (dB μ V/m) = Reading Level (dB μ V) + Factor (dB)

Factor (dB) = Cable Loss (dB) + Antenna Factor (dB/m).

Site: AC1	Time: 2015/03/02 - 11:39
Limit: FCC_Part15.209_RE(3m)	Engineer: Roy Cheng
Probe: BBHA9120D_1-18GHz	Polarity: Vertical
EUT: WiFi Concurrent 4 Port GE LAN VoIP Ethernet Gateway with USB	Power: AC 120V/60Hz
Test Mode: Transmit at channel 2462MHz by 802.11n-HT20 Ant 0	

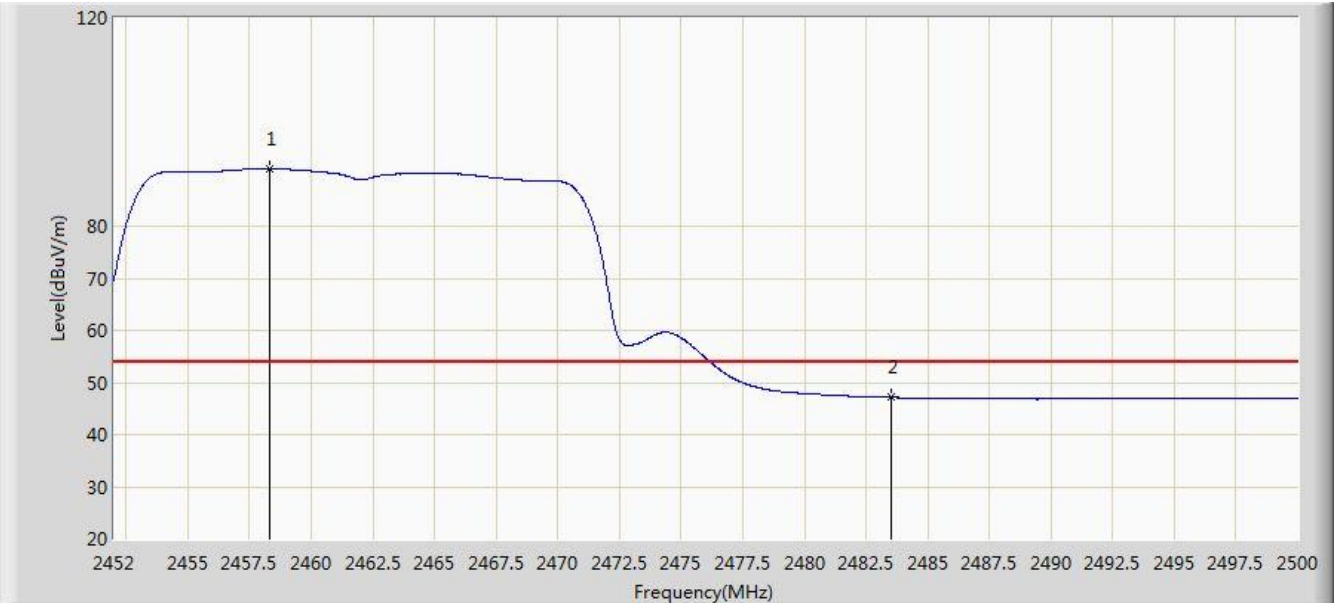


No	Flag	Mark	Frequency (MHz)	Measure Level (dBuV/m)	Reading Level (dBuV)	Over Limit (dB)	Limit (dBuV/m)	Factor (dB)	Type
1		*	2456.872	104.580	73.454	N/A	N/A	31.126	PK
2			2483.500	63.430	32.237	-10.570	74.000	31.194	PK
3			2485.456	66.836	35.638	-7.164	74.000	31.198	PK

Note: Measure Level (dBuV/m) = Reading Level (dBuV) + Factor (dB)

Factor (dB) = Cable Loss (dB) + Antenna Factor (dB/m).

Site: AC1	Time: 2015/03/02 - 11:41
Limit: FCC_Part15.209_RE(3m)	Engineer: Roy Cheng
Probe: BBHA9120D_1-18GHz	Polarity: Vertical
EUT: WiFi Concurrent 4 Port GE LAN VoIP Ethernet Gateway with USB	Power: AC 120V/60Hz
Test Mode: Transmit at channel 2462MHz by 802.11n-HT20 Ant 0	

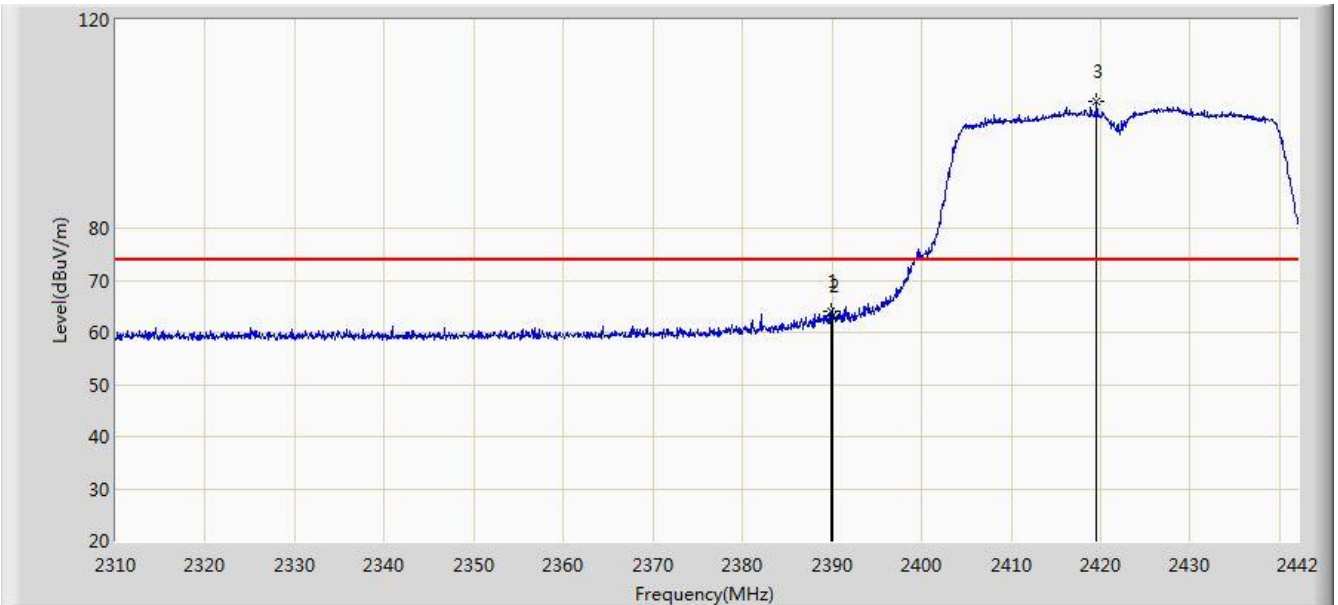


No	Flag	Mark	Frequency (MHz)	Measure Level (dBuV/m)	Reading Level (dBuV)	Over Limit (dB)	Limit (dBuV/m)	Factor (dB)	Type
1		*	2458.312	90.975	59.846	N/A	N/A	31.129	AV
2			2483.500	47.115	15.922	-6.885	54.000	31.194	AV

Note: Measure Level (dB μ V/m) = Reading Level (dB μ V) + Factor (dB)

Factor (dB) = Cable Loss (dB) + Antenna Factor (dB/m).

Site: AC1	Time: 2015/03/02 - 11:42
Limit: FCC_Part15.209_RE(3m)	Engineer: Roy Cheng
Probe: BBHA9120D_1-18GHz	Polarity: Horizontal
EUT: WiFi Concurrent 4 Port GE LAN VoIP Ethernet Gateway with USB	Power: AC 120V/60Hz
Test Mode: Transmit at channel 2422MHz by 802.11n-HT40 Ant 0	

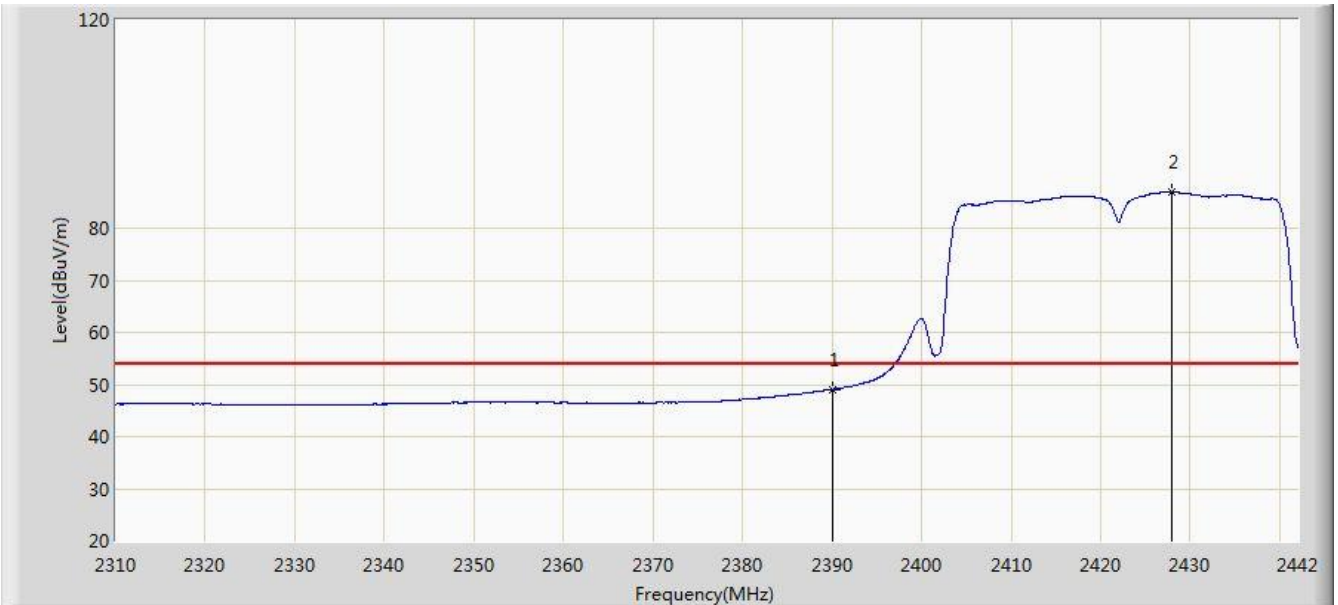


No	Flag	Mark	Frequency (MHz)	Measure Level (dBuV/m)	Reading Level (dBuV)	Over Limit (dB)	Limit (dBuV/m)	Factor (dB)	Type
1			2389.860	64.155	32.952	-9.845	74.000	31.203	PK
2			2390.000	63.149	31.946	-10.851	74.000	31.203	PK
3		*	2419.560	104.336	73.179	N/A	N/A	31.157	PK

Note: Measure Level (dBuV/m) = Reading Level (dBuV) + Factor (dB)

Factor (dB) = Cable Loss (dB) + Antenna Factor (dB/m).

Site: AC1	Time: 2015/03/02 - 11:48
Limit: FCC_Part15.209_RE(3m)	Engineer: Roy Cheng
Probe: BBHA9120D_1-18GHz	Polarity: Horizontal
EUT: WiFi Concurrent 4 Port GE LAN VoIP Ethernet Gateway with USB	Power: AC 120V/60Hz
Test Mode: Transmit at channel 2422MHz by 802.11n-HT40 Ant 0	

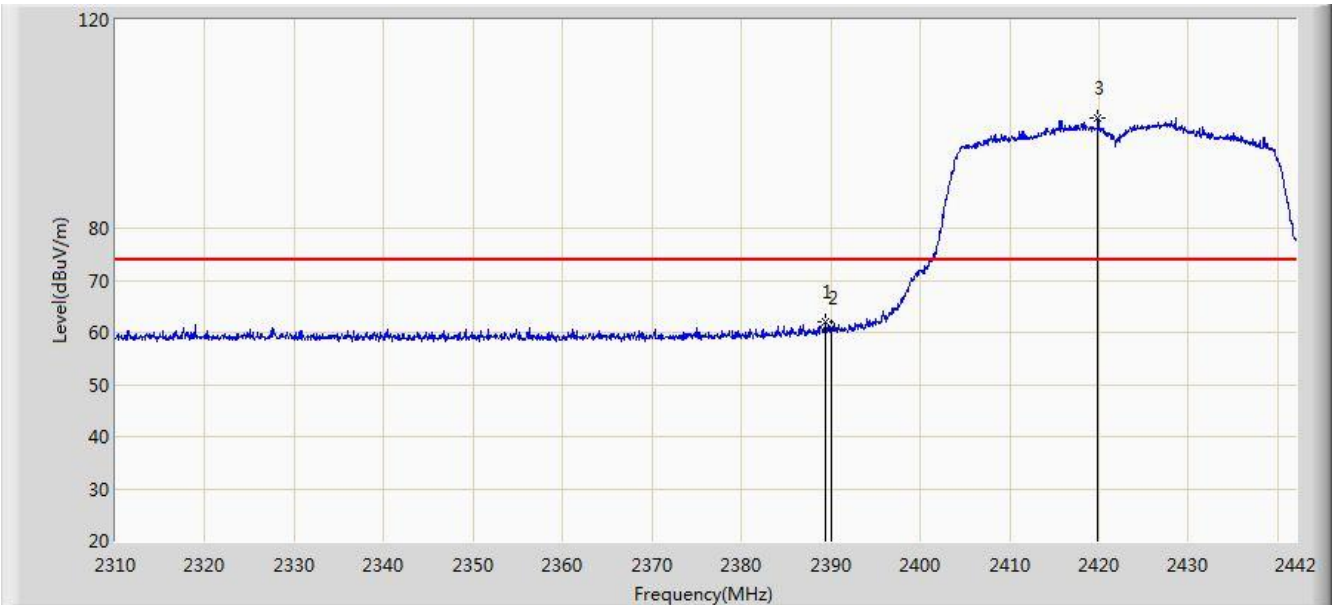


No	Flag	Mark	Frequency (MHz)	Measure Level (dBuV/m)	Reading Level (dBuV)	Over Limit (dB)	Limit (dBuV/m)	Factor (dB)	Type
1			2390.000	49.091	17.888	-4.909	54.000	31.203	AV
2		*	2427.876	86.944	55.802	N/A	N/A	31.142	AV

Note: Measure Level (dB μ V/m) = Reading Level (dB μ V) + Factor (dB)

Factor (dB) = Cable Loss (dB) + Antenna Factor (dB/m).

Site: AC1	Time: 2015/03/02 - 11:49
Limit: FCC_Part15.209_RE(3m)	Engineer: Roy Cheng
Probe: BBHA9120D_1-18GHz	Polarity: Vertical
EUT: WiFi Concurrent 4 Port GE LAN VoIP Ethernet Gateway with USB	Power: AC 120V/60Hz
Test Mode: Transmit at channel 2422MHz by 802.11n-HT40 Ant 0	

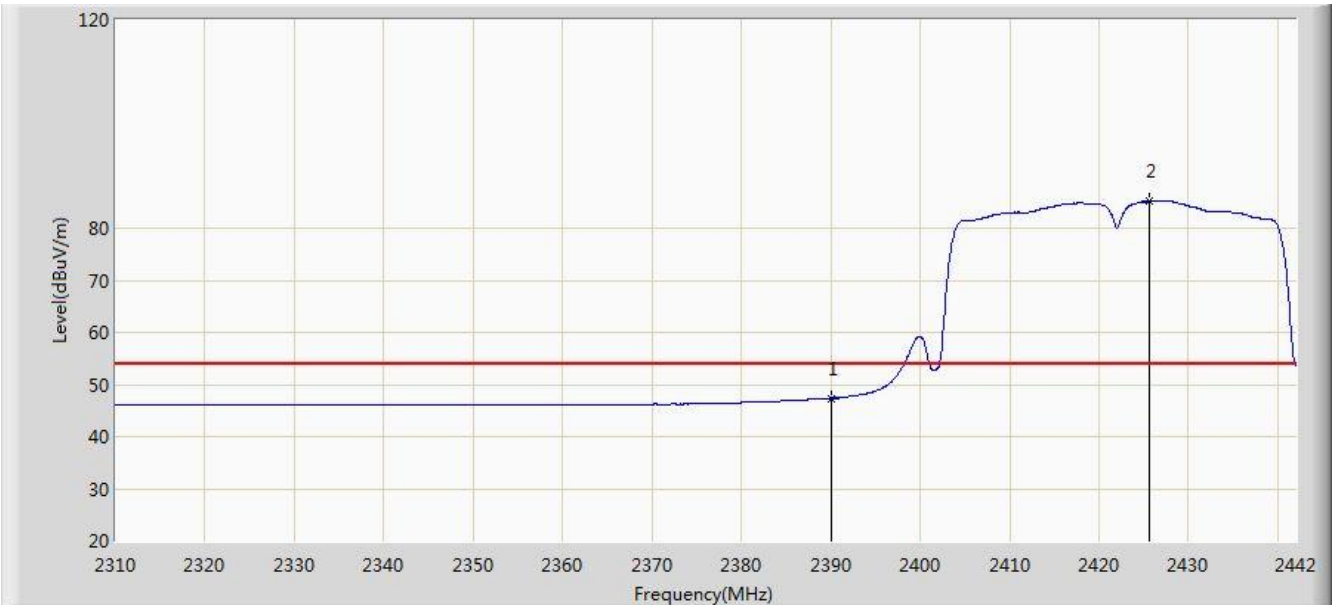


No	Flag	Mark	Frequency (MHz)	Measure Level (dBuV/m)	Reading Level (dBuV)	Over Limit (dB)	Limit (dBuV/m)	Factor (dB)	Type
1			2389.398	61.995	30.791	-12.005	74.000	31.203	PK
2			2390.000	60.755	29.552	-13.245	74.000	31.203	PK
3		*	2419.824	101.152	69.996	N/A	N/A	31.156	PK

Note: Measure Level (dBuV/m) = Reading Level (dBuV) + Factor (dB)

Factor (dB) = Cable Loss (dB) + Antenna Factor (dB/m).

Site: AC1	Time: 2015/03/02 - 11:52
Limit: FCC_Part15.209_RE(3m)	Engineer: Roy Cheng
Probe: BBHA9120D_1-18GHz	Polarity: Vertical
EUT: WiFi Concurrent 4 Port GE LAN VoIP Ethernet Gateway with USB	Power: AC 120V/60Hz
Test Mode: Transmit at channel 2422MHz by 802.11n-HT40 Ant 0	

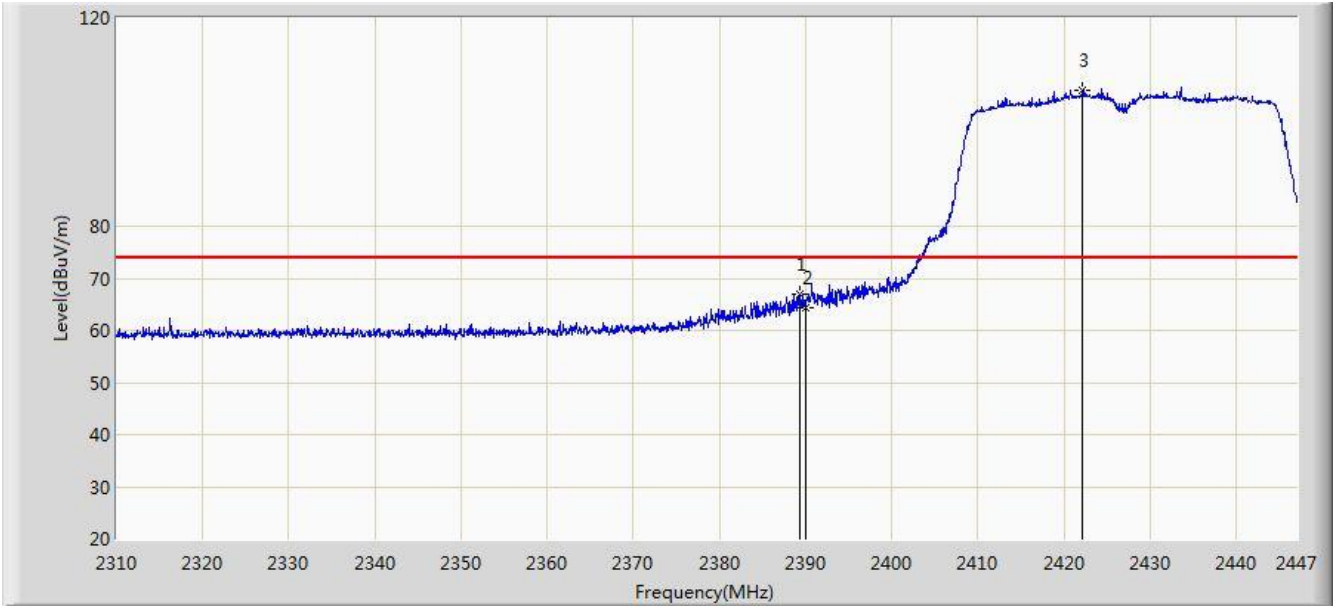


No	Flag	Mark	Frequency (MHz)	Measure Level (dBuV/m)	Reading Level (dBuV)	Over Limit (dB)	Limit (dBuV/m)	Factor (dB)	Type
1			2390.000	47.389	16.186	-6.611	54.000	31.203	AV
2		*	2425.698	85.222	54.076	N/A	N/A	31.146	AV

Note: Measure Level (dB μ V/m) = Reading Level (dB μ V) + Factor (dB)

Factor (dB) = Cable Loss (dB) + Antenna Factor (dB/m).

Site: AC1	Time: 2015/03/02 - 11:53
Limit: FCC_Part15.209_RE(3m)	Engineer: Roy Cheng
Probe: BBHA9120D_1-18GHz	Polarity: Horizontal
EUT: WiFi Concurrent 4 Port GE LAN VoIP Ethernet Gateway with USB	Power: AC 120V/60Hz
Test Mode: Transmit at channel 2427MHz by 802.11n-HT40 Ant 0	

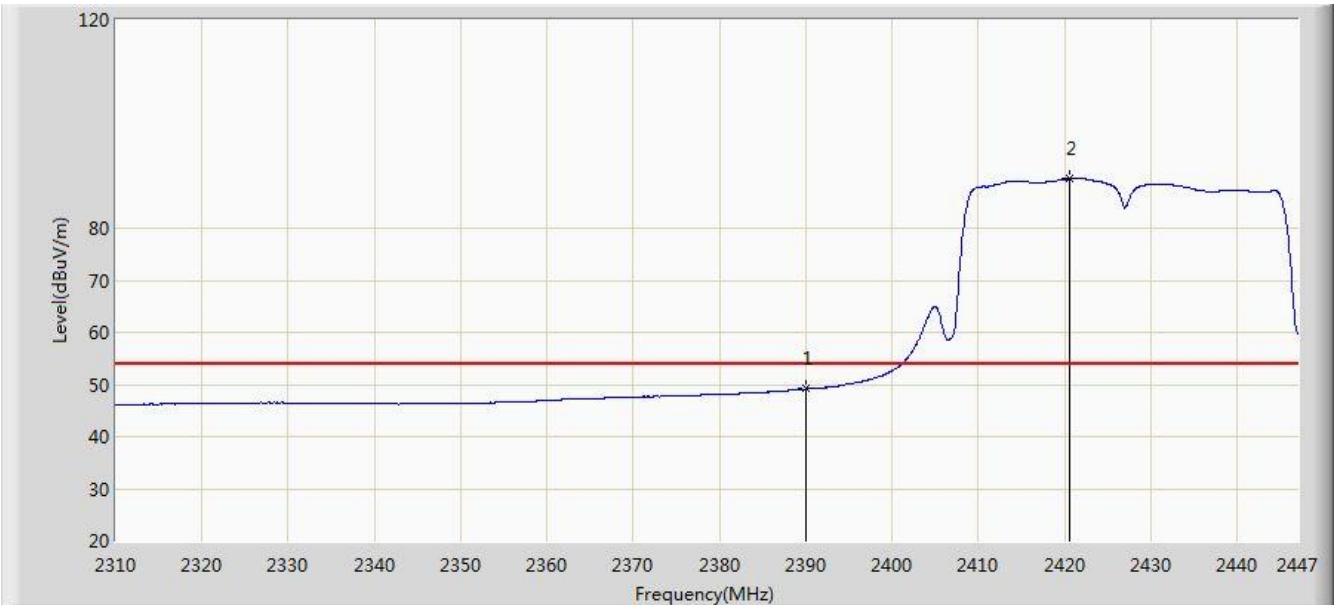


No	Flag	Mark	Frequency (MHz)	Measure Level (dBuV/m)	Reading Level (dBuV)	Over Limit (dB)	Limit (dBuV/m)	Factor (dB)	Type
1			2389.254	67.051	35.847	-6.949	74.000	31.204	PK
2			2390.000	64.346	33.143	-9.654	74.000	31.203	PK
3		*	2422.135	106.189	75.037	N/A	N/A	31.152	PK

Note: Measure Level (dBuV/m) = Reading Level (dBuV) + Factor (dB)

Factor (dB) = Cable Loss (dB) + Antenna Factor (dB/m).

Site: AC1	Time: 2015/03/02 - 11:56
Limit: FCC_Part15.209_RE(3m)	Engineer: Roy Cheng
Probe: BBHA9120D_1-18GHz	Polarity: Horizontal
EUT: WiFi Concurrent 4 Port GE LAN VoIP Ethernet Gateway with USB	Power: AC 120V/60Hz
Test Mode: Transmit at channel 2427MHz by 802.11n-HT40 Ant 0	

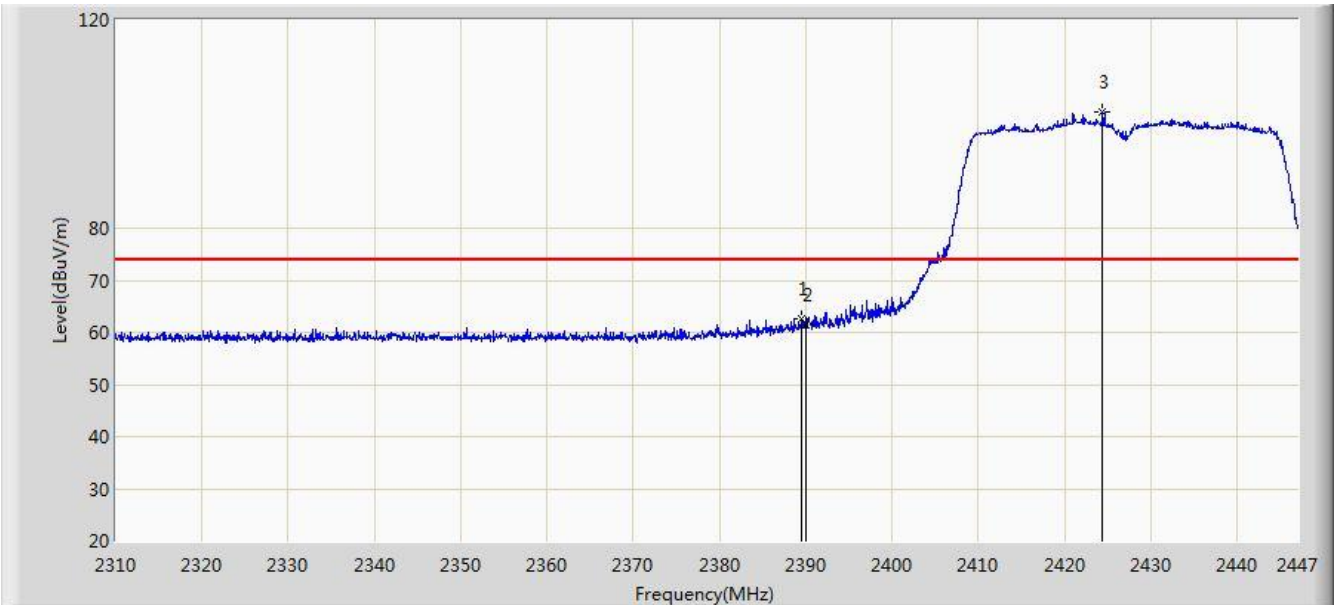


No	Flag	Mark	Frequency (MHz)	Measure Level (dBuV/m)	Reading Level (dBuV)	Over Limit (dB)	Limit (dBuV/m)	Factor (dB)	Type
1			2390.000	49.135	17.932	-4.865	54.000	31.203	AV
2		*	2420.490	89.550	58.395	N/A	N/A	31.155	AV

Note: Measure Level (dB μ V/m) = Reading Level (dB μ V) + Factor (dB)

Factor (dB) = Cable Loss (dB) + Antenna Factor (dB/m).

Site: AC1	Time: 2015/03/02 - 11:57
Limit: FCC_Part15.209_RE(3m)	Engineer: Roy Cheng
Probe: BBHA9120D_1-18GHz	Polarity: Vertical
EUT: WiFi Concurrent 4 Port GE LAN VoIP Ethernet Gateway with USB	Power: AC 120V/60Hz
Test Mode: Transmit at channel 2427MHz by 802.11n-HT40 Ant 0	

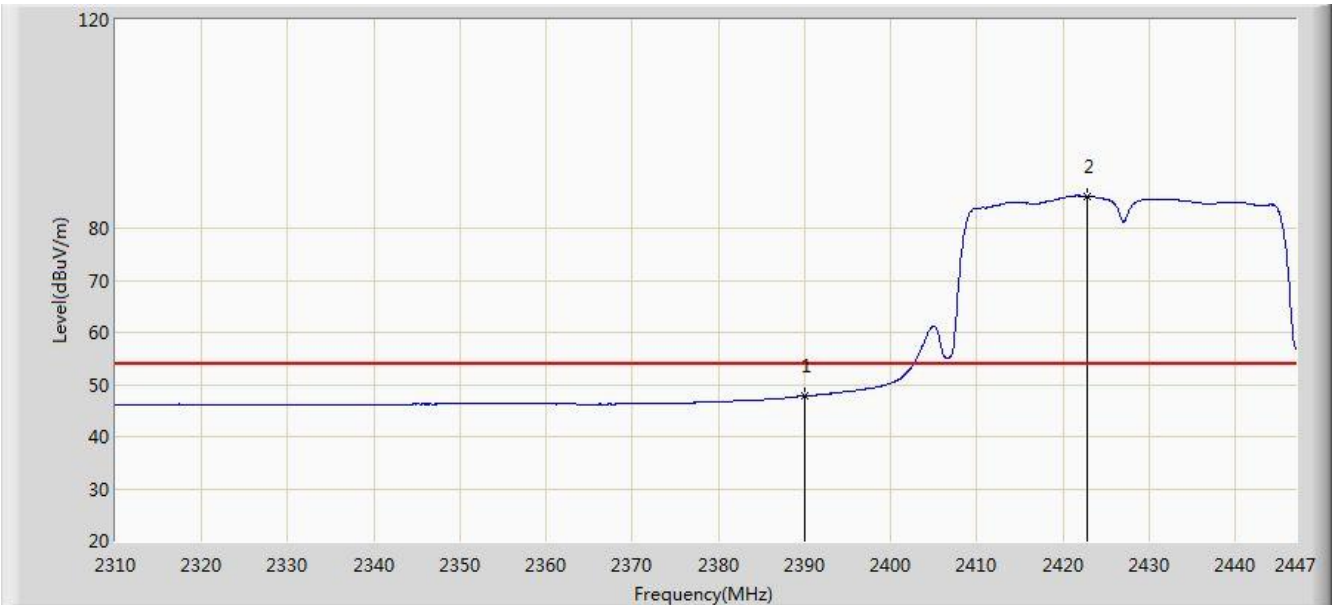


No	Flag	Mark	Frequency (MHz)	Measure Level (dBuV/m)	Reading Level (dBuV)	Over Limit (dB)	Limit (dBuV/m)	Factor (dB)	Type
1			2389.529	62.595	31.391	-11.405	74.000	31.204	PK
2			2390.000	61.542	30.339	-12.458	74.000	31.203	PK
3		*	2424.395	102.225	71.077	N/A	N/A	31.149	PK

Note: Measure Level (dBuV/m) = Reading Level (dBuV) + Factor (dB)

Factor (dB) = Cable Loss (dB) + Antenna Factor (dB/m).

Site: AC1	Time: 2015/03/02 - 12:00
Limit: FCC_Part15.209_RE(3m)	Engineer: Roy Cheng
Probe: BBHA9120D_1-18GHz	Polarity: Vertical
EUT: WiFi Concurrent 4 Port GE LAN VoIP Ethernet Gateway with USB	Power: AC 120V/60Hz
Test Mode: Transmit at channel 2427MHz by 802.11n-HT40 Ant 0	

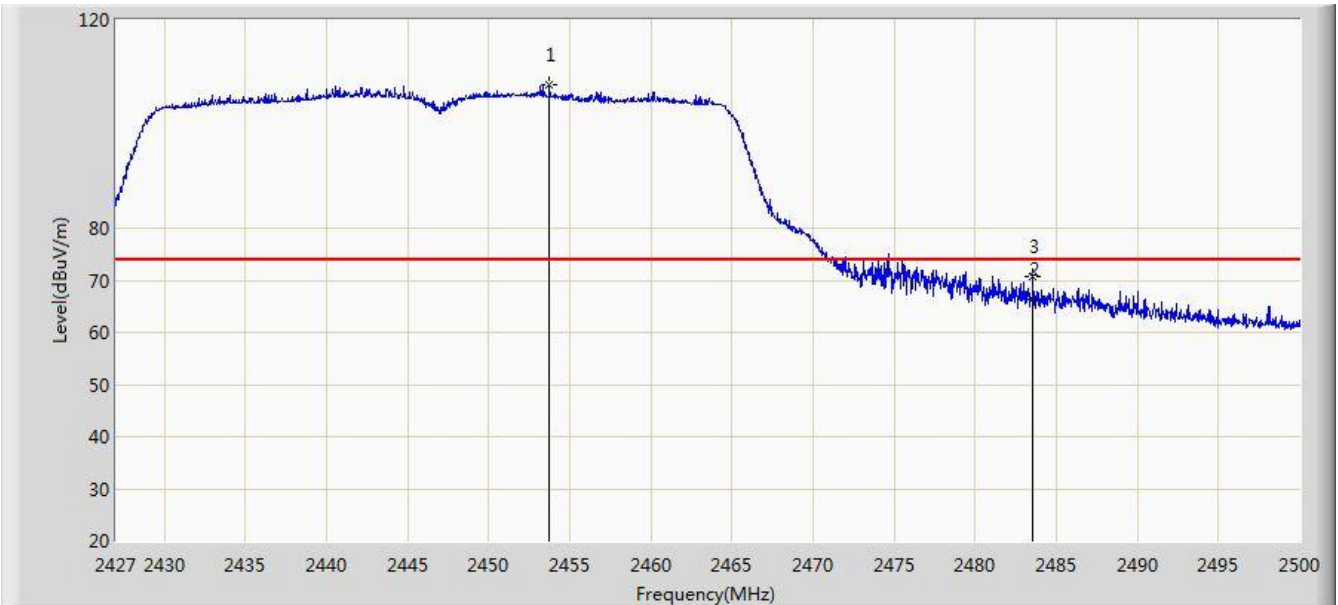


No	Flag	Mark	Frequency (MHz)	Measure Level (dBuV/m)	Reading Level (dBuV)	Over Limit (dB)	Limit (dBuV/m)	Factor (dB)	Type
1			2390.000	47.787	16.584	-6.213	54.000	31.203	AV
2		*	2422.820	86.159	55.008	N/A	N/A	31.151	AV

Note: Measure Level (dB μ V/m) = Reading Level (dB μ V) + Factor (dB)

Factor (dB) = Cable Loss (dB) + Antenna Factor (dB/m).

Site: AC1	Time: 2015/03/02 - 12:01
Limit: FCC_Part15.209_RE(3m)	Engineer: Roy Cheng
Probe: BBHA9120D_1-18GHz	Polarity: Horizontal
EUT: WiFi Concurrent 4 Port GE LAN VoIP Ethernet Gateway with USB	Power: AC 120V/60Hz
Test Mode: Transmit at channel 2447MHz by 802.11n-HT40 Ant 0	

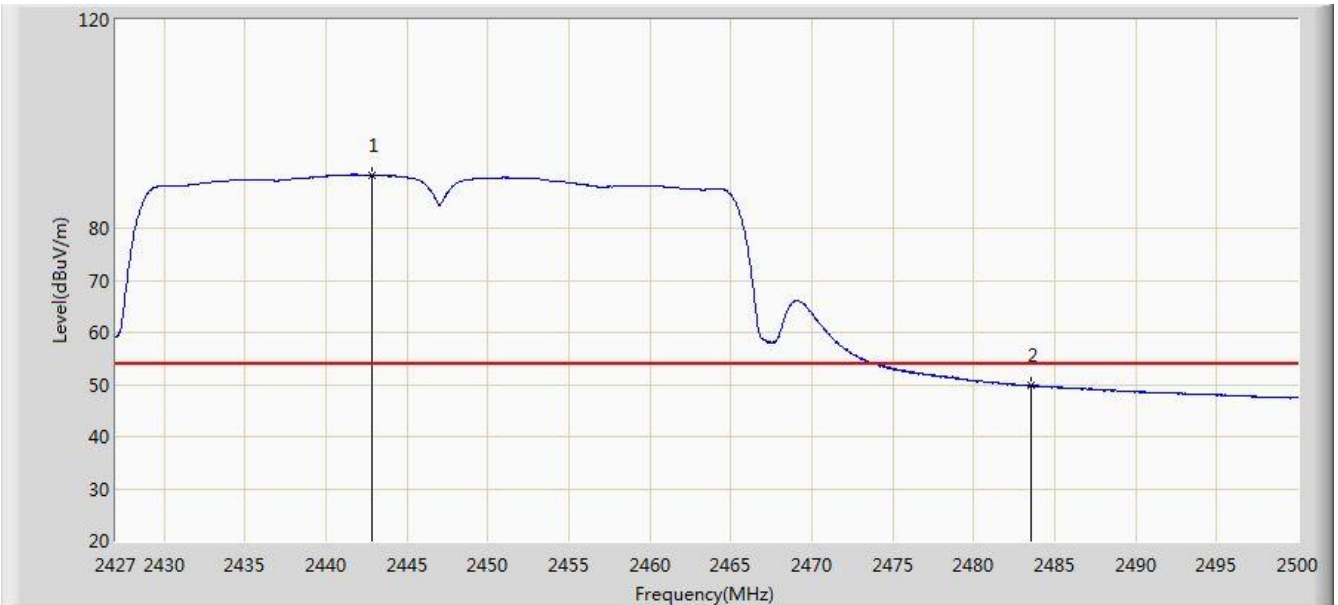


No	Flag	Mark	Frequency (MHz)	Measure Level (dBuV/m)	Reading Level (dBuV)	Over Limit (dB)	Limit (dBuV/m)	Factor (dB)	Type
1		*	2453.718	107.430	76.309	N/A	N/A	31.121	PK
2			2483.500	66.372	35.179	-7.628	74.000	31.194	PK
3			2483.575	70.666	39.472	-3.334	74.000	31.194	PK

Note: Measure Level (dBuV/m) = Reading Level (dBuV) + Factor (dB)

Factor (dB) = Cable Loss (dB) + Antenna Factor (dB/m).

Site: AC1	Time: 2015/03/02 - 13:15
Limit: FCC_Part15.209_RE(3m)	Engineer: Roy Cheng
Probe: BBHA9120D_1-18GHz	Polarity: Horizontal
EUT: WiFi Concurrent 4 Port GE LAN VoIP Ethernet Gateway with USB	Power: AC 120V/60Hz
Test Mode: Transmit at channel 2447MHz by 802.11n-HT40 Ant 0	

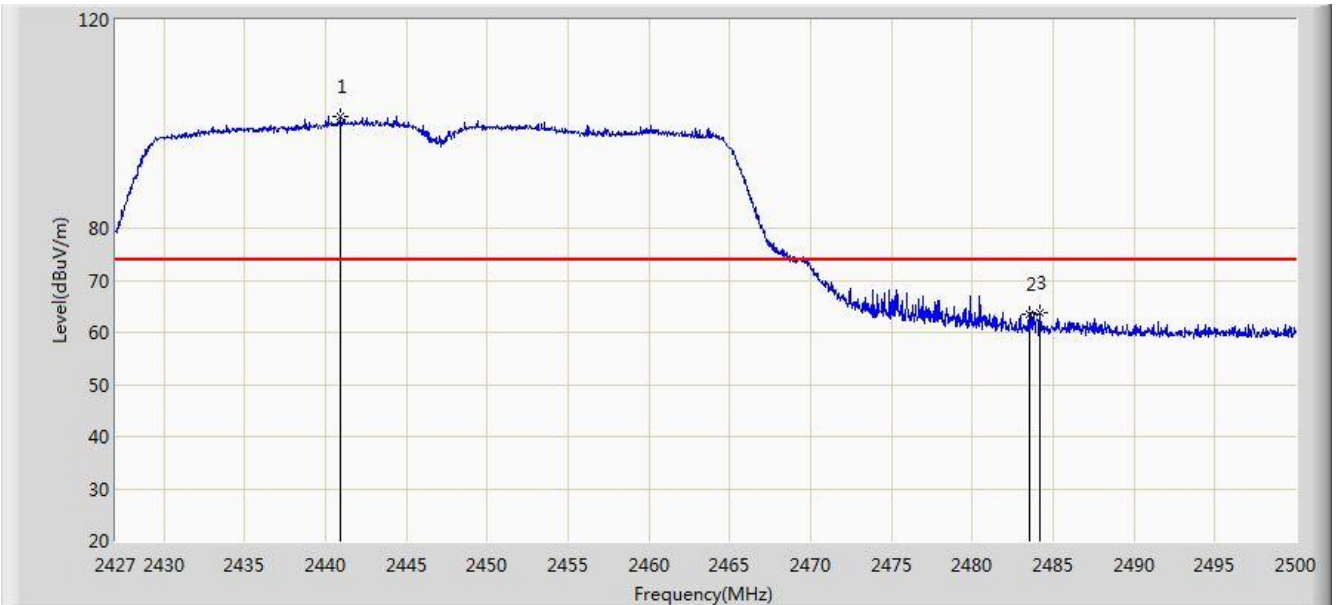


No	Flag	Mark	Frequency (MHz)	Measure Level (dBuV/m)	Reading Level (dBuV)	Over Limit (dB)	Limit (dBuV/m)	Factor (dB)	Type
1		*	2442.841	90.218	59.105	N/A	N/A	31.113	AV
2			2483.500	49.791	18.598	-4.209	54.000	31.194	AV

Note: Measure Level (dB μ V/m) = Reading Level (dB μ V) + Factor (dB)

Factor (dB) = Cable Loss (dB) + Antenna Factor (dB/m).

Site: AC1	Time: 2015/03/02 - 13:17
Limit: FCC_Part15.209_RE(3m)	Engineer: Roy Cheng
Probe: BBHA9120D_1-18GHz	Polarity: Vertical
EUT: WiFi Concurrent 4 Port GE LAN VoIP Ethernet Gateway with USB	Power: AC 120V/60Hz
Test Mode: Transmit at channel 2447MHz by 802.11n-HT40 Ant 0	

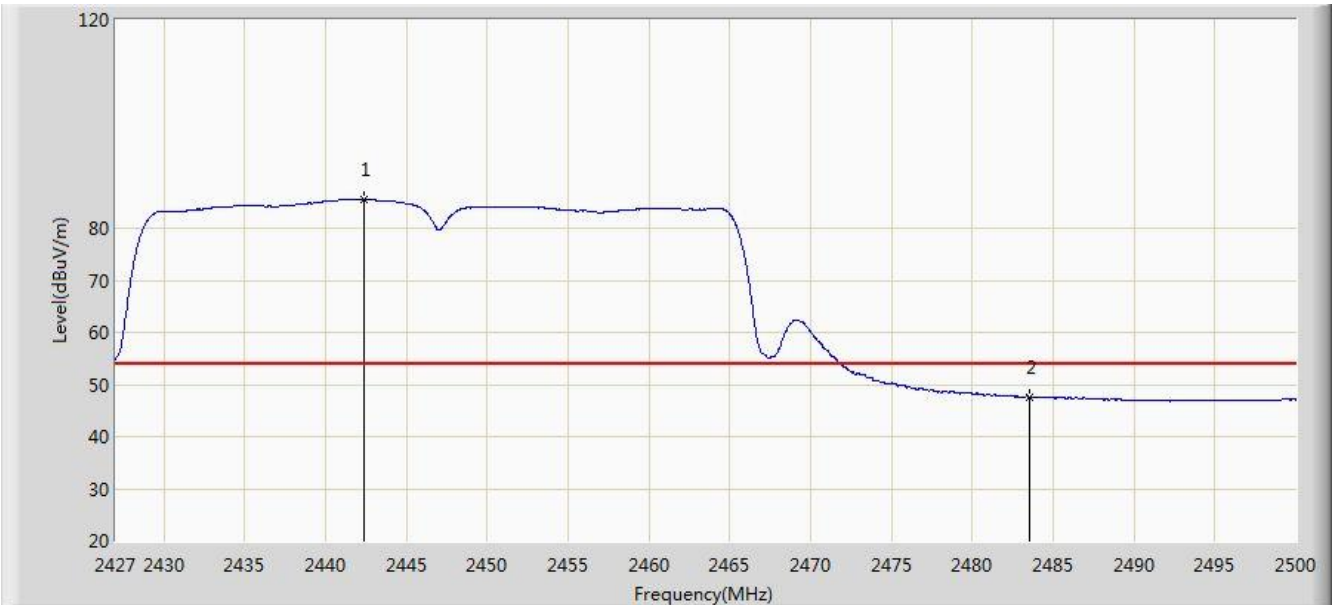


No	Flag	Mark	Frequency (MHz)	Measure Level (dBuV/m)	Reading Level (dBuV)	Over Limit (dB)	Limit (dBuV/m)	Factor (dB)	Type
1		*	2440.870	101.558	70.441	N/A	N/A	31.117	PK
2			2483.500	63.557	32.364	-10.443	74.000	31.194	PK
3			2484.196	63.746	32.551	-10.254	74.000	31.195	PK

Note: Measure Level (dBuV/m) = Reading Level (dBuV) + Factor (dB)

Factor (dB) = Cable Loss (dB) + Antenna Factor (dB/m).

Site: AC1	Time: 2015/03/02 - 13:20
Limit: FCC_Part15.209_RE(3m)	Engineer: Roy Cheng
Probe: BBHA9120D_1-18GHz	Polarity: Vertical
EUT: WiFi Concurrent 4 Port GE LAN VoIP Ethernet Gateway with USB	Power: AC 120V/60Hz
Test Mode: Transmit at channel 2447MHz by 802.11n-HT40 Ant 0	

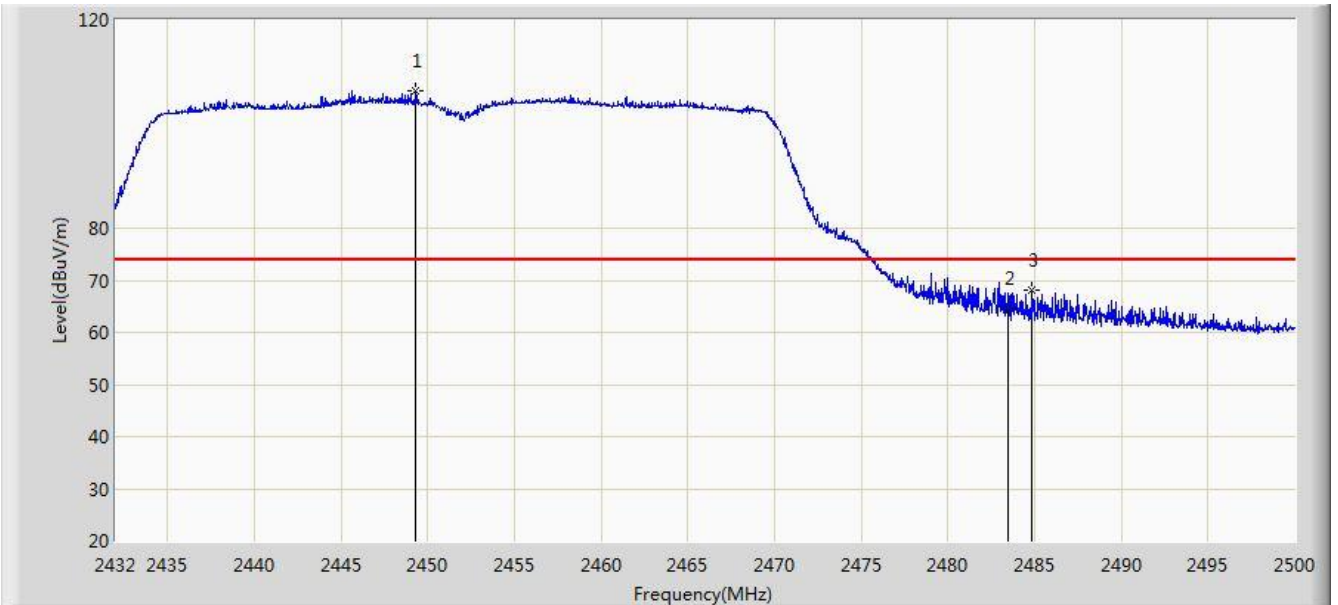


No	Flag	Mark	Frequency (MHz)	Measure Level (dBuV/m)	Reading Level (dBuV)	Over Limit (dB)	Limit (dBuV/m)	Factor (dB)	Type
1		*	2442.403	85.435	54.321	N/A	N/A	31.114	AV
2			2483.500	47.494	16.301	-6.506	54.000	31.194	AV

Note: Measure Level (dB μ V/m) = Reading Level (dB μ V) + Factor (dB)

Factor (dB) = Cable Loss (dB) + Antenna Factor (dB/m).

Site: AC1	Time: 2015/03/02 - 13:20
Limit: FCC_Part15.209_RE(3m)	Engineer: Roy Cheng
Probe: BBHA9120D_1-18GHz	Polarity: Horizontal
EUT: WiFi Concurrent 4 Port GE LAN VoIP Ethernet Gateway with USB	Power: AC 120V/60Hz
Test Mode: Transmit at channel 2452MHz by 802.11n-HT40 Ant 0	

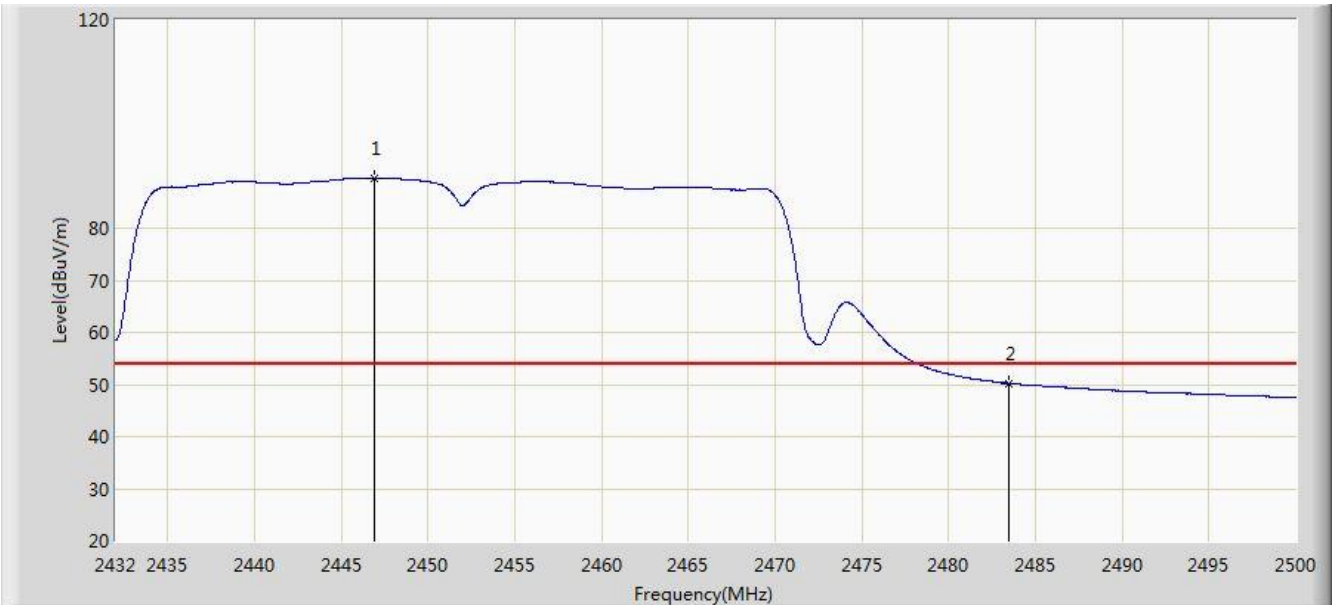


No	Flag	Mark	Frequency (MHz)	Measure Level (dBuV/m)	Reading Level (dBuV)	Over Limit (dB)	Limit (dBuV/m)	Factor (dB)	Type
1		*	2449.340	106.278	75.165	N/A	N/A	31.113	PK
2			2483.500	64.709	33.516	-9.291	74.000	31.194	PK
3			2484.870	68.246	37.049	-5.754	74.000	31.197	PK

Note: Measure Level (dBuV/m) = Reading Level (dBuV) + Factor (dB)

Factor (dB) = Cable Loss (dB) + Antenna Factor (dB/m).

Site: AC1	Time: 2015/03/02 - 13:25
Limit: FCC_Part15.209_RE(3m)	Engineer: Roy Cheng
Probe: BBHA9120D_1-18GHz	Polarity: Horizontal
EUT: WiFi Concurrent 4 Port GE LAN VoIP Ethernet Gateway with USB	Power: AC 120V/60Hz
Test Mode: Transmit at channel 2452MHz by 802.11n-HT40 Ant 0	

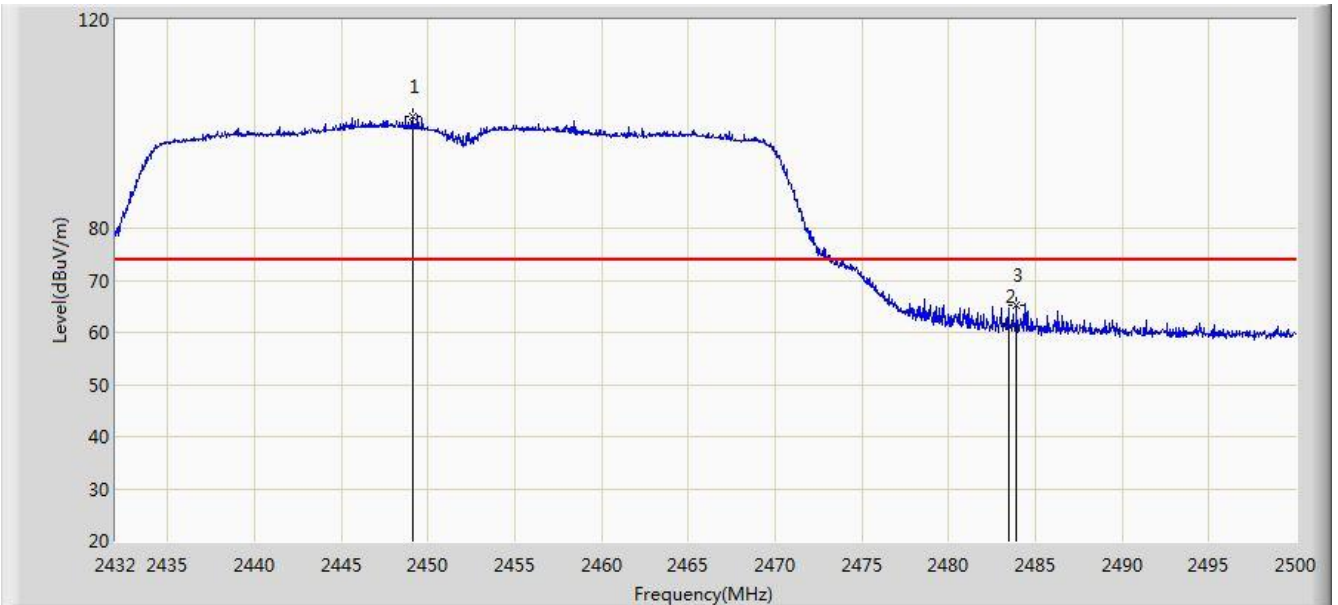


No	Flag	Mark	Frequency (MHz)	Measure Level (dBuV/m)	Reading Level (dBuV)	Over Limit (dB)	Limit (dBuV/m)	Factor (dB)	Type
1		*	2446.892	89.705	58.597	N/A	N/A	31.109	AV
2			2483.500	50.217	19.024	-3.783	54.000	31.194	AV

Note: Measure Level (dB μ V/m) = Reading Level (dB μ V) + Factor (dB)

Factor (dB) = Cable Loss (dB) + Antenna Factor (dB/m).

Site: AC1	Time: 2015/03/02 - 13:26
Limit: FCC_Part15.209_RE(3m)	Engineer: Roy Cheng
Probe: BBHA9120D_1-18GHz	Polarity: Vertical
EUT: WiFi Concurrent 4 Port GE LAN VoIP Ethernet Gateway with USB	Power: AC 120V/60Hz
Test Mode: Transmit at channel 2452MHz by 802.11n-HT40 Ant 0	

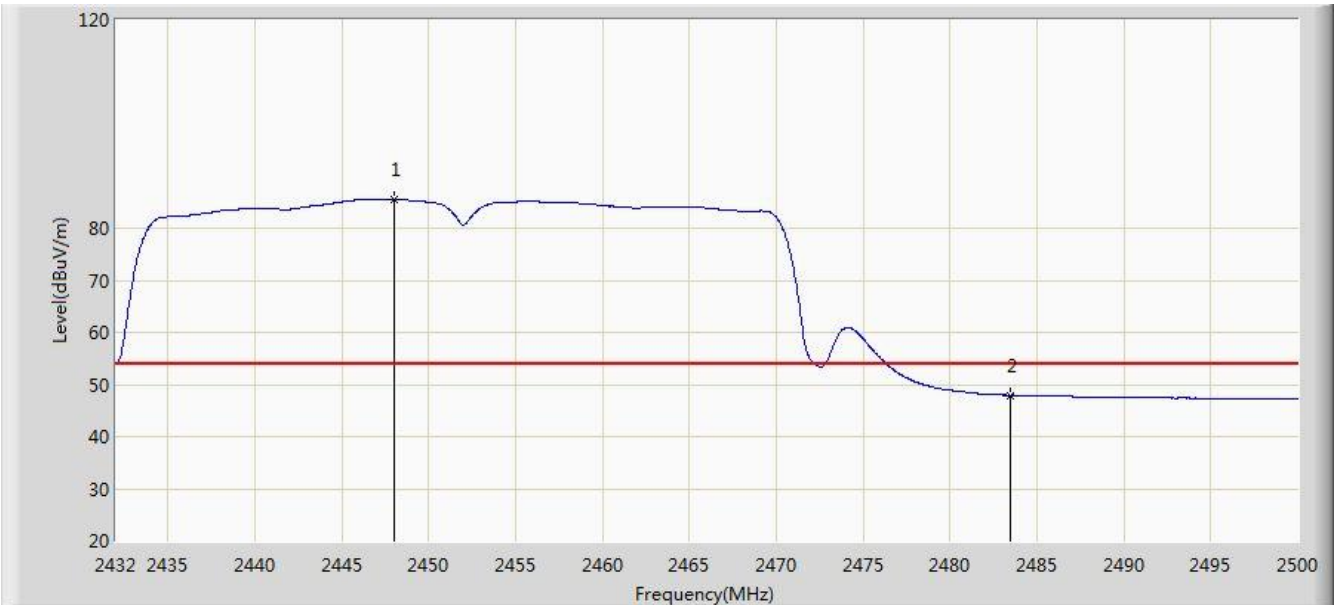


No	Flag	Mark	Frequency (MHz)	Measure Level (dBuV/m)	Reading Level (dBuV)	Over Limit (dB)	Limit (dBuV/m)	Factor (dB)	Type
1		*	2449.136	101.538	70.426	N/A	N/A	31.113	PK
2			2483.500	61.245	30.052	-12.755	74.000	31.194	PK
3			2483.918	65.245	34.051	-8.755	74.000	31.194	PK

Note: Measure Level (dBuV/m) = Reading Level (dBuV) + Factor (dB)

Factor (dB) = Cable Loss (dB) + Antenna Factor (dB/m).

Site: AC1	Time: 2015/03/02 - 13:28
Limit: FCC_Part15.209_RE(3m)	Engineer: Roy Cheng
Probe: BBHA9120D_1-18GHz	Polarity: Vertical
EUT: WiFi Concurrent 4 Port GE LAN VoIP Ethernet Gateway with USB	Power: AC 120V/60Hz
Test Mode: Transmit at channel 2452MHz by 802.11n-HT40 Ant 0	

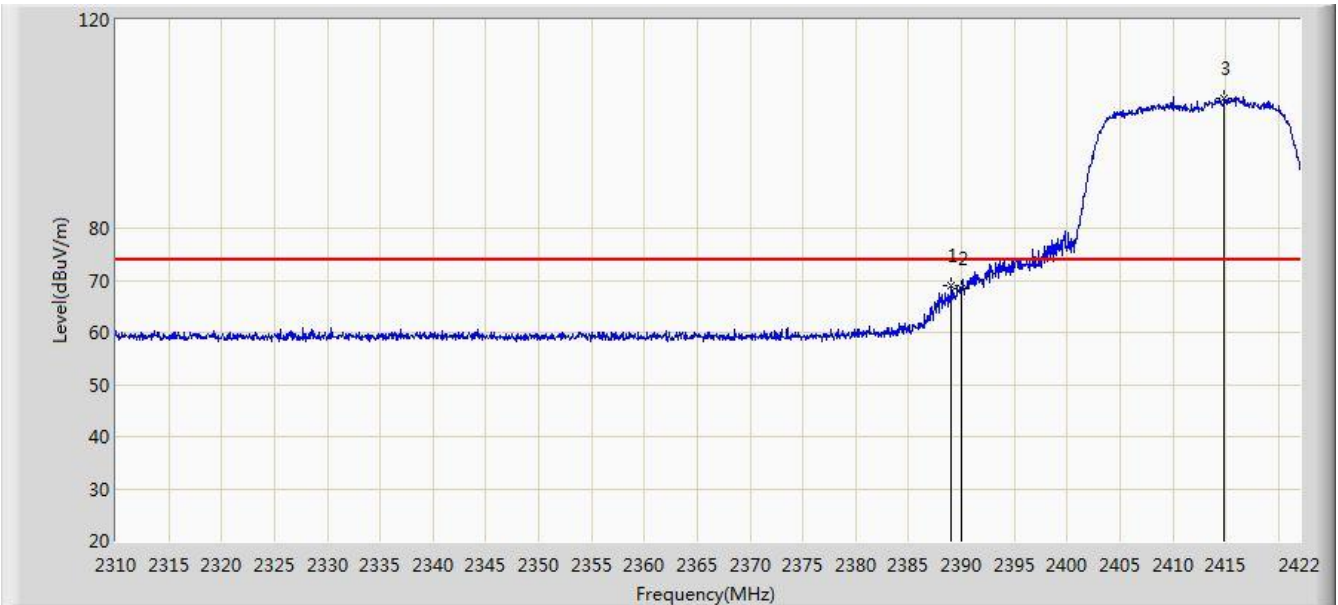


No	Flag	Mark	Frequency (MHz)	Measure Level (dBuV/m)	Reading Level (dBuV)	Over Limit (dB)	Limit (dBuV/m)	Factor (dB)	Type
1		*	2448.048	85.530	54.420	N/A	N/A	31.111	AV
2			2483.500	47.951	16.758	-6.049	54.000	31.194	AV

Note: Measure Level (dB μ V/m) = Reading Level (dB μ V) + Factor (dB)

Factor (dB) = Cable Loss (dB) + Antenna Factor (dB/m).

Site: AC1	Time: 2015/03/02 - 13:31
Limit: FCC_Part15.209_RE(3m)	Engineer: Roy Cheng
Probe: BBHA9120D_1-18GHz	Polarity: Horizontal
EUT: WiFi Concurrent 4 Port GE LAN VoIP Ethernet Gateway with USB	Power: AC 120V/60Hz
Test Mode: Transmit at channel 2412MHz by 802.11n-HT20 Ant 1	

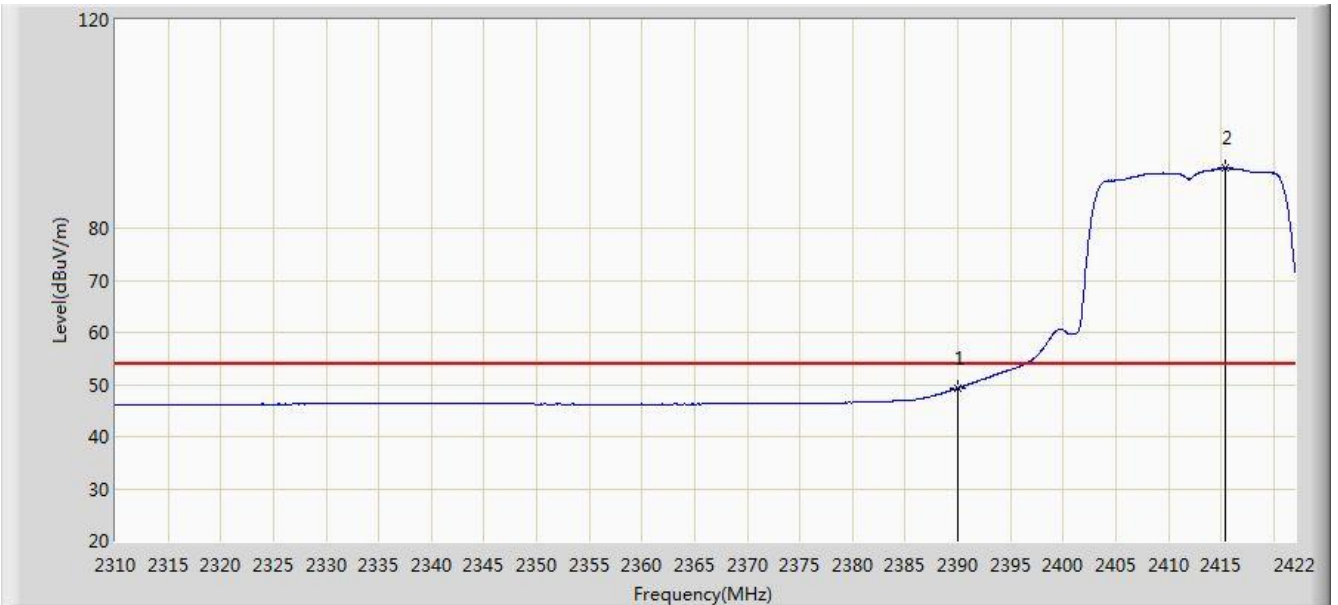


No	Flag	Mark	Frequency (MHz)	Measure Level (dBuV/m)	Reading Level (dBuV)	Over Limit (dB)	Limit (dBuV/m)	Factor (dB)	Type
1			2389.072	68.909	37.705	-5.091	74.000	31.204	PK
2			2390.000	68.396	37.193	-5.604	74.000	31.203	PK
3		*	2414.888	104.803	73.638	N/A	N/A	31.165	PK

Note: Measure Level (dBuV/m) = Reading Level (dBuV) + Factor (dB)

Factor (dB) = Cable Loss (dB) + Antenna Factor (dB/m).

Site: AC1	Time: 2015/03/02 - 13:35
Limit: FCC_Part15.209_RE(3m)	Engineer: Roy Cheng
Probe: BBHA9120D_1-18GHz	Polarity: Horizontal
EUT: WiFi Concurrent 4 Port GE LAN VoIP Ethernet Gateway with USB	Power: AC 120V/60Hz
Test Mode: Transmit at channel 2412MHz by 802.11n-HT20 Ant 1	

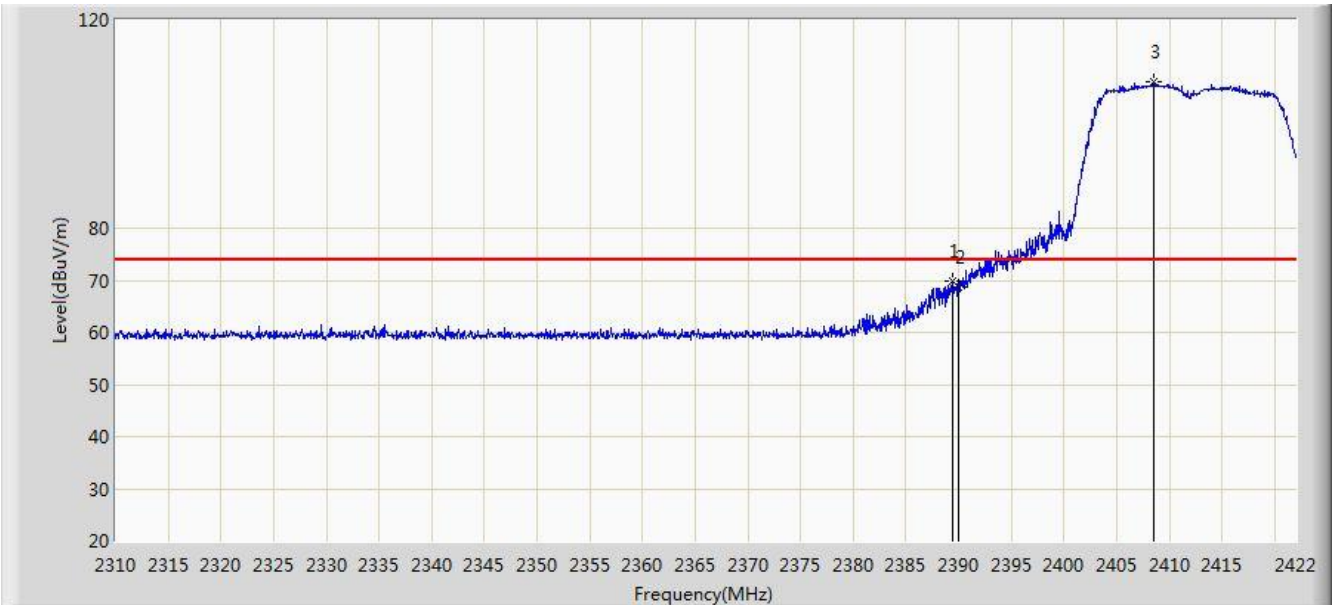


No	Flag	Mark	Frequency (MHz)	Measure Level (dBuV/m)	Reading Level (dBuV)	Over Limit (dB)	Limit (dBuV/m)	Factor (dB)	Type
1			2390.000	49.313	18.110	-4.687	54.000	31.203	AV
2		*	2415.336	91.461	60.297	N/A	N/A	31.164	AV

Note: Measure Level (dB μ V/m) = Reading Level (dB μ V) + Factor (dB)

Factor (dB) = Cable Loss (dB) + Antenna Factor (dB/m).

Site: AC1	Time: 2015/03/02 - 13:36
Limit: FCC_Part15.209_RE(3m)	Engineer: Roy Cheng
Probe: BBHA9120D_1-18GHz	Polarity: Vertical
EUT: WiFi Concurrent 4 Port GE LAN VoIP Ethernet Gateway with USB	Power: AC 120V/60Hz
Test Mode: Transmit at channel 2412MHz by 802.11n-HT20 Ant 1	

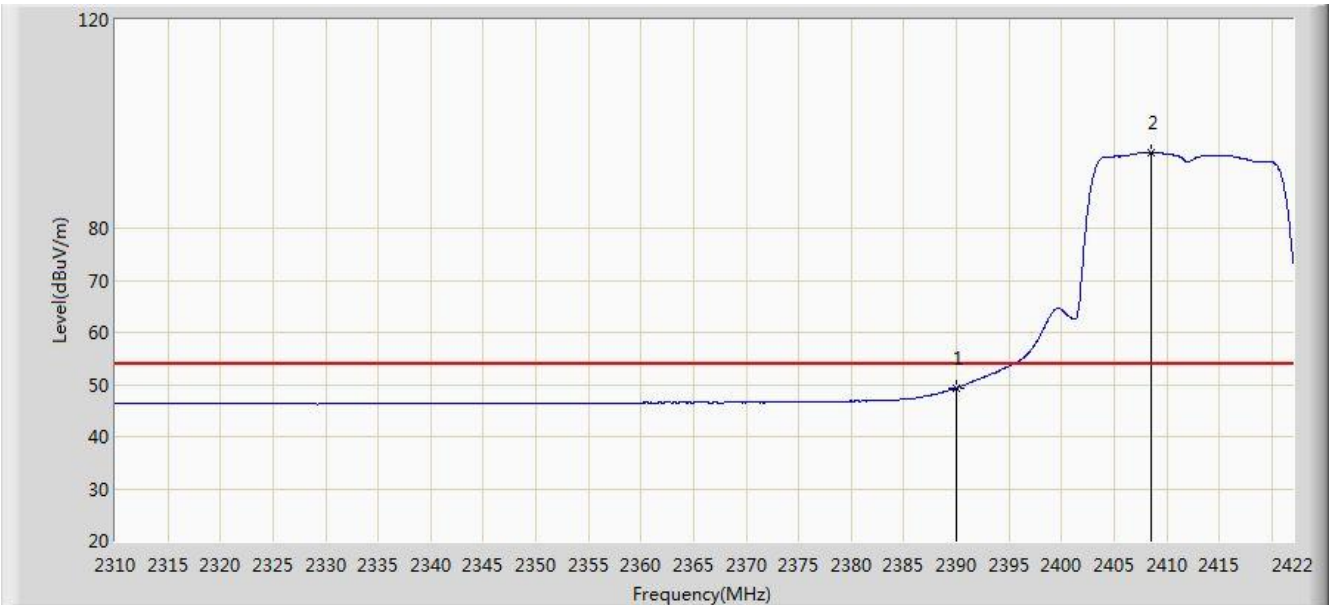


No	Flag	Mark	Frequency (MHz)	Measure Level (dBuV/m)	Reading Level (dBuV)	Over Limit (dB)	Limit (dBuV/m)	Factor (dB)	Type
1			2389.464	69.714	38.510	-4.286	74.000	31.204	PK
2			2390.000	68.730	37.527	-5.270	74.000	31.203	PK
3		*	2408.560	108.211	77.036	N/A	N/A	31.174	PK

Note: Measure Level (dBuV/m) = Reading Level (dBuV) + Factor (dB)

Factor (dB) = Cable Loss (dB) + Antenna Factor (dB/m).

Site: AC1	Time: 2015/03/02 - 13:39
Limit: FCC_Part15.209_RE(3m)	Engineer: Roy Cheng
Probe: BBHA9120D_1-18GHz	Polarity: Vertical
EUT: WiFi Concurrent 4 Port GE LAN VoIP Ethernet Gateway with USB	Power: AC 120V/60Hz
Test Mode: Transmit at channel 2412MHz by 802.11n-HT20 Ant 1	

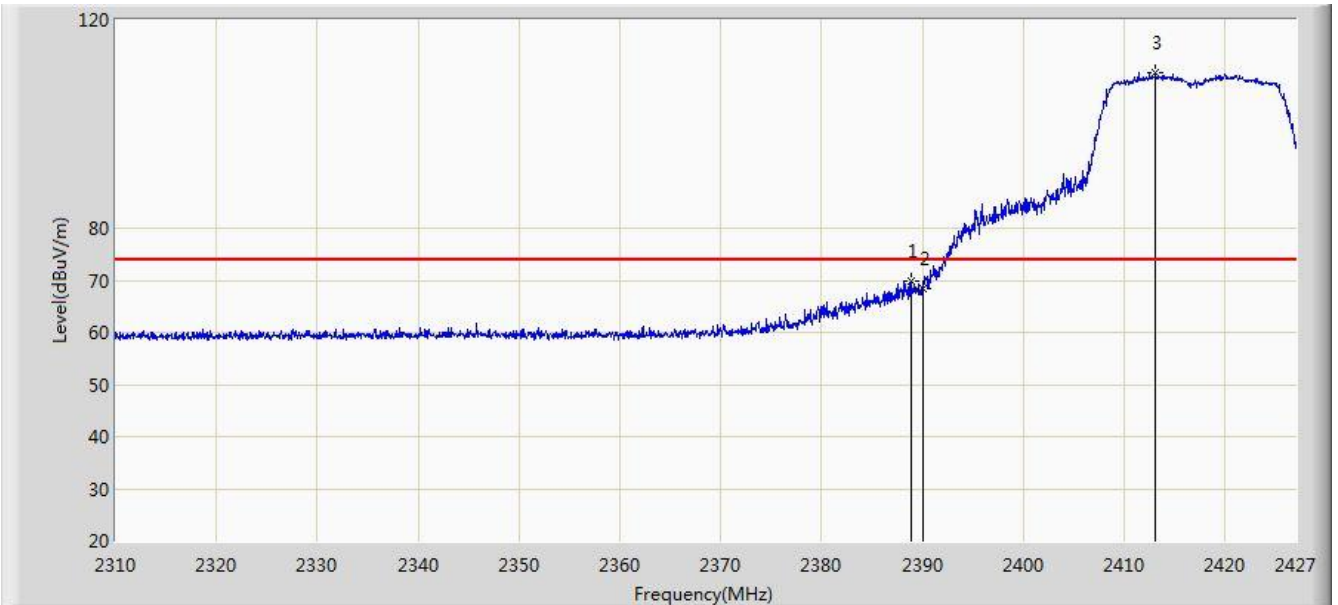


No	Flag	Mark	Frequency (MHz)	Measure Level (dBuV/m)	Reading Level (dBuV)	Over Limit (dB)	Limit (dBuV/m)	Factor (dB)	Type
1			2390.000	49.348	18.145	-4.652	54.000	31.203	AV
2		*	2408.504	94.561	63.386	N/A	N/A	31.174	AV

Note: Measure Level (dB μ V/m) = Reading Level (dB μ V) + Factor (dB)

Factor (dB) = Cable Loss (dB) + Antenna Factor (dB/m).

Site: AC1	Time: 2015/03/02 - 13:40
Limit: FCC_Part15.209_RE(3m)	Engineer: Roy Cheng
Probe: BBHA9120D_1-18GHz	Polarity: Horizontal
EUT: WiFi Concurrent 4 Port GE LAN VoIP Ethernet Gateway with USB	Power: AC 120V/60Hz
Test Mode: Transmit at channel 2417MHz by 802.11n-HT20 Ant 1	

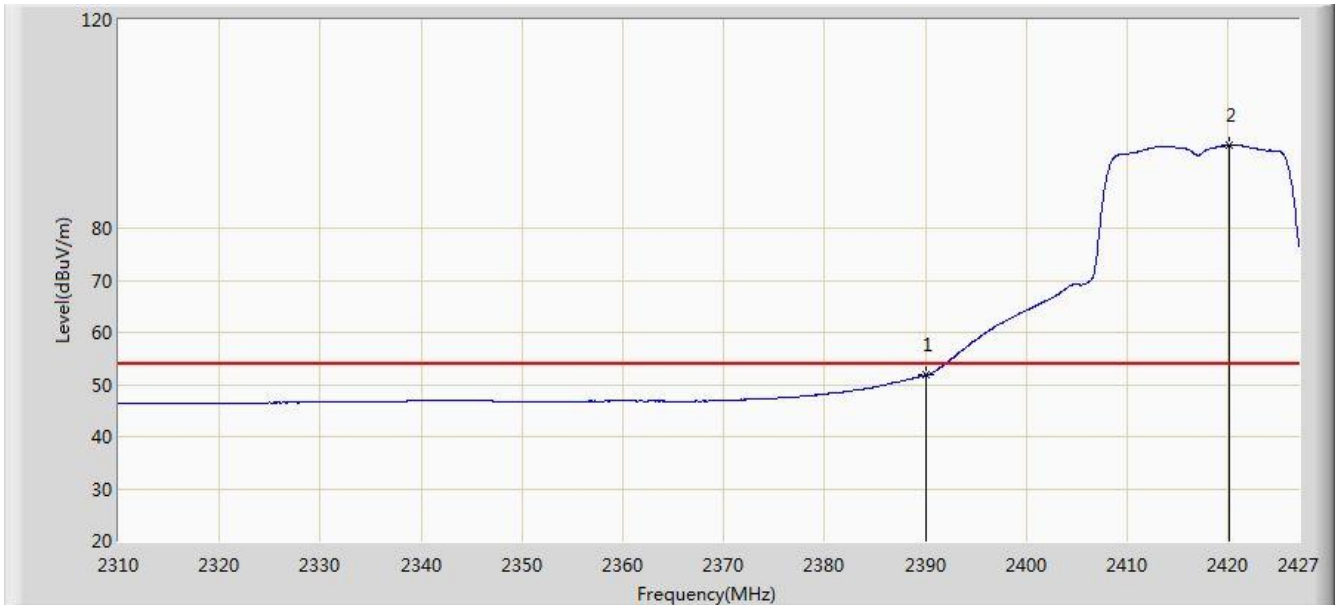


No	Flag	Mark	Frequency (MHz)	Measure Level (dBuV/m)	Reading Level (dBuV)	Over Limit (dB)	Limit (dBuV/m)	Factor (dB)	Type
1			2388.858	69.879	38.674	-4.121	74.000	31.205	PK
2			2390.000	68.365	37.162	-5.635	74.000	31.203	PK
3		*	2413.135	109.922	78.754	N/A	N/A	31.167	PK

Note: Measure Level (dBuV/m) = Reading Level (dBuV) + Factor (dB)

Factor (dB) = Cable Loss (dB) + Antenna Factor (dB/m).

Site: AC1	Time: 2015/03/02 - 13:43
Limit: FCC_Part15.209_RE(3m)	Engineer: Roy Cheng
Probe: BBHA9120D_1-18GHz	Polarity: Horizontal
EUT: WiFi Concurrent 4 Port GE LAN VoIP Ethernet Gateway with USB	Power: AC 120V/60Hz
Test Mode: Transmit at channel 2417MHz by 802.11n-HT20 Ant 1	

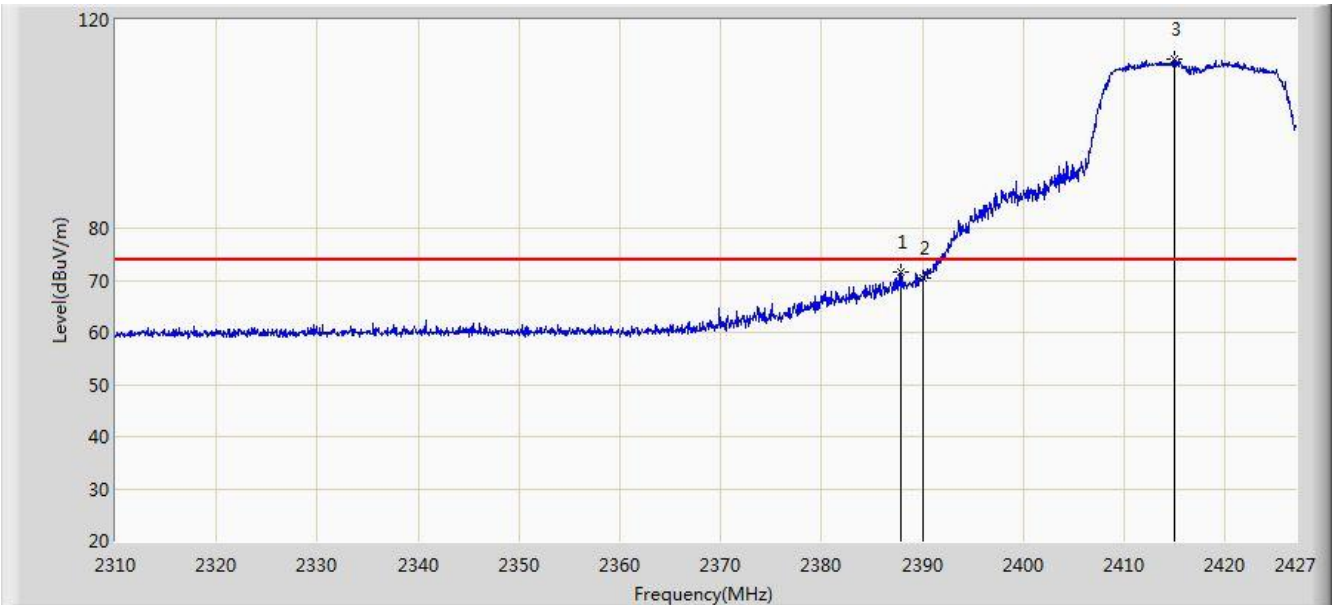


No	Flag	Mark	Frequency (MHz)	Measure Level (dBuV/m)	Reading Level (dBuV)	Over Limit (dB)	Limit (dBuV/m)	Factor (dB)	Type
1			2390.000	51.788	20.585	-2.212	54.000	31.203	AV
2		*	2420.156	95.940	64.785	N/A	N/A	31.156	AV

Note: Measure Level (dB μ V/m) = Reading Level (dB μ V) + Factor (dB)

Factor (dB) = Cable Loss (dB) + Antenna Factor (dB/m).

Site: AC1	Time: 2015/03/02 - 13:44
Limit: FCC_Part15.209_RE(3m)	Engineer: Roy Cheng
Probe: BBHA9120D_1-18GHz	Polarity: Vertical
EUT: WiFi Concurrent 4 Port GE LAN VoIP Ethernet Gateway with USB	Power: AC 120V/60Hz
Test Mode: Transmit at channel 2417MHz by 802.11n-HT20 Ant 1	

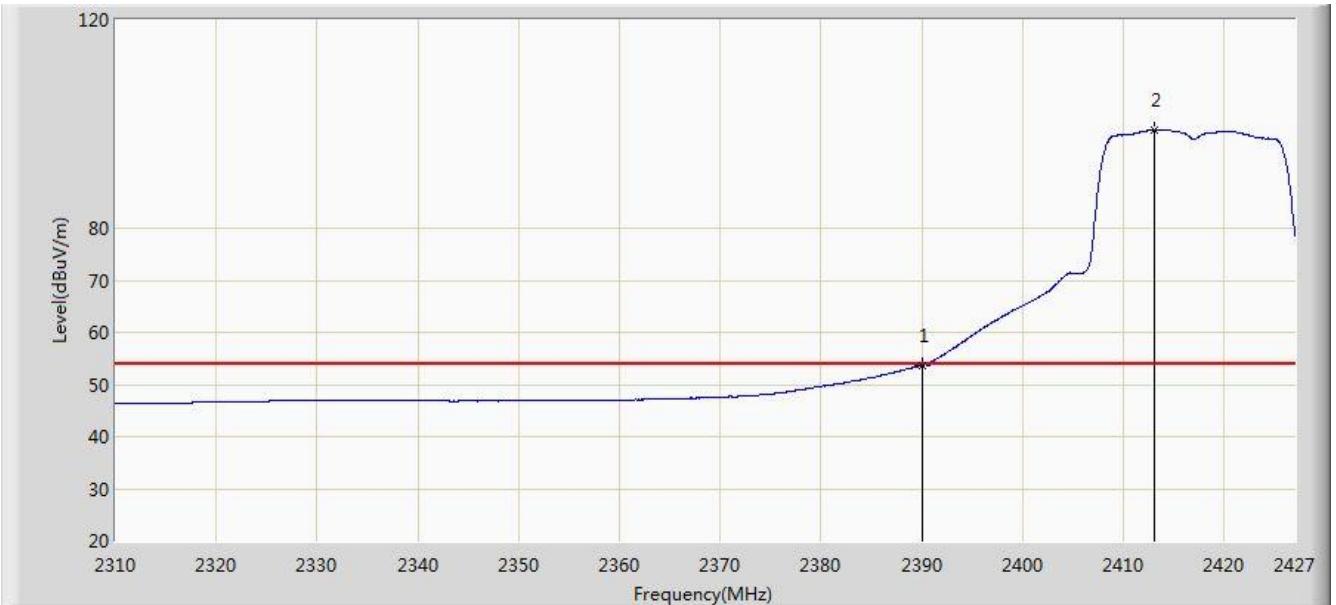


No	Flag	Mark	Frequency (MHz)	Measure Level (dBuV/m)	Reading Level (dBuV)	Over Limit (dB)	Limit (dBuV/m)	Factor (dB)	Type
1			2387.805	71.648	40.441	-2.352	74.000	31.207	PK
2			2390.000	70.349	39.146	-3.651	74.000	31.203	PK
3		*	2414.949	112.362	81.198	N/A	N/A	31.165	PK

Note: Measure Level (dBuV/m) = Reading Level (dBuV) + Factor (dB)

Factor (dB) = Cable Loss (dB) + Antenna Factor (dB/m).

Site: AC1	Time: 2015/03/02 - 13:47
Limit: FCC_Part15.209_RE(3m)	Engineer: Roy Cheng
Probe: BBHA9120D_1-18GHz	Polarity: Vertical
EUT: WiFi Concurrent 4 Port GE LAN VoIP Ethernet Gateway with USB	Power: AC 120V/60Hz
Test Mode: Transmit at channel 2417MHz by 802.11n-HT20 Ant 1	

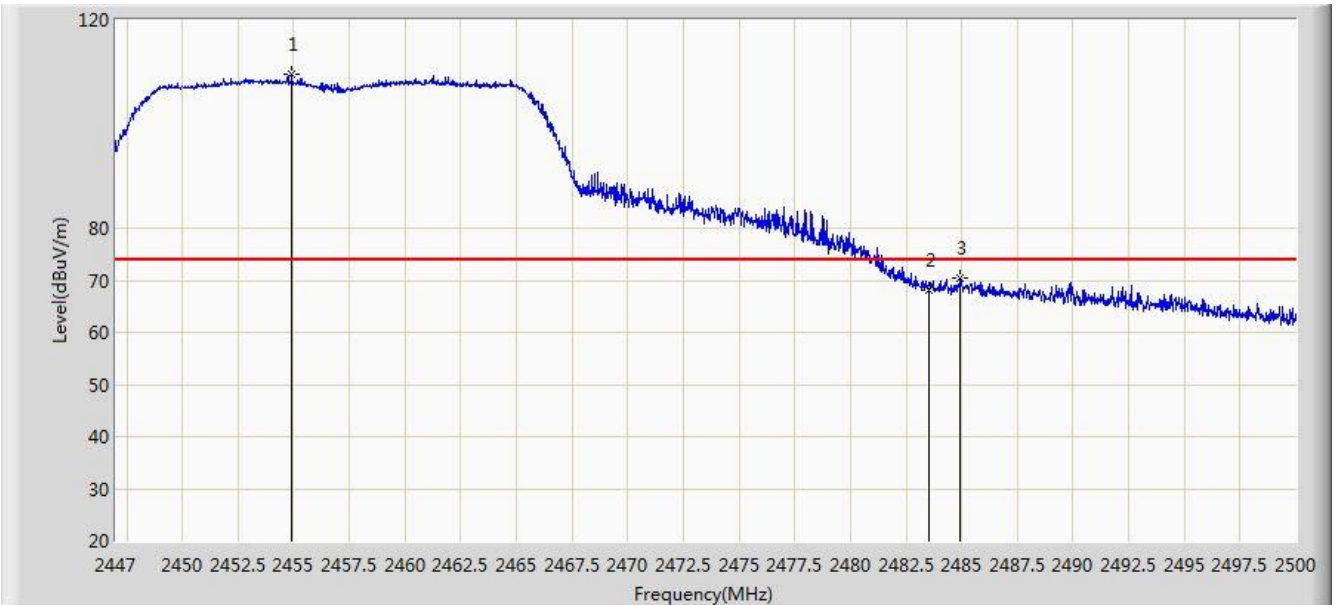


No	Flag	Mark	Frequency (MHz)	Measure Level (dBuV/m)	Reading Level (dBuV)	Over Limit (dB)	Limit (dBuV/m)	Factor (dB)	Type
1			2390.000	53.654	22.451	-0.346	54.000	31.203	AV
2		*	2413.135	98.928	67.760	N/A	N/A	31.167	AV

Note: Measure Level (dBuV/m) = Reading Level (dBuV) + Factor (dB)

Factor (dB) = Cable Loss (dB) + Antenna Factor (dB/m).

Site: AC1	Time: 2015/03/02 - 13:49
Limit: FCC_Part15.209_RE(3m)	Engineer: Roy Cheng
Probe: BBHA9120D_1-18GHz	Polarity: Horizontal
EUT: WiFi Concurrent 4 Port GE LAN VoIP Ethernet Gateway with USB	Power: AC 120V/60Hz
Test Mode: Transmit at channel 2457MHz by 802.11n-HT20 Ant 1	

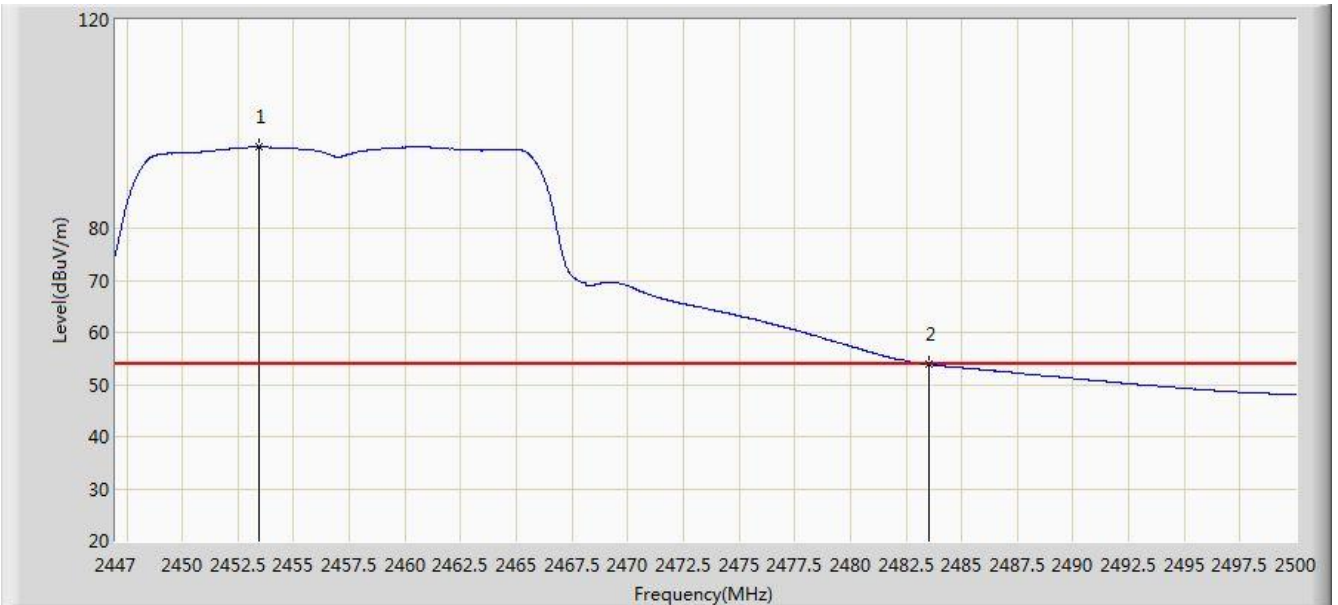


No	Flag	Mark	Frequency (MHz)	Measure Level (dBuV/m)	Reading Level (dBuV)	Over Limit (dB)	Limit (dBuV/m)	Factor (dB)	Type
1		*	2454.897	109.581	78.458	N/A	N/A	31.123	PK
2			2483.500	68.218	37.025	-5.782	74.000	31.194	PK
3			2484.948	70.495	39.298	-3.505	74.000	31.197	PK

Note: Measure Level (dBuV/m) = Reading Level (dBuV) + Factor (dB)

Factor (dB) = Cable Loss (dB) + Antenna Factor (dB/m).

Site: AC1	Time: 2015/03/02 - 13:52
Limit: FCC_Part15.209_RE(3m)	Engineer: Roy Cheng
Probe: BBHA9120D_1-18GHz	Polarity: Horizontal
EUT: WiFi Concurrent 4 Port GE LAN VoIP Ethernet Gateway with USB	Power: AC 120V/60Hz
Test Mode: Transmit at channel 2457MHz by 802.11n-HT20 Ant 1	

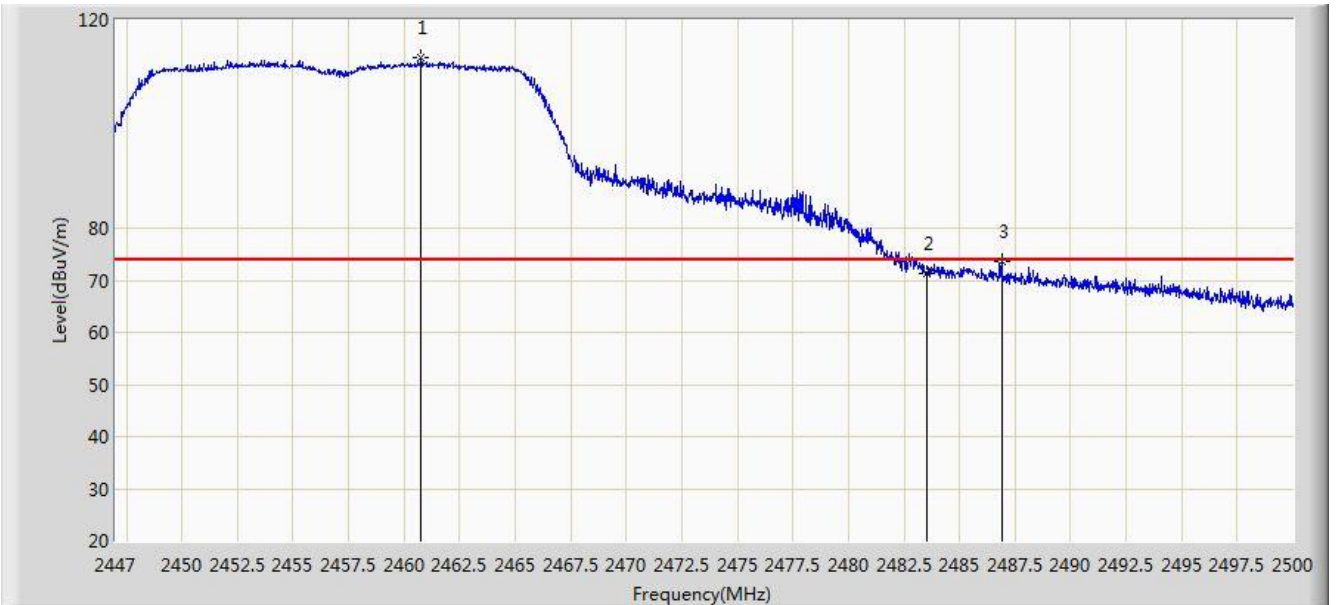


No	Flag	Mark	Frequency (MHz)	Measure Level (dBuV/m)	Reading Level (dBuV)	Over Limit (dB)	Limit (dBuV/m)	Factor (dB)	Type
1		*	2453.413	95.628	64.508	N/A	N/A	31.120	AV
2			2483.500	53.872	22.679	-0.128	54.000	31.194	AV

Note: Measure Level (dB μ V/m) = Reading Level (dB μ V) + Factor (dB)

Factor (dB) = Cable Loss (dB) + Antenna Factor (dB/m).

Site: AC1	Time: 2015/03/02 - 13:54
Limit: FCC_Part15.209_RE(3m)	Engineer: Roy Cheng
Probe: BBHA9120D_1-18GHz	Polarity: Vertical
EUT: WiFi Concurrent 4 Port GE LAN VoIP Ethernet Gateway with USB	Power: AC 120V/60Hz
Test Mode: Transmit at channel 2457MHz by 802.11n-HT20 Ant 1	

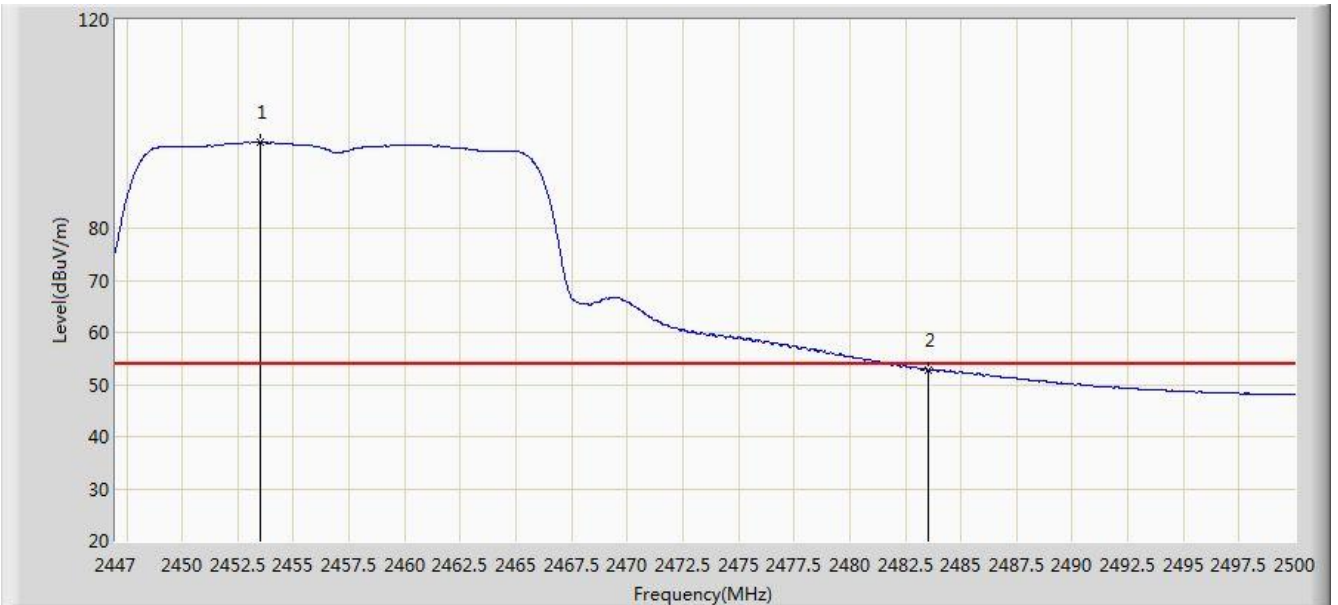


No	Flag	Mark	Frequency (MHz)	Measure Level (dBuV/m)	Reading Level (dBuV)	Over Limit (dB)	Limit (dBuV/m)	Factor (dB)	Type
1		*	2460.780	112.800	81.667	N/A	N/A	31.133	PK
2			2483.500	71.393	40.200	-2.607	74.000	31.194	PK
3			2486.909	73.739	42.537	-0.361	74.000	31.203	PK

Note: Measure Level (dBuV/m) = Reading Level (dBuV) + Factor (dB)

Factor (dB) = Cable Loss (dB) + Antenna Factor (dB/m).

Site: AC1	Time: 2015/03/02 - 14:02
Limit: FCC_Part15.209_RE(3m)	Engineer: Roy Cheng
Probe: BBHA9120D_1-18GHz	Polarity: Vertical
EUT: WiFi Concurrent 4 Port GE LAN VoIP Ethernet Gateway with USB	Power: AC 120V/60Hz
Test Mode: Transmit at channel 2457MHz by 802.11n-HT20 Ant 1	

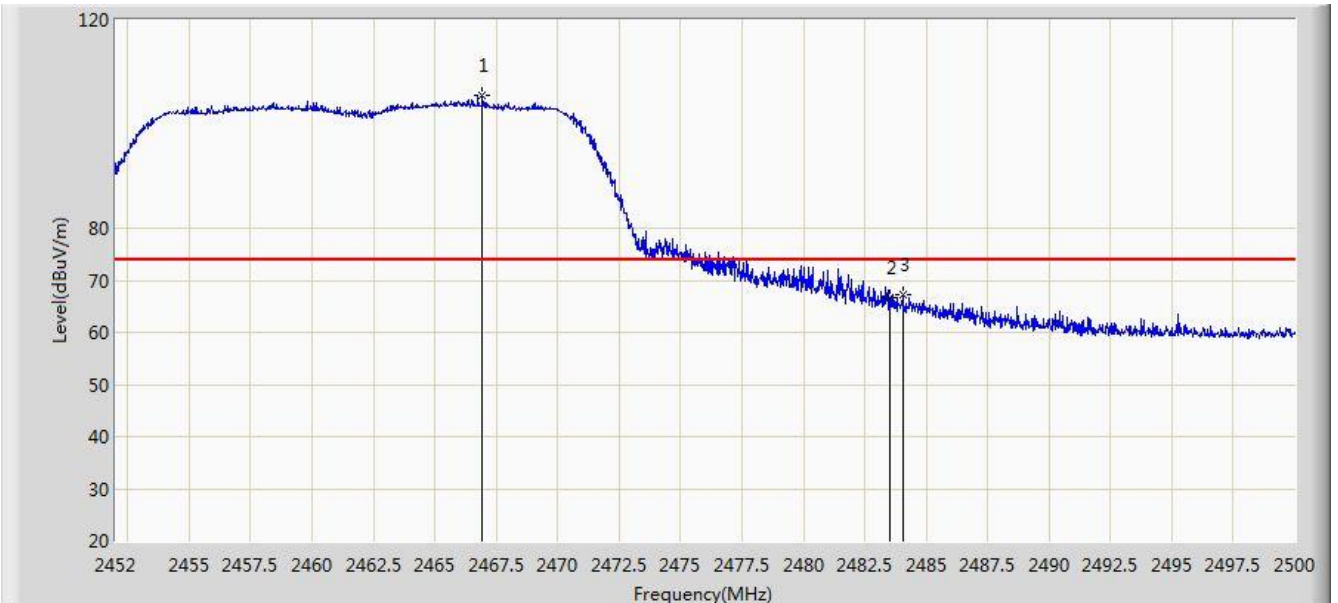


No	Flag	Mark	Frequency (MHz)	Measure Level (dBuV/m)	Reading Level (dBuV)	Over Limit (dB)	Limit (dBuV/m)	Factor (dB)	Type
1		*	2453.492	96.448	65.328	N/A	N/A	31.120	AV
2			2483.500	52.780	21.587	-1.220	54.000	31.194	AV

Note: Measure Level (dB μ V/m) = Reading Level (dB μ V) + Factor (dB)

Factor (dB) = Cable Loss (dB) + Antenna Factor (dB/m).

Site: AC1	Time: 2015/03/02 - 14:10
Limit: FCC_Part15.209_RE(3m)	Engineer: Roy Cheng
Probe: BBHA9120D_1-18GHz	Polarity: Horizontal
EUT: WiFi Concurrent 4 Port GE LAN VoIP Ethernet Gateway with USB	Power: AC 120V/60Hz
Test Mode: Transmit at channel 2462MHz by 802.11n-HT20 Ant 1	

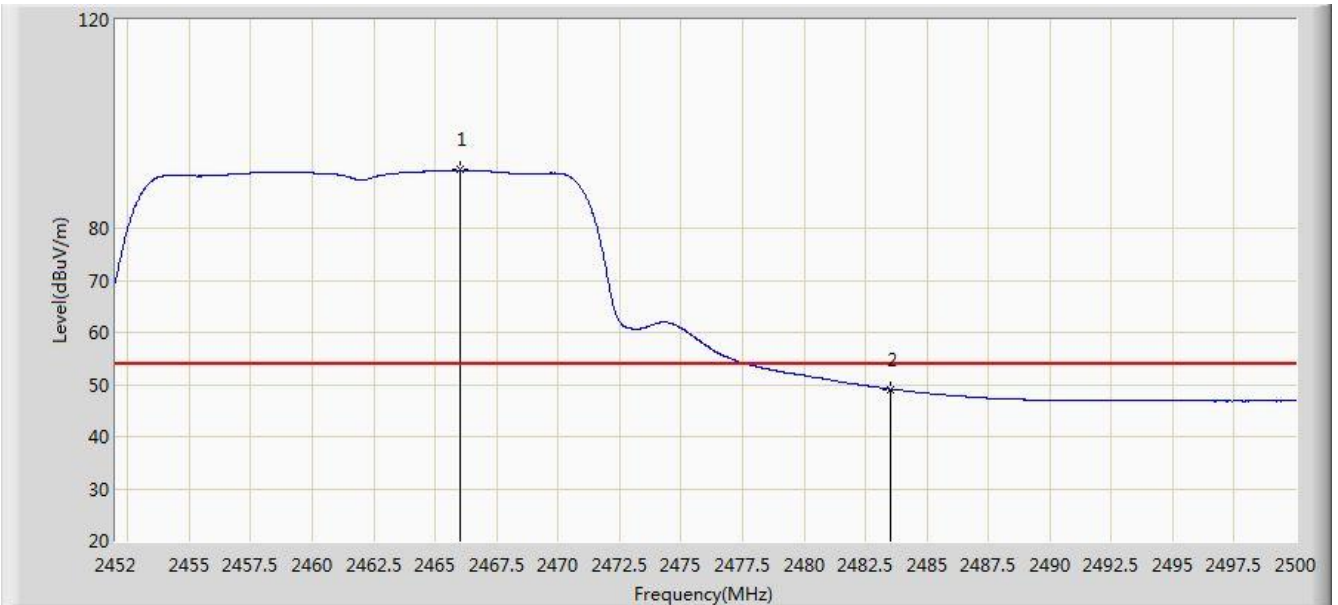


No	Flag	Mark	Frequency (MHz)	Measure Level (dBuV/m)	Reading Level (dBuV)	Over Limit (dB)	Limit (dBuV/m)	Factor (dB)	Type
1		*	2466.928	105.452	74.304	N/A	N/A	31.148	PK
2			2483.500	66.715	35.522	-7.285	74.000	31.194	PK
3			2484.064	67.202	36.007	-6.798	74.000	31.195	PK

Note: Measure Level (dBuV/m) = Reading Level (dBuV) + Factor (dB)

Factor (dB) = Cable Loss (dB) + Antenna Factor (dB/m).

Site: AC1	Time: 2015/03/02 - 14:14
Limit: FCC_Part15.209_RE(3m)	Engineer: Roy Cheng
Probe: BBHA9120D_1-18GHz	Polarity: Horizontal
EUT: WiFi Concurrent 4 Port GE LAN VoIP Ethernet Gateway with USB	Power: AC 120V/60Hz
Test Mode: Transmit at channel 2462MHz by 802.11n-HT20 Ant 1	

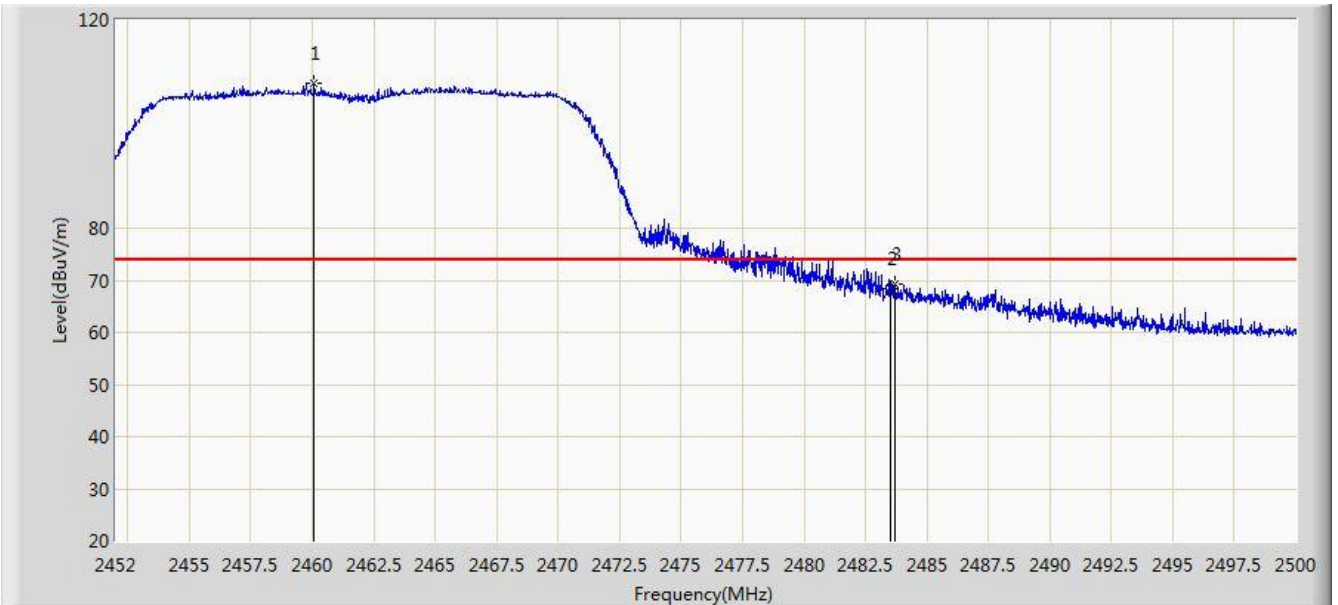


No	Flag	Mark	Frequency (MHz)	Measure Level (dBuV/m)	Reading Level (dBuV)	Over Limit (dB)	Limit (dBuV/m)	Factor (dB)	Type
1		*	2466.016	91.160	60.015	N/A	N/A	31.145	AV
2			2483.500	49.092	17.899	-4.908	54.000	31.194	AV

Note: Measure Level (dB μ V/m) = Reading Level (dB μ V) + Factor (dB)

Factor (dB) = Cable Loss (dB) + Antenna Factor (dB/m).

Site: AC1	Time: 2015/03/02 - 14:14
Limit: FCC_Part15.209_RE(3m)	Engineer: Roy Cheng
Probe: BBHA9120D_1-18GHz	Polarity: Vertical
EUT: WiFi Concurrent 4 Port GE LAN VoIP Ethernet Gateway with USB	Power: AC 120V/60Hz
Test Mode: Transmit at channel 2462MHz by 802.11n-HT20 Ant 1	

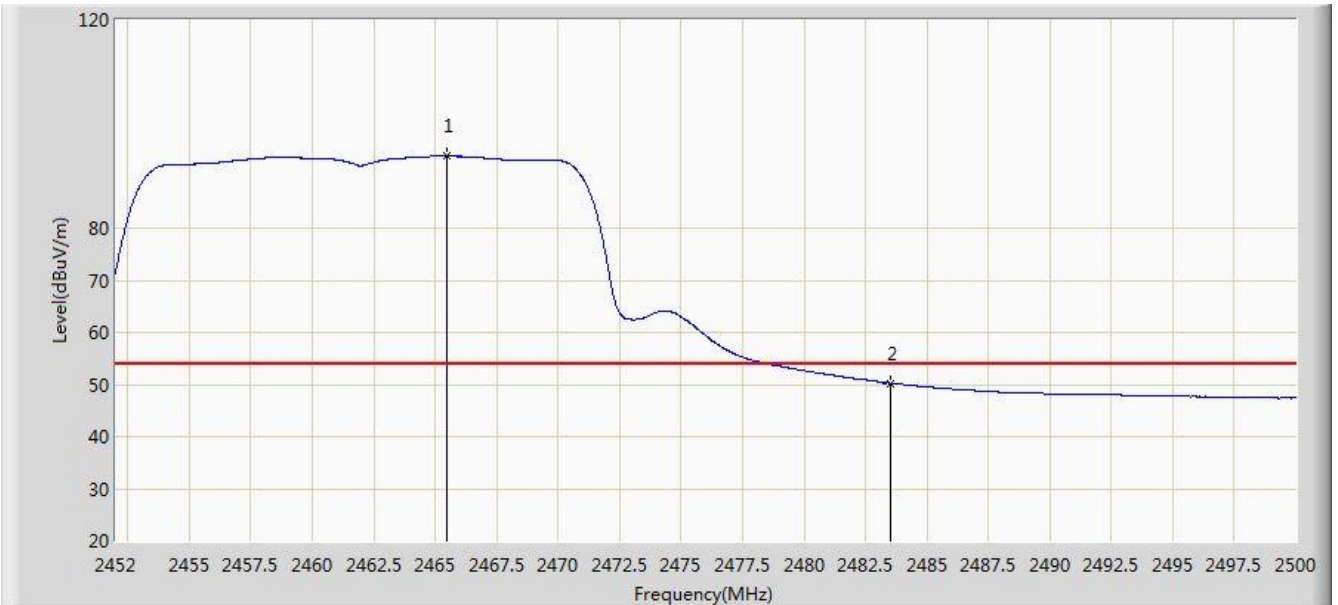


No	Flag	Mark	Frequency (MHz)	Measure Level (dBuV/m)	Reading Level (dBuV)	Over Limit (dB)	Limit (dBuV/m)	Factor (dB)	Type
1		*	2460.064	107.756	76.624	N/A	N/A	31.132	PK
2			2483.500	68.300	37.107	-5.700	74.000	31.194	PK
3			2483.704	69.401	38.207	-4.599	74.000	31.194	PK

Note: Measure Level (dBuV/m) = Reading Level (dBuV) + Factor (dB)

Factor (dB) = Cable Loss (dB) + Antenna Factor (dB/m).

Site: AC1	Time: 2015/03/02 - 14:17
Limit: FCC_Part15.209_RE(3m)	Engineer: Roy Cheng
Probe: BBHA9120D_1-18GHz	Polarity: Vertical
EUT: WiFi Concurrent 4 Port GE LAN VoIP Ethernet Gateway with USB	Power: AC 120V/60Hz
Test Mode: Transmit at channel 2462MHz by 802.11n-HT20 Ant 1	

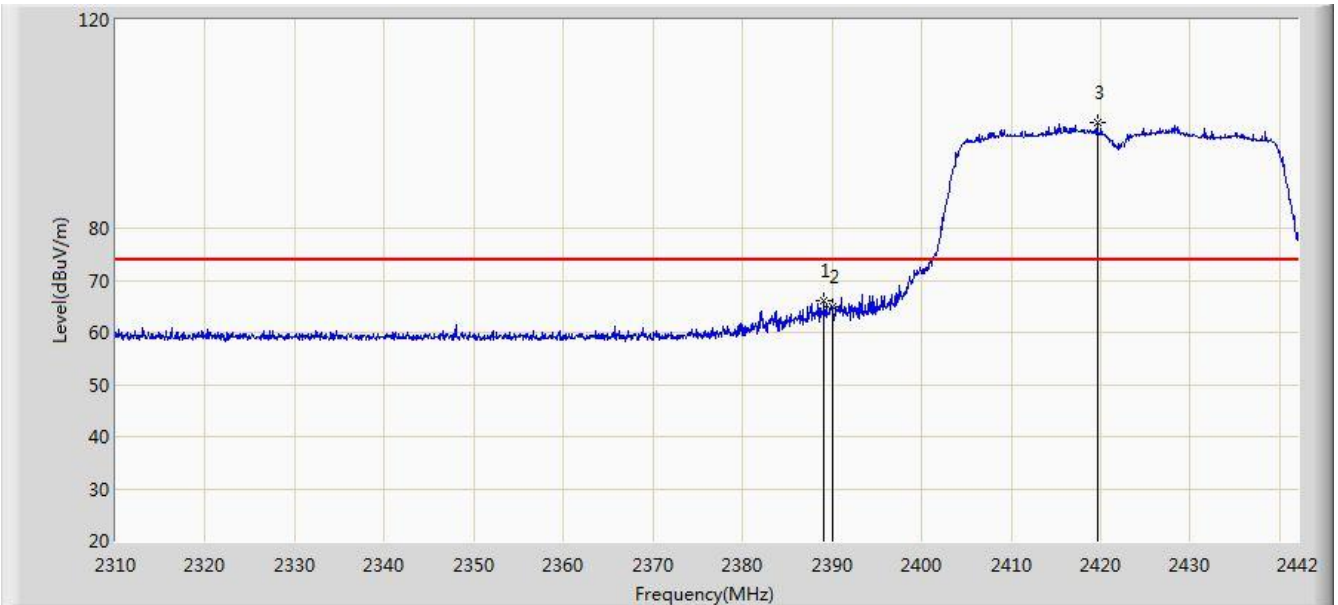


No	Flag	Mark	Frequency (MHz)	Measure Level (dBuV/m)	Reading Level (dBuV)	Over Limit (dB)	Limit (dBuV/m)	Factor (dB)	Type
1		*	2465.488	93.840	62.696	N/A	N/A	31.143	AV
2			2483.500	50.263	19.070	-3.737	54.000	31.194	AV

Note: Measure Level (dB μ V/m) = Reading Level (dB μ V) + Factor (dB)

Factor (dB) = Cable Loss (dB) + Antenna Factor (dB/m).

Site: AC1	Time: 2015/03/02 - 14:18
Limit: FCC_Part15.209_RE(3m)	Engineer: Roy Cheng
Probe: BBHA9120D_1-18GHz	Polarity: Horizontal
EUT: WiFi Concurrent 4 Port GE LAN VoIP Ethernet Gateway with USB	Power: AC 120V/60Hz
Test Mode: Transmit at channel 2422MHz by 802.11n-HT40 Ant 1	

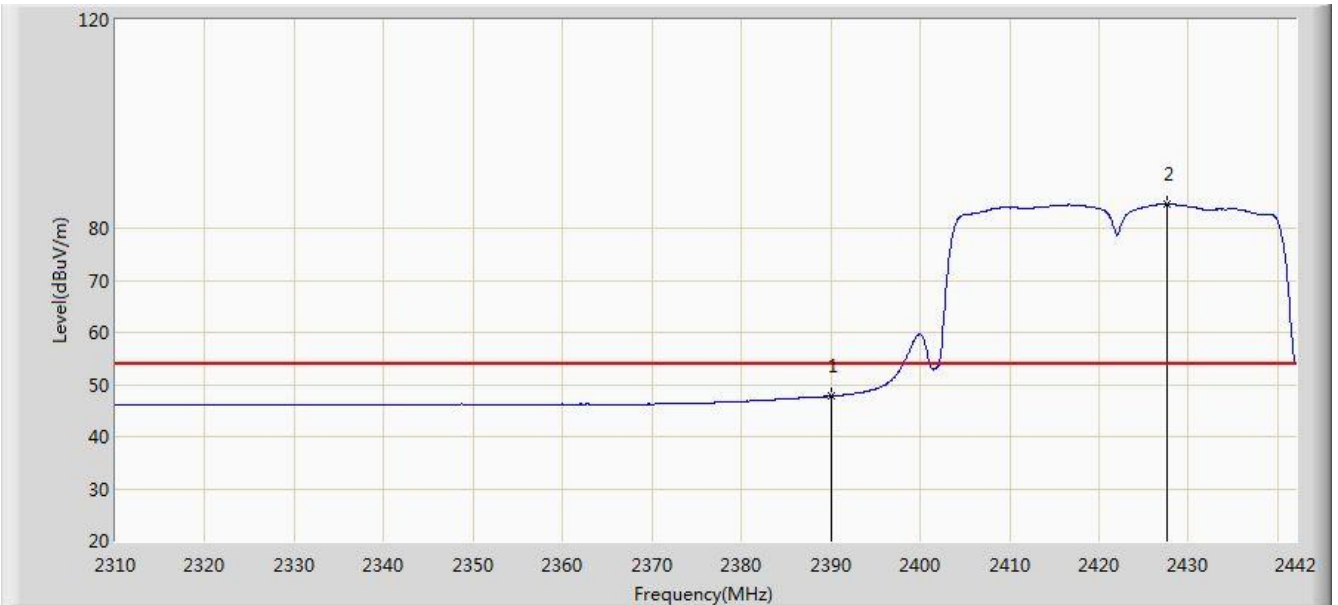


No	Flag	Mark	Frequency (MHz)	Measure Level (dBuV/m)	Reading Level (dBuV)	Over Limit (dB)	Limit (dBuV/m)	Factor (dB)	Type
1			2389.134	66.057	34.853	-7.943	74.000	31.204	PK
2			2390.000	64.807	33.604	-9.193	74.000	31.203	PK
3		*	2419.626	100.212	69.056	N/A	N/A	31.157	PK

Note: Measure Level (dBuV/m) = Reading Level (dBuV) + Factor (dB)

Factor (dB) = Cable Loss (dB) + Antenna Factor (dB/m).

Site: AC1	Time: 2015/03/02 - 14:23
Limit: FCC_Part15.209_RE(3m)	Engineer: Roy Cheng
Probe: BBHA9120D_1-18GHz	Polarity: Horizontal
EUT: WiFi Concurrent 4 Port GE LAN VoIP Ethernet Gateway with USB	Power: AC 120V/60Hz
Test Mode: Transmit at channel 2422MHz by 802.11n-HT40 Ant 1	

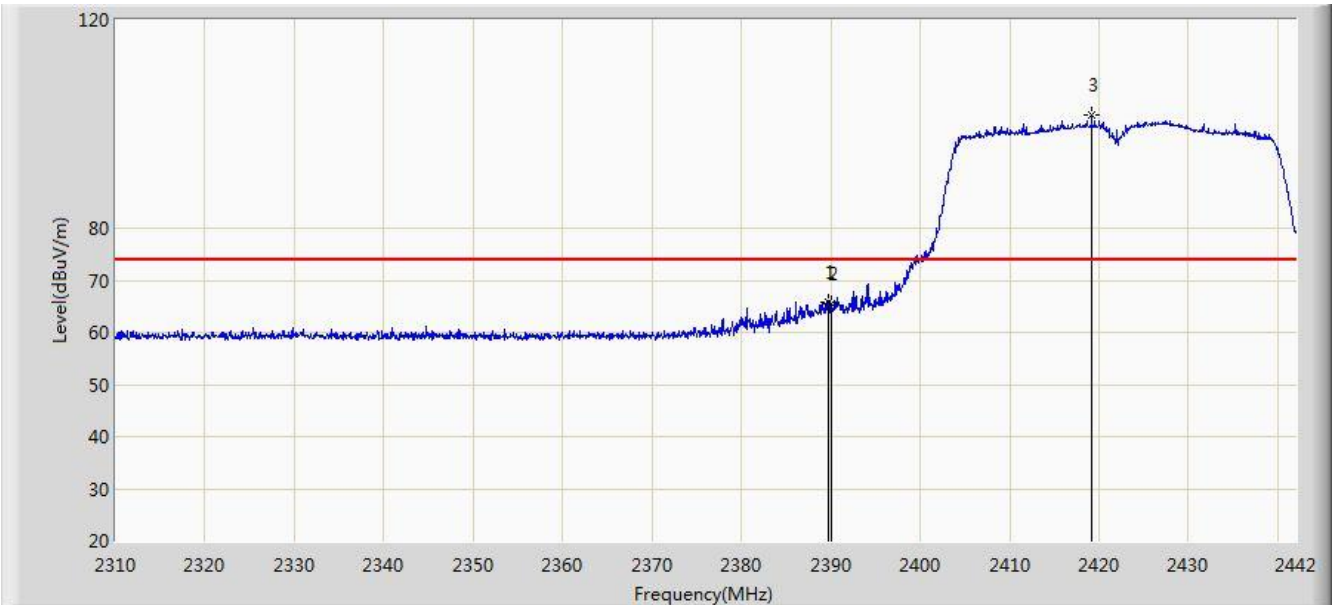


No	Flag	Mark	Frequency (MHz)	Measure Level (dBuV/m)	Reading Level (dBuV)	Over Limit (dB)	Limit (dBuV/m)	Factor (dB)	Type
1			2390.000	47.735	16.532	-6.265	54.000	31.203	AV
2		*	2427.546	84.540	53.397	N/A	N/A	31.143	AV

Note: Measure Level (dB μ V/m) = Reading Level (dB μ V) + Factor (dB)

Factor (dB) = Cable Loss (dB) + Antenna Factor (dB/m).

Site: AC1	Time: 2015/03/02 - 14:24
Limit: FCC_Part15.209_RE(3m)	Engineer: Roy Cheng
Probe: BBHA9120D_1-18GHz	Polarity: Vertical
EUT: WiFi Concurrent 4 Port GE LAN VoIP Ethernet Gateway with USB	Power: AC 120V/60Hz
Test Mode: Transmit at channel 2422MHz by 802.11n-HT40 Ant 1	

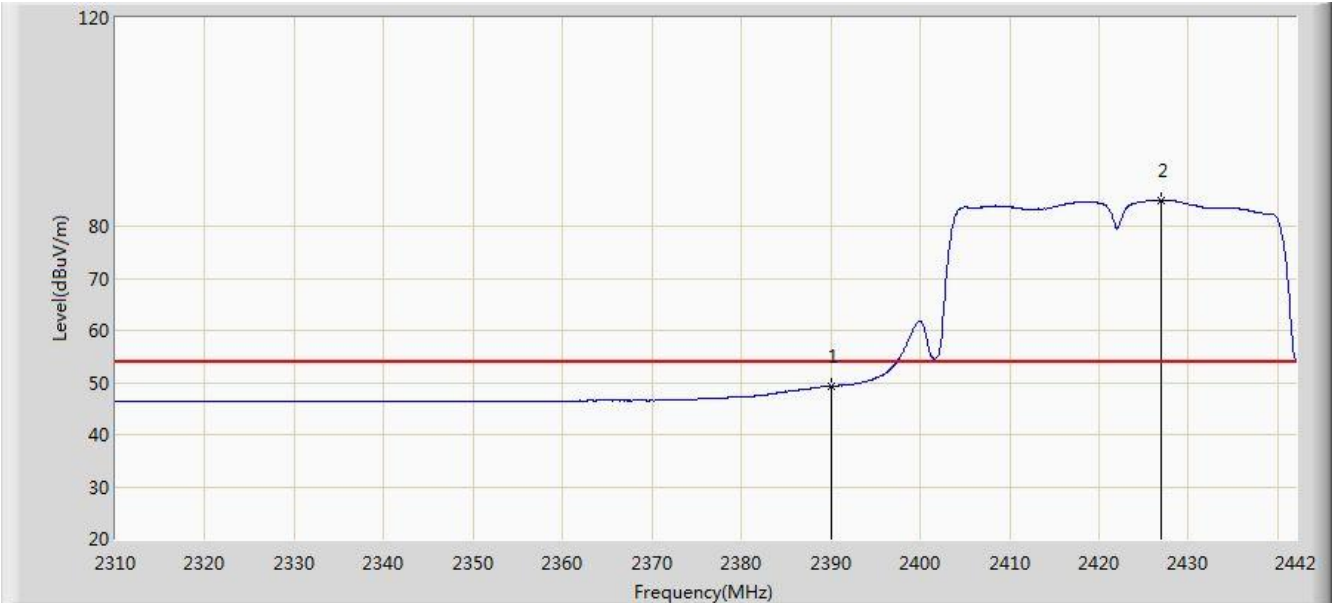


No	Flag	Mark	Frequency (MHz)	Measure Level (dBuV/m)	Reading Level (dBuV)	Over Limit (dB)	Limit (dBuV/m)	Factor (dB)	Type
1			2389.662	65.804	34.601	-8.196	74.000	31.204	PK
2			2390.000	65.464	34.261	-8.536	74.000	31.203	PK
3		*	2419.164	101.714	70.557	N/A	N/A	31.157	PK

Note: Measure Level (dBuV/m) = Reading Level (dBuV) + Factor (dB)

Factor (dB) = Cable Loss (dB) + Antenna Factor (dB/m).

Site: AC1	Time: 2015/03/02 - 14:27
Limit: FCC_Part15.209_RE(3m)	Engineer: Roy Cheng
Probe: BBHA9120D_1-18GHz	Polarity: Vertical
EUT: WiFi Concurrent 4 Port GE LAN VoIP Ethernet Gateway with USB	Power: AC 120V/60Hz
Test Mode: Transmit at channel 2422MHz by 802.11n-HT40 Ant 1	

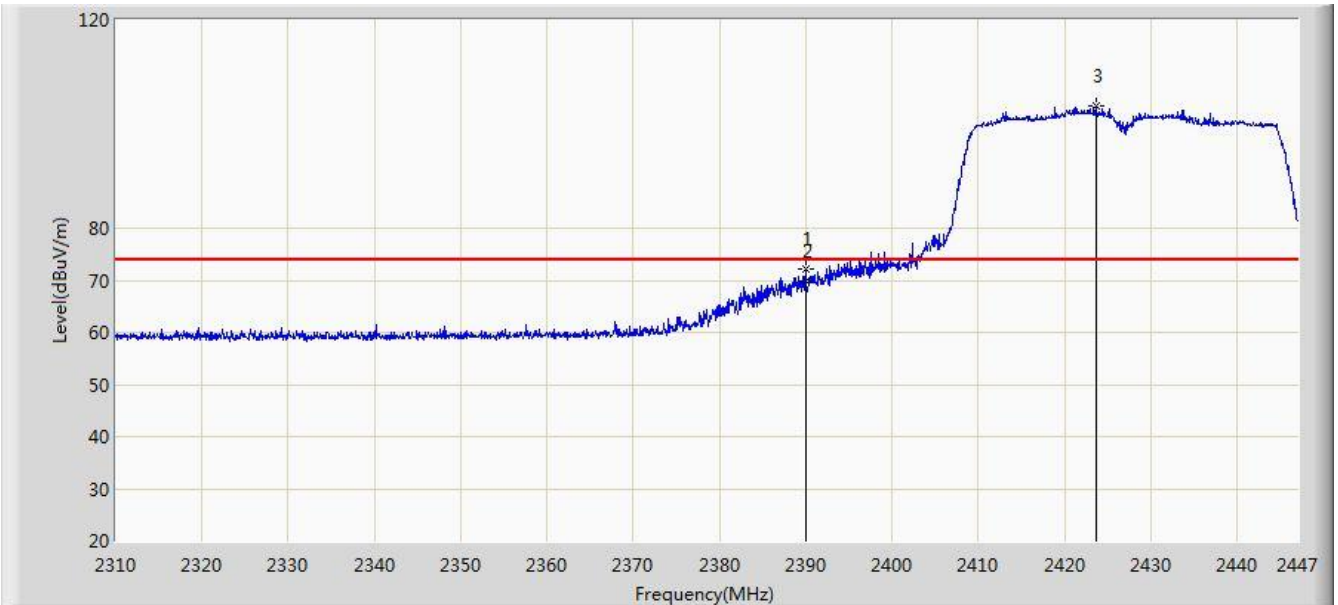


No	Flag	Mark	Frequency (MHz)	Measure Level (dBuV/m)	Reading Level (dBuV)	Over Limit (dB)	Limit (dBuV/m)	Factor (dB)	Type
1			2390.000	49.283	18.080	-4.717	54.000	31.203	AV
2		*	2426.952	85.034	53.890	N/A	N/A	31.143	AV

Note: Measure Level (dB μ V/m) = Reading Level (dB μ V) + Factor (dB)

Factor (dB) = Cable Loss (dB) + Antenna Factor (dB/m).

Site: AC1	Time: 2015/03/02 - 14:48
Limit: FCC_Part15.209_RE(3m)	Engineer: Roy Cheng
Probe: BBHA9120D_1-18GHz	Polarity: Horizontal
EUT: WiFi Concurrent 4 Port GE LAN VoIP Ethernet Gateway with USB	Power: AC 120V/60Hz
Test Mode: Transmit at channel 2427MHz by 802.11n-HT40 Ant 1	

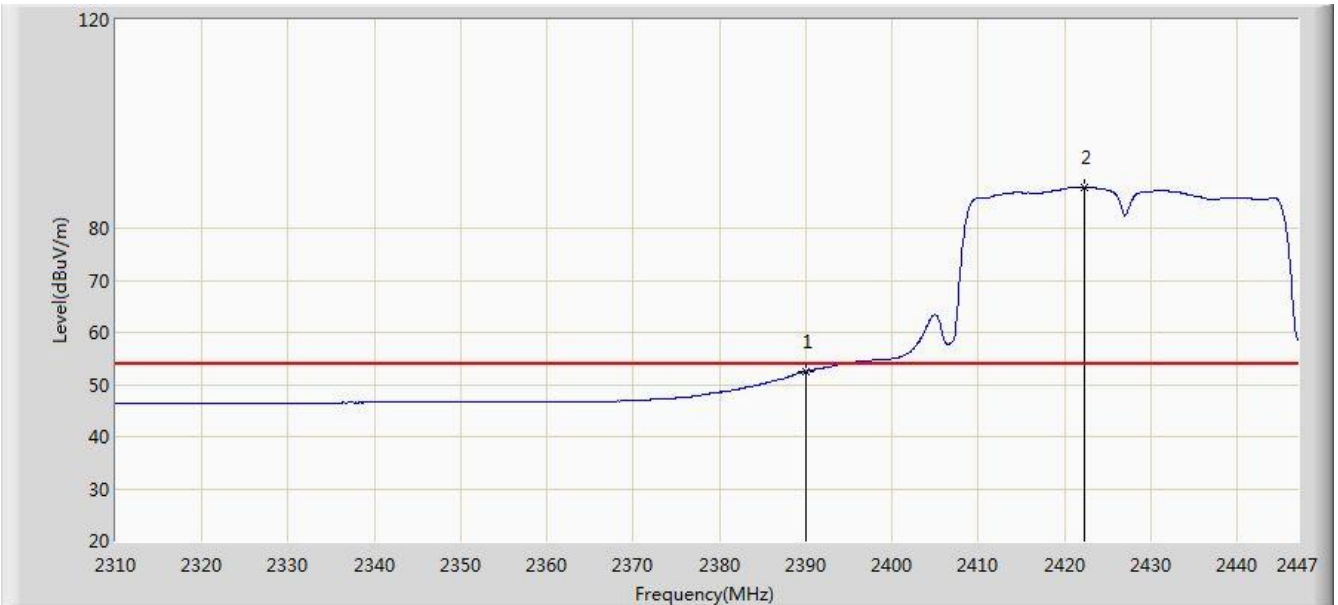


No	Flag	Mark	Frequency (MHz)	Measure Level (dBuV/m)	Reading Level (dBuV)	Over Limit (dB)	Limit (dBuV/m)	Factor (dB)	Type
1			2389.939	72.065	40.862	-1.935	74.000	31.203	PK
2			2390.000	69.927	38.724	-4.073	74.000	31.203	PK
3		*	2423.573	103.439	72.289	N/A	N/A	31.149	PK

Note: Measure Level (dBuV/m) = Reading Level (dBuV) + Factor (dB)

Factor (dB) = Cable Loss (dB) + Antenna Factor (dB/m).

Site: AC1	Time: 2015/03/02 - 14:51
Limit: FCC_Part15.209_RE(3m)	Engineer: Roy Cheng
Probe: BBHA9120D_1-18GHz	Polarity: Horizontal
EUT: WiFi Concurrent 4 Port GE LAN VoIP Ethernet Gateway with USB	Power: AC 120V/60Hz
Test Mode: Transmit at channel 2427MHz by 802.11n-HT40 Ant 1	

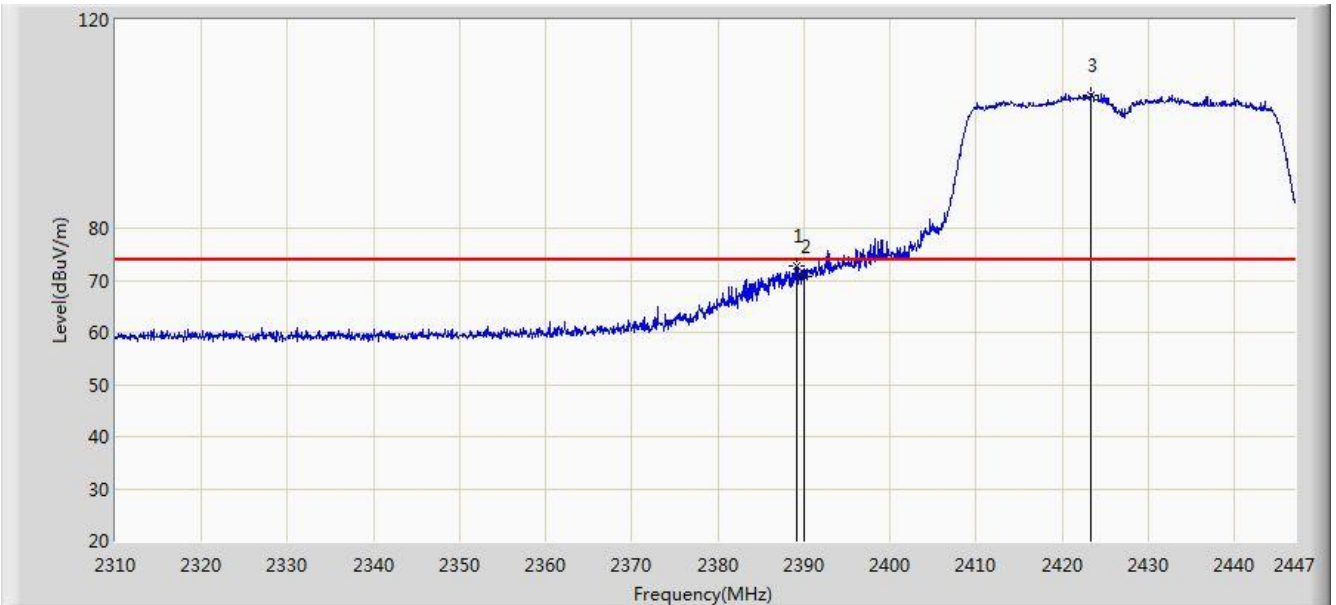


No	Flag	Mark	Frequency (MHz)	Measure Level (dBuV/m)	Reading Level (dBuV)	Over Limit (dB)	Limit (dBuV/m)	Factor (dB)	Type
1			2390.000	52.509	21.306	-1.491	54.000	31.203	AV
2		*	2422.203	87.906	56.754	N/A	N/A	31.152	AV

Note: Measure Level (dB μ V/m) = Reading Level (dB μ V) + Factor (dB)

Factor (dB) = Cable Loss (dB) + Antenna Factor (dB/m).

Site: AC1	Time: 2015/03/02 - 14:46
Limit: FCC_Part15.209_RE(3m)	Engineer: Roy Cheng
Probe: BBHA9120D_1-18GHz	Polarity: Vertical
EUT: WiFi Concurrent 4 Port GE LAN VoIP Ethernet Gateway with USB	Power: AC 120V/60Hz
Test Mode: Transmit at channel 2427MHz by 802.11n-HT40 Ant 1	

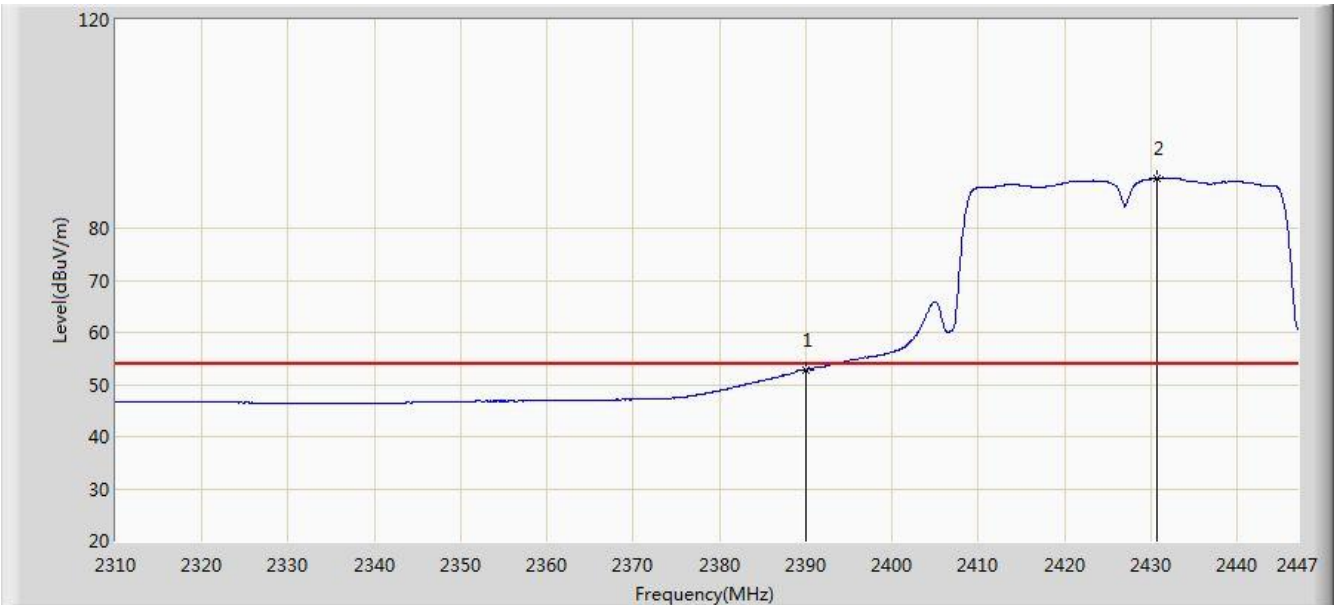


No	Flag	Mark	Frequency (MHz)	Measure Level (dBuV/m)	Reading Level (dBuV)	Over Limit (dB)	Limit (dBuV/m)	Factor (dB)	Type
1			2389.117	72.677	41.473	-1.323	74.000	31.204	PK
2			2390.000	70.733	39.530	-3.267	74.000	31.203	PK
3		*	2423.230	105.592	74.442	N/A	N/A	31.150	PK

Note: Measure Level (dBuV/m) = Reading Level (dBuV) + Factor (dB)

Factor (dB) = Cable Loss (dB) + Antenna Factor (dB/m).

Site: AC1	Time: 2015/03/02 - 14:45
Limit: FCC_Part15.209_RE(3m)	Engineer: Roy Cheng
Probe: BBHA9120D_1-18GHz	Polarity: Vertical
EUT: WiFi Concurrent 4 Port GE LAN VoIP Ethernet Gateway with USB	Power: AC 120V/60Hz
Test Mode: Transmit at channel 2427MHz by 802.11n-HT40 Ant 1	

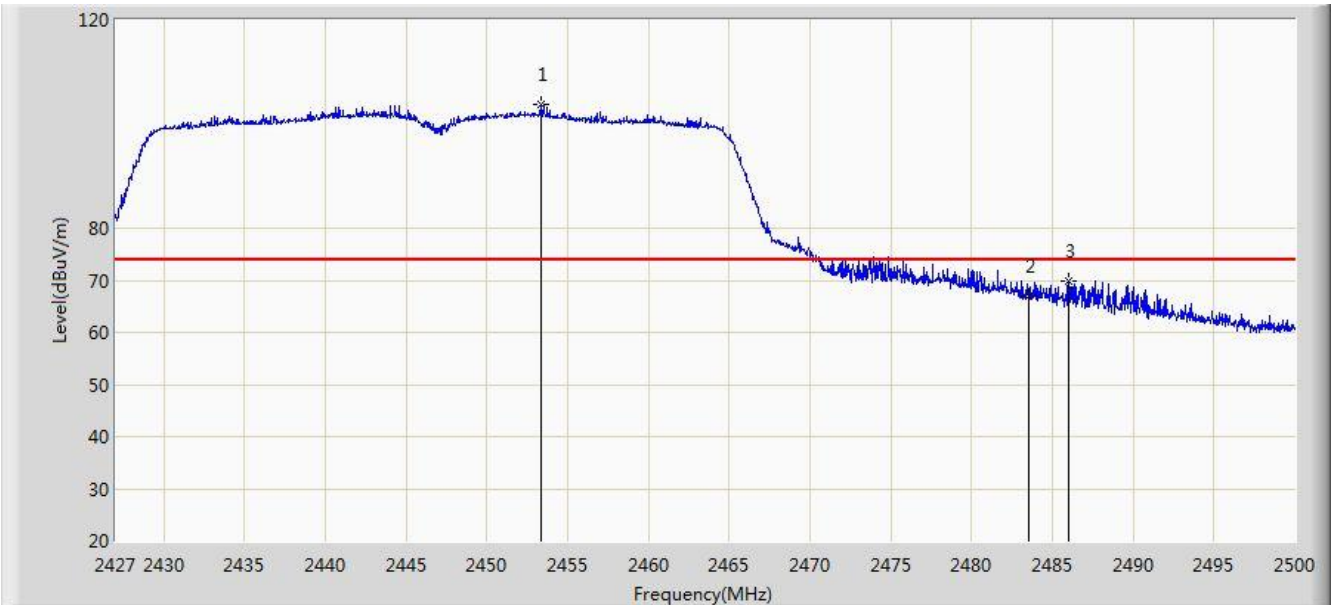


No	Flag	Mark	Frequency (MHz)	Measure Level (dBuV/m)	Reading Level (dBuV)	Over Limit (dB)	Limit (dBuV/m)	Factor (dB)	Type
1			2390.000	52.872	21.669	-1.128	54.000	31.203	AV
2		*	2430.765	89.575	58.438	N/A	N/A	31.136	AV

Note: Measure Level (dB μ V/m) = Reading Level (dB μ V) + Factor (dB)

Factor (dB) = Cable Loss (dB) + Antenna Factor (dB/m).

Site: AC1	Time: 2015/03/02 - 15:21
Limit: FCC_Part15.209_RE(3m)	Engineer: Roy Cheng
Probe: BBHA9120D_1-18GHz	Polarity: Horizontal
EUT: WiFi Concurrent 4 Port GE LAN VoIP Ethernet Gateway with USB	Power: AC 120V/60Hz
Test Mode: Transmit at channel 2447MHz by 802.11n-HT40 Ant 1	

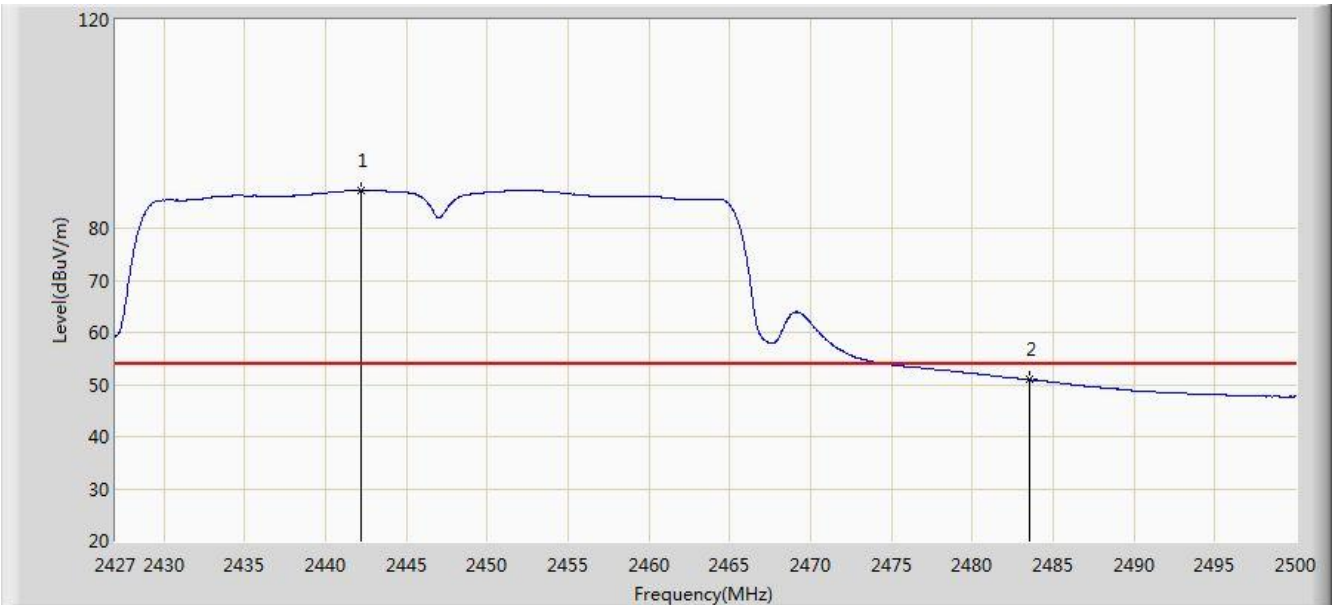


No	Flag	Mark	Frequency (MHz)	Measure Level (dBuV/m)	Reading Level (dBuV)	Over Limit (dB)	Limit (dBuV/m)	Factor (dB)	Type
1		*	2453.316	103.885	72.765	N/A	N/A	31.120	PK
2			2483.500	66.875	35.682	-7.125	74.000	31.194	PK
3			2486.021	69.968	38.768	-4.032	74.000	31.200	PK

Note: Measure Level (dBuV/m) = Reading Level (dBuV) + Factor (dB)

Factor (dB) = Cable Loss (dB) + Antenna Factor (dB/m).

Site: AC1	Time: 2015/03/02 - 15:24
Limit: FCC_Part15.209_RE(3m)	Engineer: Roy Cheng
Probe: BBHA9120D_1-18GHz	Polarity: Horizontal
EUT: WiFi Concurrent 4 Port GE LAN VoIP Ethernet Gateway with USB	Power: AC 120V/60Hz
Test Mode: Transmit at channel 2447MHz by 802.11n-HT40 Ant 1	

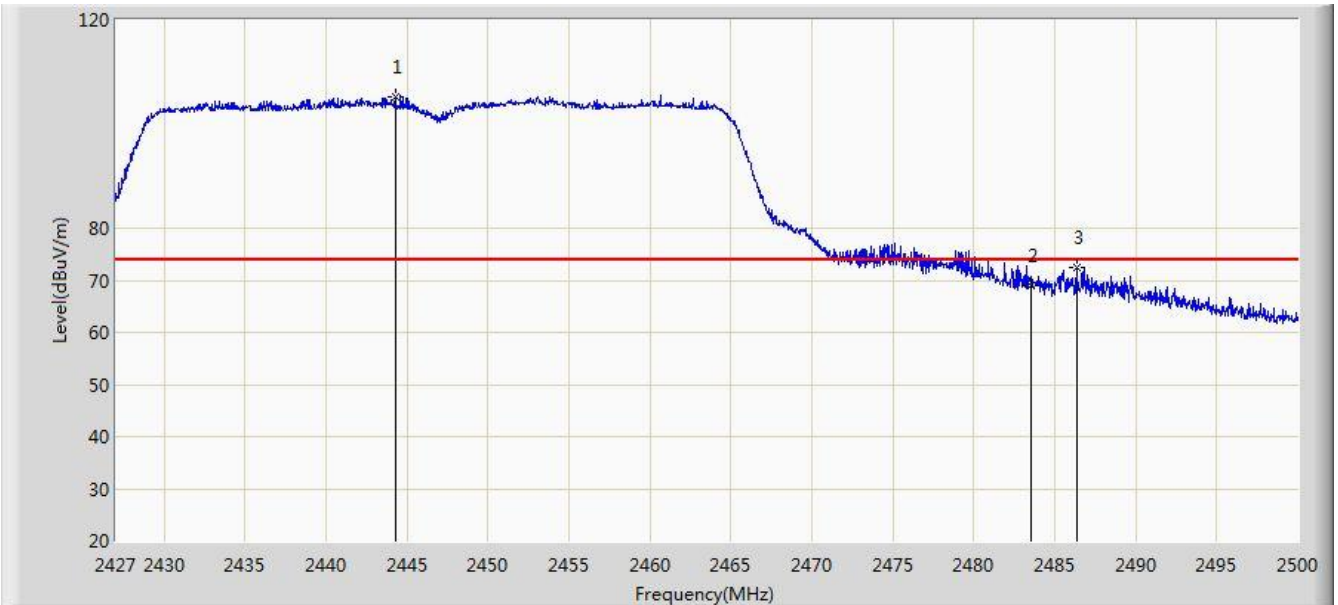


No	Flag	Mark	Frequency (MHz)	Measure Level (dBuV/m)	Reading Level (dBuV)	Over Limit (dB)	Limit (dBuV/m)	Factor (dB)	Type
1		*	2442.184	87.165	56.051	N/A	N/A	31.115	AV
2			2483.500	50.909	19.716	-3.091	54.000	31.194	AV

Note: Measure Level (dB μ V/m) = Reading Level (dB μ V) + Factor (dB)

Factor (dB) = Cable Loss (dB) + Antenna Factor (dB/m).

Site: AC1	Time: 2015/03/02 - 15:16
Limit: FCC_Part15.209_RE(3m)	Engineer: Roy Cheng
Probe: BBHA9120D_1-18GHz	Polarity: Vertical
EUT: WiFi Concurrent 4 Port GE LAN VoIP Ethernet Gateway with USB	Power: AC 120V/60Hz
Test Mode: Transmit at channel 2447MHz by 802.11n-HT40 Ant 1	

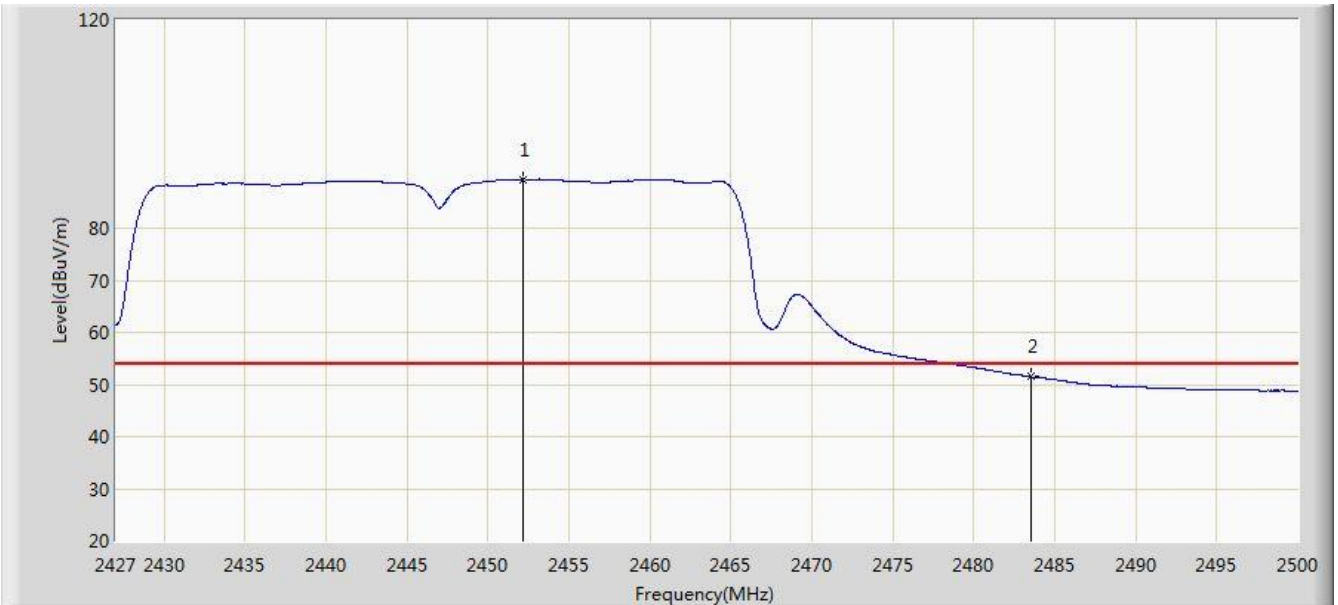


No	Flag	Mark	Frequency (MHz)	Measure Level (dBuV/m)	Reading Level (dBuV)	Over Limit (dB)	Limit (dBuV/m)	Factor (dB)	Type
1		*	2444.264	105.297	74.187	N/A	N/A	31.110	PK
2			2483.500	68.954	37.761	-5.046	74.000	31.194	PK
3			2486.349	72.435	41.234	-1.565	74.000	31.201	PK

Note: Measure Level (dBuV/m) = Reading Level (dBuV) + Factor (dB)

Factor (dB) = Cable Loss (dB) + Antenna Factor (dB/m).

Site: AC1	Time: 2015/03/02 - 15:20
Limit: FCC_Part15.209_RE(3m)	Engineer: Roy Cheng
Probe: BBHA9120D_1-18GHz	Polarity: Vertical
EUT: WiFi Concurrent 4 Port GE LAN VoIP Ethernet Gateway with USB	Power: AC 120V/60Hz
Test Mode: Transmit at channel 2447MHz by 802.11n-HT40 Ant 1	



No	Flag	Mark	Frequency (MHz)	Measure Level (dBuV/m)	Reading Level (dBuV)	Over Limit (dB)	Limit (dBuV/m)	Factor (dB)	Type
1		*	2452.148	89.412	58.294	N/A	N/A	31.117	AV
2			2483.500	51.474	20.281	-2.526	54.000	31.194	AV

Note: Measure Level (dB μ V/m) = Reading Level (dB μ V) + Factor (dB)

Factor (dB) = Cable Loss (dB) + Antenna Factor (dB/m).