

7.6. Radiated Spurious Emission Measurement

7.6.1. Test Limit

All out of band emissions appearing in a restricted band as specified in Section 15.205 of the Title 47 CFR must not exceed the limits shown in Table per Section 15.209.

FCC Part 15 Subpart C Paragraph 15.209		
Frequency [MHz]	Field Strength [V/m]	Measured Distance [Meters]
0.009 - 0.490	2400/F (kHz)	300
0.490 - 1.705	24000/F (kHz)	30
1.705 - 30	30	30
30 - 88	100	3
88 - 216	150	3
216 - 960	200	3
Above 960	500	3

7.6.2. Test Procedure Used

ANSI C63.10 Section 6.3 (General Requirements)

ANSI C63.10 Section 6.4 (Standard test method below 30MHz)

ANSI C63.10 Section 6.5 (Standard test method above 30MHz to 1GHz)

ANSI C63.10 Section 6.6 (Standard test method above 1GHz)

7.6.3. Test Setting

Peak Field Strength Measurements

1. Analyzer center frequency was set to the frequency of the radiated spurious emission of interest
2. RBW = as specified in Table 1
3. VBW = 3MHz

4. Detector = peak
5. Sweep time = auto couple
6. Trace mode = max hold
7. Trace was allowed to stabilize

Table 1 - RBW as a function of frequency

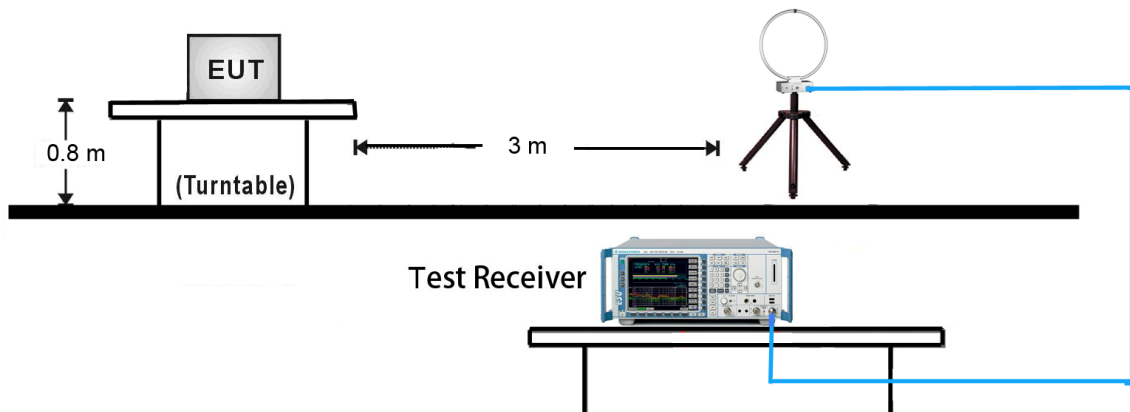
Frequency	RBW
9 ~ 150 kHz	200 ~ 300 Hz
0.15 ~ 30 MHz	9 ~ 10 kHz
30 ~ 1000 MHz	100 ~ 120 kHz
> 1000 MHz	1 MHz

Average Field Strength Measurements

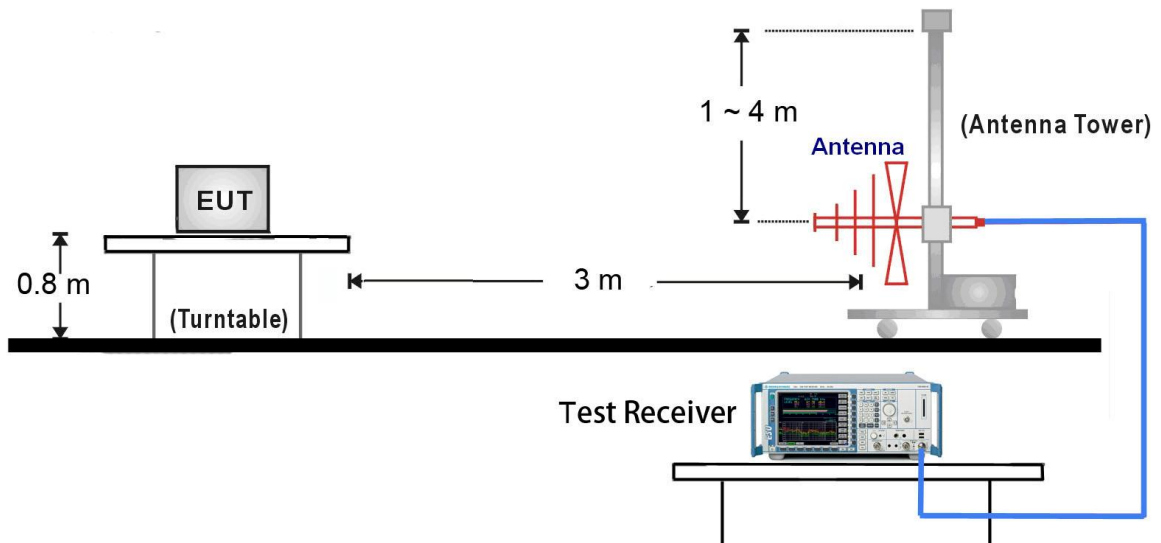
1. Analyzer center frequency was set to the frequency of the radiated spurious emission of interest
2. RBW = 1MHz
3. VBW \geq 1/T
4. De As an alternative, the instrument may be set to linear detector mode. Ensure that video filtering is applied in linear voltage domain (rather than in a log or dB domain). Some instruments require linear display mode in order to accomplish this. Others have a setting for Average-VBW Type, which can be set to "Voltage" regardless of the display mode
5. Detector = Peak
6. Sweep time = auto
7. Trace mode = max hold
8. Allow max hold to run for at least 50 times (1/duty cycle) traces

7.6.4. Test Setup

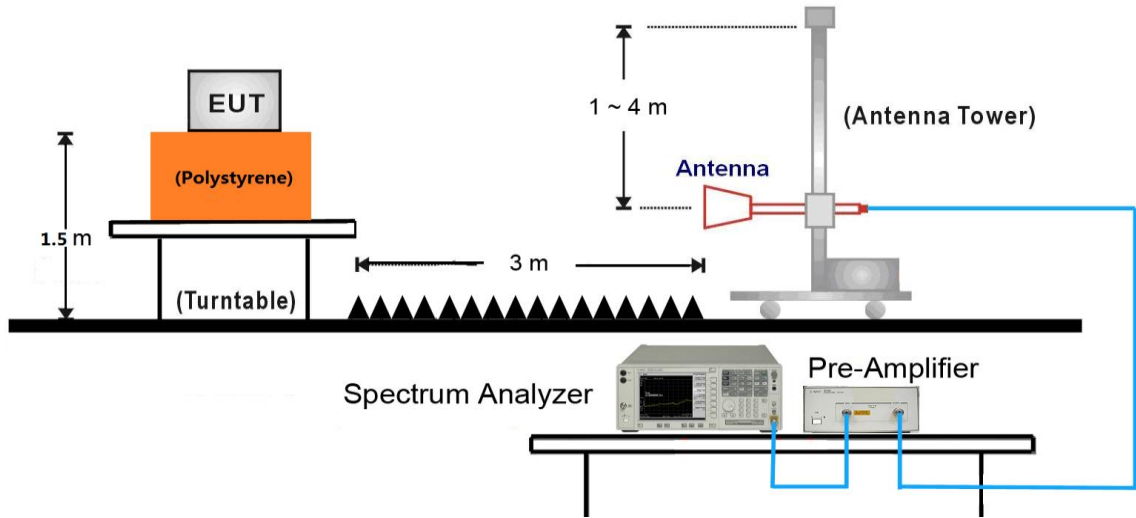
9kHz ~ 30MHz Test Setup:



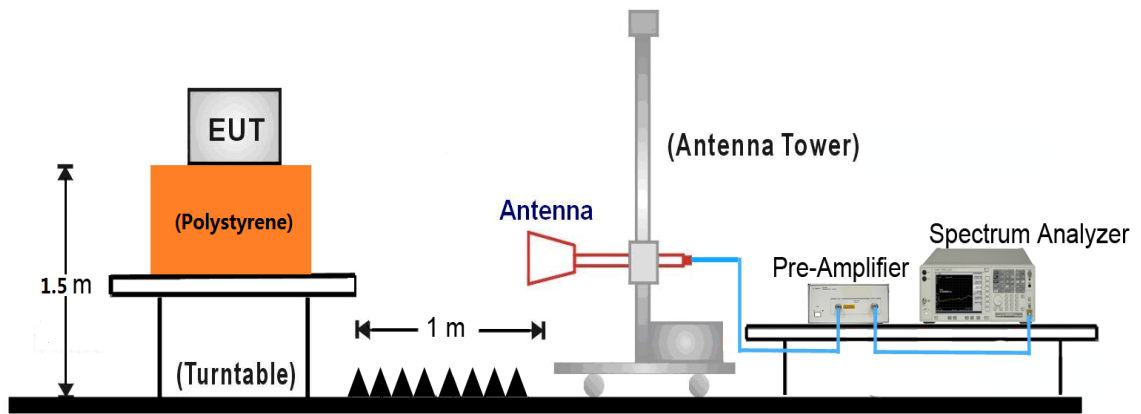
30MHz ~ 1GHz Test Setup:



1GHz ~ 18GHz Test Setup:



18GHz ~ 25GHz Test Setup:



7.6.5. Test Result

Test Mode:	802.11b - Ant 0	Test Site:	AC1
Test Channel:	01	Test Engineer:	Roy Cheng
Remark:	1. Average measurement was not performed if peak level lower than average limit. 2. Other frequency was 20dB below limit line within 1-18GHz, there is not show in the report.		

Mark	Frequency (MHz)	Reading Level (dB μ V)	Factor (dB)	Measure Level (dB μ V/m)	Limit (dB μ V/m)	Margin (dB)	Detector	Polarization
	4825.0	45.3	2.7	48.0	74.0	-26.0	Peak	Horizontal
*	6232.2	36.0	4.7	40.7	80.1	-39.4	Peak	Horizontal
	8356.2	35.0	8.0	43.0	74.0	-31.0	Peak	Horizontal
*	9756.2	34.9	11.4	46.3	80.1	-33.8	Peak	Horizontal
	4825.0	42.8	2.7	45.5	74.0	-28.5	Peak	Vertical
*	6563.2	35.9	6.0	41.9	80.1	-38.2	Peak	Vertical
	8356.2	35.0	8.0	43.0	74.0	-31.0	Peak	Vertical
*	9789.2	34.4	11.4	45.8	80.1	-34.3	Peak	Vertical

Note 1: "*" is not in restricted band, its limit is 30dBc of the fundamental emission level (110.1dB μ V/m) or FCC 15.209 which is higher.

Note 2: Measure Level (dB μ V/m) = Reading Level (dB μ V) + Factor (dB)

Factor (dB) = Cable Loss (dB) + Antenna Factor (dB/m) - Pre_Amplifier Gain (dB)

Test Mode:	802.11b - Ant 0	Test Site:	AC1
Test Channel:	06	Test Engineer:	Roy Cheng
Remark:	1. Average measurement was not performed if peak level lower than average limit. 2. Other frequency was 20dB below limit line within 1-18GHz, there is not show in the report.		

Mark	Frequency (MHz)	Reading Level (dB μ V)	Factor (dB)	Measure Level (dB μ V/m)	Limit (dB μ V/m)	Margin (dB)	Detector	Polarization
	4876.0	48.8	2.7	51.5	74.0	-22.5	Peak	Horizontal
*	6232.2	35.8	4.7	40.5	79.6	-39.1	Peak	Horizontal
	7307.0	41.4	8.0	49.4	74.0	-24.6	Peak	Horizontal
*	9789.2	34.5	11.4	45.9	79.6	-33.7	Peak	Horizontal
	4876.0	44.5	2.7	47.2	74.0	-26.8	Peak	Vertical
*	6235.2	35.6	4.7	40.3	79.6	-39.3	Peak	Vertical
	8356.2	35.2	8.0	43.2	74.0	-30.8	Peak	Vertical
*	9723.6	34.5	11.1	45.6	79.6	-34.0	Peak	Vertical

Note 1: "*" is not in restricted band, its limit is 30dBc of the fundamental emission level (109.6dB μ V/m) or FCC 15.209 which is higher.

Note 2: Measure Level (dB μ V/m) = Reading Level (dB μ V) + Factor (dB)

Factor (dB) = Cable Loss (dB) + Antenna Factor (dB/m) - Pre_Amplifier Gain (dB)

Test Mode:	802.11b - Ant 0	Test Site:	AC1
Test Channel:	11	Test Engineer:	Roy Cheng
Remark:	1. Average measurement was not performed if peak level lower than average limit. 2. Other frequency was 20dB below limit line within 1-18GHz, there is not show in the report.		

Mark	Frequency (MHz)	Reading Level (dB μ V)	Factor (dB)	Measure Level (dB μ V/m)	Limit (dB μ V/m)	Margin (dB)	Detector	Polarization
	4927.0	50.0	2.8	52.8	74.0	-21.2	Peak	Horizontal
*	6593.2	35.3	6.0	41.3	79.6	-38.3	Peak	Horizontal
	8356.2	35.2	8.0	43.2	74.0	-30.8	Peak	Horizontal
*	9789.2	33.6	11.4	45.0	79.6	-34.6	Peak	Horizontal
	4927.0	44.6	2.8	47.4	74.0	-26.6	Peak	Vertical
*	6562.2	35.5	6.0	41.5	79.6	-38.1	Peak	Vertical
	8356.2	35.1	8.0	43.1	74.0	-30.9	Peak	Vertical
*	9723.2	35.3	11.1	46.4	79.6	-33.2	Peak	Vertical

Note 1: "*" is not in restricted band, its limit is 30dBc of the fundamental emission level (109.6dB μ V/m) or FCC 15.209 which is higher.

Note 2: Measure Level (dB μ V/m) = Reading Level (dB μ V) + Factor (dB)

Factor (dB) = Cable Loss (dB) + Antenna Factor (dB/m) - Pre_Amplifier Gain (dB)

Test Mode:	802.11g - Ant 0	Test Site:	AC1
Test Channel:	01	Test Engineer:	Roy Cheng
Remark:	1. Average measurement was not performed if peak level lower than average limit. 2. Other frequency was 20dB below limit line within 1-18GHz, there is not show in the report.		

Mark	Frequency (MHz)	Reading Level (dB μ V)	Factor (dB)	Measure Level (dB μ V/m)	Limit (dB μ V/m)	Margin (dB)	Detector	Polarization
	4825.0	42.6	2.7	45.3	74.0	-28.7	Peak	Horizontal
*	7239.0	39.7	7.8	47.5	80.7	-33.2	Peak	Horizontal
	8356.2	34.8	8.0	42.8	74.0	-31.2	Peak	Horizontal
*	9723.5	34.7	11.1	45.8	80.7	-34.9	Peak	Horizontal
	4825.0	39.6	2.7	42.3	74.0	-31.7	Peak	Vertical
*	6656.2	36.5	6.0	42.5	80.7	-38.2	Peak	Vertical
	8356.0	35.0	8.0	43.0	74.0	-31.0	Peak	Vertical
*	9756.2	34.4	11.4	45.8	80.7	-34.9	Peak	Vertical

Note 1: "*" is not in restricted band, its limit is 30dBc of the fundamental emission level (110.7dB μ V/m) or FCC 15.209 which is higher.

Note 2: Measure Level (dB μ V/m) = Reading Level (dB μ V) + Factor (dB)

Factor (dB) = Cable Loss (dB) + Antenna Factor (dB/m) - Pre_Amplifier Gain (dB)

Test Mode:	802.11g - Ant 0	Test Site:	AC1
Test Channel:	06	Test Engineer:	Roy Cheng
Remark:	1. Average measurement was not performed if peak level lower than average limit. 2. Other frequency was 20dB below limit line within 1-18GHz, there is not show in the report.		

Mark	Frequency (MHz)	Reading Level (dB μ V)	Factor (dB)	Measure Level (dB μ V/m)	Limit (dB μ V/m)	Margin (dB)	Detector	Polarization
	4876.0	46.7	2.7	49.4	74.0	-24.6	Peak	Horizontal
*	6989.2	35.8	6.8	42.6	80.6	-38.0	Peak	Horizontal
	7307.0	41.7	8.0	49.7	74.0	-24.3	Peak	Horizontal
*	9763.5	37.9	11.4	49.3	80.6	-31.3	Peak	Horizontal
	4867.5	41.7	2.7	44.4	74.0	-29.6	Peak	Vertical
*	6956.2	36.0	6.7	42.7	80.6	-37.9	Peak	Vertical
	7298.5	38.6	8.0	46.6	74.0	-27.4	Peak	Vertical
*	9723.2	33.8	11.1	44.9	80.6	-35.7	Peak	Vertical

Note 1: "*" is not in restricted band, its limit is 30dBc of the fundamental emission level (110.6dB μ V/m) or FCC 15.209 which is higher.

Note 2: Measure Level (dB μ V/m) = Reading Level (dB μ V) + Factor (dB)

Factor (dB) = Cable Loss (dB) + Antenna Factor (dB/m) - Pre_Amplifier Gain (dB)

Test Mode:	802.11g - Ant 0	Test Site:	AC1
Test Channel:	11	Test Engineer:	Roy Cheng
Remark:	1. Average measurement was not performed if peak level lower than average limit. 2. Other frequency was 20dB below limit line within 1-18GHz, there is not show in the report.		

Mark	Frequency (MHz)	Reading Level (dB μ V)	Factor (dB)	Measure Level (dB μ V/m)	Limit (dB μ V/m)	Margin (dB)	Detector	Polarization
	4927.0	45.4	2.8	48.2	74.0	-25.8	Peak	Horizontal
*	6956.2	35.8	6.7	42.5	80.5	-38.0	Peak	Horizontal
	8345.2	34.7	8.0	42.7	74.0	-31.3	Peak	Horizontal
*	9723.5	35.0	11.1	46.1	80.5	-34.4	Peak	Horizontal
	4927.0	40.8	2.8	43.6	74.0	-30.4	Peak	Vertical
*	6893.2	35.9	6.5	42.4	80.5	-38.1	Peak	Vertical
	8356.1	34.6	8.0	42.6	74.0	-31.4	Peak	Vertical
*	9789.2	34.2	11.4	45.6	80.5	-34.9	Peak	Vertical

Note 1: "*" is not in restricted band, its limit is 30dBc of the fundamental emission level (110.5dB μ V/m) or FCC 15.209 which is higher.

Note 2: Measure Level (dB μ V/m) = Reading Level (dB μ V) + Factor (dB)

Factor (dB) = Cable Loss (dB) + Antenna Factor (dB/m) - Pre_Amplifier Gain (dB)

Test Mode:	802.11n-HT20 - Ant 0	Test Site:	AC1
Test Channel:	01	Test Engineer:	Roy Cheng
Remark:	1. Average measurement was not performed if peak level lower than average limit. 2. Other frequency was 20dB below limit line within 1-18GHz, there is not show in the report.		

Mark	Frequency (MHz)	Reading Level (dB μ V)	Factor (dB)	Measure Level (dB μ V/m)	Limit (dB μ V/m)	Margin (dB)	Detector	Polarization
	4825.0	41.1	2.7	43.8	74.0	-30.2	Peak	Horizontal
*	6589.2	35.3	6.0	41.3	77.8	-36.5	Peak	Horizontal
	8356.2	33.7	8.0	41.7	74.0	-30.3	Peak	Horizontal
*	9756.2	34.9	11.4	46.3	77.8	-31.5	Peak	Horizontal
	4689.2	37.6	2.3	39.9	74.0	-34.1	Peak	Vertical
*	6978.2	36.3	6.8	43.1	77.8	-34.7	Peak	Vertical
	8356.2	34.5	8.0	42.5	74.0	-31.5	Peak	Vertical
*	9765.2	34.1	11.4	45.5	77.8	-32.3	Peak	Vertical

Note 1: "*" is not in restricted band, its limit is 30dBc of the fundamental emission level (107.8dB μ V/m) or FCC 15.209 which is higher.

Note 2: Measure Level (dB μ V/m) = Reading Level (dB μ V) + Factor (dB)

Factor (dB) = Cable Loss (dB) + Antenna Factor (dB/m) - Pre_Amplifier Gain (dB)

Test Mode:	802.11n-HT20 - Ant 0	Test Site:	AC1
Test Channel:	06	Test Engineer:	Roy Cheng
Remark:	1. Average measurement was not performed if peak level lower than average limit. 2. Other frequency was 20dB below limit line within 1-18GHz, there is not show in the report.		

Mark	Frequency (MHz)	Reading Level (dB μ V)	Factor (dB)	Measure Level (dB μ V/m)	Limit (dB μ V/m)	Margin (dB)	Detector	Polarization
	4884.5	41.7	2.7	44.4	74.0	-29.6	Peak	Horizontal
*	6789.2	35.9	6.0	41.9	77.9	-36.0	Peak	Horizontal
	8369.1	34.5	8.0	42.5	74.0	-31.5	Peak	Horizontal
*	9723.1	34.3	11.1	45.4	77.9	-32.5	Peak	Horizontal
	4876.0	39.0	2.7	41.7	74.0	-32.3	Peak	Vertical
*	6989.2	35.7	6.8	42.5	77.9	-35.4	Peak	Vertical
	8356.2	34.8	8.0	42.8	74.0	-31.2	Peak	Vertical
*	9670.0	37.1	10.9	48.0	77.9	-29.9	Peak	Vertical

Note 1: "*" is not in restricted band, its limit is 30dBc of the fundamental emission level (107.9dB μ V/m) or FCC 15.209 which is higher.

Note 2: Measure Level (dB μ V/m) = Reading Level (dB μ V) + Factor (dB)

Factor (dB) = Cable Loss (dB) + Antenna Factor (dB/m) - Pre_Amplifier Gain (dB)

Test Mode:	802.11n-HT20 - Ant 0	Test Site:	AC1
Test Channel:	11	Test Engineer:	Roy Cheng
Remark:	1. Average measurement was not performed if peak level lower than average limit. 2. Other frequency was 20dB below limit line within 1-18GHz, there is not show in the report.		

Mark	Frequency (MHz)	Reading Level (dB μ V)	Factor (dB)	Measure Level (dB μ V/m)	Limit (dB μ V/m)	Margin (dB)	Detector	Polarization
	4927.0	41.3	2.8	44.1	74.0	-29.9	Peak	Horizontal
*	6978.2	36.1	6.8	42.9	77.8	-34.9	Peak	Horizontal
	8356.2	34.5	8.0	42.5	74.0	-31.5	Peak	Horizontal
*	9765.2	34.7	11.4	46.1	77.8	-31.7	Peak	Horizontal
	4876.0	35.2	2.7	37.9	74.0	-36.1	Peak	Vertical
*	6456.2	35.8	5.8	41.6	77.8	-36.2	Peak	Vertical
	8345.1	34.9	8.0	42.9	74.0	-31.1	Peak	Vertical
*	9772.2	33.9	11.4	45.3	77.8	-32.5	Peak	Vertical

Note 1: "*" is not in restricted band, its limit is 30dBc of the fundamental emission level (107.8dB μ V/m) or FCC 15.209 which is higher.

Note 2: Measure Level (dB μ V/m) = Reading Level (dB μ V) + Factor (dB)

Factor (dB) = Cable Loss (dB) + Antenna Factor (dB/m) - Pre_Amplifier Gain (dB)

Test Mode:	802.11n-HT40 - Ant 0	Test Site:	AC1
Test Channel:	03	Test Engineer:	Roy Cheng
Remark:	1. Average measurement was not performed if peak level lower than average limit. 2. Other frequency was 20dB below limit line within 1-18GHz, there is not show in the report.		

Mark	Frequency (MHz)	Reading Level (dB μ V)	Factor (dB)	Measure Level (dB μ V/m)	Limit (dB μ V/m)	Margin (dB)	Detector	Polarization
	4639.2	36.3	2.1	38.4	74.0	-35.6	Peak	Horizontal
*	6945.0	35.2	6.7	41.9	74.0	-32.1	Peak	Horizontal
	8345.2	34.7	8.0	42.7	74.0	-31.3	Peak	Horizontal
*	9712.2	35.6	11.0	46.6	74.0	-27.4	Peak	Horizontal
	4923.2	35.5	2.8	38.3	74.0	-35.7	Peak	Vertical
*	6562.2	34.9	6.0	40.9	74.0	-33.1	Peak	Vertical
	8369.2	35.5	8.0	43.5	74.0	-30.5	Peak	Vertical
*	9723.2	33.8	11.1	44.9	74.0	-29.1	Peak	Vertical

Note 1: "*" is not in restricted band, its limit is 30dBc of the fundamental emission level (103.8dB μ V/m) or FCC 15.209 which is higher.

Note 2: Measure Level (dB μ V/m) = Reading Level (dB μ V) + Factor (dB)

Factor (dB) = Cable Loss (dB) + Antenna Factor (dB/m) - Pre_Amplifier Gain (dB)

Test Mode:	802.11n-HT40 - Ant 0	Test Site:	AC1
Test Channel:	06	Test Engineer:	Roy Cheng
Remark:	1. Average measurement was not performed if peak level lower than average limit. 2. Other frequency was 20dB below limit line within 1-18GHz, there is not show in the report.		

Mark	Frequency (MHz)	Reading Level (dB μ V)	Factor (dB)	Measure Level (dB μ V/m)	Limit (dB μ V/m)	Margin (dB)	Detector	Polarization
	4876.0	41.0	2.7	43.7	74.0	-30.3	Peak	Horizontal
*	6985.2	36.3	6.8	43.1	74.1	-31.0	Peak	Horizontal
	8356.0	34.5	8.0	42.5	74.0	-31.5	Peak	Horizontal
*	9745.2	34.4	11.3	45.7	74.1	-28.4	Peak	Horizontal
	4689.2	36.0	2.3	38.3	74.0	-35.7	Peak	Vertical
*	6323.0	34.9	5.0	39.9	74.1	-34.2	Peak	Vertical
	8396.6	34.8	8.1	42.9	74.0	-31.1	Peak	Vertical
*	9712.2	33.5	11.0	44.5	74.1	-29.6	Peak	Vertical

Note 1: "*" is not in restricted band, its limit is 30dBc of the fundamental emission level (104.1dB μ V/m) or FCC 15.209 which is higher.

Note 2: Measure Level (dB μ V/m) = Reading Level (dB μ V) + Factor (dB)

Factor (dB) = Cable Loss (dB) + Antenna Factor (dB/m) - Pre_Amplifier Gain (dB)

Test Mode:	802.11n-HT40 - Ant 0	Test Site:	AC1
Test Channel:	09	Test Engineer:	Roy Cheng
Remark:	1. Average measurement was not performed if peak level lower than average limit. 2. Other frequency was 20dB below limit line within 1-18GHz, there is not show in the report.		

Mark	Frequency (MHz)	Reading Level (dB μ V)	Factor (dB)	Measure Level (dB μ V/m)	Limit (dB μ V/m)	Margin (dB)	Detector	Polarization
	4956.2	35.6	2.9	38.5	74.0	-35.5	Peak	Horizontal
*	6593.2	35.9	6.0	41.9	74.4	-32.5	Peak	Horizontal
	8365.2	34.8	8.0	42.8	74.0	-31.2	Peak	Horizontal
*	9723.1	34.1	11.1	45.2	74.4	-29.2	Peak	Horizontal
	4688.2	36.4	2.3	38.7	74.0	-35.3	Peak	Vertical
*	6598.2	35.3	6.0	41.3	74.4	-33.1	Peak	Vertical
	8345.2	34.6	8.0	42.6	74.0	-31.4	Peak	Vertical
*	9712.2	33.3	11.0	44.3	74.4	-30.1	Peak	Vertical

Note 1: "*" is not in restricted band, its limit is 30dBc of the fundamental emission level (104.4dB μ V/m) or FCC 15.209 which is higher.

Note 2: Measure Level (dB μ V/m) = Reading Level (dB μ V) + Factor (dB)

Factor (dB) = Cable Loss (dB) + Antenna Factor (dB/m) - Pre_Amplifier Gain (dB)

Test Mode:	802.11n-HT20 - Ant 1	Test Site:	AC1
Test Channel:	01	Test Engineer:	Roy Cheng
Remark:	1. Average measurement was not performed if peak level lower than average limit. 2. Other frequency was 20dB below limit line within 1-18GHz, there is not show in the report.		

Mark	Frequency (MHz)	Reading Level (dB μ V)	Factor (dB)	Measure Level (dB μ V/m)	Limit (dB μ V/m)	Margin (dB)	Detector	Polarization
	4816.5	45.0	2.7	47.7	74.0	-26.3	Peak	Horizontal
*	6562.2	35.5	6.0	41.5	75.6	-34.1	Peak	Horizontal
	8323.2	35.3	8.0	43.3	74.0	-30.7	Peak	Horizontal
*	9756.2	34.0	11.4	45.4	75.6	-30.2	Peak	Horizontal
	4833.5	42.1	2.7	44.8	74.0	-29.2	Peak	Vertical
*	6452.2	35.6	5.7	41.3	75.6	-34.3	Peak	Vertical
	8364.1	34.0	8.0	42.0	74.0	-32.0	Peak	Vertical
*	9712.2	35.4	11.0	46.4	75.6	-29.2	Peak	Vertical

Note 1: "*" is not in restricted band, its limit is 30dBc of the fundamental emission level (105.6dB μ V/m) or FCC 15.209 which is higher.

Note 2: Measure Level (dB μ V/m) = Reading Level (dB μ V) + Factor (dB)

Factor (dB) = Cable Loss (dB) + Antenna Factor (dB/m) - Pre_Amplifier Gain (dB)

Test Mode:	802.11n-HT20 - Ant 1	Test Site:	AC1
Test Channel:	06	Test Engineer:	Roy Cheng
Remark:	1. Average measurement was not performed if peak level lower than average limit. 2. Other frequency was 20dB below limit line within 1-18GHz, there is not show in the report.		

Mark	Frequency (MHz)	Reading Level (dB μ V)	Factor (dB)	Measure Level (dB μ V/m)	Limit (dB μ V/m)	Margin (dB)	Detector	Polarization
	4884.5	41.5	2.7	44.2	74.0	-29.8	Peak	Horizontal
*	6892.1	34.9	6.5	41.4	75.7	-34.3	Peak	Horizontal
	8356.2	35.1	8.0	43.1	74.0	-30.9	Peak	Horizontal
*	9723.5	33.6	11.1	44.7	75.7	-31.0	Peak	Horizontal
	4523.2	36.5	1.7	38.2	74.0	-35.8	Peak	Vertical
*	6456.1	35.6	5.8	41.4	75.7	-34.3	Peak	Vertical
	8356.1	35.4	8.0	43.4	74.0	-30.6	Peak	Vertical
*	9789.2	34.5	11.4	45.9	75.7	-29.8	Peak	Vertical

Note 1: "*" is not in restricted band, its limit is 30dBc of the fundamental emission level (105.7dB μ V/m) or FCC 15.209 which is higher.

Note 2: Measure Level (dB μ V/m) = Reading Level (dB μ V) + Factor (dB)

Factor (dB) = Cable Loss (dB) + Antenna Factor (dB/m) - Pre_Amplifier Gain (dB)

Test Mode:	802.11n-HT20 - Ant 1	Test Site:	AC1
Test Channel:	11	Test Engineer:	Roy Cheng
Remark:	1. Average measurement was not performed if peak level lower than average limit. 2. Other frequency was 20dB below limit line within 1-18GHz, there is not show in the report.		

Mark	Frequency (MHz)	Reading Level (dB μ V)	Factor (dB)	Measure Level (dB μ V/m)	Limit (dB μ V/m)	Margin (dB)	Detector	Polarization
	4927.0	41.7	2.8	44.5	74.0	-29.5	Peak	Horizontal
*	6892.2	35.5	6.5	42.0	74.4	-32.4	Peak	Horizontal
	8356.1	34.6	8.0	42.6	74.0	-31.4	Peak	Horizontal
*	9723.2	33.5	11.1	44.6	74.4	-29.8	Peak	Horizontal
	4923.2	37.0	2.8	39.8	74.0	-34.2	Peak	Vertical
*	6895.2	35.3	6.5	41.8	74.4	-32.6	Peak	Vertical
	8356.2	34.3	8.0	42.3	74.0	-31.7	Peak	Vertical
*	9723.2	34.2	11.1	45.3	74.4	-29.1	Peak	Vertical

Note 1: "*" is not in restricted band, its limit is 30dBc of the fundamental emission level (104.4dB μ V/m) or FCC 15.209 which is higher.

Note 2: Measure Level (dB μ V/m) = Reading Level (dB μ V) + Factor (dB)

Factor (dB) = Cable Loss (dB) + Antenna Factor (dB/m) - Pre_Amplifier Gain (dB)

Test Mode:	802.11n-HT40 - Ant 1	Test Site:	AC1
Test Channel:	03	Test Engineer:	Roy Cheng
Remark:	1. Average measurement was not performed if peak level lower than average limit. 2. Other frequency was 20dB below limit line within 1-18GHz, there is not show in the report.		

Mark	Frequency (MHz)	Reading Level (dB μ V)	Factor (dB)	Measure Level (dB μ V/m)	Limit (dB μ V/m)	Margin (dB)	Detector	Polarization
	4850.5	39.3	2.7	42.0	74.0	-32.0	Peak	Horizontal
*	6593.2	35.9	6.0	41.9	74.0	-32.1	Peak	Horizontal
	8396.2	34.9	8.1	43.0	74.0	-31.0	Peak	Horizontal
*	9789.5	34.6	11.4	46.0	74.0	-28.0	Peak	Horizontal
	4623.2	36.5	2.1	38.6	74.0	-35.4	Peak	Vertical
*	6593.1	35.5	6.0	41.5	74.0	-32.5	Peak	Vertical
	8356.2	34.6	8.0	42.6	74.0	-31.4	Peak	Vertical
*	9745.2	34.2	11.3	45.5	74.0	-28.5	Peak	Vertical

Note 1: "*" is not in restricted band, its limit is 30dBc of the fundamental emission level (103.5dB μ V/m) or FCC 15.209 which is higher.

Note 2: Measure Level (dB μ V/m) = Reading Level (dB μ V) + Factor (dB)

Factor (dB) = Cable Loss (dB) + Antenna Factor (dB/m) - Pre_Amplifier Gain (dB)

Test Mode:	802.11n-HT40 - Ant 1	Test Site:	AC1
Test Channel:	06	Test Engineer:	Roy Cheng
Remark:	1. Average measurement was not performed if peak level lower than average limit. 2. Other frequency was 20dB below limit line within 1-18GHz, there is not show in the report.		

Mark	Frequency (MHz)	Reading Level (dB μ V)	Factor (dB)	Measure Level (dB μ V/m)	Limit (dB μ V/m)	Margin (dB)	Detector	Polarization
	4850.5	36.8	2.7	39.5	74.0	-34.5	Peak	Horizontal
*	6563.2	35.5	6.0	41.5	74.1	-32.6	Peak	Horizontal
	8356.2	34.8	8.0	42.8	74.0	-31.2	Peak	Horizontal
*	9745.2	34.0	11.3	45.3	74.1	-28.8	Peak	Horizontal
	4956.2	35.3	2.9	38.2	74.0	-35.8	Peak	Vertical
*	6452.2	35.5	5.7	41.2	74.1	-32.9	Peak	Vertical
	8356.2	34.6	8.0	42.6	74.0	-31.4	Peak	Vertical
*	9756.2	33.2	11.4	44.6	74.1	-29.5	Peak	Vertical

Note 1: "*" is not in restricted band, its limit is 30dBc of the fundamental emission level (104.1dB μ V/m) or FCC 15.209 which is higher.

Note 2: Measure Level (dB μ V/m) = Reading Level (dB μ V) + Factor (dB)

Factor (dB) = Cable Loss (dB) + Antenna Factor (dB/m) - Pre_Amplifier Gain (dB)

Test Mode:	802.11n-HT40 - Ant 1	Test Site:	AC1
Test Channel:	09	Test Engineer:	Roy Cheng
Remark:	1. Average measurement was not performed if peak level lower than average limit. 2. Other frequency was 20dB below limit line within 1-18GHz, there is not show in the report.		

Mark	Frequency (MHz)	Reading Level (dB μ V)	Factor (dB)	Measure Level (dB μ V/m)	Limit (dB μ V/m)	Margin (dB)	Detector	Polarization
	4989.2	34.9	3.0	37.9	74.0	-36.1	Peak	Horizontal
*	6893.2	35.4	6.5	41.9	74.0	-32.1	Peak	Horizontal
	8356.2	34.2	8.0	42.2	74.0	-31.8	Peak	Horizontal
*	9789.2	33.9	11.4	45.3	74.0	-28.7	Peak	Horizontal
	4923.2	35.6	2.8	38.4	74.0	-35.6	Peak	Vertical
*	6989.2	35.1	6.8	41.9	74.0	-32.1	Peak	Vertical
	8312.2	34.5	8.0	42.5	74.0	-31.5	Peak	Vertical
*	9789.5	33.9	11.4	45.3	74.0	-28.7	Peak	Vertical

Note 1: "*" is not in restricted band, its limit is 30dBc of the fundamental emission level (101.6dB μ V/m) or FCC 15.209 which is higher.

Note 2: Measure Level (dB μ V/m) = Reading Level (dB μ V) + Factor (dB)

Factor (dB) = Cable Loss (dB) + Antenna Factor (dB/m) - Pre_Amplifier Gain (dB)

Test Mode:	802.11n-HT20 - Ant 0 + 1	Test Site:	AC1
Test Channel:	01	Test Engineer:	Roy Cheng
Remark:	1. Average measurement was not performed if peak level lower than average limit. 2. Other frequency was 20dB below limit line within 1-18GHz, there is not show in the report.		

Mark	Frequency (MHz)	Reading Level (dB μ V)	Factor (dB)	Measure Level (dB μ V/m)	Limit (dB μ V/m)	Margin (dB)	Detector	Polarization
	4833.5	45.0	2.7	47.7	74.0	-26.3	Peak	Horizontal
*	6893.2	35.3	6.5	41.8	79.0	-37.2	Peak	Horizontal
	7230.5	38.4	7.8	46.2	74.0	-27.8	Peak	Horizontal
*	9756.2	34.4	11.4	45.8	79.0	-33.2	Peak	Horizontal
	4833.5	41.1	2.7	43.8	74.0	-30.2	Peak	Vertical
*	6456.2	35.2	5.8	41.0	79.0	-38.0	Peak	Vertical
	8345.2	34.7	8.0	42.7	74.0	-31.3	Peak	Vertical
*	9745.2	34.1	11.3	45.4	79.0	-33.6	Peak	Vertical

Note 1: "*" is not in restricted band, its limit is 30dBc of the fundamental emission level (109.0dB μ V/m) or FCC 15.209 which is higher.

Note 2: Measure Level (dB μ V/m) = Reading Level (dB μ V) + Factor (dB)

Factor (dB) = Cable Loss (dB) + Antenna Factor (dB/m) - Pre_Amplifier Gain (dB)

Test Mode:	802.11n-HT20 - Ant 0 + 1	Test Site:	AC1
Test Channel:	06	Test Engineer:	Roy Cheng
Remark:	1. Average measurement was not performed if peak level lower than average limit. 2. Other frequency was 20dB below limit line within 1-18GHz, there is not show in the report.		

Mark	Frequency (MHz)	Reading Level (dB μ V)	Factor (dB)	Measure Level (dB μ V/m)	Limit (dB μ V/m)	Margin (dB)	Detector	Polarization
	4884.5	41.8	2.7	44.5	74.0	-29.5	Peak	Horizontal
*	6892.1	35.0	6.5	41.5	78.9	-37.4	Peak	Horizontal
	8356.1	34.6	8.0	42.6	74.0	-31.4	Peak	Horizontal
*	9602.0	37.4	10.9	48.3	78.9	-30.6	Peak	Horizontal
	4876.0	39.6	2.7	42.3	74.0	-31.7	Peak	Vertical
*	6945.2	35.6	6.7	42.3	78.9	-36.6	Peak	Vertical
	8356.1	34.7	8.0	42.7	74.0	-31.3	Peak	Vertical
*	9756.2	34.1	11.4	45.5	78.9	-33.4	Peak	Vertical

Note 1: "*" is not in restricted band, its limit is 30dBc of the fundamental emission level (108.9dB μ V/m) or FCC 15.209 which is higher.

Note 2: Measure Level (dB μ V/m) = Reading Level (dB μ V) + Factor (dB)

Factor (dB) = Cable Loss (dB) + Antenna Factor (dB/m) - Pre_Amplifier Gain (dB)

Test Mode:	802.11n-HT20 - Ant 0 + 1	Test Site:	AC1
Test Channel:	11	Test Engineer:	Roy Cheng
Remark:	1. Average measurement was not performed if peak level lower than average limit. 2. Other frequency was 20dB below limit line within 1-18GHz, there is not show in the report.		

Mark	Frequency (MHz)	Reading Level (dB μ V)	Factor (dB)	Measure Level (dB μ V/m)	Limit (dB μ V/m)	Margin (dB)	Detector	Polarization
	4927.0	42.3	2.8	45.1	74.0	-28.9	Peak	Horizontal
*	6563.2	35.1	6.0	41.1	78.7	-37.6	Peak	Horizontal
	8345.1	34.4	8.0	42.4	74.0	-31.6	Peak	Horizontal
*	9745.2	34.3	11.3	45.6	78.7	-33.1	Peak	Horizontal
	4927.0	38.6	2.8	41.4	74.0	-32.6	Peak	Vertical
*	6989.2	35.5	6.8	42.3	78.7	-36.4	Peak	Vertical
	8356.1	34.7	8.0	42.7	74.0	-31.3	Peak	Vertical
*	9756.0	34.0	11.4	45.4	78.7	-33.3	Peak	Vertical

Note 1: "*" is not in restricted band, its limit is 30dBc of the fundamental emission level (108.7dB μ V/m) or FCC 15.209 which is higher.

Note 2: Measure Level (dB μ V/m) = Reading Level (dB μ V) + Factor (dB)

Factor (dB) = Cable Loss (dB) + Antenna Factor (dB/m) - Pre_Amplifier Gain (dB)

Test Mode:	802.11n-HT40 - Ant 0 + 1	Test Site:	AC1
Test Channel:	03	Test Engineer:	Roy Cheng
Remark:	1. Average measurement was not performed if peak level lower than average limit. 2. Other frequency was 20dB below limit line within 1-18GHz, there is not show in the report.		

Mark	Frequency (MHz)	Reading Level (dB μ V)	Factor (dB)	Measure Level (dB μ V/m)	Limit (dB μ V/m)	Margin (dB)	Detector	Polarization
	4842.0	38.8	2.7	41.5	74.0	-32.5	Peak	Horizontal
*	6563.1	35.2	6.0	41.2	75.3	-34.1	Peak	Horizontal
	8365.1	34.4	8.0	42.4	74.0	-31.6	Peak	Horizontal
*	9756.2	34.2	11.4	45.6	75.3	-29.7	Peak	Horizontal
	4927.0	35.3	2.8	38.1	74.0	-35.9	Peak	Vertical
*	6545.2	35.5	5.9	41.4	75.3	-33.9	Peak	Vertical
	8312.2	35.7	8.0	43.7	74.0	-30.3	Peak	Vertical
*	9723.5	33.6	11.1	44.7	75.3	-30.6	Peak	Vertical

Note 1: "*" is not in restricted band, its limit is 30dBc of the fundamental emission level (105.3dB μ V/m) or FCC 15.209 which is higher.

Note 2: Measure Level (dB μ V/m) = Reading Level (dB μ V) + Factor (dB)

Factor (dB) = Cable Loss (dB) + Antenna Factor (dB/m) - Pre_Amplifier Gain (dB)

Test Mode:	802.11n-HT40 - Ant 0 + 1	Test Site:	AC1
Test Channel:	06	Test Engineer:	Roy Cheng
Remark:	1. Average measurement was not performed if peak level lower than average limit. 2. Other frequency was 20dB below limit line within 1-18GHz, there is not show in the report.		

Mark	Frequency (MHz)	Reading Level (dB μ V)	Factor (dB)	Measure Level (dB μ V/m)	Limit (dB μ V/m)	Margin (dB)	Detector	Polarization
	4884.5	40.1	2.7	42.8	74.0	-31.2	Peak	Horizontal
*	7230.5	37.7	7.8	45.5	74.7	-29.2	Peak	Horizontal
	8356.1	33.8	8.0	41.8	74.0	-32.2	Peak	Horizontal
*	9723.3	34.4	11.1	45.5	74.7	-29.2	Peak	Horizontal
	4663.5	38.6	2.2	40.8	74.0	-33.2	Peak	Vertical
*	7936.0	38.7	8.5	47.2	74.7	-27.5	Peak	Vertical
	8323.2	34.8	8.0	42.8	74.0	-31.2	Peak	Vertical
*	9723.2	34.1	11.1	45.2	74.7	-29.5	Peak	Vertical

Note 1: "*" is not in restricted band, its limit is 30dBc of the fundamental emission level (104.7dB μ V/m) or FCC 15.209 which is higher.

Note 2: Measure Level (dB μ V/m) = Reading Level (dB μ V) + Factor (dB)

Factor (dB) = Cable Loss (dB) + Antenna Factor (dB/m) - Pre_Amplifier Gain (dB)

Test Mode:	802.11n-HT40 - Ant 0 + 1	Test Site:	AC1
Test Channel:	09	Test Engineer:	Roy Cheng
Remark:	1. Average measurement was not performed if peak level lower than average limit. 2. Other frequency was 20dB below limit line within 1-18GHz, there is not show in the report.		

Mark	Frequency (MHz)	Reading Level (dB μ V)	Factor (dB)	Measure Level (dB μ V/m)	Limit (dB μ V/m)	Margin (dB)	Detector	Polarization
	4910.0	39.2	2.7	41.9	74.0	-32.1	Peak	Horizontal
*	6523.1	35.2	5.9	41.1	74.0	-32.9	Peak	Horizontal
	8396.2	33.8	8.1	41.9	74.0	-32.1	Peak	Horizontal
*	9723.2	33.7	11.1	44.8	74.0	-29.2	Peak	Horizontal
	4623.2	36.1	2.1	38.2	74.0	-35.8	Peak	Vertical
*	6562.2	34.9	6.0	40.9	74.0	-33.1	Peak	Vertical
	8356.2	34.1	8.0	42.1	74.0	-31.9	Peak	Vertical
*	9723.1	33.6	11.1	44.7	74.0	-29.3	Peak	Vertical

Note 1: "*" is not in restricted band, its limit is 30dBc of the fundamental emission level (103.8dB μ V/m) or FCC 15.209 which is higher.

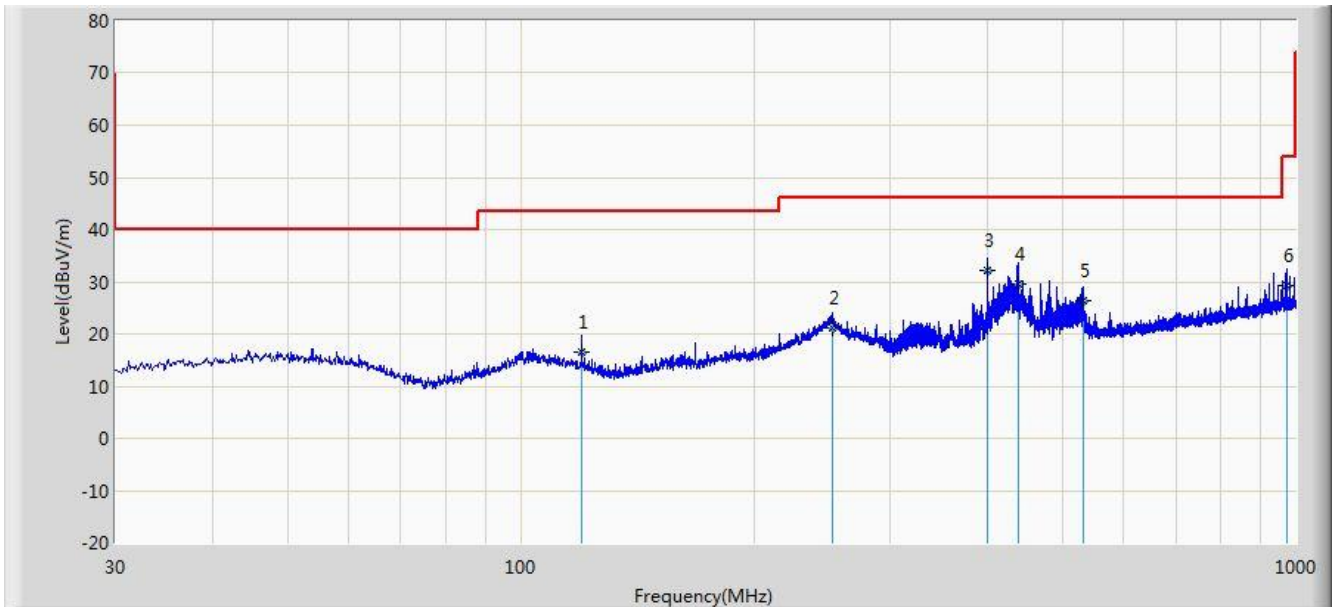
Note 2: Measure Level (dB μ V/m) = Reading Level (dB μ V) + Factor (dB)

Factor (dB) = Cable Loss (dB) + Antenna Factor (dB/m) - Pre_Amplifier Gain (dB)

The worst case of Radiated Emission below 1GHz:

Site: AC1	Time: 2015/07/31 - 20:52
Limit: FCC_Part15.209_RE(3m)	Engineer: Milo Li
Probe: VULB9162_0.03-8GHz	Polarity: Horizontal
EUT: BROADBAND CPE	Power: AC 120V/60Hz

Note: There is the worst case within frequency range 30MHz~1GHz.

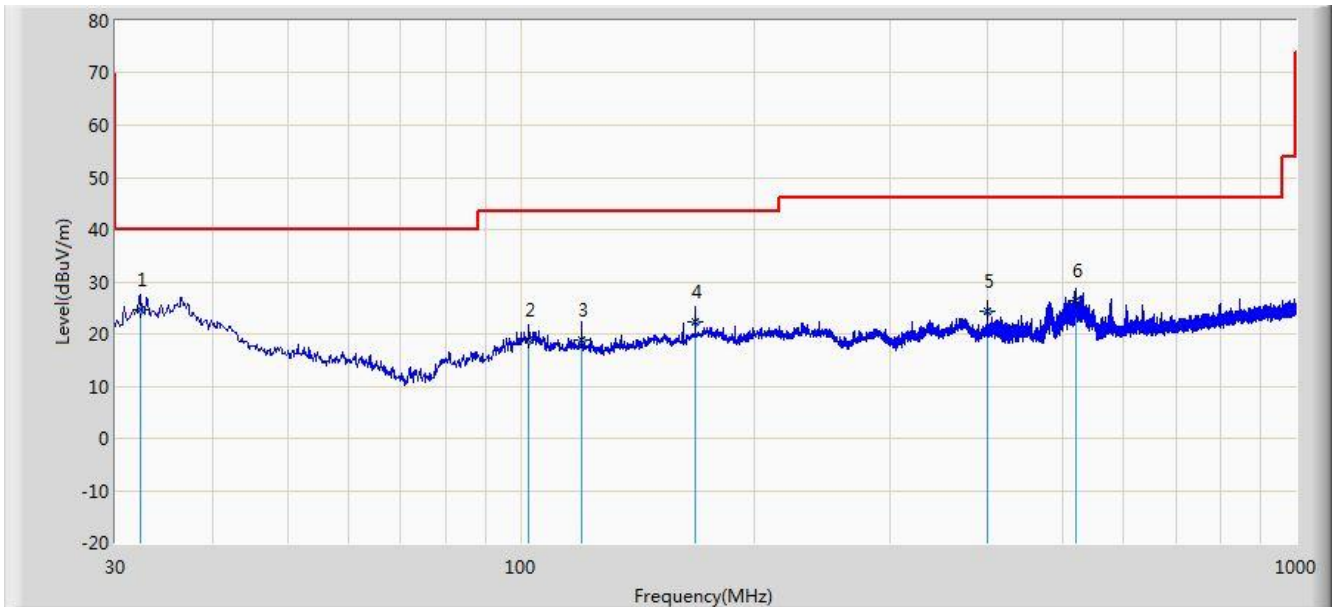


No	Flag	Mark	Frequency (MHz)	Measure Level (dBuV/m)	Reading Level (dBuV)	Over Limit (dB)	Limit (dBuV/m)	Factor (dB)	Type
1			119.967	16.652	5.400	-26.848	43.500	11.251	QP
2			252.009	21.278	7.600	-24.722	46.000	13.679	QP
3		*	399.934	32.252	15.600	-13.748	46.000	16.652	QP
4			437.764	29.653	12.500	-16.347	46.000	17.153	QP
5			530.884	26.483	7.800	-19.517	46.000	18.683	QP
6			971.991	29.259	4.700	-24.741	54.000	24.559	QP

Note: Measure Level (dBuV/m) = Reading Level (dBuV) + Factor (dB)

Factor (dB) = Cable Loss (dB) + Antenna Factor (dB/m)

Site: AC1	Time: 2015/07/31 - 20:52
Limit: FCC_Part15.209_RE(3m)	Engineer: Milo Li
Probe: VULB9162_0.03-8GHz	Polarity: Vertical
EUT: BROADBAND CPE	Power: AC 120V/60Hz
Note: There is the worst case within frequency range 30MHz~1GHz.	

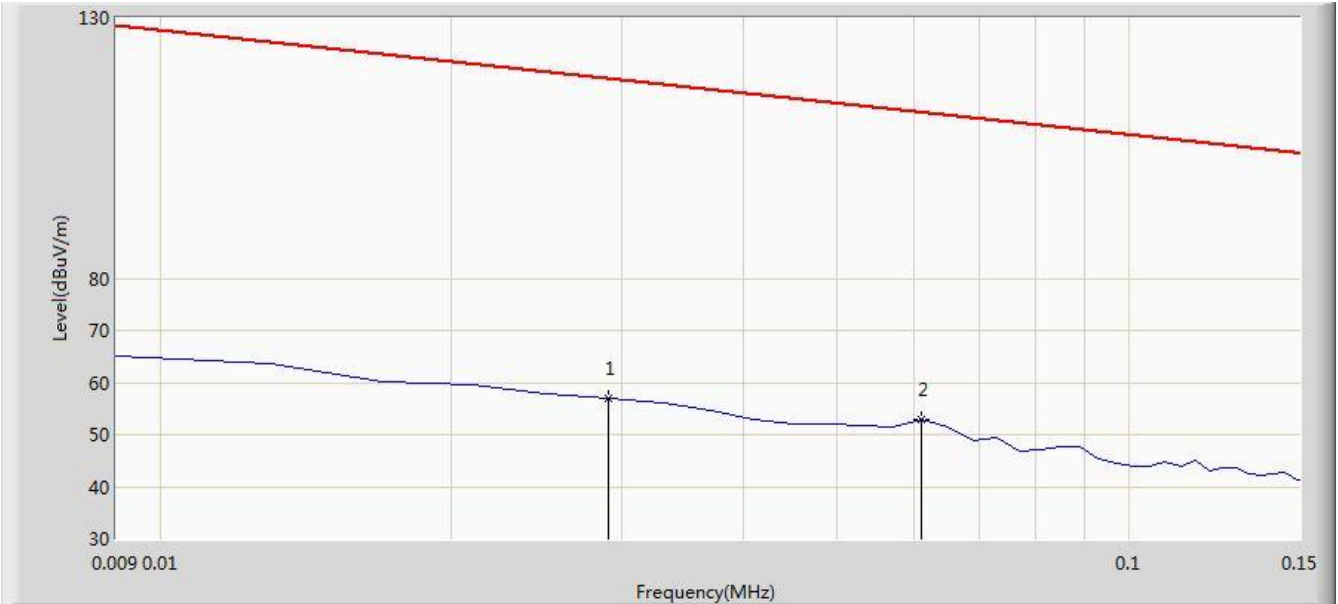


No	Flag	Mark	Frequency (MHz)	Measure Level (dBuV/m)	Reading Level (dBuV)	Over Limit (dB)	Limit (dBuV/m)	Factor (dB)	Type
1		*	32.304	24.733	12.300	-15.267	40.000	12.433	QP
2			102.386	18.752	5.600	-24.748	43.500	13.151	QP
3			119.967	18.852	7.600	-24.648	43.500	11.251	QP
4			167.982	22.233	12.100	-21.267	43.500	10.133	QP
5			399.934	24.252	7.600	-21.748	46.000	16.652	QP
6			520.578	26.424	7.900	-19.576	46.000	18.524	QP

Note: Measure Level (dBuV/m) = Reading Level (dBuV) + Factor (dB)

Factor (dB) = Cable Loss (dB) + Antenna Factor (dB/m)

Site: AC1	Time: 2015/07/16 - 09:44
Limit: FCC_Part15.209_RE(3m)	Engineer: Roy Cheng
Probe: FMZB1519_0.009-30MHz	Polarity: Face on
EUT: BROADBAND CPE	Power: AC 120V/60Hz
Note: There is the ambient noise within frequency range 9kHz~30MHz.	

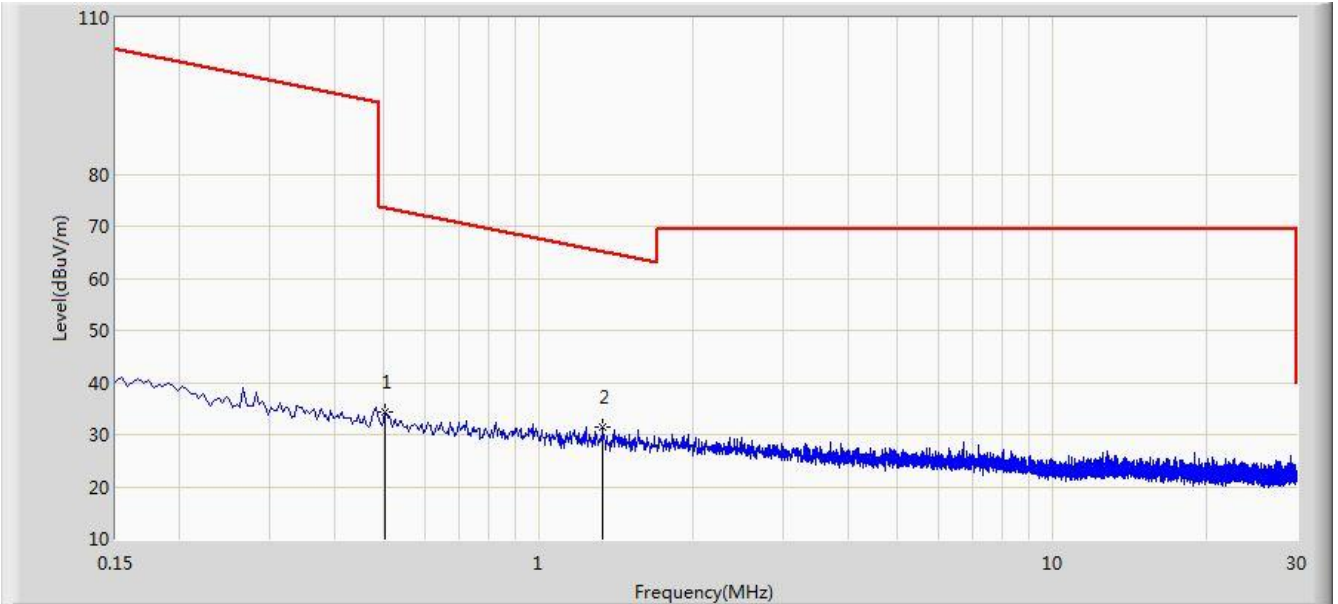


No	Flag	Mark	Frequency (MHz)	Measure Level (dBuV/m)	Reading Level (dBuV)	Over Limit (dB)	Limit (dBuV/m)	Factor (dB)	Type
1			0.029	56.893	35.844	-61.463	118.356	21.049	QP
2		*	0.061	52.853	32.542	-59.045	111.898	20.311	QP

Note: Measure Level (dB μ V/m) = Reading Level (dB μ V) + Factor (dB)

Factor (dB) = Cable Loss (dB) + Antenna Factor (dB/m)

Site: AC1	Time: 2015/07/16 - 09:44
Limit: FCC_Part15.209_RE(3m)	Engineer: Roy Cheng
Probe: FMZB1519_0.009-30MHz	Polarity: Face on
EUT: BROADBAND CPE	Power: AC 120V/60Hz
Note: There is the ambient noise within frequency range 9kHz~30MHz.	

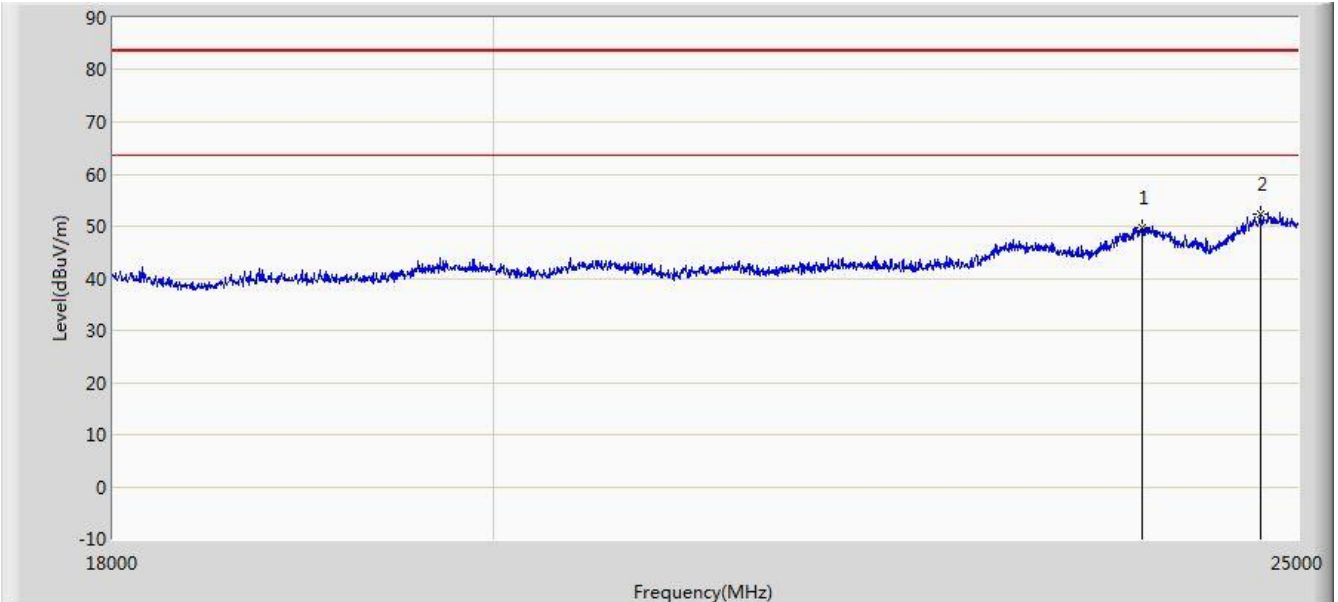


No	Flag	Mark	Frequency (MHz)	Measure Level (dBuV/m)	Reading Level (dBuV)	Over Limit (dB)	Limit (dBuV/m)	Factor (dB)	Type
1			0.502	34.370	13.947	-39.220	73.590	20.423	QP
2		*	1.334	31.595	11.104	-33.530	65.125	20.491	QP

Note: Measure Level (dB μ V/m) = Reading Level (dB μ V) + Factor (dB)

Factor (dB) = Cable Loss (dB) + Antenna Factor (dB/m)

Site: AC1	Time: 2015/07/16 - 10:21
Limit: FCC_Part15.209_RE(1m)	Engineer: Roy Cheng
Probe: BBHA9170_18-40GHz	Polarity: Horizontal
EUT: BROADBAND CPE	Power: AC 120V/60Hz
Note: There is the ambient noise within frequency range 18GHz~25GHz.	

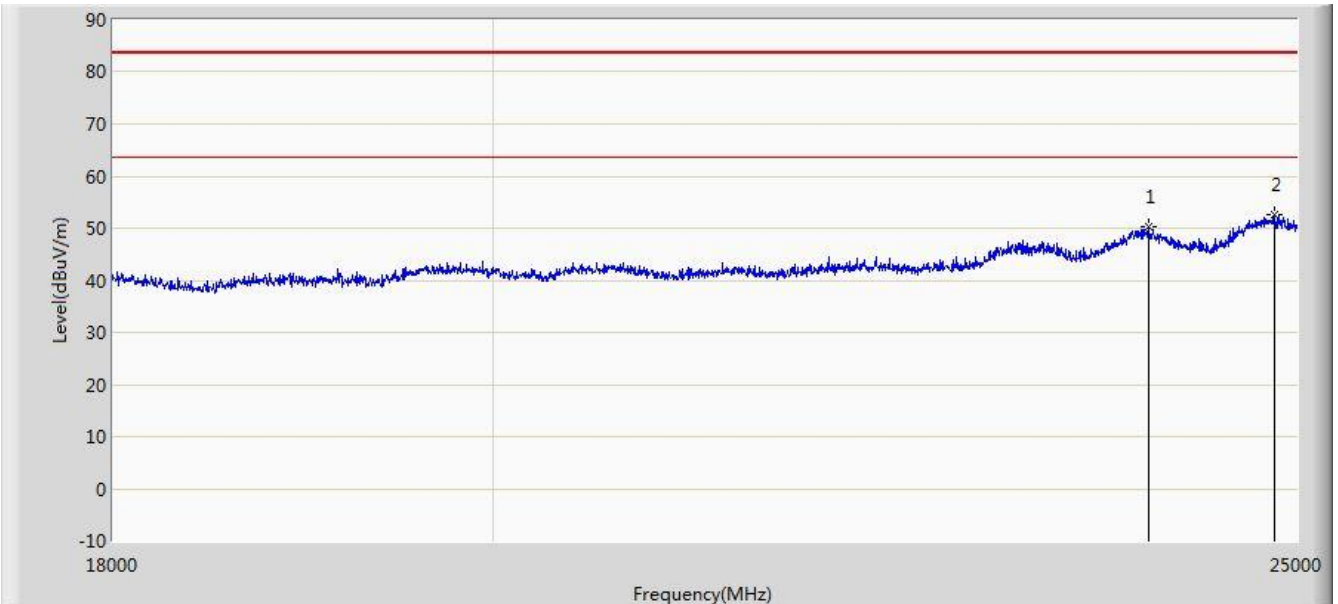


No	Flag	Mark	Frequency (MHz)	Measure Level (dBuV/m)	Reading Level (dBuV)	Over Limit (dB)	Limit (dBuV/m)	Factor (dB)	Type
1			23943.000	49.776	35.866	-33.724	83.500	13.910	PK
2		*	24741.000	52.375	37.681	-31.125	83.500	14.694	PK

Note: Measure Level (dB μ V/m) = Reading Level (dB μ V) + Factor (dB)

Factor (dB) = Cable Loss (dB) + Antenna Factor (dB/m) - Pre_Amplifier Gain (dB)

Site: AC1	Time: 2015/07/16 - 10:21
Limit: FCC_Part15.209_RE(1m)	Engineer: Roy Cheng
Probe: BBHA9170_18-40GHz	Polarity: Vertical
EUT: BROADBAND CPE	Power: AC 120V/60Hz
Note: There is the ambient noise within frequency range 18GHz~25GHz.	



No	Flag	Mark	Frequency (MHz)	Measure Level (dBuV/m)	Reading Level (dBuV)	Over Limit (dB)	Limit (dBuV/m)	Factor (dB)	Type
1			23999.000	50.379	36.435	-33.121	83.500	13.944	PK
2		*	24846.000	52.503	37.735	-30.997	83.500	14.768	PK

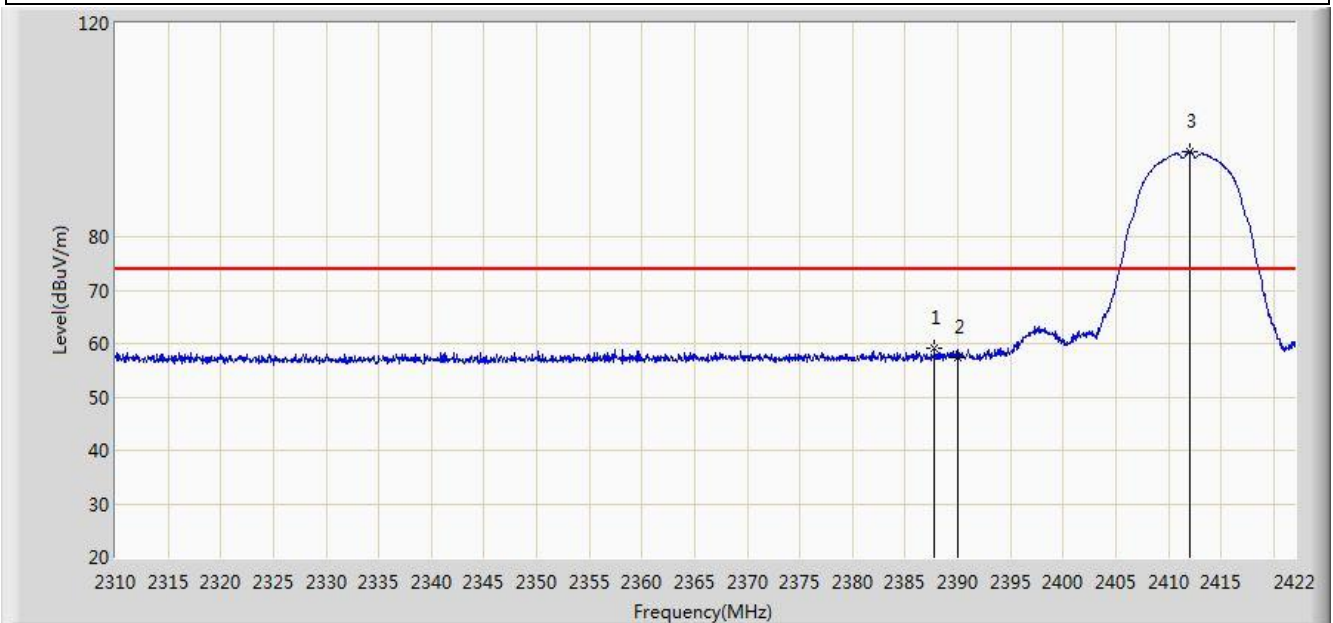
Note: Measure Level (dB μ V/m) = Reading Level (dB μ V) + Factor (dB)

Factor (dB) = Cable Loss (dB) + Antenna Factor (dB/m) - Pre_Amplifier Gain (dB)

7.7. Radiated Restricted Band Edge Measurement

7.7.1. Test Result

Site: AC 1	Time: 2015/07/26 - 18:50
Limit: FCC_Part15.209_RE(3m)	Engineer: Roy Cheng
Probe: BBHA9120D_1-18GHz	Polarity: Horizontal
EUT: BROADBAND CPE	Power: AC 120V/60Hz
Test Mode: Transmit by 802.11b at channel 2412MHz Ant 0	

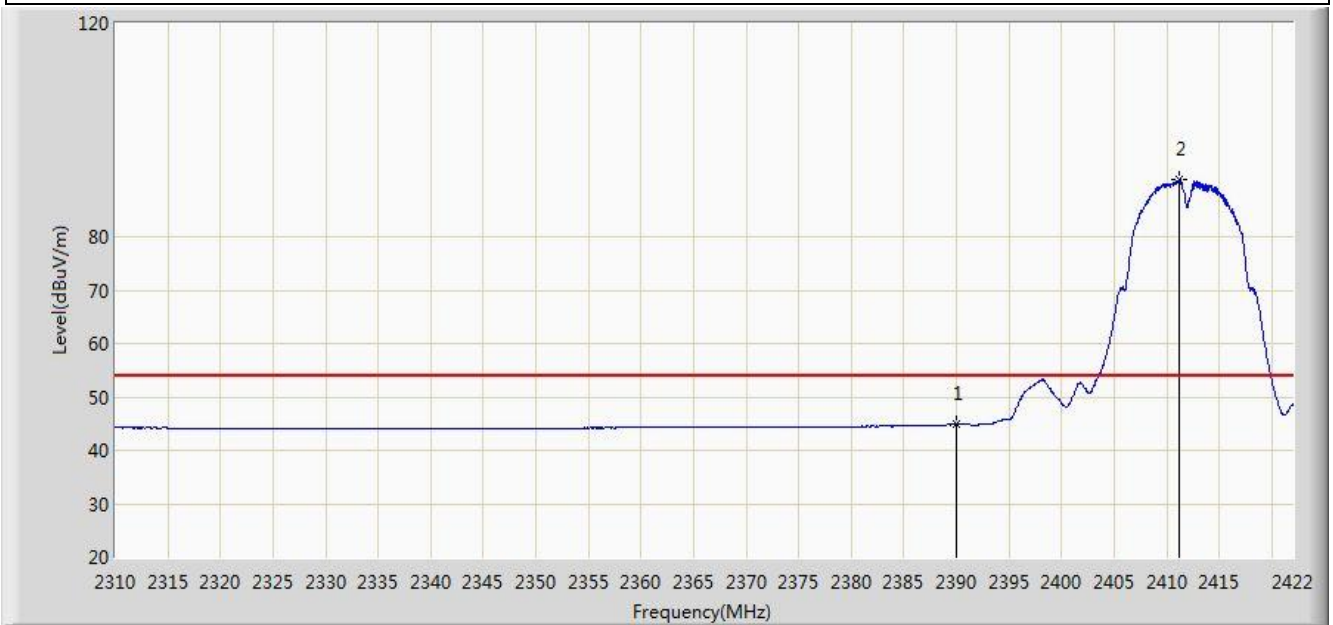


No	Flag	Mark	Frequency (MHz)	Measure Level (dBuV/m)	Reading Level (dBuV)	Over Limit (dB)	Limit (dBuV/m)	Factor (dB)	Type
1			2387.784	59.027	27.820	-14.973	74.000	31.207	PK
2			2390.000	57.514	26.311	-16.486	74.000	31.203	PK
3		*	2412.032	96.050	64.880	N/A	N/A	31.170	PK

Note: Measure Level (dB μ V) = Reading Level (dB μ V) + Factor (dB)

Factor (dB) = Cable Loss (dB) + LISN Factor (dB)

Site: AC 1	Time: 2015/07/26 - 18:52
Limit: FCC_Part15.209_RE(3m)	Engineer: Roy Cheng
Probe: BBHA9120D_1-18GHz	Polarity: Horizontal
EUT: BROADBAND CPE	Power: AC 120V/60Hz
Test Mode: Transmit by 802.11b at channel 2412MHz Ant 0	

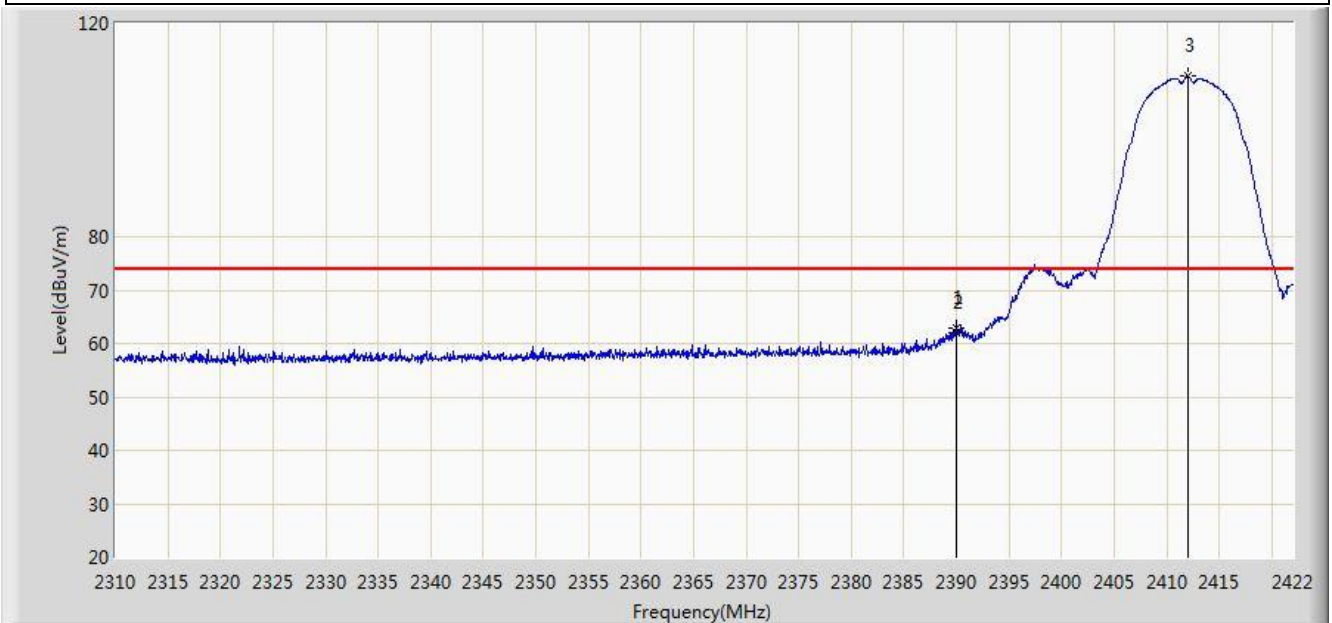


No	Flag	Mark	Frequency (MHz)	Measure Level (dBuV/m)	Reading Level (dBuV)	Over Limit (dB)	Limit (dBuV/m)	Factor (dB)	Type
1			2390.000	44.882	13.679	-9.118	54.000	31.203	AV
2		*	2411.136	90.797	59.626	N/A	N/A	31.171	AV

Note: Measure Level (dBμV) = Reading Level (dBμV) + Factor (dB)

Factor (dB) = Cable Loss (dB) + LISN Factor (dB)

Site: AC 1	Time: 2015/07/26 - 18:53
Limit: FCC_Part15.209_RE(3m)	Engineer: Roy Cheng
Probe: BBHA9120D_1-18GHz	Polarity: Vertical
EUT: BROADBAND CPE	Power: AC 120V/60Hz
Test Mode: Transmit by 802.11b at channel 2412MHz Ant 0	

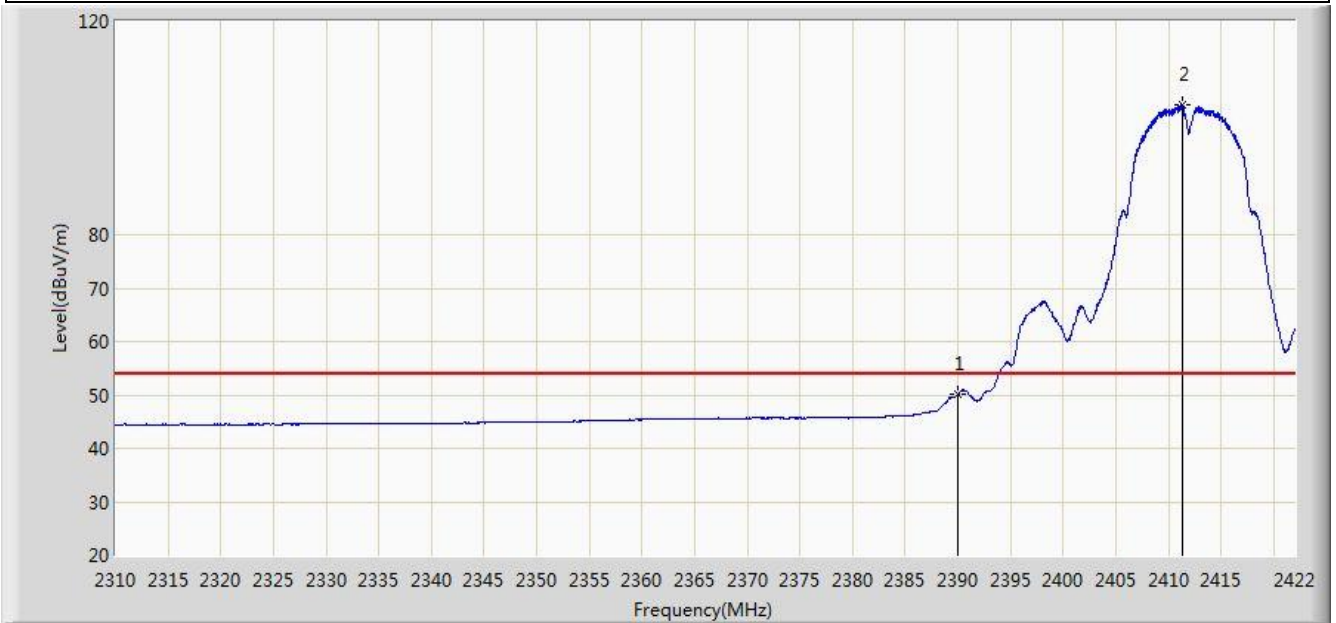


No	Flag	Mark	Frequency (MHz)	Measure Level (dBuV/m)	Reading Level (dBuV)	Over Limit (dB)	Limit (dBuV/m)	Factor (dB)	Type
1			2389.968	62.832	31.629	-11.168	74.000	31.203	PK
2			2390.000	62.009	30.806	-11.991	74.000	31.203	PK
3		*	2412.032	110.084	78.914	N/A	N/A	31.170	PK

Note: Measure Level (dB μ V) = Reading Level (dB μ V) + Factor (dB)

Factor (dB) = Cable Loss (dB) + LISN Factor (dB)

Site: AC 1	Time: 2015/07/26 - 18:54
Limit: FCC_Part15.209_RE(3m)	Engineer: Roy Cheng
Probe: BBHA9120D_1-18GHz	Polarity: Vertical
EUT: BROADBAND CPE	Power: AC 120V/60Hz
Test Mode: Transmit by 802.11b at channel 2412MHz Ant 0	

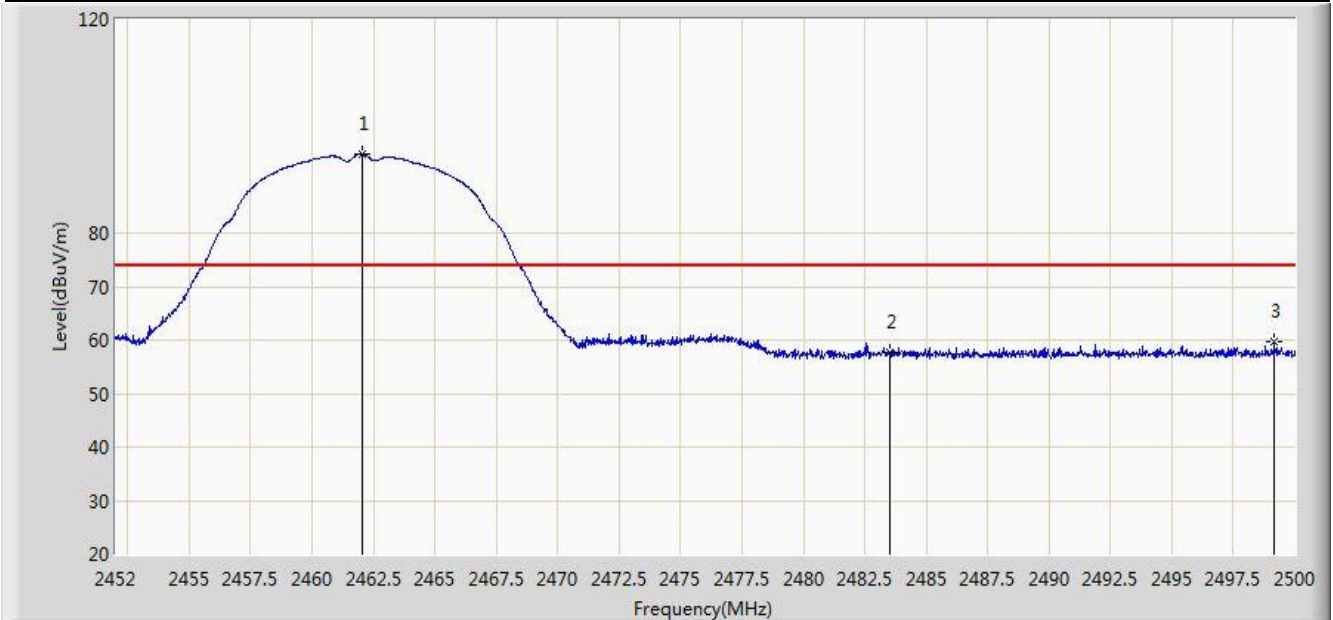


No	Flag	Mark	Frequency (MHz)	Measure Level (dBuV/m)	Reading Level (dBuV)	Over Limit (dB)	Limit (dBuV/m)	Factor (dB)	Type
1			2390.000	50.006	18.803	-3.994	54.000	31.203	AV
2		*	2411.304	104.285	73.114	N/A	N/A	31.171	AV

Note: Measure Level (dB μ V) = Reading Level (dB μ V) + Factor (dB)

Factor (dB) = Cable Loss (dB) + LISN Factor (dB)

Site: AC 1	Time: 2015/07/26 - 18:59
Limit: FCC_Part15.209_RE(3m)	Engineer: Roy Cheng
Probe: BBHA9120D_1-18GHz	Polarity: Horizontal
EUT: BROADBAND CPE	Power: AC 120V/60Hz
Test Mode: Transmit by 802.11b at channel 2462MHz Ant 0	



No	Flag	Mark	Frequency (MHz)	Measure Level (dBuV/m)	Reading Level (dBuV)	Over Limit (dB)	Limit (dBuV/m)	Factor (dB)	Type
1		*	2462.056	94.760	63.625	N/A	N/A	31.135	PK
2			2483.500	57.647	26.454	-16.353	74.000	31.194	PK
3			2499.160	59.759	28.525	-14.241	74.000	31.234	PK

Note: Measure Level (dBuV) = Reading Level (dBuV) + Factor (dB)

Factor (dB) = Cable Loss (dB) + LISN Factor (dB)

Site: AC 1	Time: 2015/07/26 - 19:02
Limit: FCC_Part15.209_RE(3m)	Engineer: Roy Cheng
Probe: BBHA9120D_1-18GHz	Polarity: Horizontal
EUT: BROADBAND CPE	Power: AC 120V/60Hz
Test Mode: Transmit by 802.11b at channel 2462MHz Ant 0	

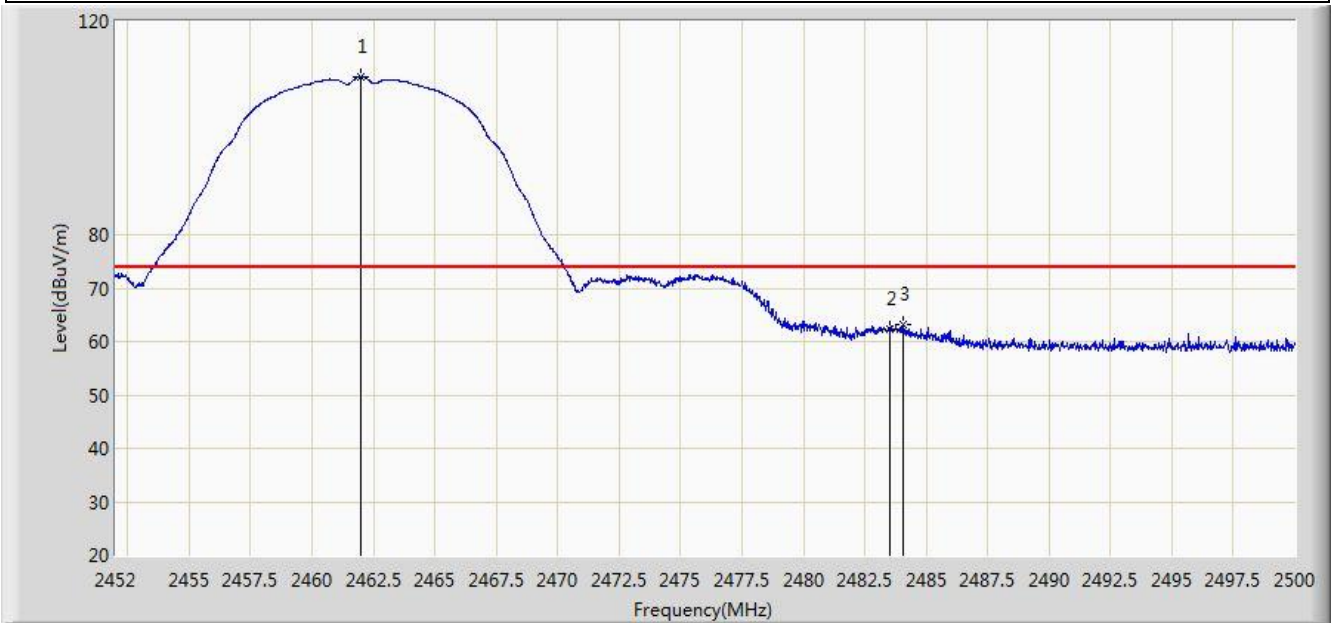


No	Flag	Mark	Frequency (MHz)	Measure Level (dBuV/m)	Reading Level (dBuV)	Over Limit (dB)	Limit (dBuV/m)	Factor (dB)	Type
1		*	2461.312	89.598	58.464	N/A	N/A	31.134	AV
2			2483.500	44.646	13.453	-9.354	54.000	31.194	AV

Note: Measure Level (dB μ V) = Reading Level (dB μ V) + Factor (dB)

Factor (dB) = Cable Loss (dB) + LISN Factor (dB)

Site: AC 1	Time: 2015/07/26 - 18:56
Limit: FCC_Part15.209_RE(3m)	Engineer: Roy Cheng
Probe: BBHA9120D_1-18GHz	Polarity: Vertical
EUT: BROADBAND CPE	Power: AC 120V/60Hz
Test Mode: Transmit by 802.11b at channel 2462MHz Ant 0	



No	Flag	Mark	Frequency (MHz)	Measure Level (dBuV/m)	Reading Level (dBuV)	Over Limit (dB)	Limit (dBuV/m)	Factor (dB)	Type
1		*	2461.984	109.648	78.513	N/A	N/A	31.135	PK
2			2483.500	62.400	31.207	-11.600	74.000	31.194	PK
3			2484.040	63.132	31.937	-10.868	74.000	31.195	PK

Note: Measure Level (dB μ V) = Reading Level (dB μ V) + Factor (dB)

Factor (dB) = Cable Loss (dB) + LISN Factor (dB)

Site: AC 1	Time: 2015/07/26 - 18:58
Limit: FCC_Part15.209_RE(3m)	Engineer: Roy Cheng
Probe: BBHA9120D_1-18GHz	Polarity: Vertical
EUT: BROADBAND CPE	Power: AC 120V/60Hz
Test Mode: Transmit by 802.11b at channel 2462MHz Ant 0	

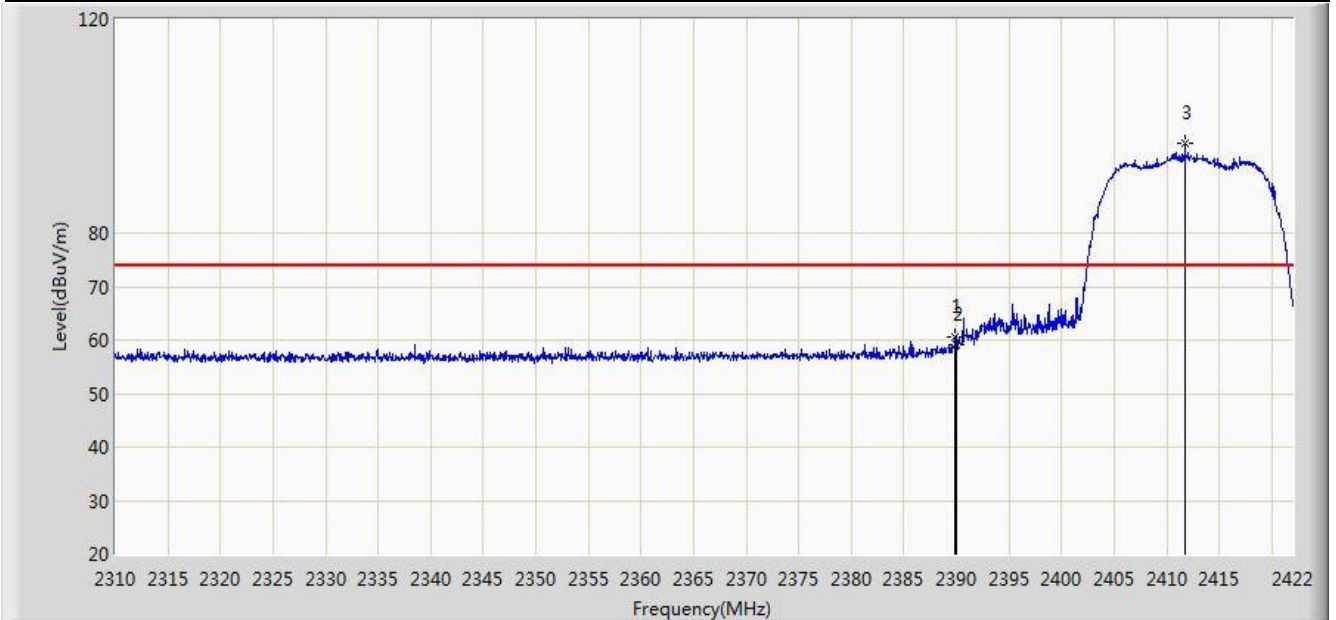


No	Flag	Mark	Frequency (MHz)	Measure Level (dBuV/m)	Reading Level (dBuV)	Over Limit (dB)	Limit (dBuV/m)	Factor (dB)	Type
1		*	2461.240	103.422	72.288	N/A	N/A	31.134	AV
2			2483.500	51.043	19.850	-2.957	54.000	31.194	AV

Note: Measure Level (dBμV) = Reading Level (dBμV) + Factor (dB)

Factor (dB) = Cable Loss (dB) + LISN Factor (dB)

Site: AC 1	Time: 2015/07/26 - 19:10
Limit: FCC_Part15.209_RE(3m)	Engineer: Roy Cheng
Probe: BBHA9120D_1-18GHz	Polarity: Horizontal
EUT: BROADBAND CPE	Power: AC 120V/60Hz
Test Mode: Transmit by 802.11g at channel 2412MHz Ant 0	

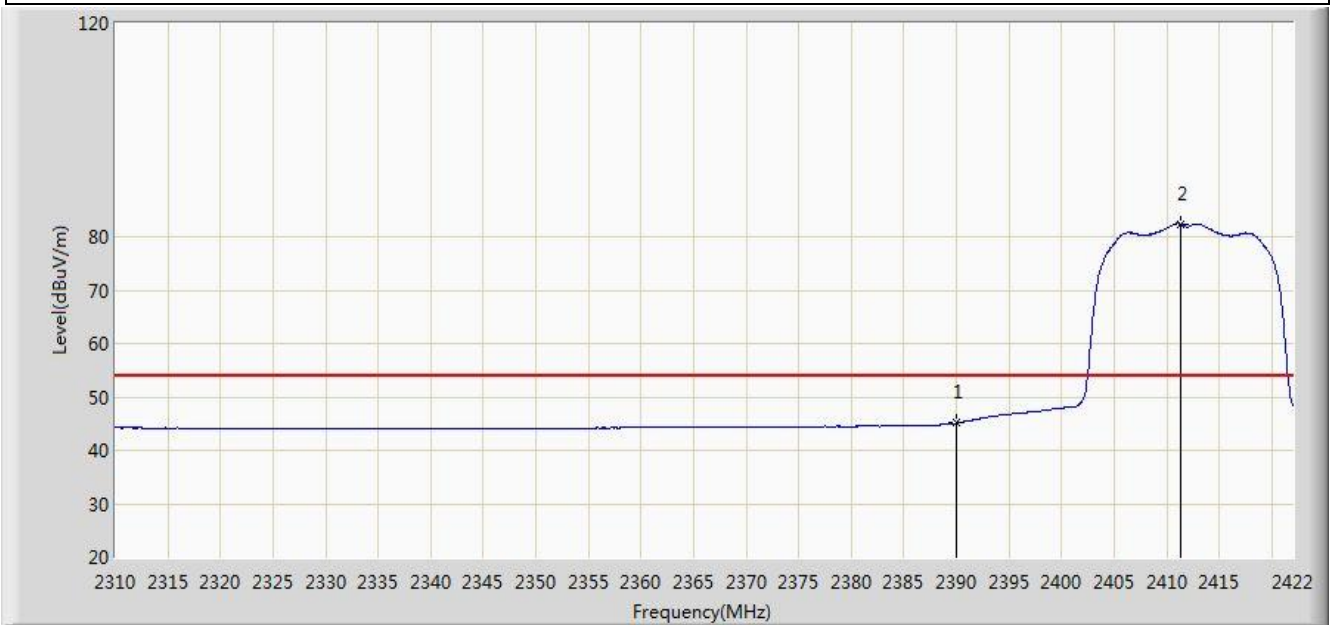


No	Flag	Mark	Frequency (MHz)	Measure Level (dBuV/m)	Reading Level (dBuV)	Over Limit (dB)	Limit (dBuV/m)	Factor (dB)	Type
1			2389.912	60.475	29.272	-13.525	74.000	31.203	PK
2			2390.000	59.188	27.985	-14.812	74.000	31.203	PK
3		*	2411.752	96.770	65.600	N/A	N/A	31.170	PK

Note: Measure Level (dB μ V) = Reading Level (dB μ V) + Factor (dB)

Factor (dB) = Cable Loss (dB) + LISN Factor (dB)

Site: AC 1	Time: 2015/07/26 - 19:11
Limit: FCC_Part15.209_RE(3m)	Engineer: Roy Cheng
Probe: BBHA9120D_1-18GHz	Polarity: Horizontal
EUT: BROADBAND CPE	Power: AC 120V/60Hz
Test Mode: Transmit by 802.11g at channel 2412MHz Ant 0	

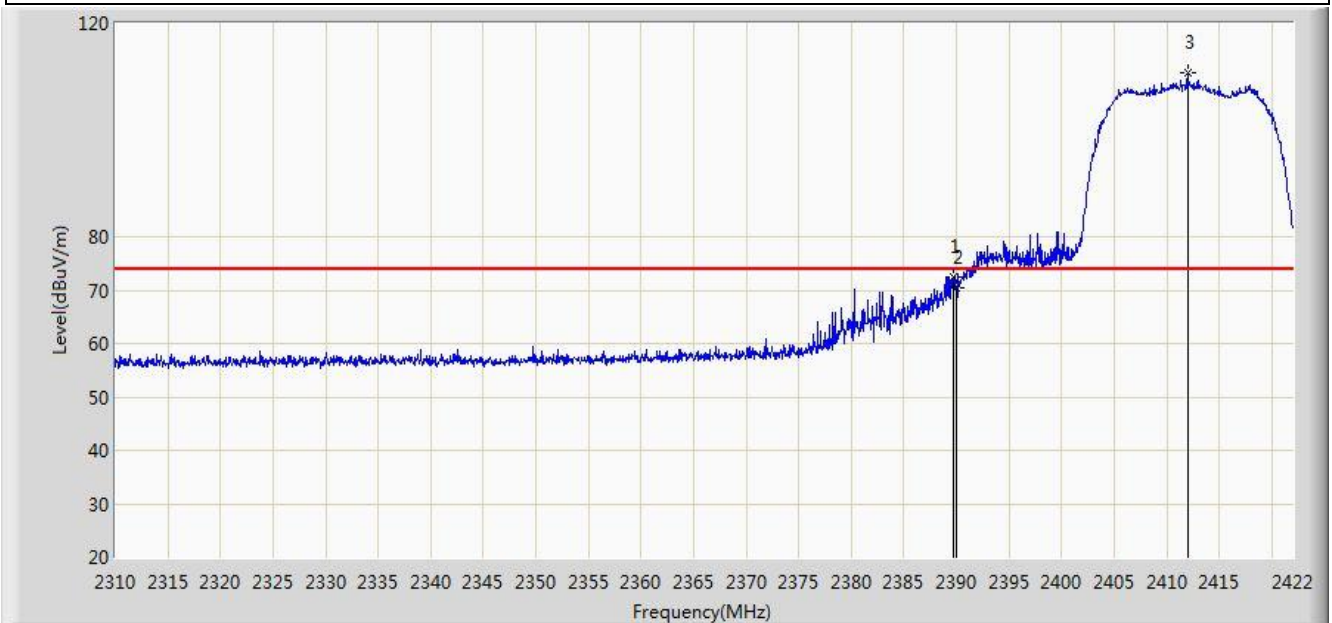


No	Flag	Mark	Frequency (MHz)	Measure Level (dBuV/m)	Reading Level (dBuV)	Over Limit (dB)	Limit (dBuV/m)	Factor (dB)	Type
1			2390.000	45.116	13.913	-8.884	54.000	31.203	AV
2		*	2411.304	82.407	51.236	N/A	N/A	31.171	AV

Note: Measure Level (dB μ V) = Reading Level (dB μ V) + Factor (dB)

Factor (dB) = Cable Loss (dB) + LISN Factor (dB)

Site: AC 1	Time: 2015/07/26 - 19:08
Limit: FCC_Part15.209_RE(3m)	Engineer: Roy Cheng
Probe: BBHA9120D_1-18GHz	Polarity: Vertical
EUT: BROADBAND CPE	Power: AC 120V/60Hz
Test Mode: Transmit by 802.11g at channel 2412MHz Ant 0	

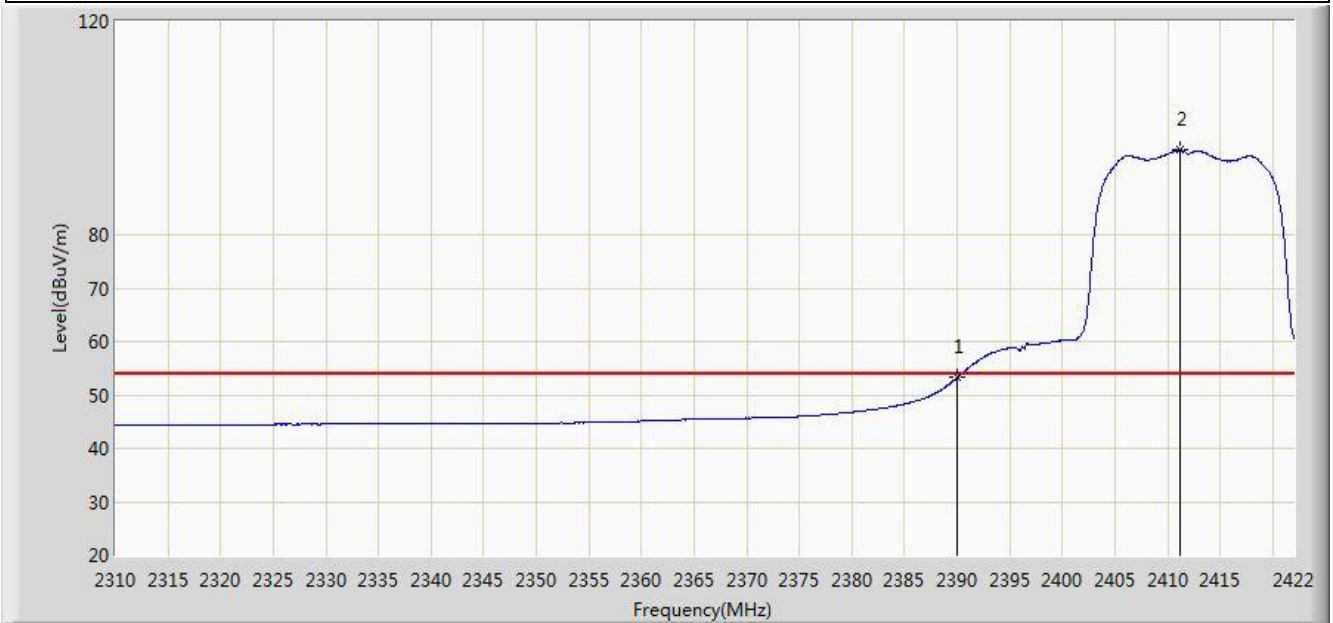


No	Flag	Mark	Frequency (MHz)	Measure Level (dBuV/m)	Reading Level (dBuV)	Over Limit (dB)	Limit (dBuV/m)	Factor (dB)	Type
1			2389.744	72.571	41.368	-1.429	74.000	31.203	PK
2			2390.000	70.306	39.103	-3.694	74.000	31.203	PK
3		*	2411.976	110.696	79.526	N/A	N/A	31.170	PK

Note: Measure Level (dB μ V) = Reading Level (dB μ V) + Factor (dB)

Factor (dB) = Cable Loss (dB) + LISN Factor (dB)

Site: AC 1	Time: 2015/07/26 - 19:07
Limit: FCC_Part15.209_RE(3m)	Engineer: Roy Cheng
Probe: BBHA9120D_1-18GHz	Polarity: Vertical
EUT: BROADBAND CPE	Power: AC 120V/60Hz
Test Mode: Transmit by 802.11g at channel 2412MHz Ant 0	

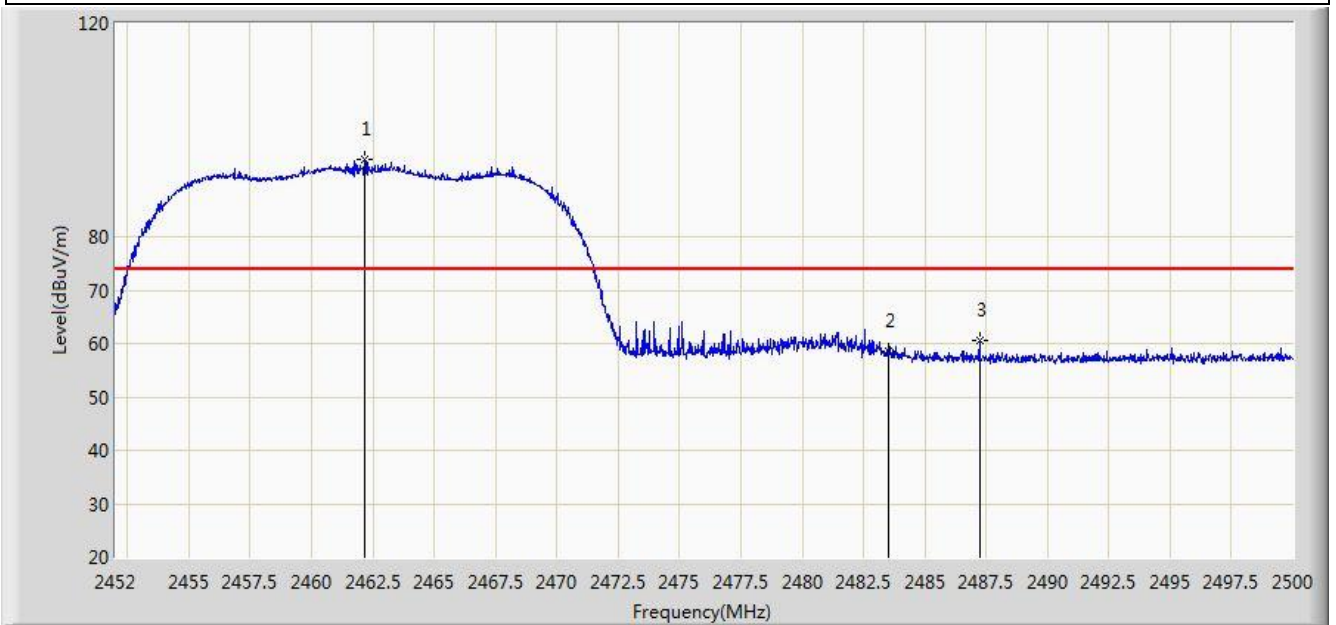


No	Flag	Mark	Frequency (MHz)	Measure Level (dBuV/m)	Reading Level (dBuV)	Over Limit (dB)	Limit (dBuV/m)	Factor (dB)	Type
1			2390.000	53.201	21.998	-0.799	54.000	31.203	AV
2		*	2411.136	95.816	64.645	N/A	N/A	31.171	AV

Note: Measure Level (dB μ V) = Reading Level (dB μ V) + Factor (dB)

Factor (dB) = Cable Loss (dB) + LISN Factor (dB)

Site: AC 1	Time: 2015/07/26 - 19:18
Limit: FCC_Part15.209_RE(3m)	Engineer: Roy Cheng
Probe: BBHA9120D_1-18GHz	Polarity: Horizontal
EUT: BROADBAND CPE	Power: AC 120V/60Hz
Test Mode: Transmit by 802.11g at channel 2462MHz Ant 0	

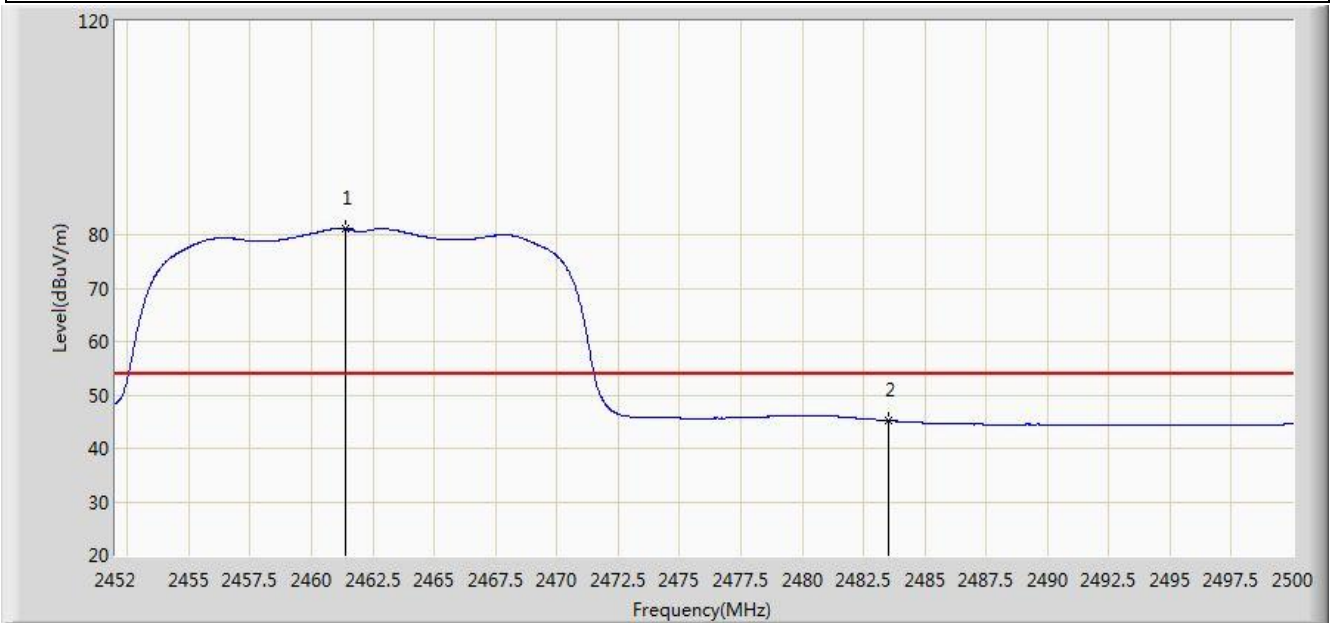


No	Flag	Mark	Frequency (MHz)	Measure Level (dBuV/m)	Reading Level (dBuV)	Over Limit (dB)	Limit (dBuV/m)	Factor (dB)	Type
1		*	2462.176	94.479	63.343	N/A	N/A	31.136	PK
2			2483.500	58.501	27.308	-15.499	74.000	31.194	PK
3			2487.232	60.677	29.474	-13.323	74.000	31.203	PK

Note: Measure Level (dB μ V) = Reading Level (dB μ V) + Factor (dB)

Factor (dB) = Cable Loss (dB) + LISN Factor (dB)

Site: AC 1	Time: 2015/07/26 - 19:20
Limit: FCC_Part15.209_RE(3m)	Engineer: Roy Cheng
Probe: BBHA9120D_1-18GHz	Polarity: Horizontal
EUT: BROADBAND CPE	Power: AC 120V/60Hz
Test Mode: Transmit by 802.11g at channel 2462MHz Ant 0	

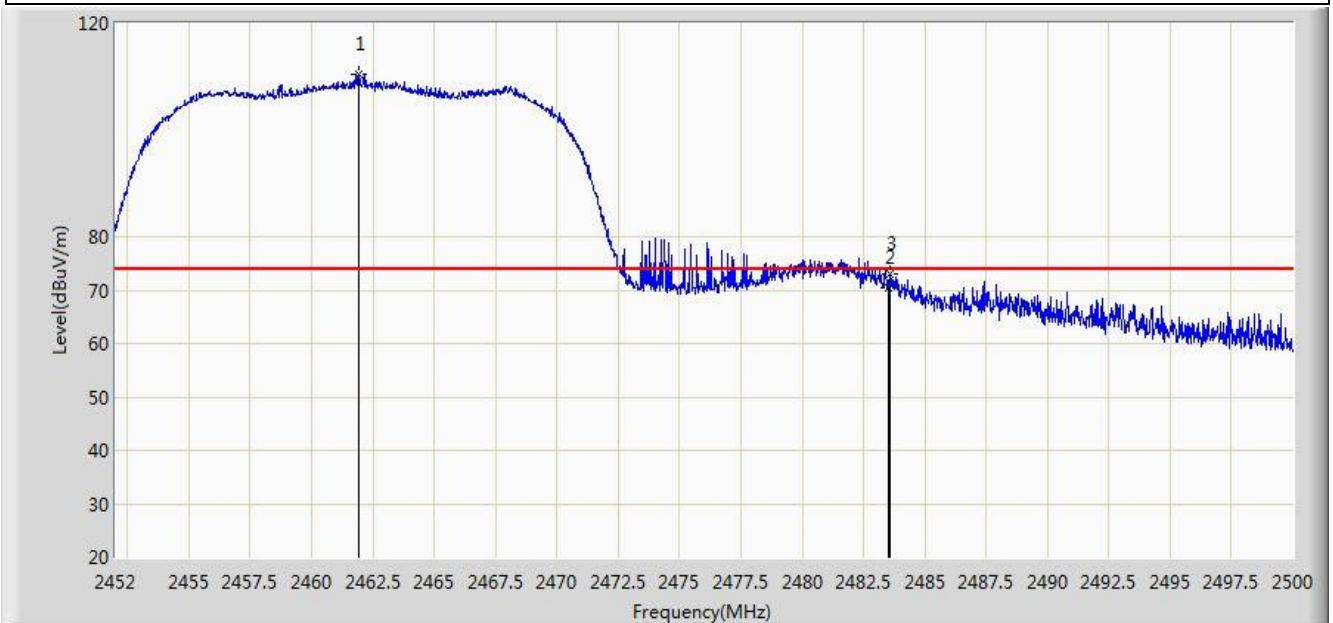


No	Flag	Mark	Frequency (MHz)	Measure Level (dBuV/m)	Reading Level (dBuV)	Over Limit (dB)	Limit (dBuV/m)	Factor (dB)	Type
1		*	2461.384	81.094	49.960	N/A	N/A	31.134	AV
2			2483.500	45.176	13.983	-8.824	54.000	31.194	AV

Note: Measure Level (dB μ V) = Reading Level (dB μ V) + Factor (dB)

Factor (dB) = Cable Loss (dB) + LISN Factor (dB)

Site: AC 1	Time: 2015/07/26 - 19:16
Limit: FCC_Part15.209_RE(3m)	Engineer: Roy Cheng
Probe: BBHA9120D_1-18GHz	Polarity: Vertical
EUT: BROADBAND CPE	Power: AC 120V/60Hz
Test Mode: Transmit by 802.11g at channel 2462MHz Ant 0	

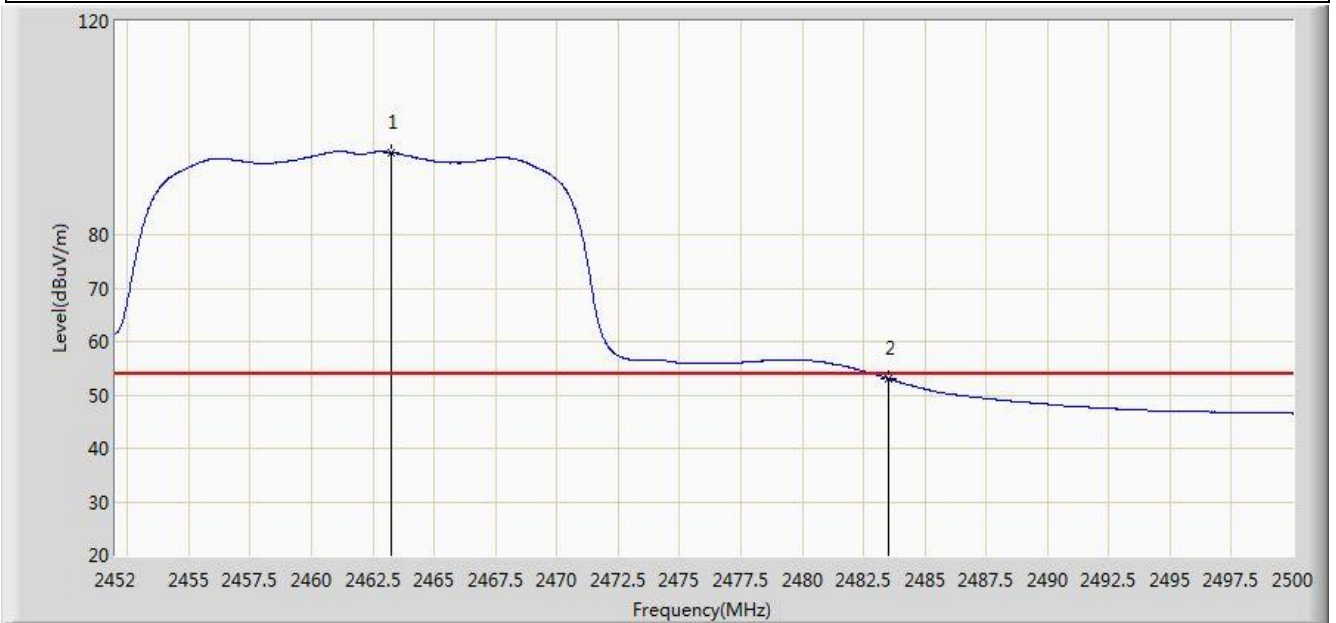


No	Flag	Mark	Frequency (MHz)	Measure Level (dBuV/m)	Reading Level (dBuV)	Over Limit (dB)	Limit (dBuV/m)	Factor (dB)	Type
1		*	2461.936	110.500	79.365	N/A	N/A	31.135	PK
2			2483.500	70.511	39.318	-3.489	74.000	31.194	PK
3			2483.608	72.968	41.774	-1.032	74.000	31.194	PK

Note: Measure Level (dB μ V) = Reading Level (dB μ V) + Factor (dB)

Factor (dB) = Cable Loss (dB) + LISN Factor (dB)

Site: AC 1	Time: 2015/07/26 - 19:17
Limit: FCC_Part15.209_RE(3m)	Engineer: Roy Cheng
Probe: BBHA9120D_1-18GHz	Polarity: Vertical
EUT: BROADBAND CPE	Power: AC 120V/60Hz
Test Mode: Transmit by 802.11g at channel 2462MHz Ant 0	

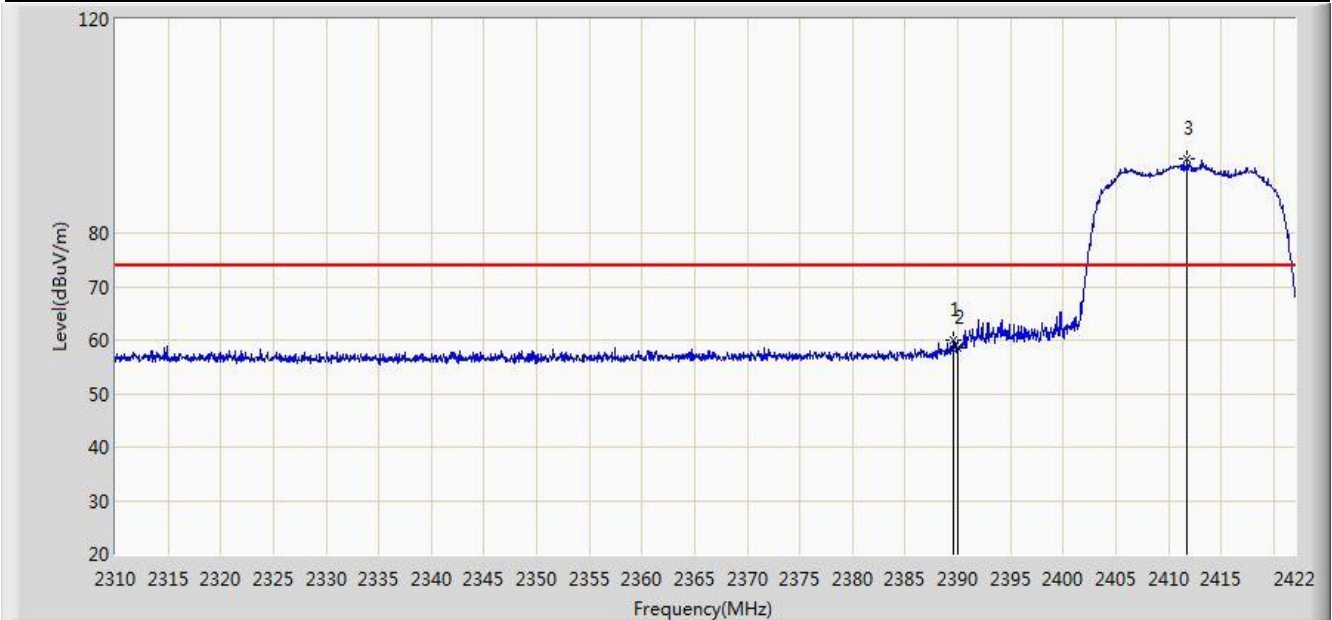


No	Flag	Mark	Frequency (MHz)	Measure Level (dBuV/m)	Reading Level (dBuV)	Over Limit (dB)	Limit (dBuV/m)	Factor (dB)	Type
1		*	2463.256	95.384	64.246	N/A	N/A	31.138	AV
2			2483.500	53.089	21.896	-0.911	54.000	31.194	AV

Note: Measure Level (dB μ V) = Reading Level (dB μ V) + Factor (dB)

Factor (dB) = Cable Loss (dB) + LISN Factor (dB)

Site: AC 1	Time: 2015/07/26 - 19:26
Limit: FCC_Part15.209_RE(3m)	Engineer: Roy Cheng
Probe: BBHA9120D_1-18GHz	Polarity: Horizontal
EUT: BROADBAND CPE	Power: AC 120V/60Hz
Test Mode: Transmit by 802.11n-HT20 at channel 2412MHz Ant 0	

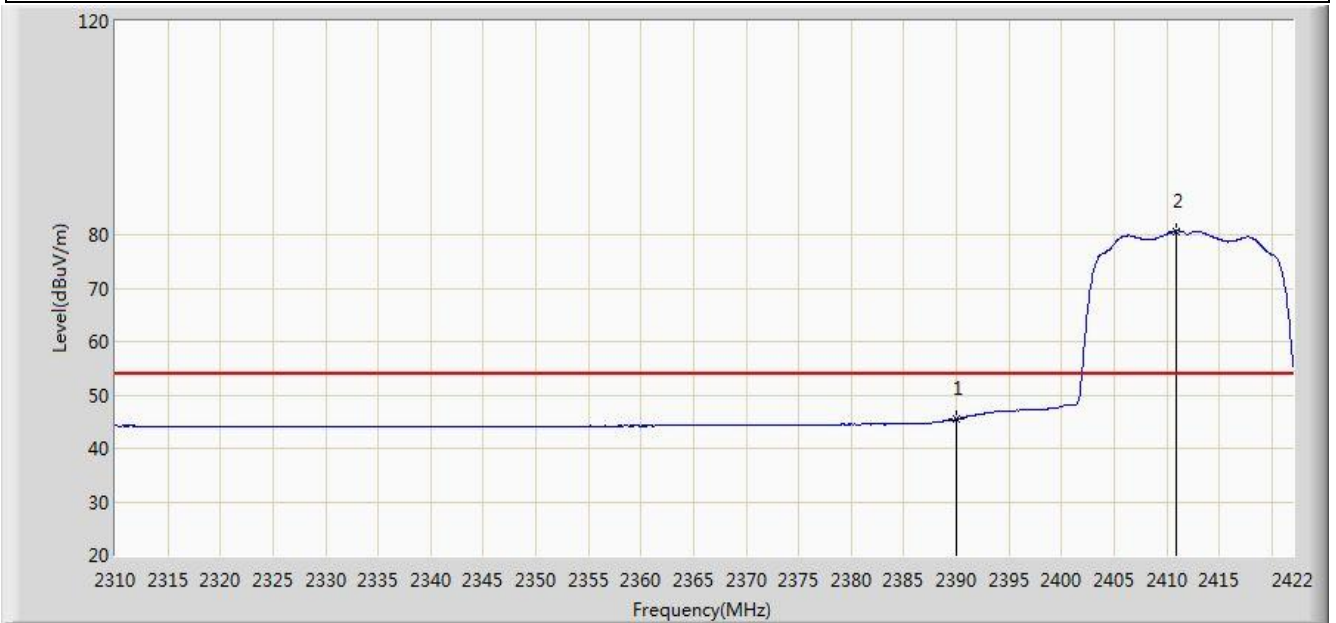


No	Flag	Mark	Frequency (MHz)	Measure Level (dBuV/m)	Reading Level (dBuV)	Over Limit (dB)	Limit (dBuV/m)	Factor (dB)	Type
1			2389.632	60.135	28.932	-13.865	74.000	31.204	PK
2			2390.000	58.438	27.235	-15.562	74.000	31.203	PK
3		*	2411.808	94.021	62.851	N/A	N/A	31.170	PK

Note: Measure Level (dBuV) = Reading Level (dBuV) + Factor (dB)

Factor (dB) = Cable Loss (dB) + LISN Factor (dB)

Site: AC 1	Time: 2015/07/26 - 19:27
Limit: FCC_Part15.209_RE(3m)	Engineer: Roy Cheng
Probe: BBHA9120D_1-18GHz	Polarity: Horizontal
EUT: BROADBAND CPE	Power: AC 120V/60Hz
Test Mode: Transmit by 802.11n-HT20 at channel 2412MHz Ant 0	

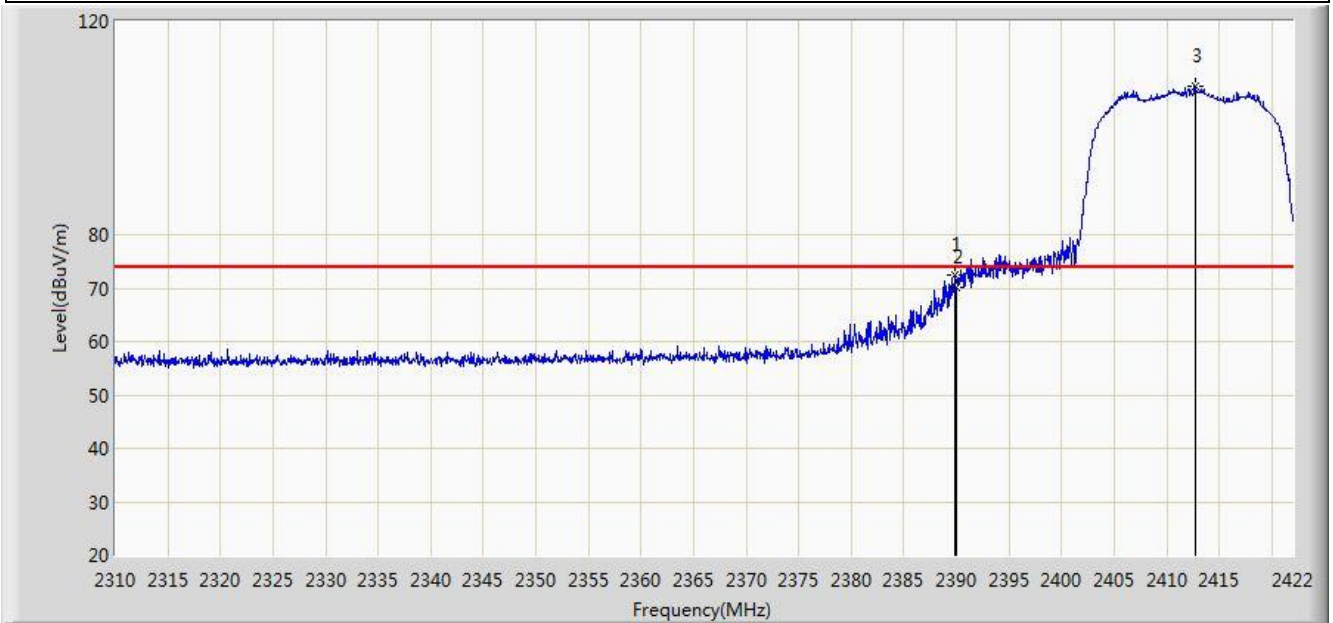


No	Flag	Mark	Frequency (MHz)	Measure Level (dBuV/m)	Reading Level (dBuV)	Over Limit (dB)	Limit (dBuV/m)	Factor (dB)	Type
1			2390.000	45.500	14.297	-8.500	54.000	31.203	AV
2		*	2410.912	80.724	49.553	N/A	N/A	31.171	AV

Note: Measure Level (dBμV) = Reading Level (dBμV) + Factor (dB)

Factor (dB) = Cable Loss (dB) + LISN Factor (dB)

Site: AC 1	Time: 2015/07/26 - 19:26
Limit: FCC_Part15.209_RE(3m)	Engineer: Roy Cheng
Probe: BBHA9120D_1-18GHz	Polarity: Vertical
EUT: BROADBAND CPE	Power: AC 120V/60Hz
Test Mode: Transmit by 802.11n-HT20 at channel 2412MHz Ant 0	

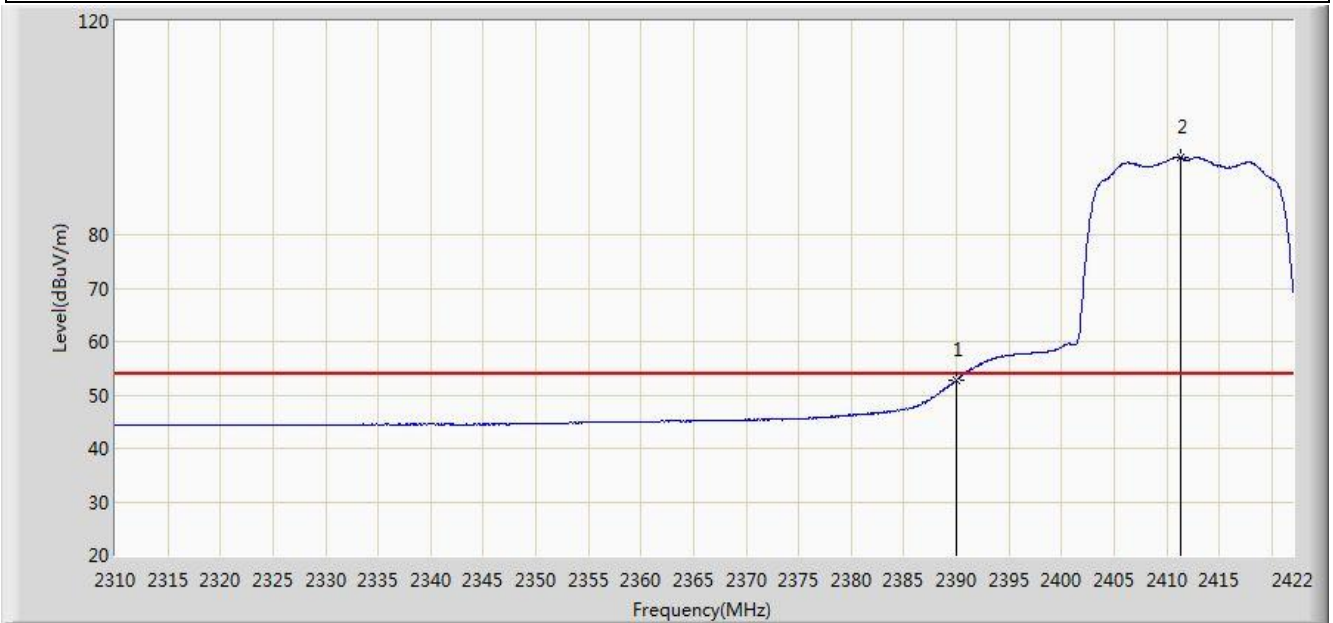


No	Flag	Mark	Frequency (MHz)	Measure Level (dBuV/m)	Reading Level (dBuV)	Over Limit (dB)	Limit (dBuV/m)	Factor (dB)	Type
1			2389.800	72.565	41.362	-1.435	74.000	31.203	PK
2			2390.000	70.051	38.848	-3.949	74.000	31.203	PK
3		*	2412.760	107.800	76.632	N/A	N/A	31.168	PK

Note: Measure Level (dB μ V) = Reading Level (dB μ V) + Factor (dB)

Factor (dB) = Cable Loss (dB) + LISN Factor (dB)

Site: AC 1	Time: 2015/07/26 - 19:25
Limit: FCC_Part15.209_RE(3m)	Engineer: Roy Cheng
Probe: BBHA9120D_1-18GHz	Polarity: Vertical
EUT: BROADBAND CPE	Power: AC 120V/60Hz
Test Mode: Transmit by 802.11n-HT20 at channel 2412MHz Ant 0	

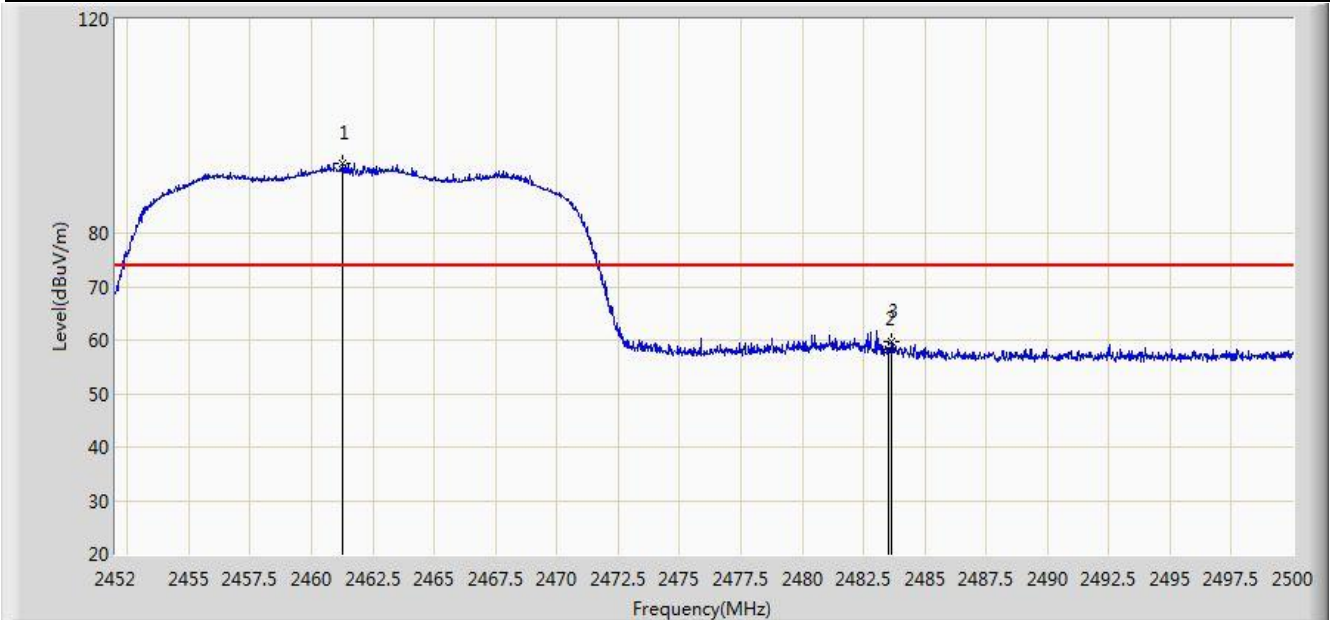


No	Flag	Mark	Frequency (MHz)	Measure Level (dBuV/m)	Reading Level (dBuV)	Over Limit (dB)	Limit (dBuV/m)	Factor (dB)	Type
1			2390.000	52.722	21.519	-1.278	54.000	31.203	AV
2		*	2411.304	94.550	63.379	N/A	N/A	31.171	AV

Note: Measure Level (dB μ V) = Reading Level (dB μ V) + Factor (dB)

Factor (dB) = Cable Loss (dB) + LISN Factor (dB)

Site: AC 1	Time: 2015/07/26 - 19:34
Limit: FCC_Part15.209_RE(3m)	Engineer: Roy Cheng
Probe: BBHA9120D_1-18GHz	Polarity: Horizontal
EUT: BROADBAND CPE	Power: AC 120V/60Hz
Test Mode: Transmit by 802.11n-HT20 at channel 2462MHz Ant 0	

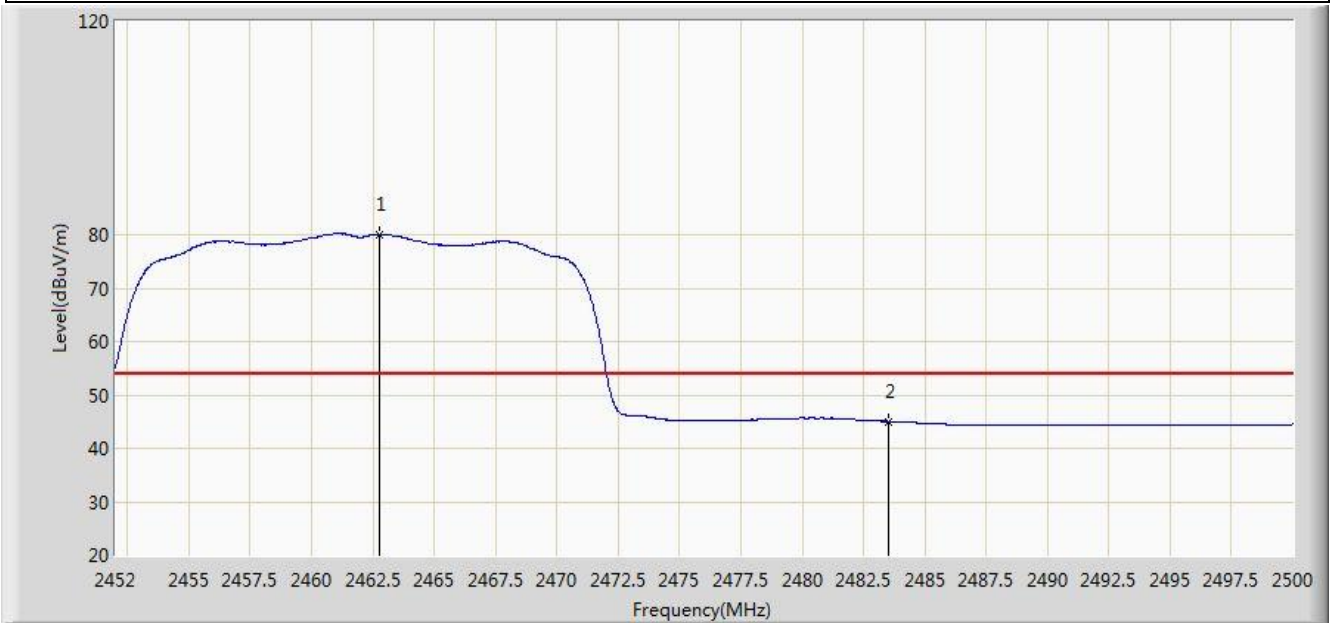


No	Flag	Mark	Frequency (MHz)	Measure Level (dBuV/m)	Reading Level (dBuV)	Over Limit (dB)	Limit (dBuV/m)	Factor (dB)	Type
1		*	2461.240	93.188	62.054	N/A	N/A	31.134	PK
2			2483.500	58.198	27.005	-15.802	74.000	31.194	PK
3			2483.656	59.740	28.546	-14.260	74.000	31.194	PK

Note: Measure Level (dBuV) = Reading Level (dBuV) + Factor (dB)

Factor (dB) = Cable Loss (dB) + LISN Factor (dB)

Site: AC 1	Time: 2015/07/26 - 19:36
Limit: FCC_Part15.209_RE(3m)	Engineer: Roy Cheng
Probe: BBHA9120D_1-18GHz	Polarity: Horizontal
EUT: BROADBAND CPE	Power: AC 120V/60Hz
Test Mode: Transmit by 802.11n-HT20 at channel 2462MHz Ant 0	

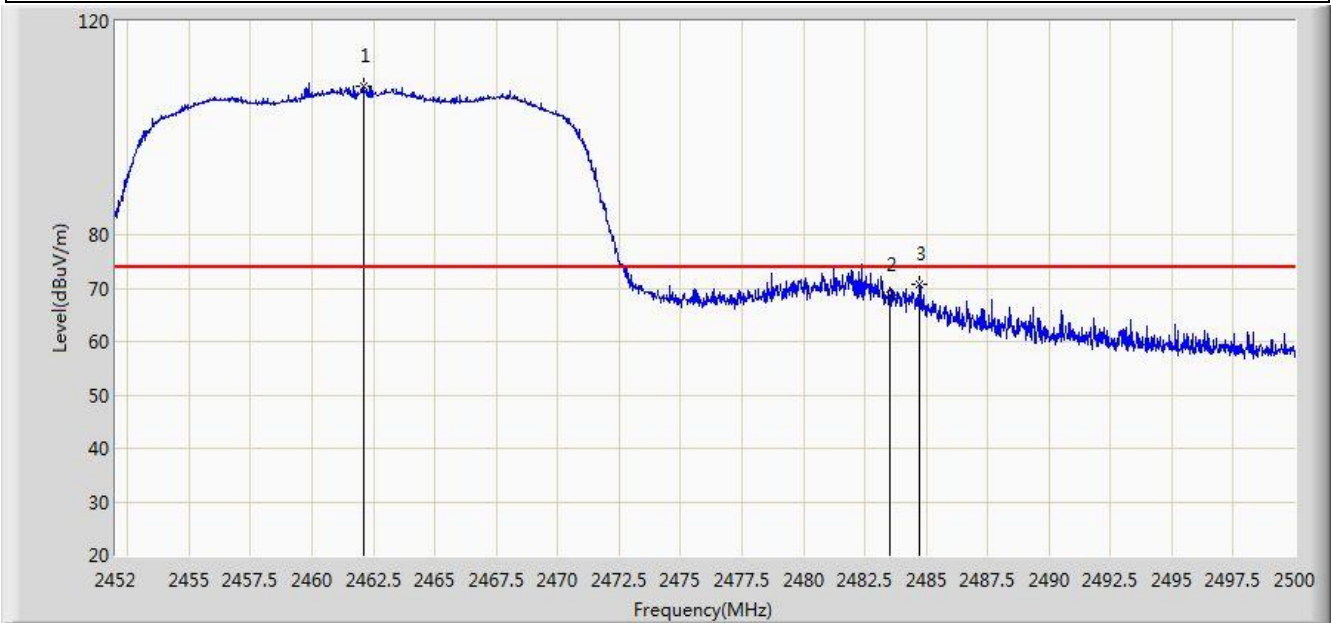


No	Flag	Mark	Frequency (MHz)	Measure Level (dBuV/m)	Reading Level (dBuV)	Over Limit (dB)	Limit (dBuV/m)	Factor (dB)	Type
1		*	2462.752	80.111	48.974	N/A	N/A	31.137	AV
2			2483.500	45.035	13.842	-8.965	54.000	31.194	AV

Note: Measure Level (dB μ V) = Reading Level (dB μ V) + Factor (dB)

Factor (dB) = Cable Loss (dB) + LISN Factor (dB)

Site: AC 1	Time: 2015/07/26 - 19:32
Limit: FCC_Part15.209_RE(3m)	Engineer: Roy Cheng
Probe: BBHA9120D_1-18GHz	Polarity: Vertical
EUT: BROADBAND CPE	Power: AC 120V/60Hz
Test Mode: Transmit by 802.11n-HT20 at channel 2462MHz Ant 0	

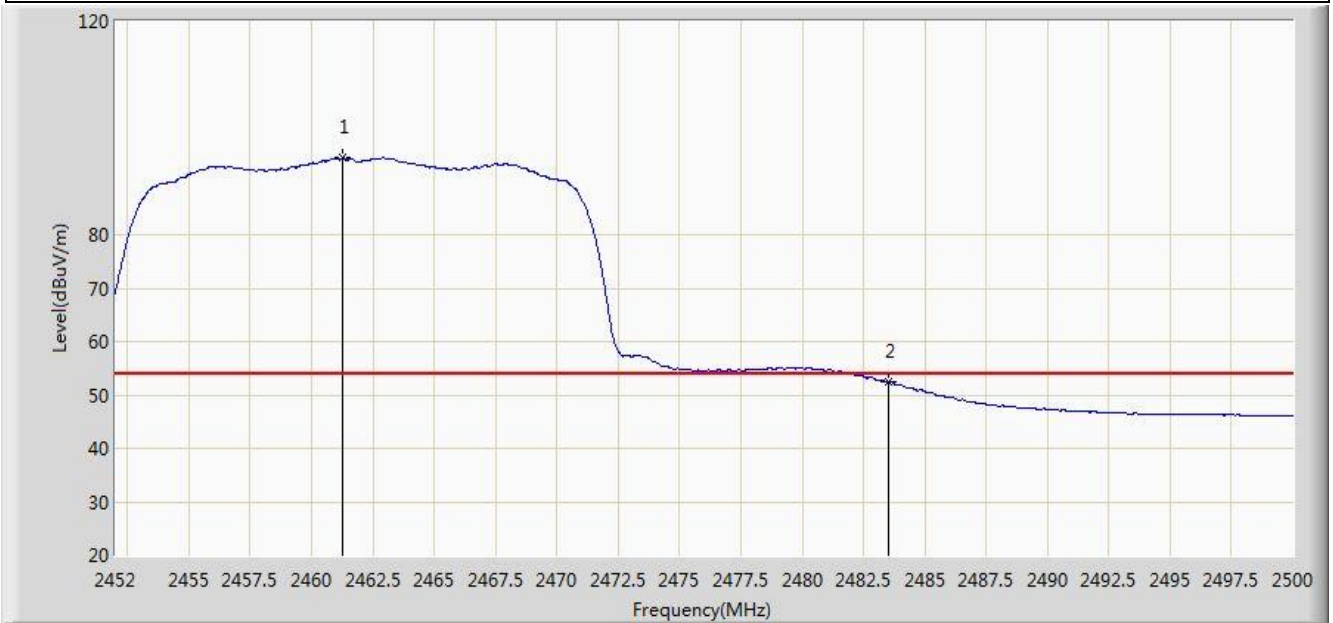


No	Flag	Mark	Frequency (MHz)	Measure Level (dBuV/m)	Reading Level (dBuV)	Over Limit (dB)	Limit (dBuV/m)	Factor (dB)	Type
1		*	2462.080	107.791	76.655	N/A	N/A	31.135	PK
2			2483.500	68.812	37.619	-5.188	74.000	31.194	PK
3			2484.712	70.610	39.413	-3.390	74.000	31.197	PK

Note: Measure Level (dB μ V) = Reading Level (dB μ V) + Factor (dB)

Factor (dB) = Cable Loss (dB) + LISN Factor (dB)

Site: AC 1	Time: 2015/07/26 - 19:31
Limit: FCC_Part15.209_RE(3m)	Engineer: Roy Cheng
Probe: BBHA9120D_1-18GHz	Polarity: Vertical
EUT: BROADBAND CPE	Power: AC 120V/60Hz
Test Mode: Transmit by 802.11n-HT20 at channel 2462MHz Ant 0	

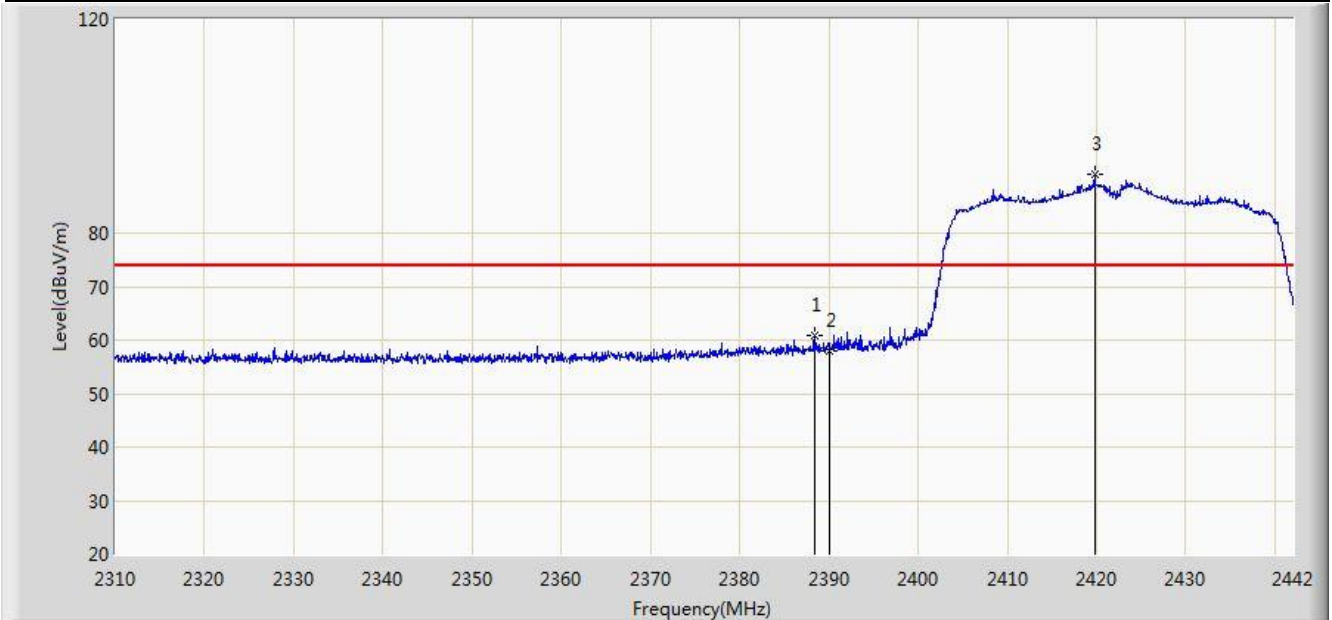


No	Flag	Mark	Frequency (MHz)	Measure Level (dBuV/m)	Reading Level (dBuV)	Over Limit (dB)	Limit (dBuV/m)	Factor (dB)	Type
1		*	2461.288	94.405	63.271	N/A	N/A	31.134	AV
2			2483.500	52.355	21.162	-1.645	54.000	31.194	AV

Note: Measure Level (dB μ V) = Reading Level (dB μ V) + Factor (dB)

Factor (dB) = Cable Loss (dB) + LISN Factor (dB)

Site: AC 1	Time: 2015/07/26 - 19:43
Limit: FCC_Part15.209_RE(3m)	Engineer: Roy Cheng
Probe: BBHA9120D_1-18GHz	Polarity: Horizontal
EUT: BROADBAND CPE	Power: AC 120V/60Hz
Test Mode: Transmit by 802.11n-HT40 at channel 2422MHz Ant 0	

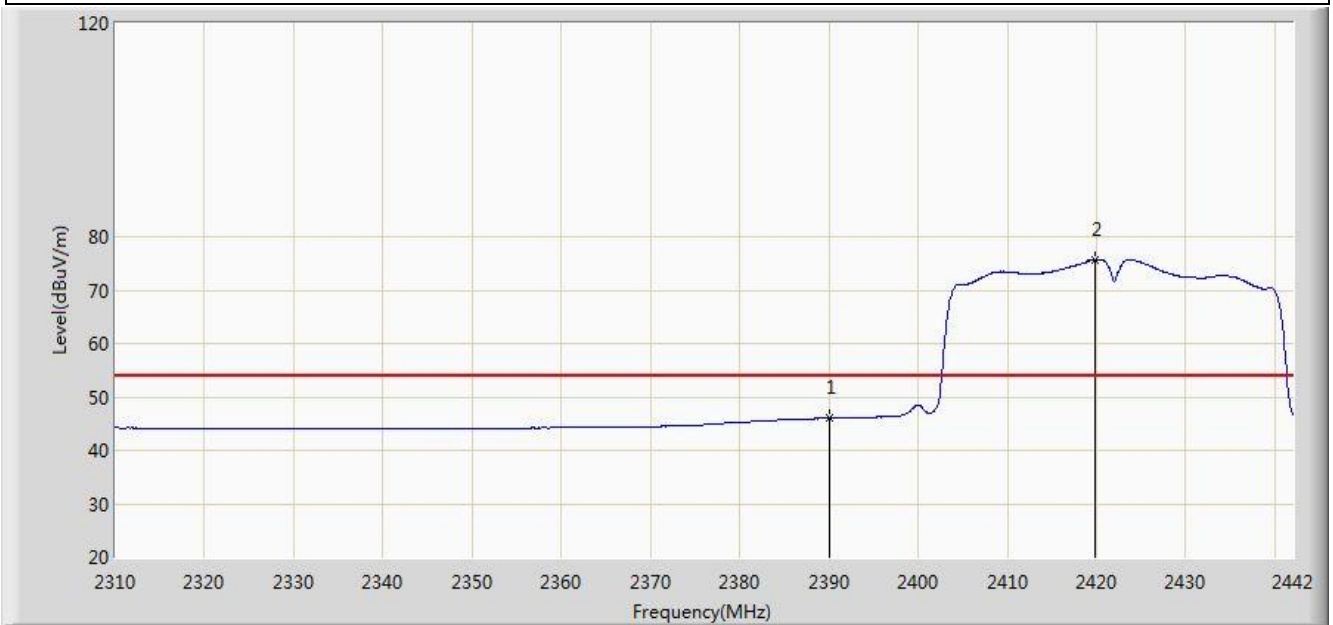


No	Flag	Mark	Frequency (MHz)	Measure Level (dBuV/m)	Reading Level (dBuV)	Over Limit (dB)	Limit (dBuV/m)	Factor (dB)	Type
1			2388.474	60.787	29.581	-13.213	74.000	31.206	PK
2			2390.000	58.073	26.870	-15.927	74.000	31.203	PK
3		*	2419.758	91.093	59.937	N/A	N/A	31.157	PK

Note: Measure Level (dBuV) = Reading Level (dBuV) + Factor (dB)

Factor (dB) = Cable Loss (dB) + LISN Factor (dB)

Site: AC 1	Time: 2015/07/26 - 19:43
Limit: FCC_Part15.209_RE(3m)	Engineer: Roy Cheng
Probe: BBHA9120D_1-18GHz	Polarity: Horizontal
EUT: BROADBAND CPE	Power: AC 120V/60Hz
Test Mode: Transmit by 802.11n-HT40 at channel 2422MHz Ant 0	

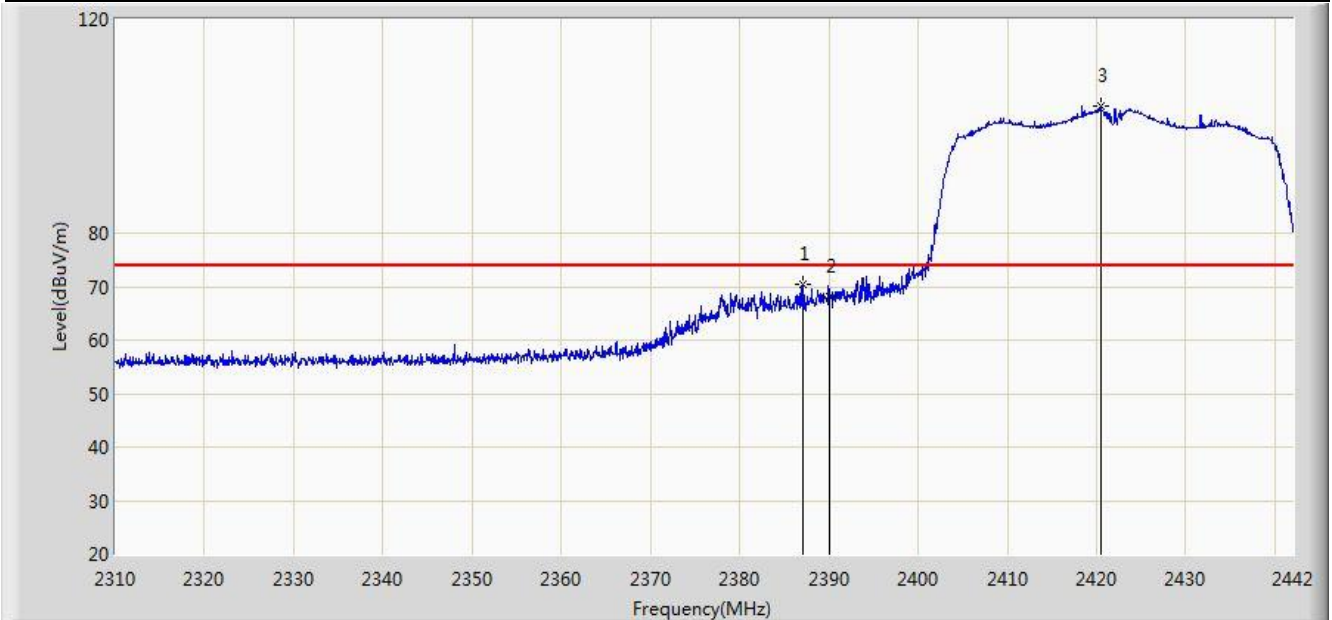


No	Flag	Mark	Frequency (MHz)	Measure Level (dBuV/m)	Reading Level (dBuV)	Over Limit (dB)	Limit (dBuV/m)	Factor (dB)	Type
1			2390.000	46.045	14.842	-7.955	54.000	31.203	AV
2		*	2419.890	75.766	44.610	N/A	N/A	31.156	AV

Note: Measure Level (dB μ V) = Reading Level (dB μ V) + Factor (dB)

Factor (dB) = Cable Loss (dB) + LISN Factor (dB)

Site: AC 1	Time: 2015/07/26 - 19:42
Limit: FCC_Part15.209_RE(3m)	Engineer: Roy Cheng
Probe: BBHA9120D_1-18GHz	Polarity: Vertical
EUT: BROADBAND CPE	Power: AC 120V/60Hz
Test Mode: Transmit by 802.11n-HT40 at channel 2422MHz Ant 0	

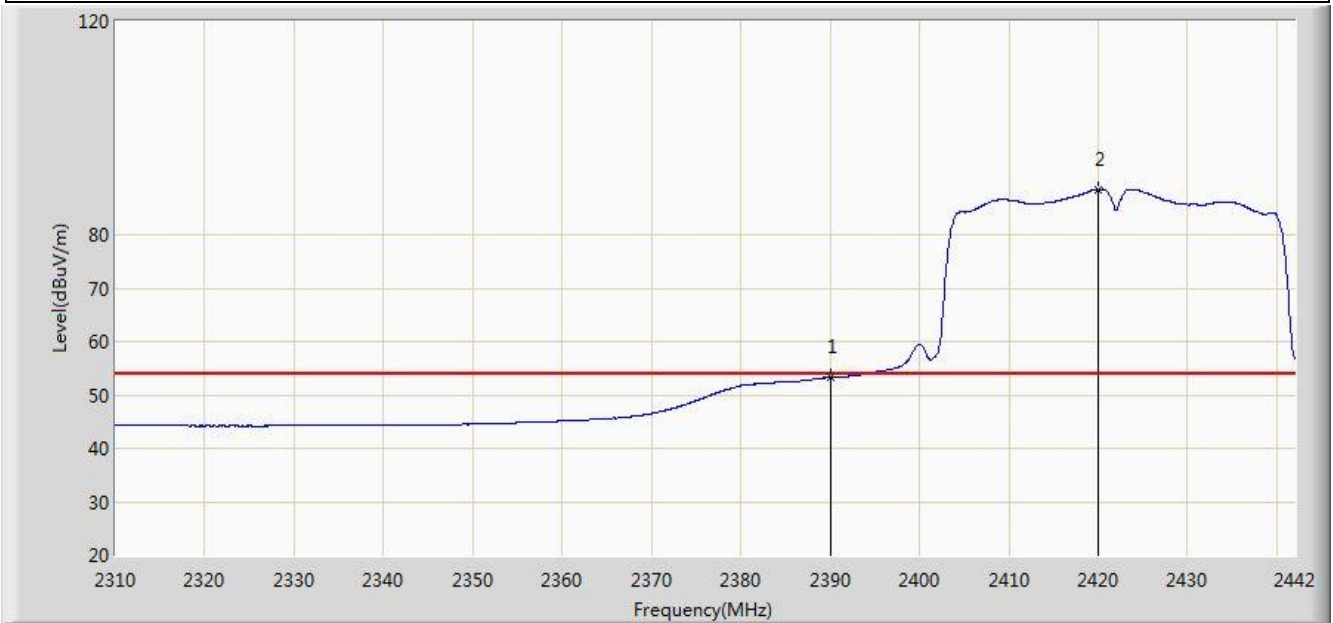


No	Flag	Mark	Frequency (MHz)	Measure Level (dBuV/m)	Reading Level (dBuV)	Over Limit (dB)	Limit (dBuV/m)	Factor (dB)	Type
1			2387.154	70.441	39.233	-3.559	74.000	31.208	PK
2			2390.000	68.012	36.809	-5.988	74.000	31.203	PK
3		*	2420.418	103.780	72.625	N/A	N/A	31.155	PK

Note: Measure Level (dBuV) = Reading Level (dBuV) + Factor (dB)

Factor (dB) = Cable Loss (dB) + LISN Factor (dB)

Site: AC 1	Time: 2015/07/26 - 19:41
Limit: FCC_Part15.209_RE(3m)	Engineer: Roy Cheng
Probe: BBHA9120D_1-18GHz	Polarity: Vertical
EUT: BROADBAND CPE	Power: AC 120V/60Hz
Test Mode: Transmit by 802.11n-HT40 at channel 2422MHz Ant 0	

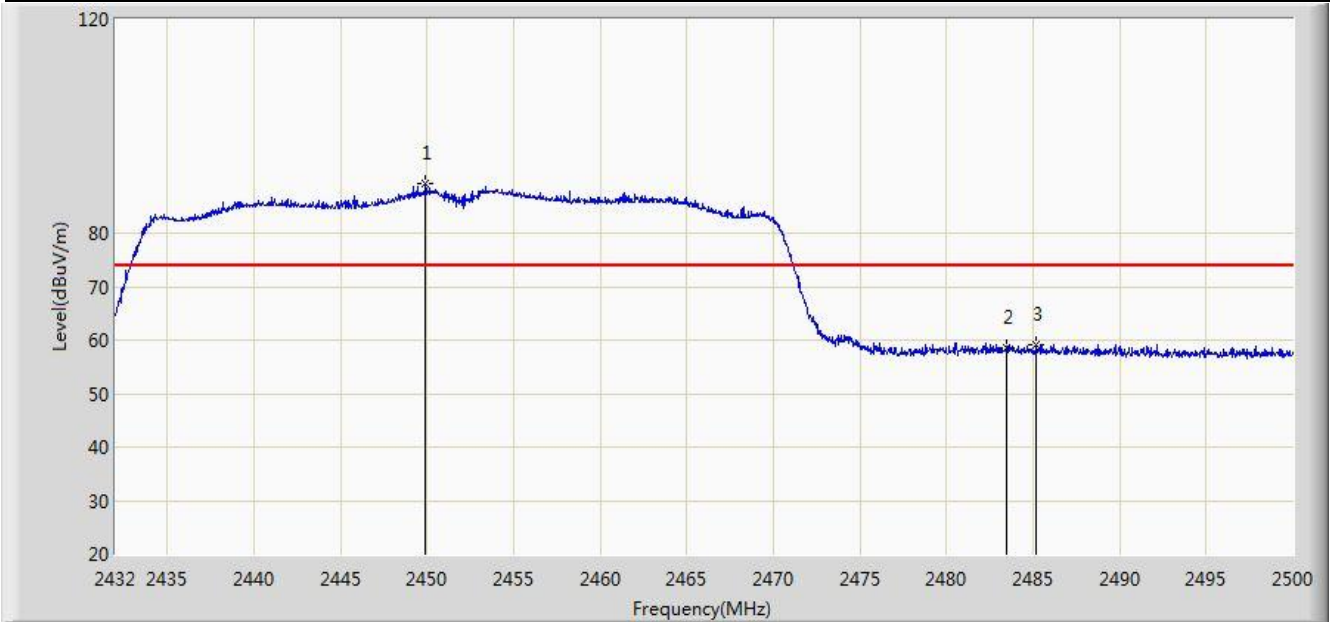


No	Flag	Mark	Frequency (MHz)	Measure Level (dBuV/m)	Reading Level (dBuV)	Over Limit (dB)	Limit (dBuV/m)	Factor (dB)	Type
1			2390.000	53.289	22.086	-0.711	54.000	31.203	AV
2		*	2419.956	88.482	57.326	N/A	N/A	31.156	AV

Note: Measure Level (dBμV) = Reading Level (dBμV) + Factor (dB)

Factor (dB) = Cable Loss (dB) + LISN Factor (dB)

Site: AC 1	Time: 2015/07/26 - 19:52
Limit: FCC_Part15.209_RE(3m)	Engineer: Roy Cheng
Probe: BBHA9120D_1-18GHz	Polarity: Horizontal
EUT: BROADBAND CPE	Power: AC 120V/60Hz
Test Mode: Transmit by 802.11n-HT40 at channel 2452MHz Ant 0	

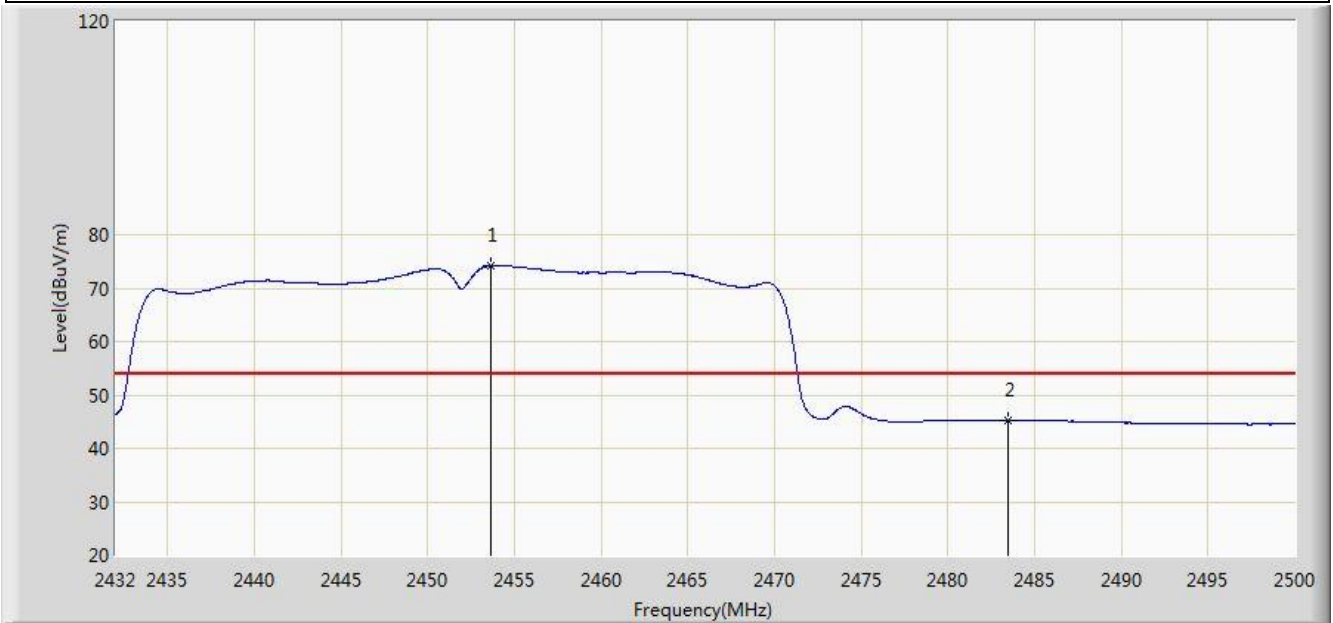


No	Flag	Mark	Frequency (MHz)	Measure Level (dBuV/m)	Reading Level (dBuV)	Over Limit (dB)	Limit (dBuV/m)	Factor (dB)	Type
1		*	2449.918	89.382	58.268	N/A	N/A	31.113	PK
2			2483.500	58.546	27.353	-15.454	74.000	31.194	PK
3			2485.210	59.222	28.024	-14.778	74.000	31.198	PK

Note: Measure Level (dBuV) = Reading Level (dBuV) + Factor (dB)

Factor (dB) = Cable Loss (dB) + LISN Factor (dB)

Site: AC 1	Time: 2015/07/26 - 19:55
Limit: FCC_Part15.209_RE(3m)	Engineer: Roy Cheng
Probe: BBHA9120D_1-18GHz	Polarity: Horizontal
EUT: BROADBAND CPE	Power: AC 120V/60Hz
Test Mode: Transmit by 802.11n-HT40 at channel 2452MHz Ant 0	

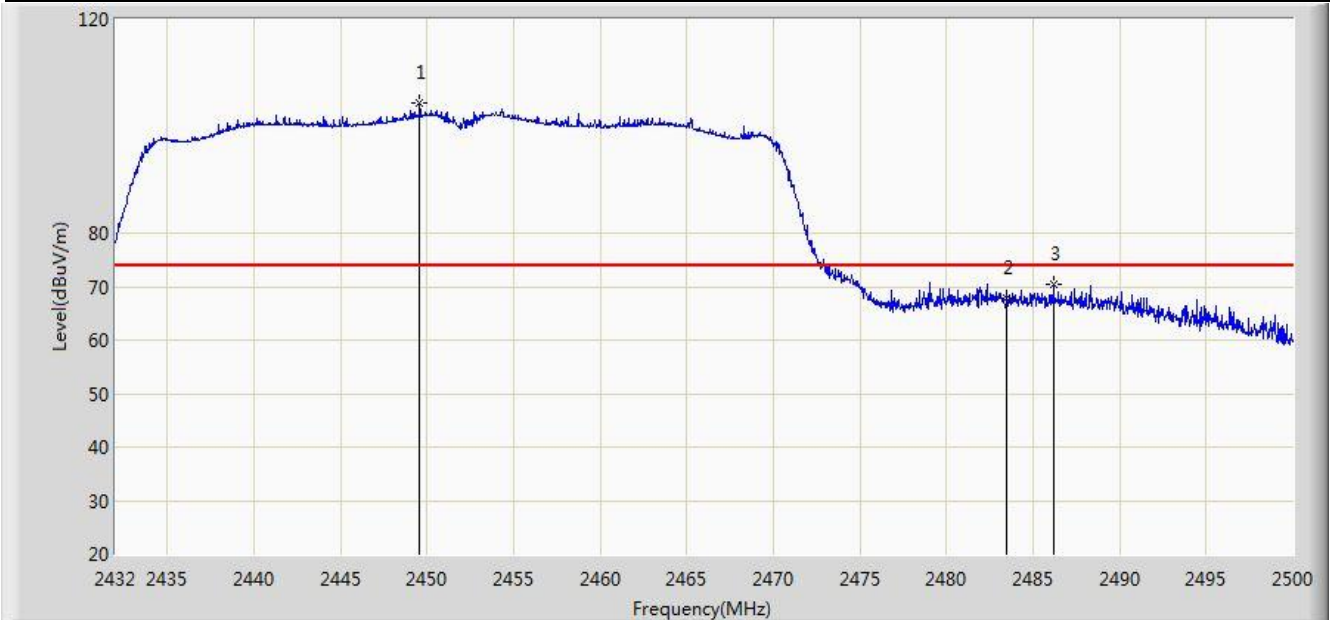


No	Flag	Mark	Frequency (MHz)	Measure Level (dBuV/m)	Reading Level (dBuV)	Over Limit (dB)	Limit (dBuV/m)	Factor (dB)	Type
1		*	2453.658	74.206	43.086	N/A	N/A	31.121	AV
2			2483.500	45.329	14.136	-8.671	54.000	31.194	AV

Note: Measure Level (dB μ V) = Reading Level (dB μ V) + Factor (dB)

Factor (dB) = Cable Loss (dB) + LISN Factor (dB)

Site: AC 1	Time: 2015/07/26 - 19:51
Limit: FCC_Part15.209_RE(3m)	Engineer: Roy Cheng
Probe: BBHA9120D_1-18GHz	Polarity: Vertical
EUT: BROADBAND CPE	Power: AC 120V/60Hz
Test Mode: Transmit by 802.11n-HT40 at channel 2452MHz Ant 0	

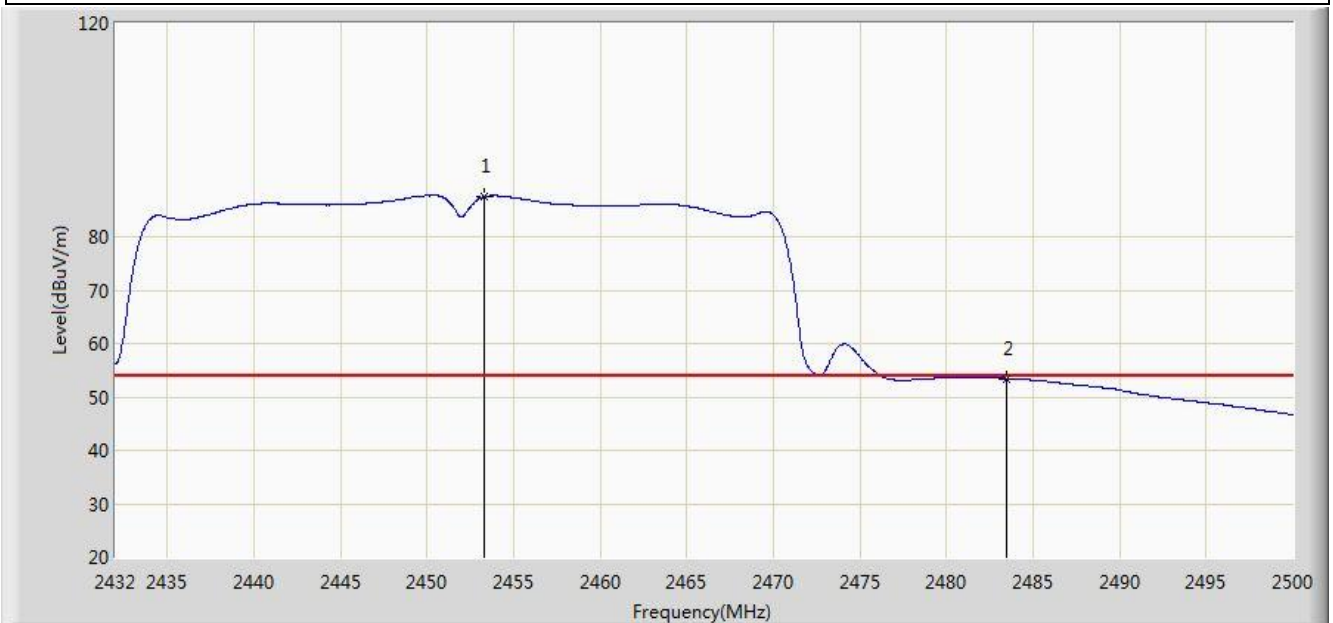


No	Flag	Mark	Frequency (MHz)	Measure Level (dBuV/m)	Reading Level (dBuV)	Over Limit (dB)	Limit (dBuV/m)	Factor (dB)	Type
1		*	2449.578	104.369	73.256	N/A	N/A	31.113	PK
2			2483.500	67.885	36.692	-6.115	74.000	31.194	PK
3			2486.196	70.299	39.099	-3.701	74.000	31.200	PK

Note: Measure Level (dBuV) = Reading Level (dBuV) + Factor (dB)

Factor (dB) = Cable Loss (dB) + LISN Factor (dB)

Site: AC 1	Time: 2015/07/26 - 19:51
Limit: FCC_Part15.209_RE(3m)	Engineer: Roy Cheng
Probe: BBHA9120D_1-18GHz	Polarity: Vertical
EUT: BROADBAND CPE	Power: AC 120V/60Hz
Test Mode: Transmit by 802.11n-HT40 at channel 2452MHz Ant 0	

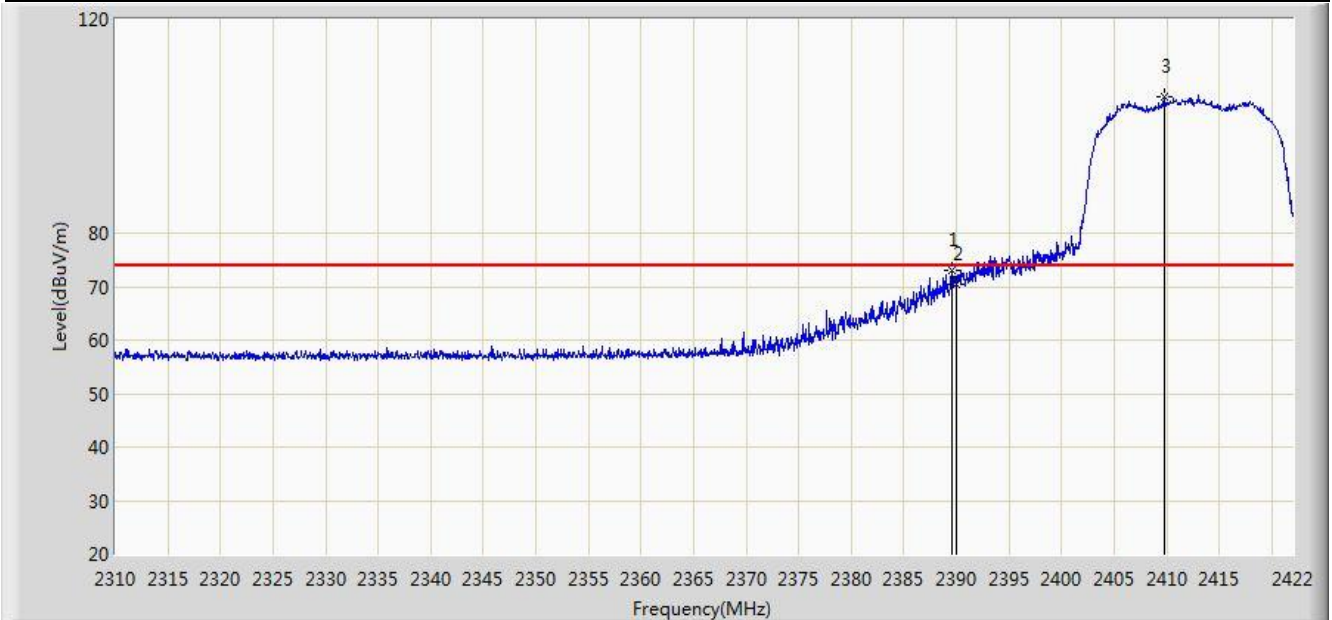


No	Flag	Mark	Frequency (MHz)	Measure Level (dBuV/m)	Reading Level (dBuV)	Over Limit (dB)	Limit (dBuV/m)	Factor (dB)	Type
1		*	2453.318	87.563	56.443	N/A	N/A	31.120	AV
2			2483.500	53.458	22.265	-0.542	54.000	31.194	AV

Note: Measure Level (dBμV) = Reading Level (dBμV) + Factor (dB)

Factor (dB) = Cable Loss (dB) + LISN Factor (dB)

Site: AC 1	Time: 2015/07/26 - 20:01
Limit: FCC_Part15.209_RE(3m)	Engineer: Roy Cheng
Probe: BBHA9120D_1-18GHz	Polarity: Horizontal
EUT: BROADBAND CPE	Power: AC 120V/60Hz
Test Mode: Transmit by 802.11n-HT20 at channel 2412MHz Ant 1	

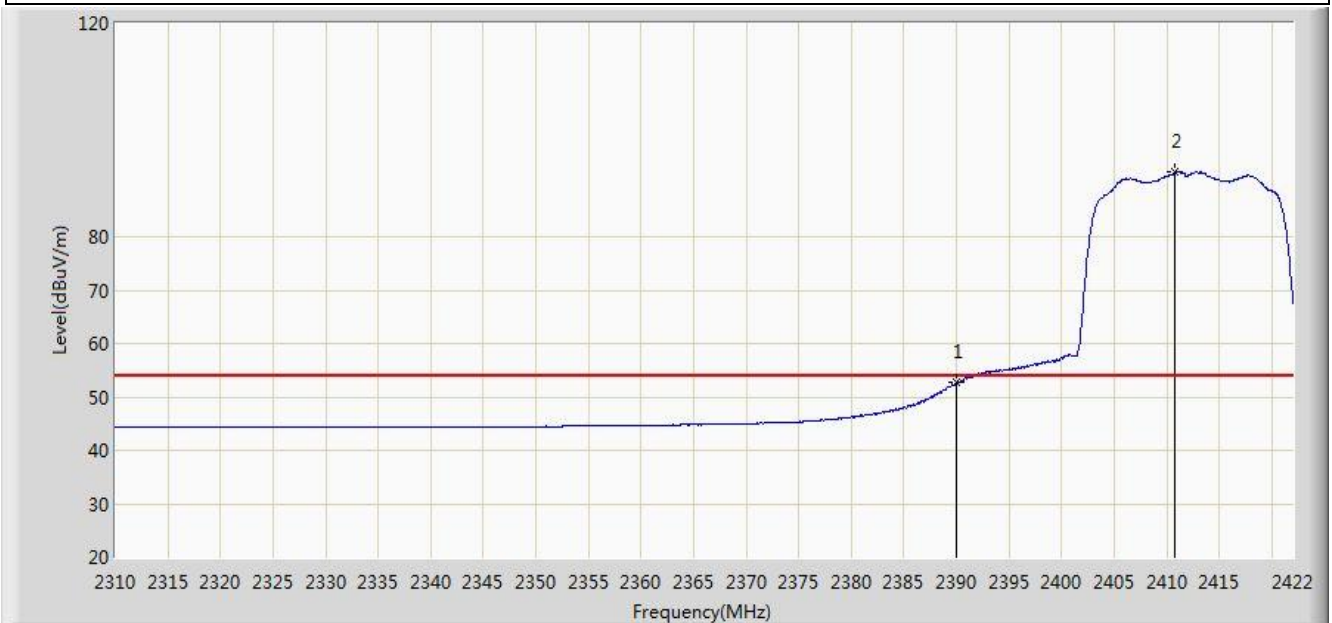


No	Flag	Mark	Frequency (MHz)	Measure Level (dBuV/m)	Reading Level (dBuV)	Over Limit (dB)	Limit (dBuV/m)	Factor (dB)	Type
1			2389.520	72.984	41.780	-1.016	74.000	31.204	PK
2			2390.000	70.578	39.375	-3.422	74.000	31.203	PK
3		*	2409.848	105.610	74.437	N/A	N/A	31.173	PK

Note: Measure Level (dB μ V) = Reading Level (dB μ V) + Factor (dB)

Factor (dB) = Cable Loss (dB) + LISN Factor (dB)

Site: AC 1	Time: 2015/07/26 - 20:04
Limit: FCC_Part15.209_RE(3m)	Engineer: Roy Cheng
Probe: BBHA9120D_1-18GHz	Polarity: Horizontal
EUT: BROADBAND CPE	Power: AC 120V/60Hz
Test Mode: Transmit by 802.11n-HT20 at channel 2412MHz Ant 1	

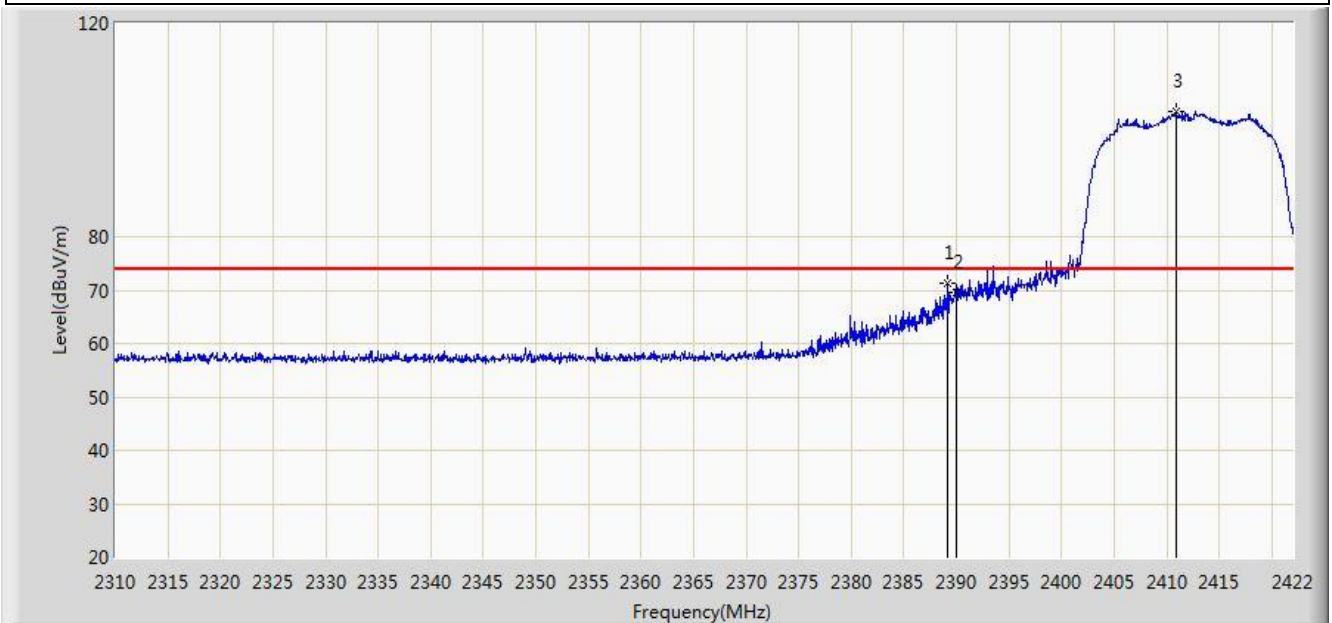


No	Flag	Mark	Frequency (MHz)	Measure Level (dBuV/m)	Reading Level (dBuV)	Over Limit (dB)	Limit (dBuV/m)	Factor (dB)	Type
1			2390.000	52.701	21.498	-1.299	54.000	31.203	AV
2		*	2410.800	92.029	60.857	N/A	N/A	31.172	AV

Note: Measure Level (dBμV) = Reading Level (dBμV) + Factor (dB)

Factor (dB) = Cable Loss (dB) + LISN Factor (dB)

Site: AC 1	Time: 2015/07/26 - 19:57
Limit: FCC_Part15.209_RE(3m)	Engineer: Roy Cheng
Probe: BBHA9120D_1-18GHz	Polarity: Vertical
EUT: BROADBAND CPE	Power: AC 120V/60Hz
Test Mode: Transmit by 802.11n-HT20 at channel 2412MHz Ant 1	

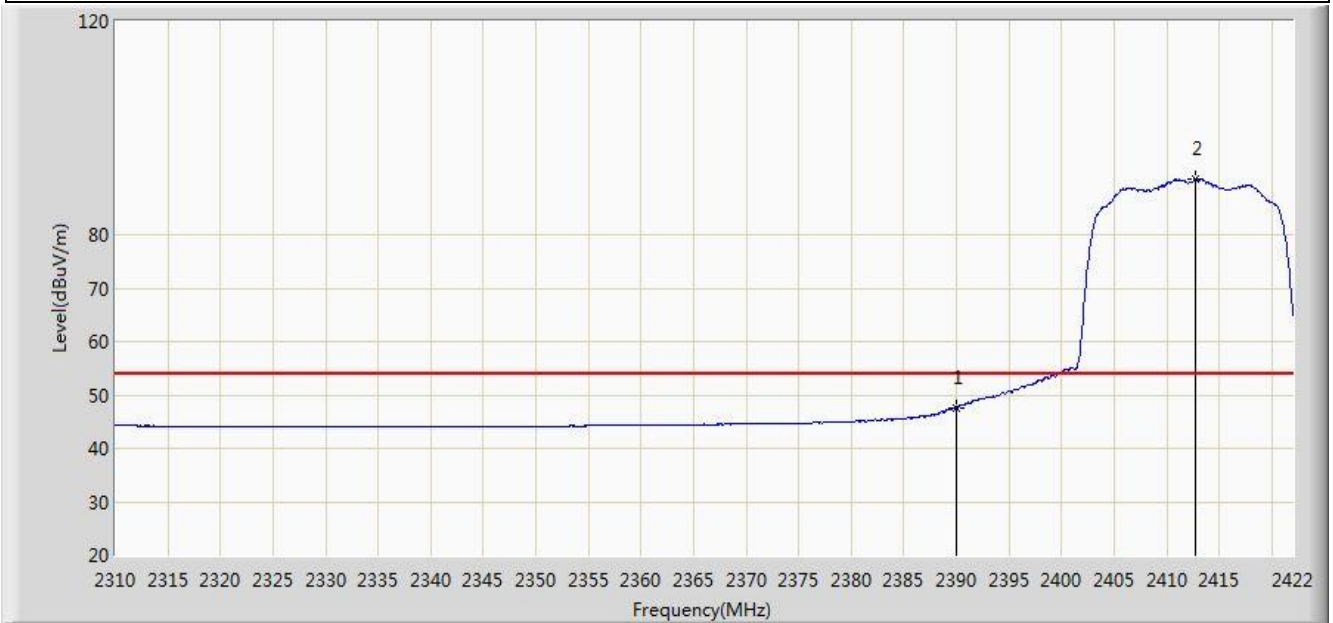


No	Flag	Mark	Frequency (MHz)	Measure Level (dBuV/m)	Reading Level (dBuV)	Over Limit (dB)	Limit (dBuV/m)	Factor (dB)	Type
1			2389.184	71.391	40.187	-2.609	74.000	31.204	PK
2			2390.000	69.573	38.370	-4.427	74.000	31.203	PK
3		*	2410.912	103.374	72.203	N/A	N/A	31.171	PK

Note: Measure Level (dB μ V) = Reading Level (dB μ V) + Factor (dB)

Factor (dB) = Cable Loss (dB) + LISN Factor (dB)

Site: AC 1	Time: 2015/07/26 - 20:00
Limit: FCC_Part15.209_RE(3m)	Engineer: Roy Cheng
Probe: BBHA9120D_1-18GHz	Polarity: Vertical
EUT: BROADBAND CPE	Power: AC 120V/60Hz
Test Mode: Transmit by 802.11n-HT20 at channel 2412MHz Ant 1	

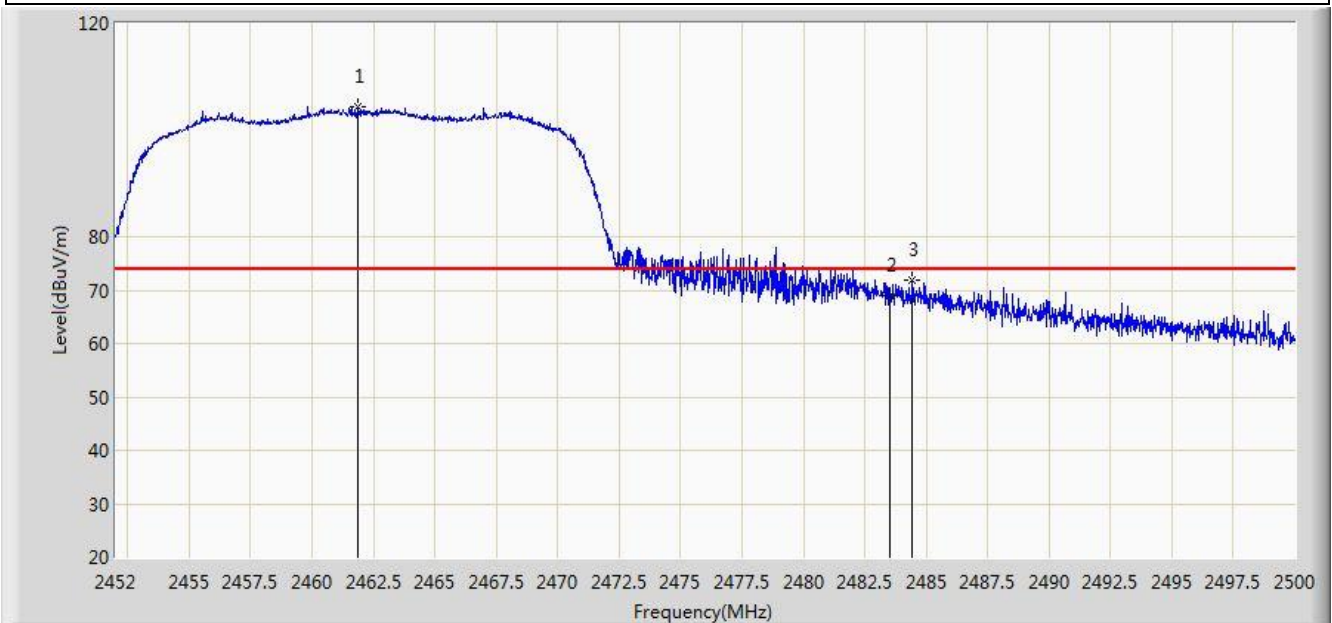


No	Flag	Mark	Frequency (MHz)	Measure Level (dBuV/m)	Reading Level (dBuV)	Over Limit (dB)	Limit (dBuV/m)	Factor (dB)	Type
1			2390.000	47.669	16.466	-6.331	54.000	31.203	AV
2		*	2412.704	90.407	59.239	N/A	N/A	31.168	AV

Note: Measure Level (dB μ V) = Reading Level (dB μ V) + Factor (dB)

Factor (dB) = Cable Loss (dB) + LISN Factor (dB)

Site: AC 1	Time: 2015/07/26 - 20:05
Limit: FCC_Part15.209_RE(3m)	Engineer: Roy Cheng
Probe: BBHA9120D_1-18GHz	Polarity: Horizontal
EUT: BROADBAND CPE	Power: AC 120V/60Hz
Test Mode: Transmit by 802.11n-HT20 at channel 2462MHz Ant 1	

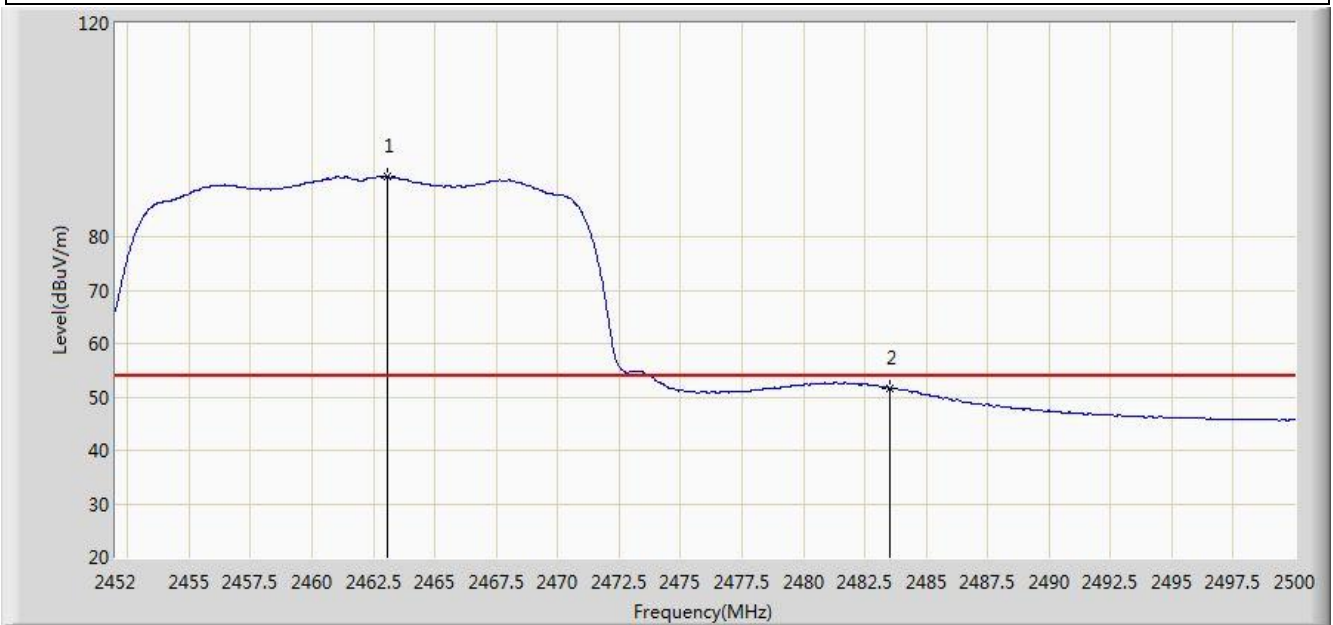


No	Flag	Mark	Frequency (MHz)	Measure Level (dBuV/m)	Reading Level (dBuV)	Over Limit (dB)	Limit (dBuV/m)	Factor (dB)	Type
1		*	2461.840	104.350	73.215	N/A	N/A	31.135	PK
2			2483.500	68.951	37.758	-5.049	74.000	31.194	PK
3			2484.424	71.820	40.624	-2.180	74.000	31.195	PK

Note: Measure Level (dB μ V) = Reading Level (dB μ V) + Factor (dB)

Factor (dB) = Cable Loss (dB) + LISN Factor (dB)

Site: AC 1	Time: 2015/07/26 - 20:07
Limit: FCC_Part15.209_RE(3m)	Engineer: Roy Cheng
Probe: BBHA9120D_1-18GHz	Polarity: Horizontal
EUT: BROADBAND CPE	Power: AC 120V/60Hz
Test Mode: Transmit by 802.11n-HT20 at channel 2462MHz Ant 1	

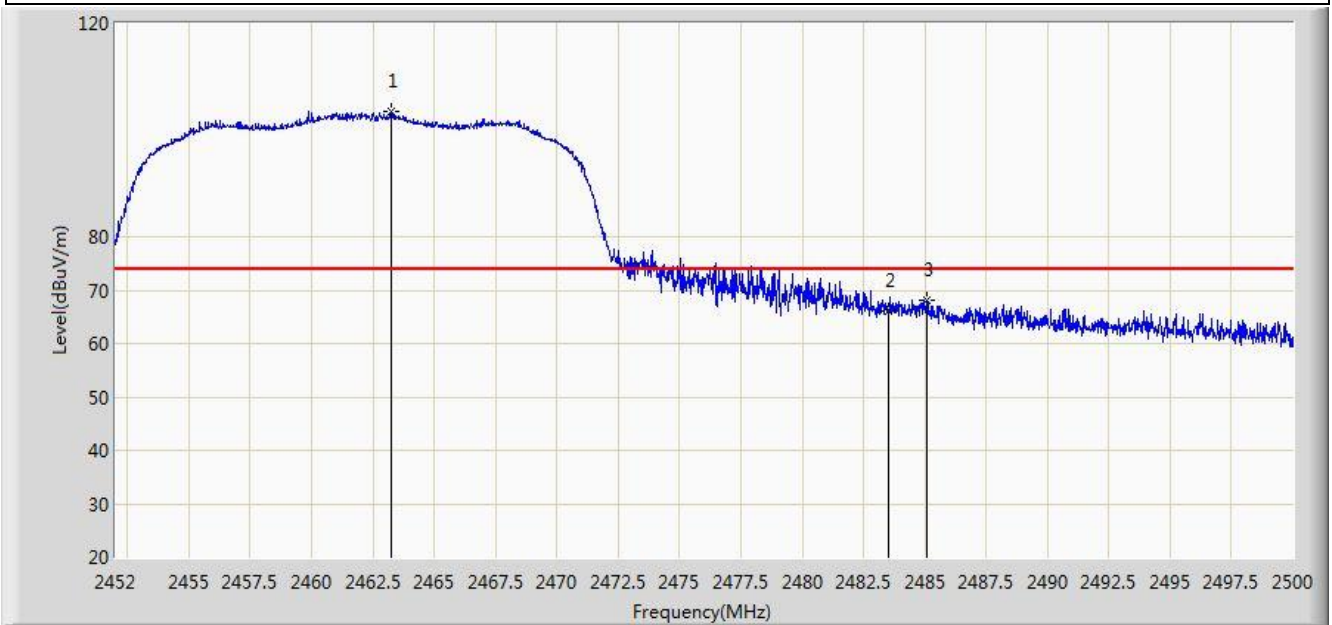


No	Flag	Mark	Frequency (MHz)	Measure Level (dBuV/m)	Reading Level (dBuV)	Over Limit (dB)	Limit (dBuV/m)	Factor (dB)	Type
1		*	2463.064	91.275	60.138	N/A	N/A	31.137	AV
2			2483.500	51.637	20.444	-2.363	54.000	31.194	AV

Note: Measure Level (dB μ V) = Reading Level (dB μ V) + Factor (dB)

Factor (dB) = Cable Loss (dB) + LISN Factor (dB)

Site: AC 1	Time: 2015/07/26 - 20:07
Limit: FCC_Part15.209_RE(3m)	Engineer: Roy Cheng
Probe: BBHA9120D_1-18GHz	Polarity: Vertical
EUT: BROADBAND CPE	Power: AC 120V/60Hz
Test Mode: Transmit by 802.11n-HT20 at channel 2462MHz Ant 1	

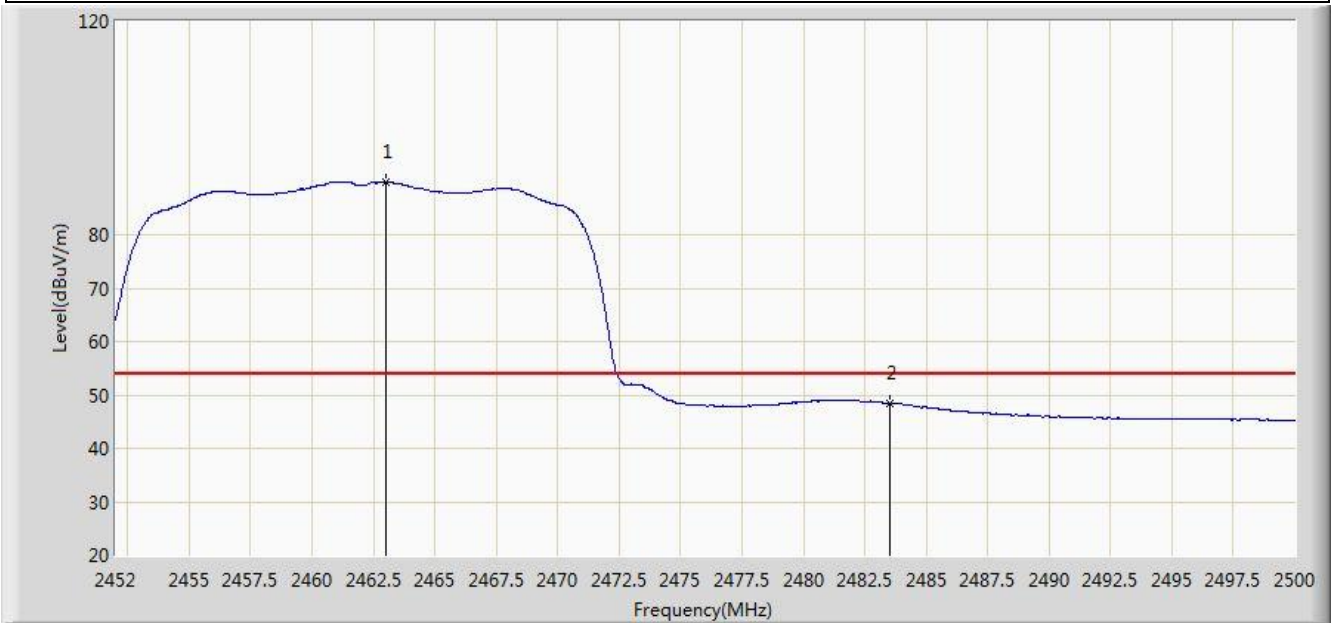


No	Flag	Mark	Frequency (MHz)	Measure Level (dBuV/m)	Reading Level (dBuV)	Over Limit (dB)	Limit (dBuV/m)	Factor (dB)	Type
1		*	2463.232	103.483	72.345	N/A	N/A	31.137	PK
2			2483.500	66.079	34.886	-7.921	74.000	31.194	PK
3			2485.072	68.171	36.974	-5.829	74.000	31.197	PK

Note: Measure Level (dB μ V) = Reading Level (dB μ V) + Factor (dB)

Factor (dB) = Cable Loss (dB) + LISN Factor (dB)

Site: AC 1	Time: 2015/07/26 - 20:10
Limit: FCC_Part15.209_RE(3m)	Engineer: Roy Cheng
Probe: BBHA9120D_1-18GHz	Polarity: Vertical
EUT: BROADBAND CPE	Power: AC 120V/60Hz
Test Mode: Transmit by 802.11n-HT20 at channel 2462MHz Ant 1	

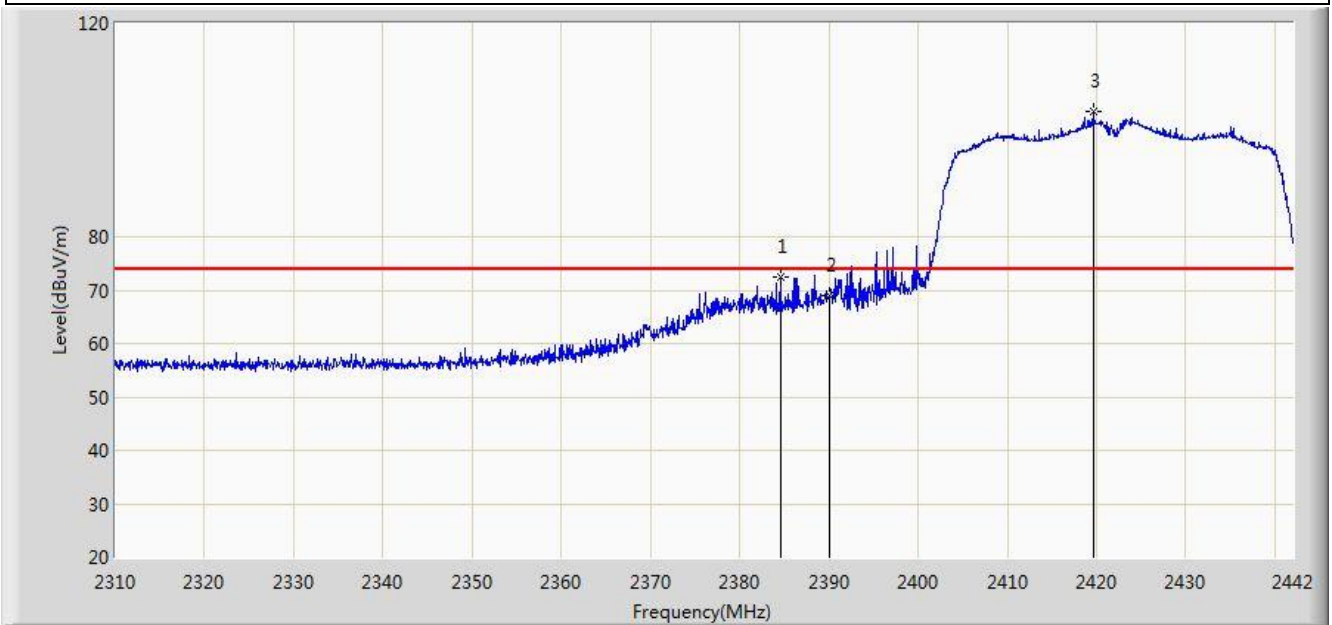


No	Flag	Mark	Frequency (MHz)	Measure Level (dBuV/m)	Reading Level (dBuV)	Over Limit (dB)	Limit (dBuV/m)	Factor (dB)	Type
1		*	2463.016	89.873	58.736	N/A	N/A	31.137	AV
2			2483.500	48.517	17.324	-5.483	54.000	31.194	AV

Note: Measure Level (dB μ V) = Reading Level (dB μ V) + Factor (dB)

Factor (dB) = Cable Loss (dB) + LISN Factor (dB)

Site: AC 1	Time: 2015/07/26 - 20:16
Limit: FCC_Part15.209_RE(3m)	Engineer: Roy Cheng
Probe: BBHA9120D_1-18GHz	Polarity: Horizontal
EUT: BROADBAND CPE	Power: AC 120V/60Hz
Test Mode: Transmit by 802.11n-HT40 at channel 2422MHz Ant 1	

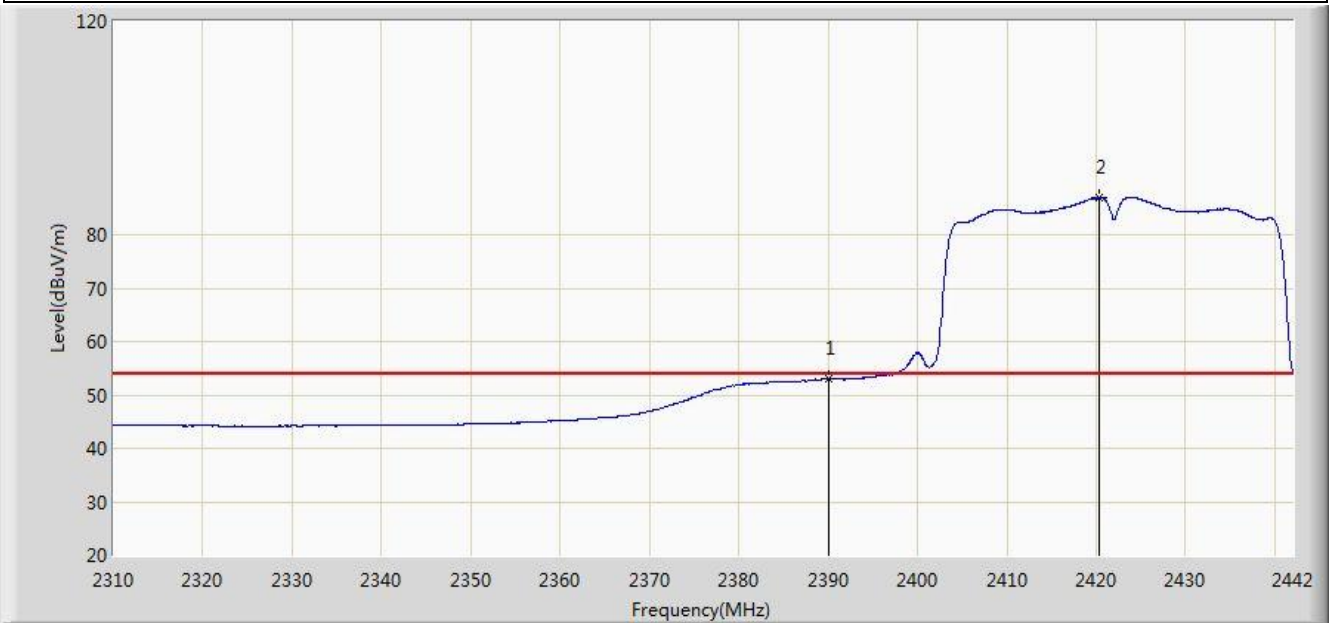


No	Flag	Mark	Frequency (MHz)	Measure Level (dBuV/m)	Reading Level (dBuV)	Over Limit (dB)	Limit (dBuV/m)	Factor (dB)	Type
1			2384.580	72.489	41.276	-1.511	74.000	31.213	PK
2			2390.000	68.880	37.677	-5.120	74.000	31.203	PK
3		*	2419.626	103.466	72.310	N/A	N/A	31.157	PK

Note: Measure Level (dB μ V) = Reading Level (dB μ V) + Factor (dB)

Factor (dB) = Cable Loss (dB) + LISN Factor (dB)

Site: AC 1	Time: 2015/07/26 - 20:16
Limit: FCC_Part15.209_RE(3m)	Engineer: Roy Cheng
Probe: BBHA9120D_1-18GHz	Polarity: Horizontal
EUT: BROADBAND CPE	Power: AC 120V/60Hz
Test Mode: Transmit by 802.11n-HT40 at channel 2422MHz Ant 1	

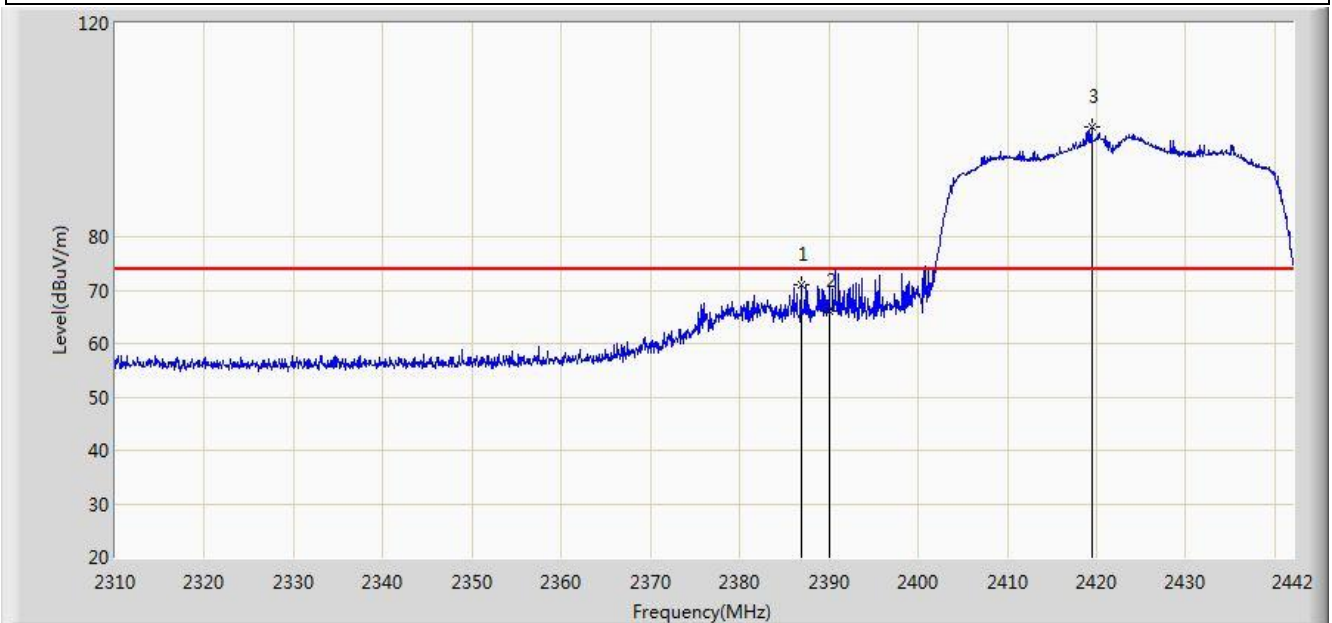


No	Flag	Mark	Frequency (MHz)	Measure Level (dBuV/m)	Reading Level (dBuV)	Over Limit (dB)	Limit (dBuV/m)	Factor (dB)	Type
1			2390.000	52.908	21.705	-1.092	54.000	31.203	AV
2		*	2420.286	86.934	55.779	N/A	N/A	31.155	AV

Note: Measure Level (dBμV) = Reading Level (dBμV) + Factor (dB)

Factor (dB) = Cable Loss (dB) + LISN Factor (dB)

Site: AC 1	Time: 2015/07/26 - 20:17
Limit: FCC_Part15.209_RE(3m)	Engineer: Roy Cheng
Probe: BBHA9120D_1-18GHz	Polarity: Vertical
EUT: BROADBAND CPE	Power: AC 120V/60Hz
Test Mode: Transmit by 802.11n-HT40 at channel 2422MHz Ant 1	

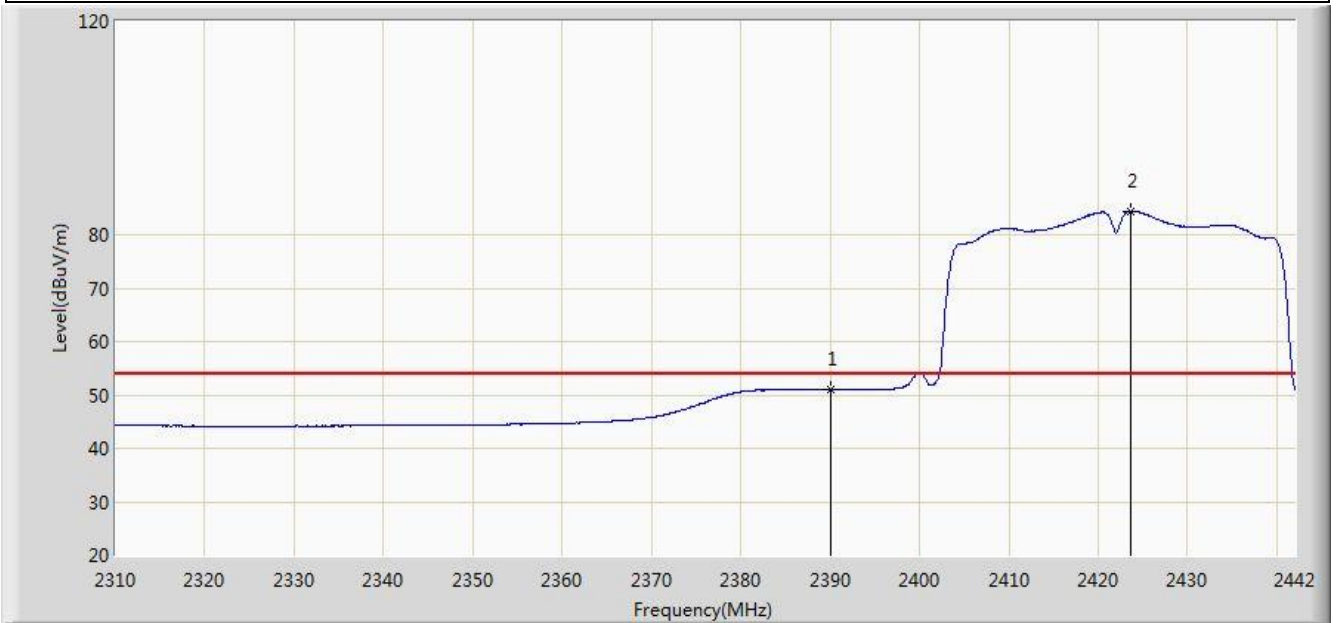


No	Flag	Mark	Frequency (MHz)	Measure Level (dBuV/m)	Reading Level (dBuV)	Over Limit (dB)	Limit (dBuV/m)	Factor (dB)	Type
1			2386.890	71.061	39.853	-2.939	74.000	31.209	PK
2			2390.000	66.147	34.944	-7.853	74.000	31.203	PK
3		*	2419.428	100.443	69.286	N/A	N/A	31.156	PK

Note: Measure Level (dB μ V) = Reading Level (dB μ V) + Factor (dB)

Factor (dB) = Cable Loss (dB) + LISN Factor (dB)

Site: AC 1	Time: 2015/07/26 - 20:20
Limit: FCC_Part15.209_RE(3m)	Engineer: Roy Cheng
Probe: BBHA9120D_1-18GHz	Polarity: Vertical
EUT: BROADBAND CPE	Power: AC 120V/60Hz
Test Mode: Transmit by 802.11n-HT40 at channel 2422MHz Ant 1	

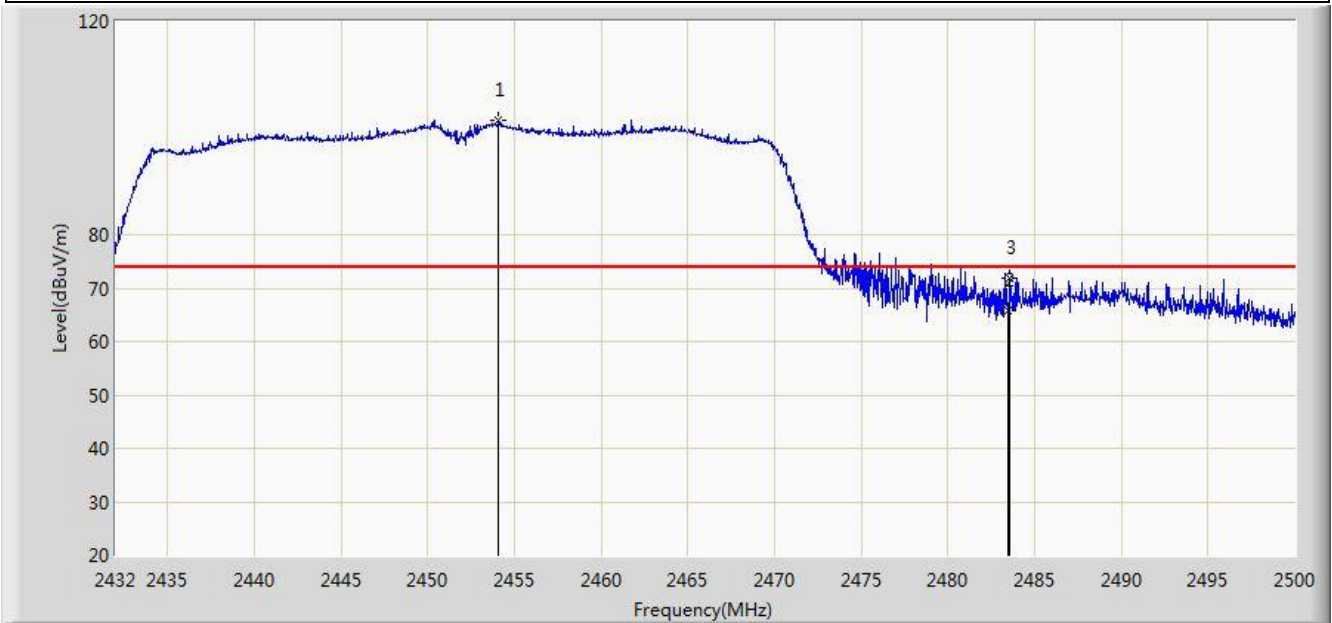


No	Flag	Mark	Frequency (MHz)	Measure Level (dBuV/m)	Reading Level (dBuV)	Over Limit (dB)	Limit (dBuV/m)	Factor (dB)	Type
1			2390.000	51.046	19.843	-2.954	54.000	31.203	AV
2		*	2423.718	84.442	53.293	N/A	N/A	31.149	AV

Note: Measure Level (dB μ V) = Reading Level (dB μ V) + Factor (dB)

Factor (dB) = Cable Loss (dB) + LISN Factor (dB)

Site: AC 1	Time: 2015/07/26 - 20:24
Limit: FCC_Part15.209_RE(3m)	Engineer: Roy Cheng
Probe: BBHA9120D_1-18GHz	Polarity: Horizontal
EUT: BROADBAND CPE	Power: AC 120V/60Hz
Test Mode: Transmit by 802.11n-HT40 at channel 2452MHz Ant 1	

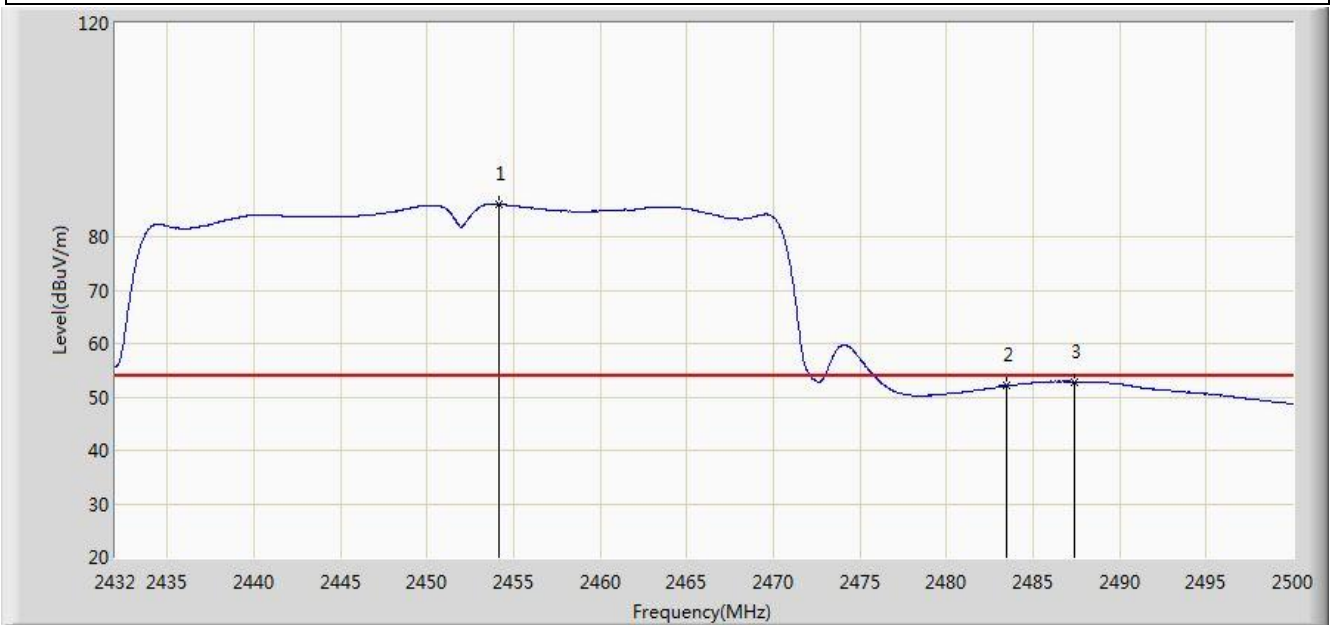


No	Flag	Mark	Frequency (MHz)	Measure Level (dBuV/m)	Reading Level (dBuV)	Over Limit (dB)	Limit (dBuV/m)	Factor (dB)	Type
1		*	2454.066	101.585	70.464	N/A	N/A	31.121	PK
2			2483.500	65.706	34.513	-8.294	74.000	31.194	PK
3			2483.578	71.977	40.783	-2.023	74.000	31.194	PK

Note: Measure Level (dB μ V) = Reading Level (dB μ V) + Factor (dB)

Factor (dB) = Cable Loss (dB) + LISN Factor (dB)

Site: AC 1	Time: 2015/07/26 - 20:27
Limit: FCC_Part15.209_RE(3m)	Engineer: Roy Cheng
Probe: BBHA9120D_1-18GHz	Polarity: Horizontal
EUT: BROADBAND CPE	Power: AC 120V/60Hz
Test Mode: Transmit by 802.11n-HT40 at channel 2452MHz Ant 1	

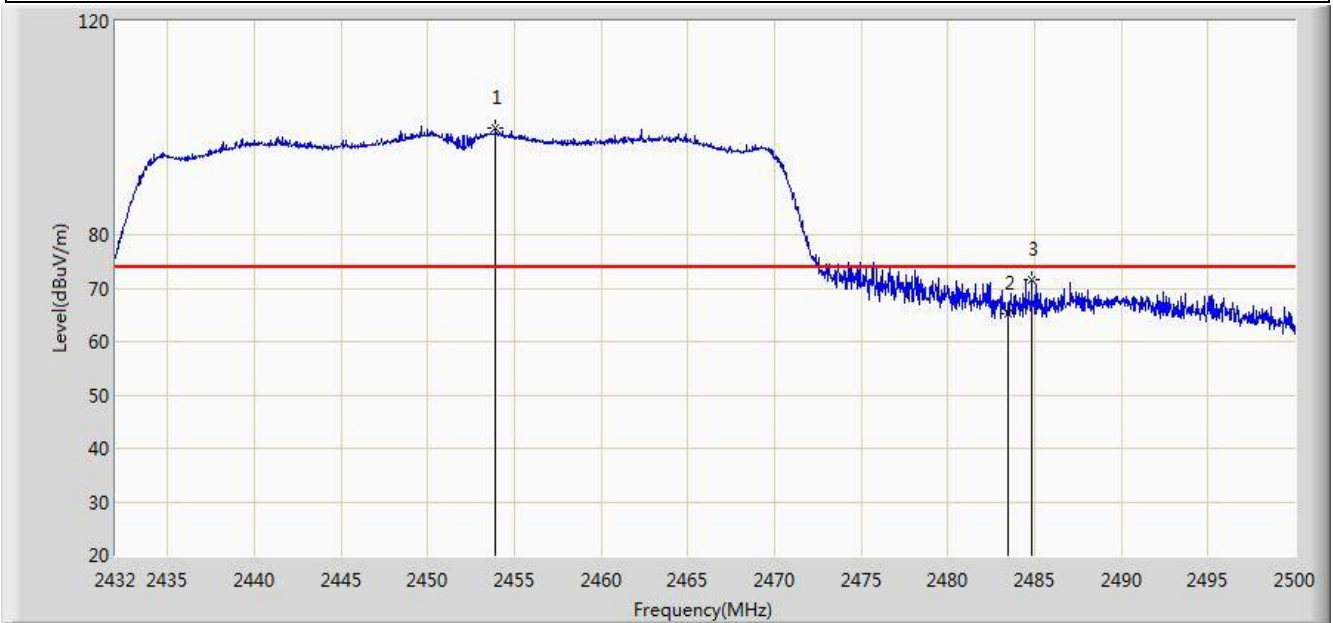


No	Flag	Mark	Frequency (MHz)	Measure Level (dBuV/m)	Reading Level (dBuV)	Over Limit (dB)	Limit (dBuV/m)	Factor (dB)	Type
1		*	2454.168	86.156	55.035	N/A	N/A	31.121	AV
2			2483.500	52.144	20.951	-1.856	54.000	31.194	AV
3			2487.352	52.885	21.682	-1.115	54.000	31.204	AV

Note: Measure Level (dB μ V) = Reading Level (dB μ V) + Factor (dB)

Factor (dB) = Cable Loss (dB) + LISN Factor (dB)

Site: AC 1	Time: 2015/07/26 - 20:28
Limit: FCC_Part15.209_RE(3m)	Engineer: Roy Cheng
Probe: BBHA9120D_1-18GHz	Polarity: Vertical
EUT: BROADBAND CPE	Power: AC 120V/60Hz
Test Mode: Transmit by 802.11n-HT40 at channel 2452MHz Ant 1	

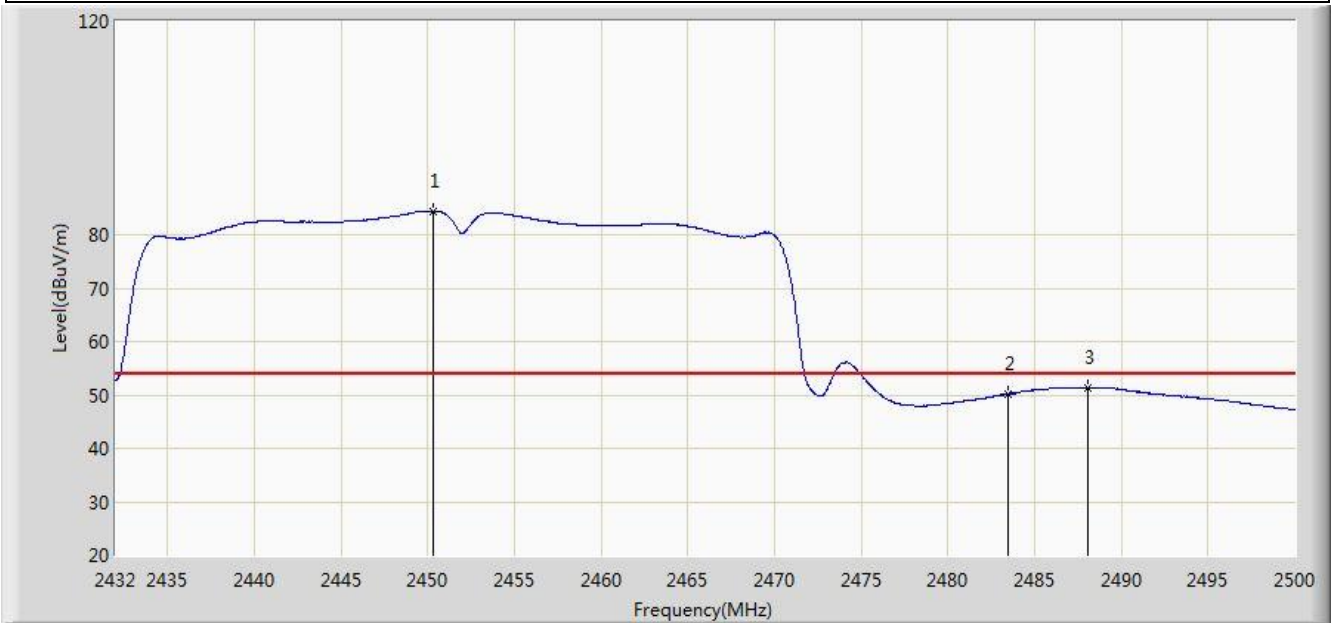


No	Flag	Mark	Frequency (MHz)	Measure Level (dBuV/m)	Reading Level (dBuV)	Over Limit (dB)	Limit (dBuV/m)	Factor (dB)	Type
1		*	2453.930	99.860	68.739	N/A	N/A	31.121	PK
2			2483.500	65.282	34.089	-8.718	74.000	31.194	PK
3			2484.836	71.537	40.340	-2.463	74.000	31.197	PK

Note: Measure Level (dB μ V) = Reading Level (dB μ V) + Factor (dB)

Factor (dB) = Cable Loss (dB) + LISN Factor (dB)

Site: AC 1	Time: 2015/07/26 - 20:31
Limit: FCC_Part15.209_RE(3m)	Engineer: Roy Cheng
Probe: BBHA9120D_1-18GHz	Polarity: Vertical
EUT: BROADBAND CPE	Power: AC 120V/60Hz
Test Mode: Transmit by 802.11n-HT40 at channel 2452MHz Ant 1	

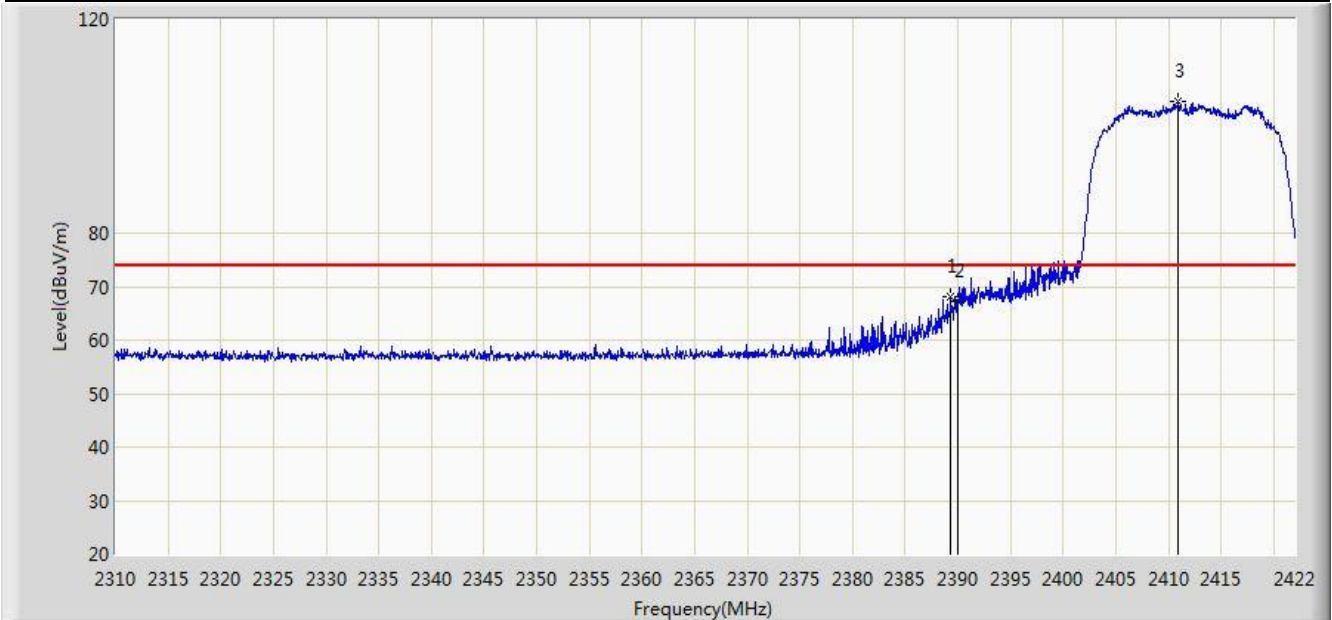


No	Flag	Mark	Frequency (MHz)	Measure Level (dBuV/m)	Reading Level (dBuV)	Over Limit (dB)	Limit (dBuV/m)	Factor (dB)	Type
1		*	2450.360	84.459	53.344	N/A	N/A	31.115	AV
2			2483.500	50.236	19.043	-3.764	54.000	31.194	AV
3			2488.032	51.401	20.196	-2.599	54.000	31.205	AV

Note: Measure Level (dB μ V) = Reading Level (dB μ V) + Factor (dB)

Factor (dB) = Cable Loss (dB) + LISN Factor (dB)

Site: AC 1	Time: 2015/07/26 - 20:44
Limit: FCC_Part15.209_RE(3m)	Engineer: Roy Cheng
Probe: BBHA9120D_1-18GHz	Polarity: Horizontal
EUT: BROADBAND CPE	Power: AC 120V/60Hz
Test Mode: Transmit by 802.11n-HT20 at channel 2412MHz Ant 0+1	

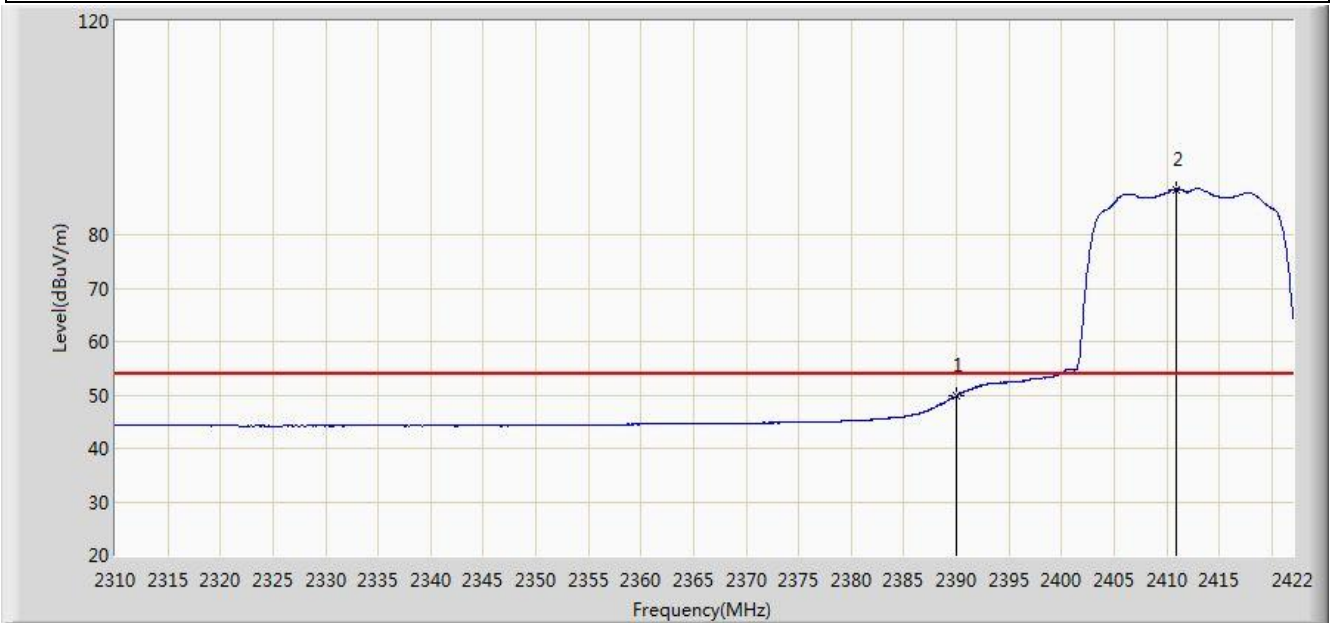


No	Flag	Mark	Frequency (MHz)	Measure Level (dBuV/m)	Reading Level (dBuV)	Over Limit (dB)	Limit (dBuV/m)	Factor (dB)	Type
1			2389.296	68.088	36.884	-5.912	74.000	31.204	PK
2			2390.000	67.129	35.926	-6.871	74.000	31.203	PK
3		*	2410.968	104.533	73.362	N/A	N/A	31.171	PK

Note: Measure Level (dBμV) = Reading Level (dBμV) + Factor (dB)

Factor (dB) = Cable Loss (dB) + LISN Factor (dB)

Site: AC 1	Time: 2015/07/26 - 20:46
Limit: FCC_Part15.209_RE(3m)	Engineer: Roy Cheng
Probe: BBHA9120D_1-18GHz	Polarity: Horizontal
EUT: BROADBAND CPE	Power: AC 120V/60Hz
Test Mode: Transmit by 802.11n-HT20 at channel 2412MHz Ant 0+1	

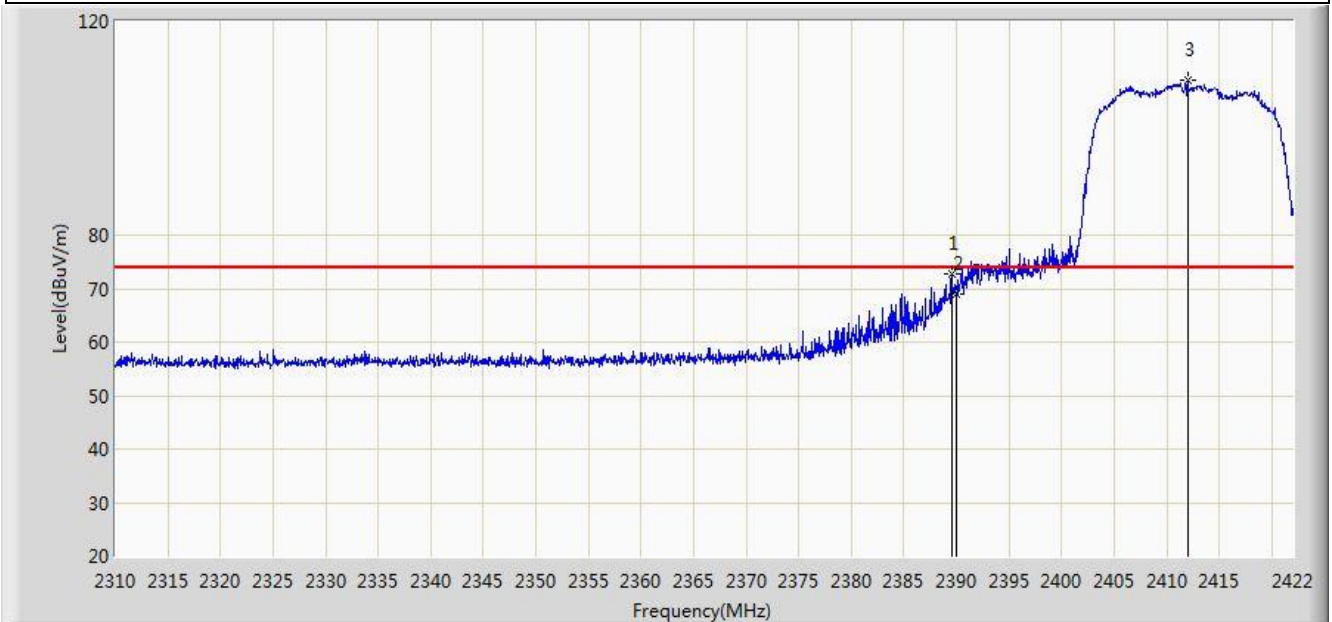


No	Flag	Mark	Frequency (MHz)	Measure Level (dBuV/m)	Reading Level (dBuV)	Over Limit (dB)	Limit (dBuV/m)	Factor (dB)	Type
1			2390.000	49.823	18.620	-4.177	54.000	31.203	AV
2		*	2410.856	88.496	57.325	N/A	N/A	31.172	AV

Note: Measure Level (dB μ V) = Reading Level (dB μ V) + Factor (dB)

Factor (dB) = Cable Loss (dB) + LISN Factor (dB)

Site: AC 1	Time: 2015/07/26 - 20:41
Limit: FCC_Part15.209_RE(3m)	Engineer: Roy Cheng
Probe: BBHA9120D_1-18GHz	Polarity: Vertical
EUT: BROADBAND CPE	Power: AC 120V/60Hz
Test Mode: Transmit by 802.11n-HT20 at channel 2412MHz Ant 0+1	

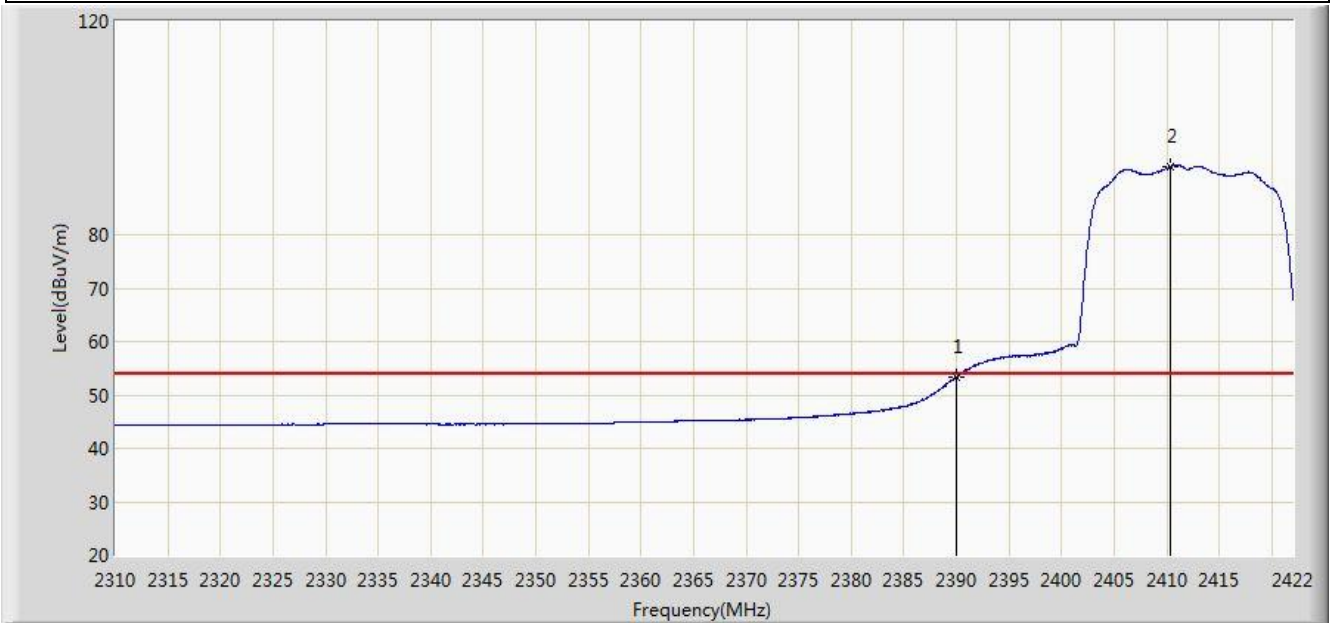


No	Flag	Mark	Frequency (MHz)	Measure Level (dBuV/m)	Reading Level (dBuV)	Over Limit (dB)	Limit (dBuV/m)	Factor (dB)	Type
1			2389.576	72.811	41.607	-1.189	74.000	31.204	PK
2			2390.000	68.867	37.664	-5.133	74.000	31.203	PK
3		*	2412.032	108.960	77.790	N/A	N/A	31.170	PK

Note: Measure Level (dB μ V) = Reading Level (dB μ V) + Factor (dB)

Factor (dB) = Cable Loss (dB) + LISN Factor (dB)

Site: AC 1	Time: 2015/07/26 - 20:40
Limit: FCC_Part15.209_RE(3m)	Engineer: Roy Cheng
Probe: BBHA9120D_1-18GHz	Polarity: Vertical
EUT: BROADBAND CPE	Power: AC 120V/60Hz
Test Mode: Transmit by 802.11n-HT20 at channel 2412MHz Ant 0+1	

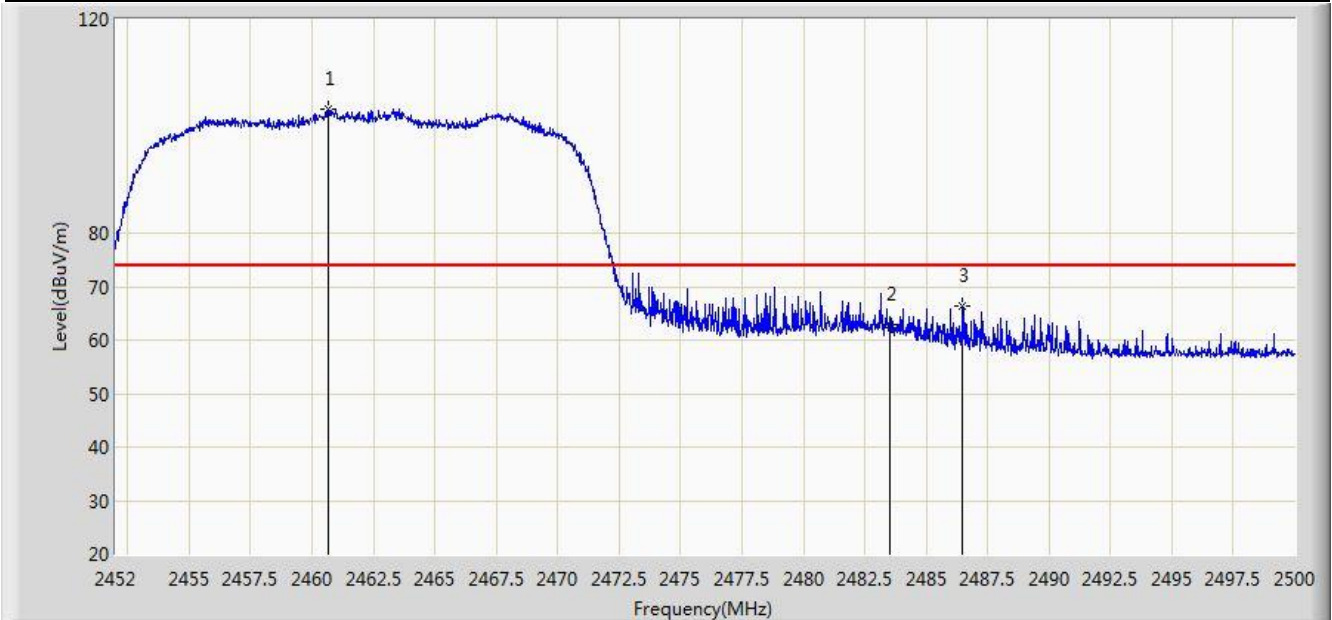


No	Flag	Mark	Frequency (MHz)	Measure Level (dBuV/m)	Reading Level (dBuV)	Over Limit (dB)	Limit (dBuV/m)	Factor (dB)	Type
1			2390.000	53.397	22.194	-0.603	54.000	31.203	AV
2		*	2410.408	92.833	61.661	N/A	N/A	31.172	AV

Note: Measure Level (dB μ V) = Reading Level (dB μ V) + Factor (dB)

Factor (dB) = Cable Loss (dB) + LISN Factor (dB)

Site: AC 1	Time: 2015/07/26 - 20:55
Limit: FCC_Part15.209_RE(3m)	Engineer: Roy Cheng
Probe: BBHA9120D_1-18GHz	Polarity: Horizontal
EUT: BROADBAND CPE	Power: AC 120V/60Hz
Test Mode: Transmit by 802.11n-HT20 at channel 2462MHz Ant 0+1	

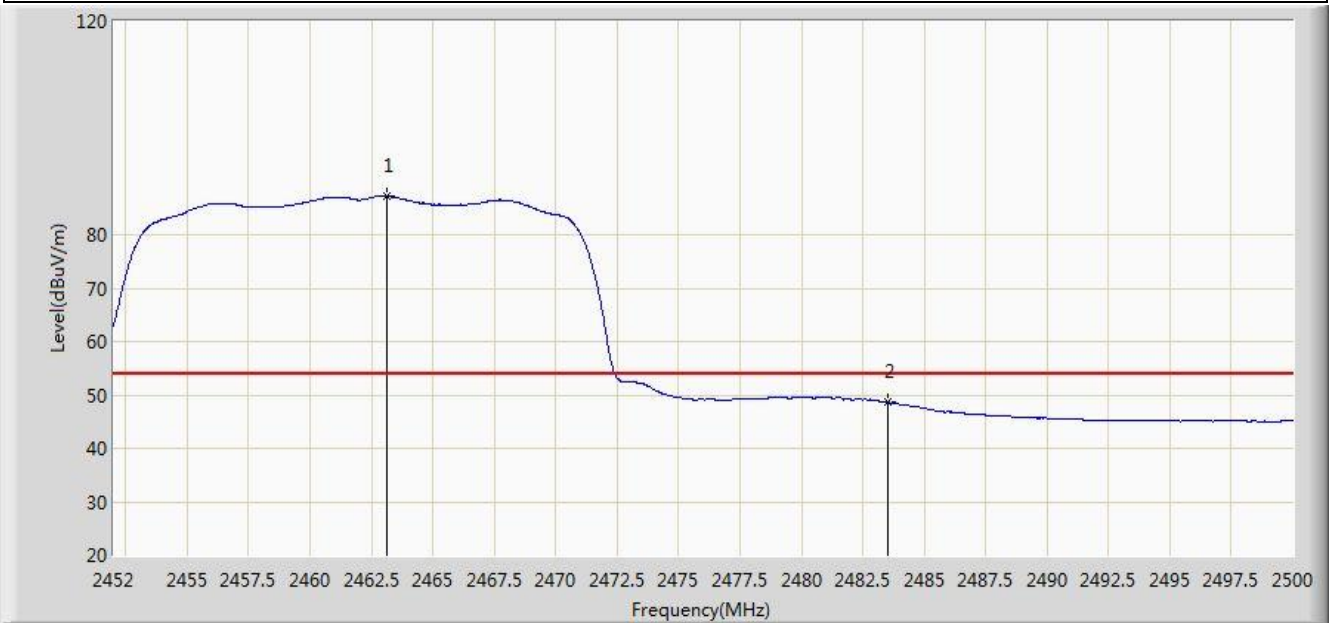


No	Flag	Mark	Frequency (MHz)	Measure Level (dBuV/m)	Reading Level (dBuV)	Over Limit (dB)	Limit (dBuV/m)	Factor (dB)	Type
1		*	2460.640	103.067	71.934	N/A	N/A	31.133	PK
2			2483.500	62.867	31.674	-11.133	74.000	31.194	PK
3			2486.488	66.311	35.110	-7.689	74.000	31.201	PK

Note: Measure Level (dBuV) = Reading Level (dBuV) + Factor (dB)

Factor (dB) = Cable Loss (dB) + LISN Factor (dB)

Site: AC 1	Time: 2015/07/26 - 20:57
Limit: FCC_Part15.209_RE(3m)	Engineer: Roy Cheng
Probe: BBHA9120D_1-18GHz	Polarity: Horizontal
EUT: BROADBAND CPE	Power: AC 120V/60Hz
Test Mode: Transmit by 802.11n-HT20 at channel 2462MHz Ant 0+1	

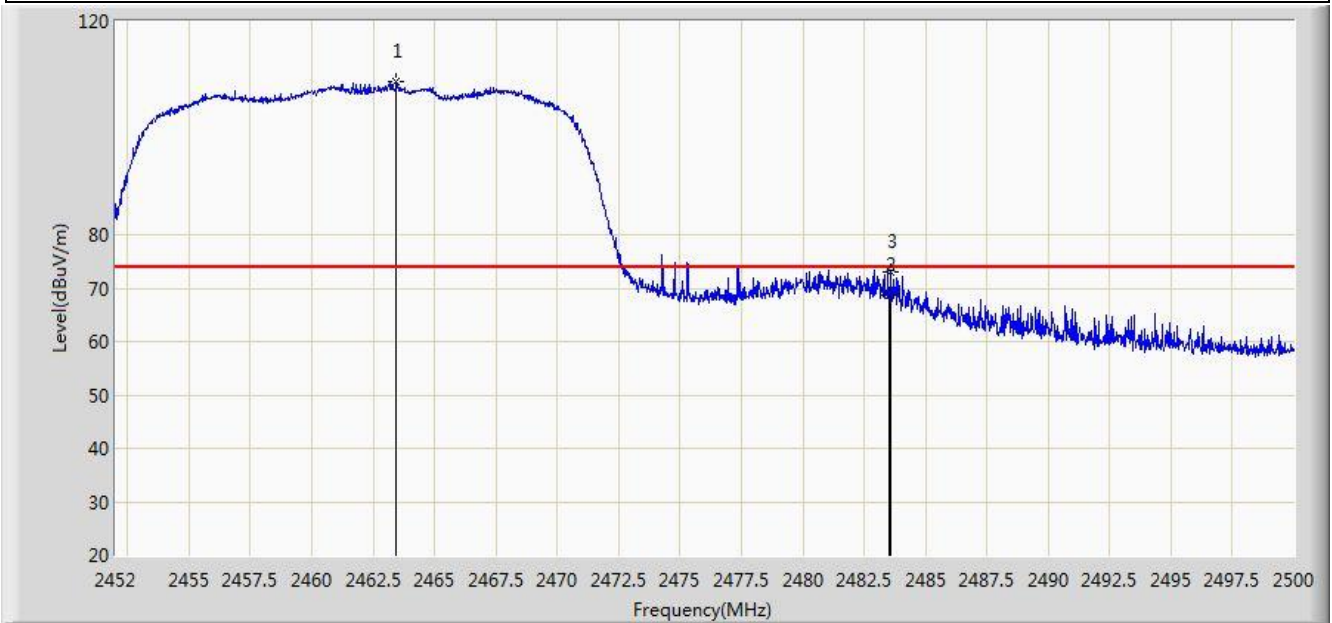


No	Flag	Mark	Frequency (MHz)	Measure Level (dBuV/m)	Reading Level (dBuV)	Over Limit (dB)	Limit (dBuV/m)	Factor (dB)	Type
1		*	2463.112	87.239	56.102	N/A	N/A	31.137	AV
2			2483.500	48.637	17.444	-5.363	54.000	31.194	AV

Note: Measure Level (dBμV) = Reading Level (dBμV) + Factor (dB)

Factor (dB) = Cable Loss (dB) + LISN Factor (dB)

Site: AC 1	Time: 2015/07/26 - 20:53
Limit: FCC_Part15.209_RE(3m)	Engineer: Roy Cheng
Probe: BBHA9120D_1-18GHz	Polarity: Vertical
EUT: BROADBAND CPE	Power: AC 120V/60Hz
Test Mode: Transmit by 802.11n-HT20 at channel 2462MHz Ant 0+1	

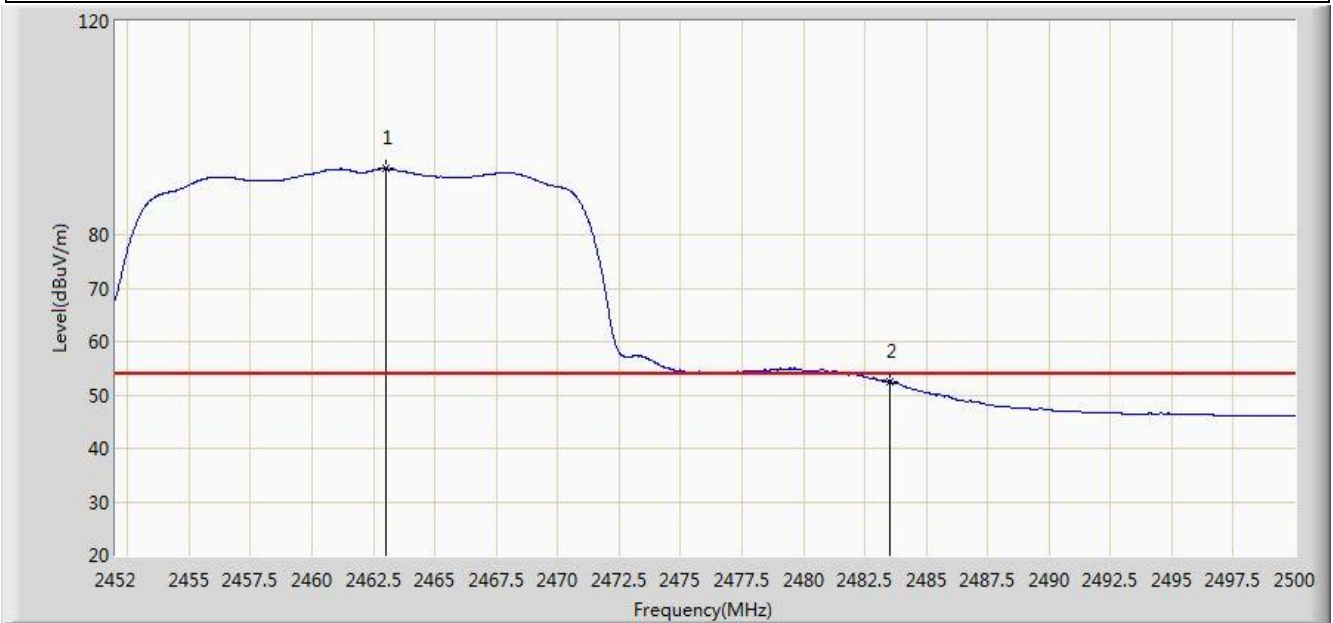


No	Flag	Mark	Frequency (MHz)	Measure Level (dBuV/m)	Reading Level (dBuV)	Over Limit (dB)	Limit (dBuV/m)	Factor (dB)	Type
1		*	2463.424	108.736	77.598	N/A	N/A	31.138	PK
2			2483.500	68.826	37.633	-5.174	74.000	31.194	PK
3			2483.608	73.164	41.970	-0.836	74.000	31.194	PK

Note: Measure Level (dB μ V) = Reading Level (dB μ V) + Factor (dB)

Factor (dB) = Cable Loss (dB) + LISN Factor (dB)

Site: AC 1	Time: 2015/07/26 - 20:54
Limit: FCC_Part15.209_RE(3m)	Engineer: Roy Cheng
Probe: BBHA9120D_1-18GHz	Polarity: Vertical
EUT: BROADBAND CPE	Power: AC 120V/60Hz
Test Mode: Transmit by 802.11n-HT20 at channel 2462MHz Ant 0+1	

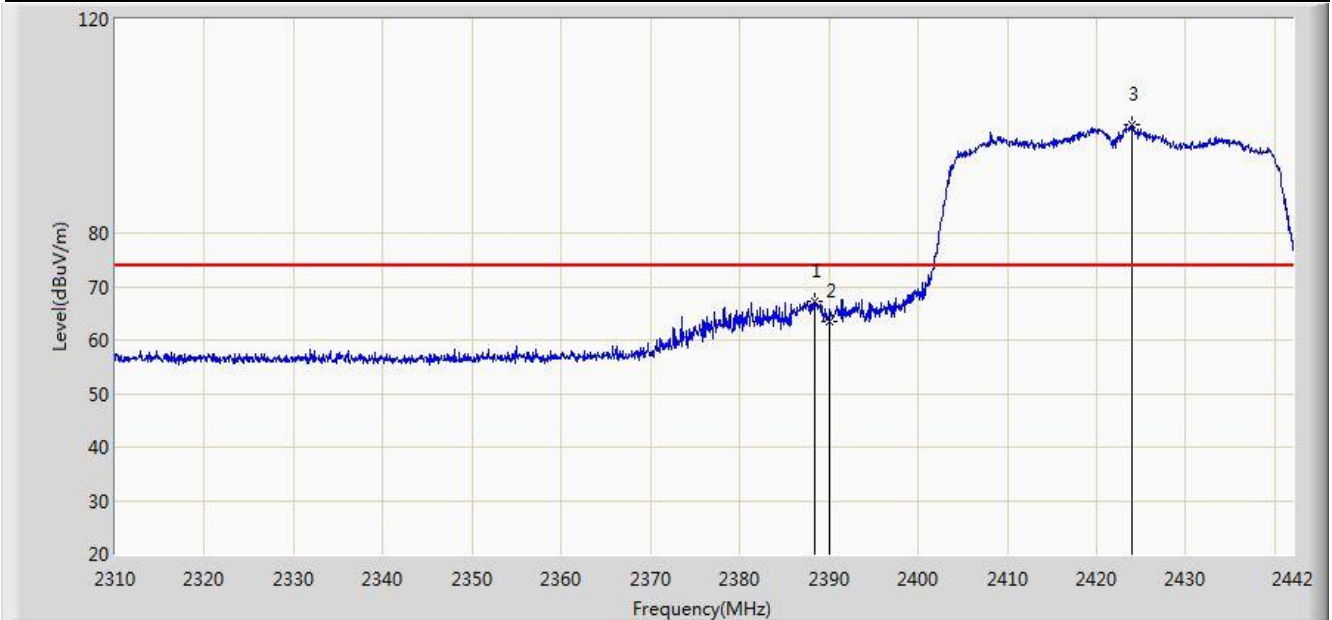


No	Flag	Mark	Frequency (MHz)	Measure Level (dBuV/m)	Reading Level (dBuV)	Over Limit (dB)	Limit (dBuV/m)	Factor (dB)	Type
1		*	2463.016	92.370	61.233	N/A	N/A	31.137	AV
2			2483.500	52.603	21.410	-1.397	54.000	31.194	AV

Note: Measure Level (dB μ V) = Reading Level (dB μ V) + Factor (dB)

Factor (dB) = Cable Loss (dB) + LISN Factor (dB)

Site: AC 1	Time: 2015/07/26 - 21:05
Limit: FCC_Part15.209_RE(3m)	Engineer: Roy Cheng
Probe: BBHA9120D_1-18GHz	Polarity: Horizontal
EUT: BROADBAND CPE	Power: AC 120V/60Hz
Test Mode: Transmit by 802.11n-HT40 at channel 2422MHz Ant 0+1	

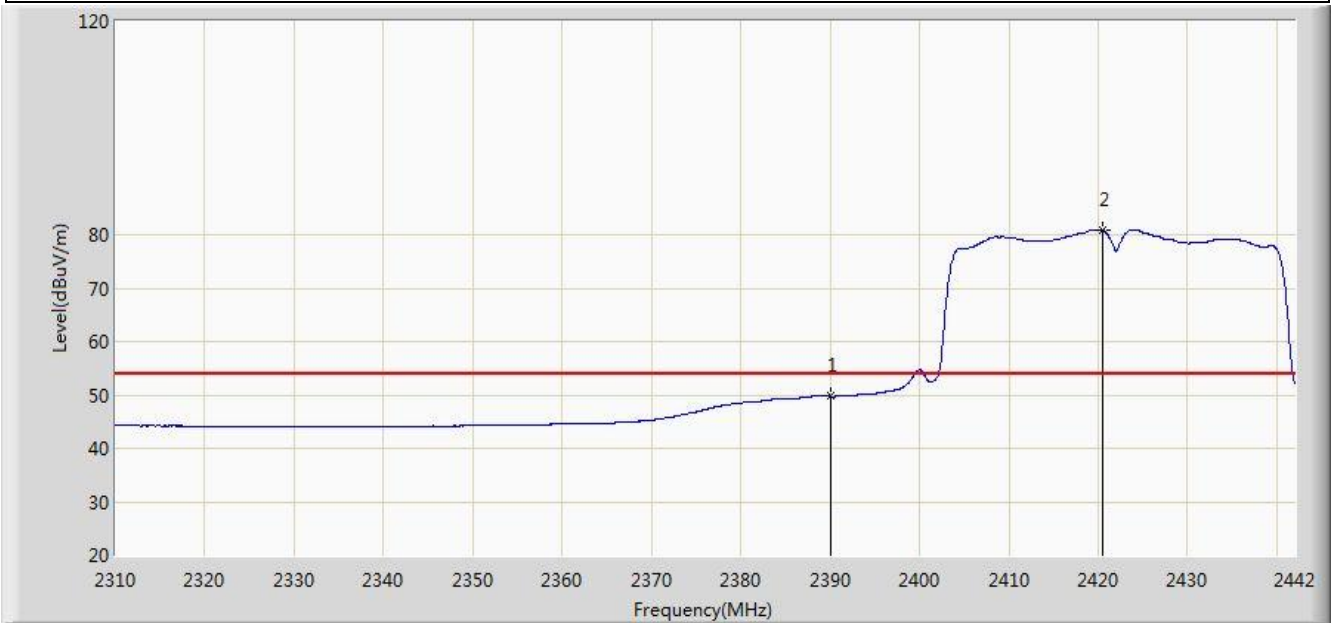


No	Flag	Mark	Frequency (MHz)	Measure Level (dBuV/m)	Reading Level (dBuV)	Over Limit (dB)	Limit (dBuV/m)	Factor (dB)	Type
1			2388.342	67.123	35.917	-6.877	74.000	31.206	PK
2			2390.000	63.338	32.135	-10.662	74.000	31.203	PK
3		*	2424.048	100.332	69.183	N/A	N/A	31.148	PK

Note: Measure Level (dBuV) = Reading Level (dBuV) + Factor (dB)

Factor (dB) = Cable Loss (dB) + LISN Factor (dB)

Site: AC 1	Time: 2015/07/26 - 21:07
Limit: FCC_Part15.209_RE(3m)	Engineer: Roy Cheng
Probe: BBHA9120D_1-18GHz	Polarity: Horizontal
EUT: BROADBAND CPE	Power: AC 120V/60Hz
Test Mode: Transmit by 802.11n-HT40 at channel 2422MHz Ant 0+1	

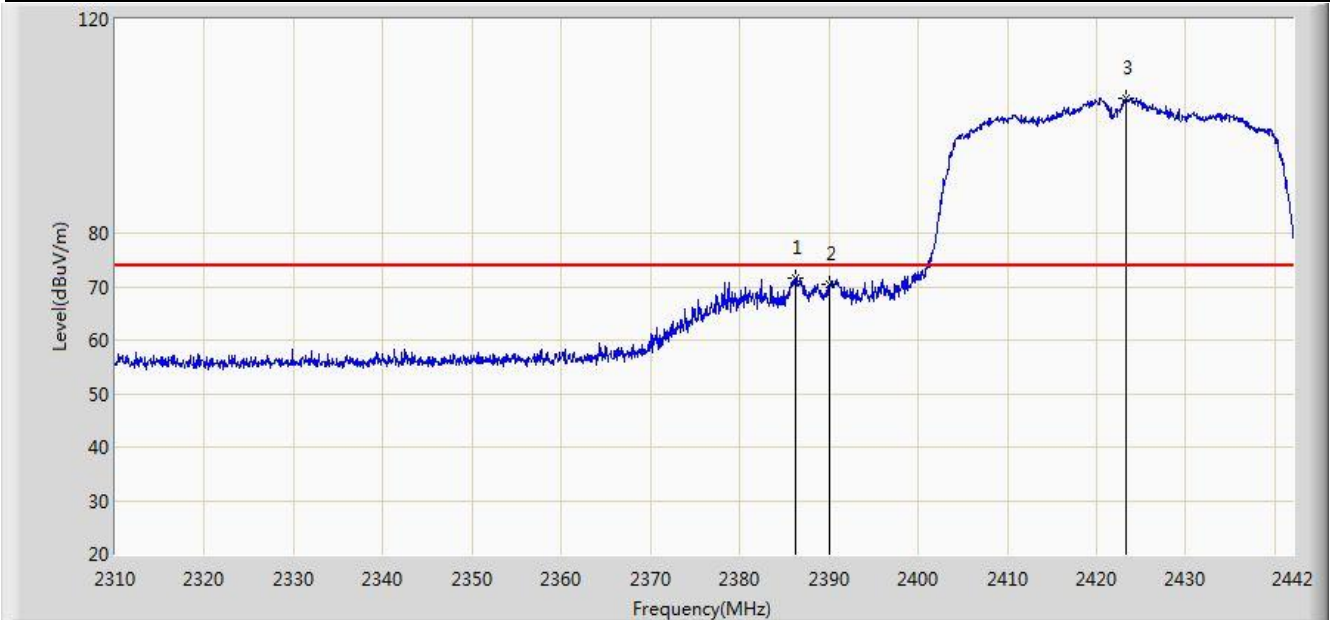


No	Flag	Mark	Frequency (MHz)	Measure Level (dBuV/m)	Reading Level (dBuV)	Over Limit (dB)	Limit (dBuV/m)	Factor (dB)	Type
1			2390.000	49.775	18.572	-4.225	54.000	31.203	AV
2		*	2420.550	80.778	49.623	N/A	N/A	31.155	AV

Note: Measure Level (dB μ V) = Reading Level (dB μ V) + Factor (dB)

Factor (dB) = Cable Loss (dB) + LISN Factor (dB)

Site: AC 1	Time: 2015/07/26 - 21:04
Limit: FCC_Part15.209_RE(3m)	Engineer: Roy Cheng
Probe: BBHA9120D_1-18GHz	Polarity: Vertical
EUT: BROADBAND CPE	Power: AC 120V/60Hz
Test Mode: Transmit by 802.11n-HT40 at channel 2422MHz Ant 0+1	

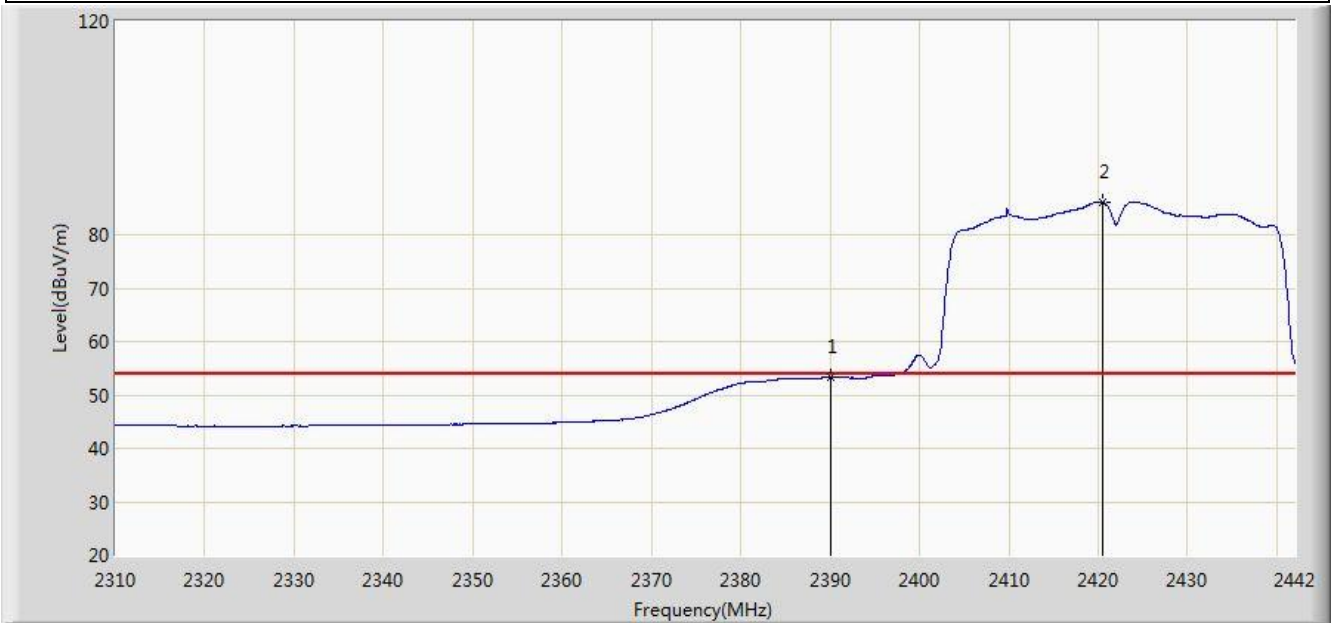


No	Flag	Mark	Frequency (MHz)	Measure Level (dBuV/m)	Reading Level (dBuV)	Over Limit (dB)	Limit (dBuV/m)	Factor (dB)	Type
1			2386.230	71.699	40.489	-2.301	74.000	31.210	PK
2			2390.000	70.342	39.139	-3.658	74.000	31.203	PK
3		*	2423.388	105.328	74.178	N/A	N/A	31.150	PK

Note: Measure Level (dB μ V) = Reading Level (dB μ V) + Factor (dB)

Factor (dB) = Cable Loss (dB) + LISN Factor (dB)

Site: AC 1	Time: 2015/07/26 - 21:03
Limit: FCC_Part15.209_RE(3m)	Engineer: Roy Cheng
Probe: BBHA9120D_1-18GHz	Polarity: Vertical
EUT: BROADBAND CPE	Power: AC 120V/60Hz
Test Mode: Transmit by 802.11n-HT40 at channel 2422MHz Ant 0+1	

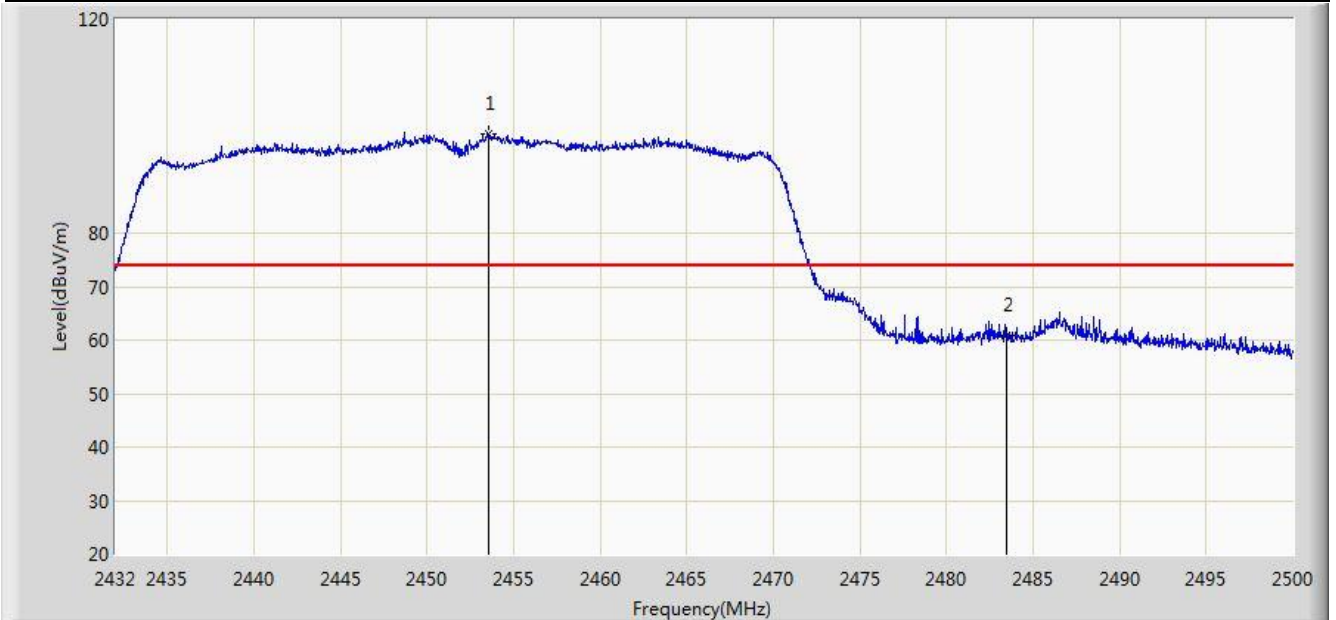


No	Flag	Mark	Frequency (MHz)	Measure Level (dBuV/m)	Reading Level (dBuV)	Over Limit (dB)	Limit (dBuV/m)	Factor (dB)	Type
1			2390.000	53.303	22.100	-0.697	54.000	31.203	AV
2		*	2420.550	86.065	54.910	N/A	N/A	31.155	AV

Note: Measure Level (dB μ V) = Reading Level (dB μ V) + Factor (dB)

Factor (dB) = Cable Loss (dB) + LISN Factor (dB)

Site: AC 1	Time: 2015/07/26 - 21:17
Limit: FCC_Part15.209_RE(3m)	Engineer: Roy Cheng
Probe: BBHA9120D_1-18GHz	Polarity: Horizontal
EUT: BROADBAND CPE	Power: AC 120V/60Hz
Test Mode: Transmit by 802.11n-HT40 at channel 2452MHz Ant 0+1	

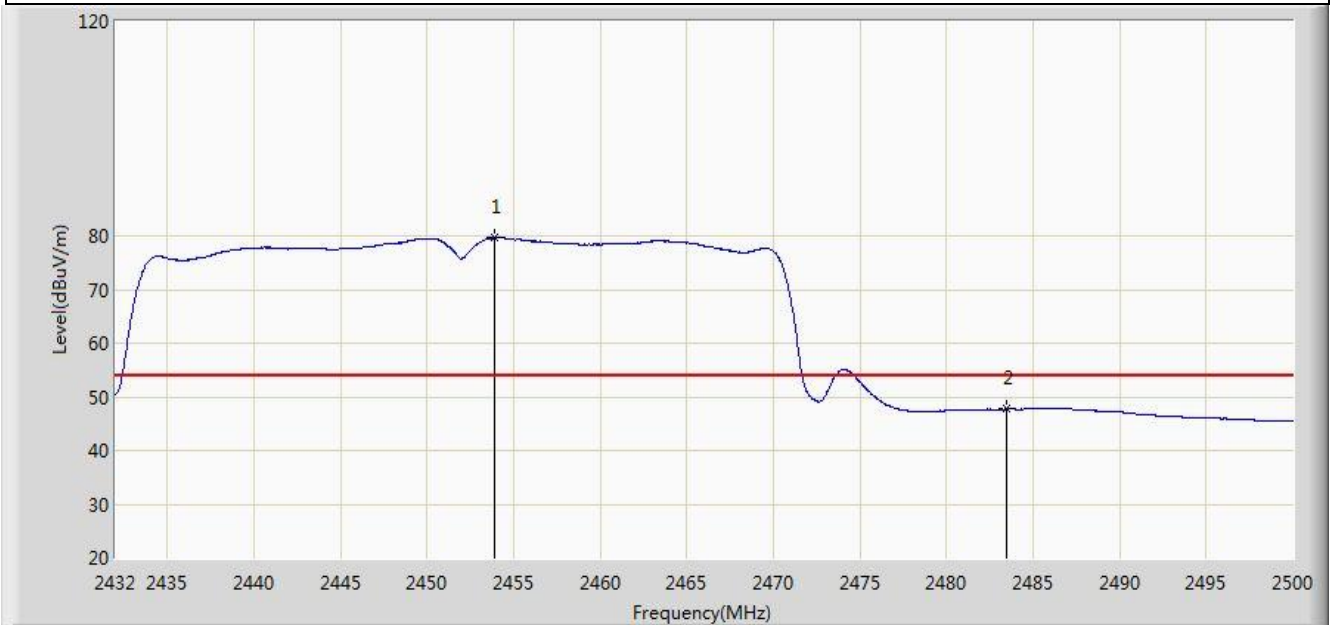


No	Flag	Mark	Frequency (MHz)	Measure Level (dBuV/m)	Reading Level (dBuV)	Over Limit (dB)	Limit (dBuV/m)	Factor (dB)	Type
1		*	2453.522	98.513	67.393	N/A	N/A	31.121	PK
2			2483.500	60.732	29.539	-13.268	74.000	31.194	PK

Note: Measure Level (dB μ V) = Reading Level (dB μ V) + Factor (dB)

Factor (dB) = Cable Loss (dB) + LISN Factor (dB)

Site: AC 1	Time: 2015/07/26 - 21:18
Limit: FCC_Part15.209_RE(3m)	Engineer: Roy Cheng
Probe: BBHA9120D_1-18GHz	Polarity: Horizontal
EUT: BROADBAND CPE	Power: AC 120V/60Hz
Test Mode: Transmit by 802.11n-HT40 at channel 2452MHz Ant 0+1	

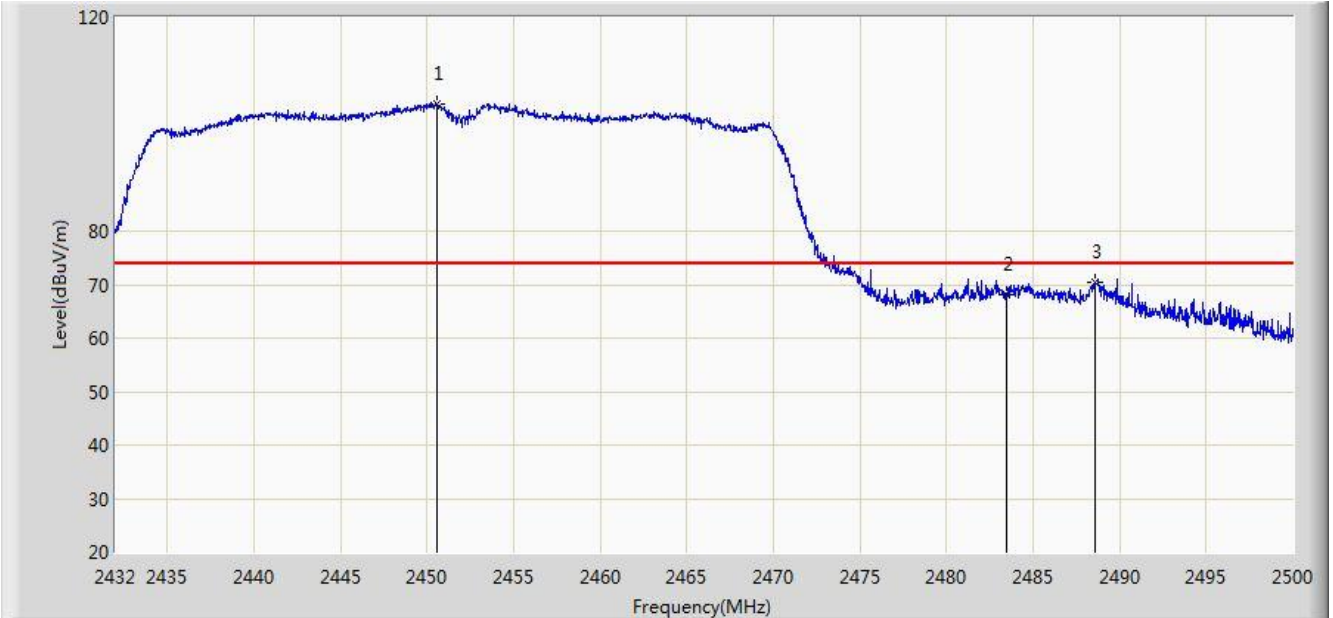


No	Flag	Mark	Frequency (MHz)	Measure Level (dBuV/m)	Reading Level (dBuV)	Over Limit (dB)	Limit (dBuV/m)	Factor (dB)	Type
1		*	2453.896	79.791	48.670	N/A	N/A	31.121	AV
2			2483.500	47.702	16.509	-6.298	54.000	31.194	AV

Note: Measure Level (dBμV) = Reading Level (dBμV) + Factor (dB)

Factor (dB) = Cable Loss (dB) + LISN Factor (dB)

Site: AC 1	Time: 2015/07/26 - 21:12
Limit: FCC_Part15.209_RE(3m)	Engineer: Roy Cheng
Probe: BBHA9120D_1-18GHz	Polarity: Vertical
EUT: BROADBAND CPE	Power: AC 120V/60Hz
Test Mode: Transmit by 802.11n-HT40 at channel 2452MHz Ant 0+1	

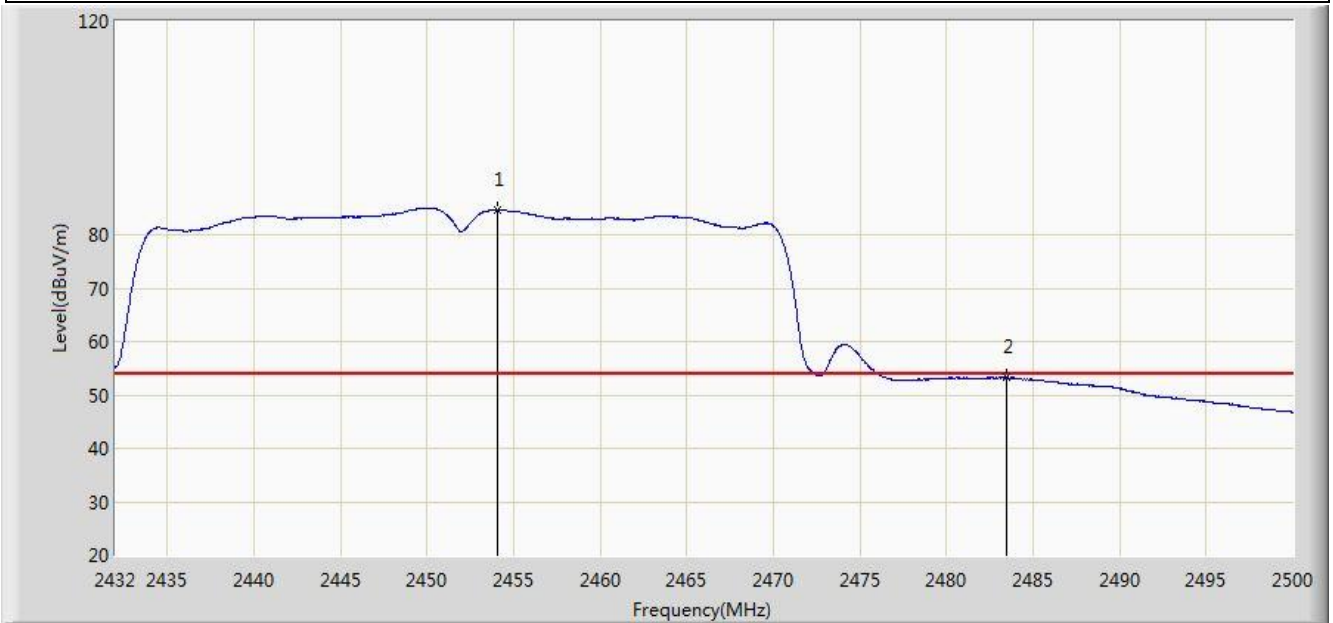


No	Flag	Mark	Frequency (MHz)	Measure Level (dBuV/m)	Reading Level (dBuV)	Over Limit (dB)	Limit (dBuV/m)	Factor (dB)	Type
1		*	2450.564	103.780	72.665	N/A	N/A	31.115	PK
2			2483.500	68.204	37.011	-5.796	74.000	31.194	PK
3			2488.542	70.520	39.313	-3.480	74.000	31.207	PK

Note: Measure Level (dBuV) = Reading Level (dBuV) + Factor (dB)

Factor (dB) = Cable Loss (dB) + LISN Factor (dB)

Site: AC 1	Time: 2015/07/26 - 21:11
Limit: FCC_Part15.209_RE(3m)	Engineer: Roy Cheng
Probe: BBHA9120D_1-18GHz	Polarity: Vertical
EUT: BROADBAND CPE	Power: AC 120V/60Hz
Test Mode: Transmit by 802.11n-HT40 at channel 2452MHz Ant 0+1	



No	Flag	Mark	Frequency (MHz)	Measure Level (dBuV/m)	Reading Level (dBuV)	Over Limit (dB)	Limit (dBuV/m)	Factor (dB)	Type
1		*	2454.066	84.759	53.638	N/A	N/A	31.121	AV
2			2483.500	53.243	22.050	-0.757	54.000	31.194	AV

Note: Measure Level (dB μ V) = Reading Level (dB μ V) + Factor (dB)

Factor (dB) = Cable Loss (dB) + LISN Factor (dB)

7.8. AC Conducted Emissions Measurement

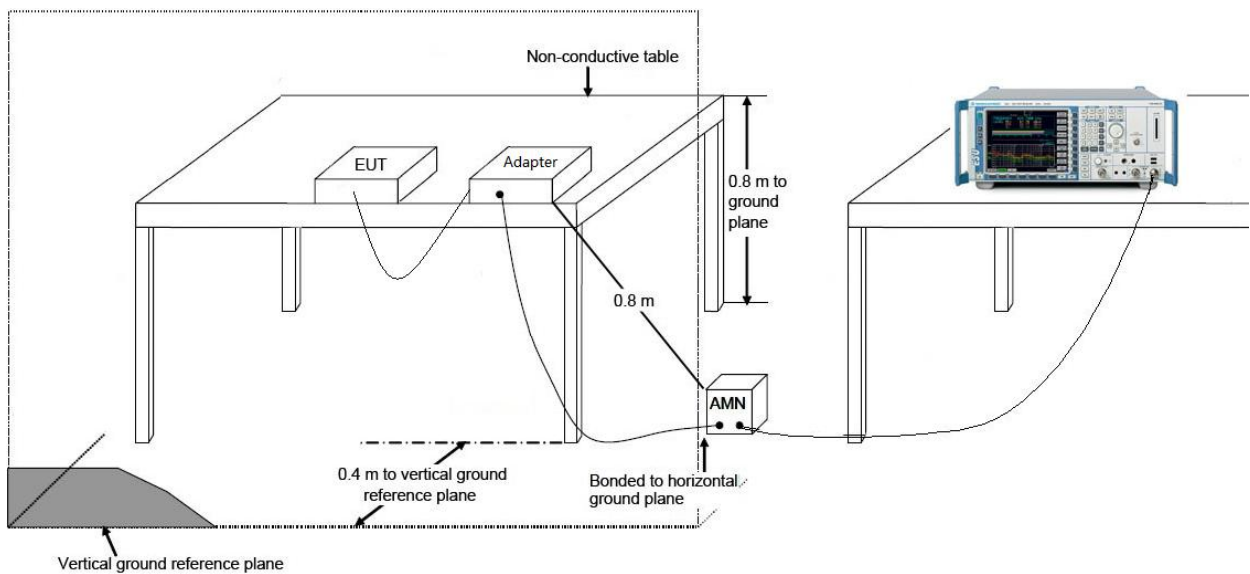
7.8.1. Test Limit

FCC Part 15 Subpart C Paragraph 15.207 Limits		
Frequency (MHz)	QP (dBuV)	AV (dBuV)
0.15 - 0.50	66 - 56	56 - 46
0.50 - 5.0	56	46
5.0 - 30	60	50

Note 1: The lower limit shall apply at the transition frequencies.

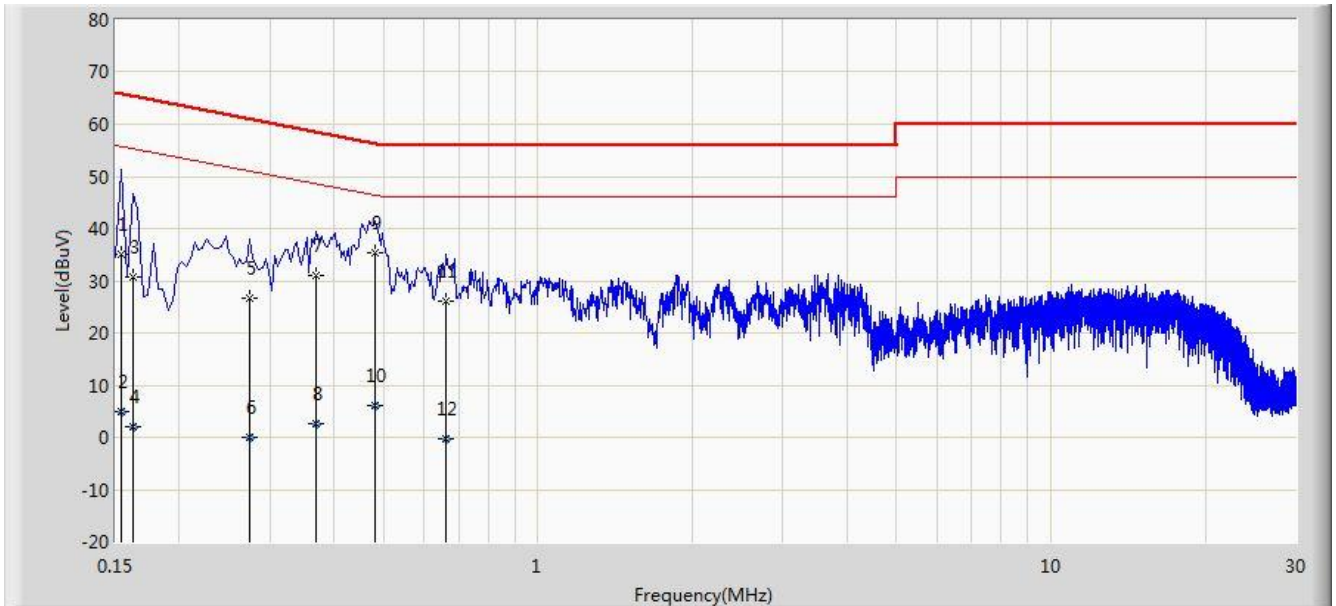
Note 2: The limit decreases linearly with the logarithm of the frequency in the range 0.15MHz to 0.5MHz.

7.8.2. Test Setup



7.8.3. Test Result

Site: SR2	Time: 2015/08/01 - 12:45
Limit: FCC_Part15.207_CE	Engineer: Roy Cheng
Probe: ENV216_101683_Filter On	Polarity: Line
EUT: BROADBAND CPE	Power: AC 120V/60Hz
Note: Mode 1	

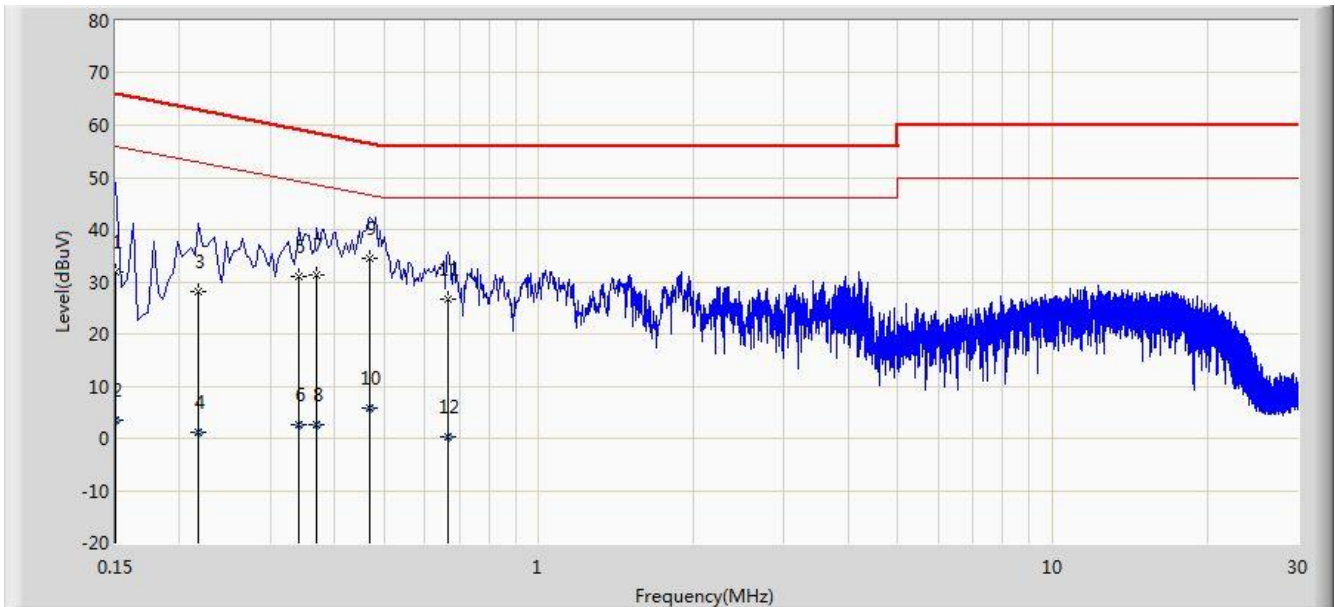


No	Flag	Mark	Frequency (MHz)	Measure Level (dBuV)	Reading Level (dBuV)	Over Limit (dB)	Limit (dBuV)	Factor (dB)	Type
1			0.154	35.085	24.345	-30.697	65.781	10.740	QP
2			0.154	4.813	-5.927	-50.969	55.781	10.740	AV
3			0.162	30.796	20.699	-34.565	65.361	10.097	QP
4			0.162	2.135	-7.962	-53.226	55.361	10.097	AV
5			0.274	26.701	16.718	-34.295	60.996	9.983	QP
6			0.274	0.129	-9.854	-50.867	50.996	9.983	AV
7			0.370	30.884	20.823	-27.617	58.501	10.061	QP
8			0.370	2.530	-7.531	-45.971	48.501	10.061	AV
9		*	0.482	35.293	25.141	-21.012	56.305	10.152	QP
10			0.482	6.202	-3.949	-40.102	46.305	10.152	AV
11			0.662	26.213	16.130	-29.787	56.000	10.083	QP
12			0.662	-0.191	-10.274	-46.191	46.000	10.083	AV

Note: Measure Level (dBμV) = Reading Level (dBμV) + Factor (dB)

Factor (dB) = Cable Loss (dB) + LISN Factor (dB)

Site: SR2	Time: 2015/08/01 - 12:57
Limit: FCC_Part15.207_CE	Engineer: Roy Cheng
Probe: ENV216_101683_Filter On	Polarity: Neutral
EUT: BROADBAND CPE	Power: AC 120V/60Hz
Note: Mode 1	



No	Flag	Mark	Frequency (MHz)	Measure Level (dBuV)	Reading Level (dBuV)	Over Limit (dB)	Limit (dBuV)	Factor (dB)	Type
1			0.150	31.821	20.679	-34.179	66.000	11.142	QP
2			0.150	3.442	-7.700	-52.558	56.000	11.142	AV
3			0.218	28.190	18.209	-34.705	62.895	9.981	QP
4			0.218	1.195	-8.786	-51.700	52.895	9.981	AV
5			0.342	31.019	20.950	-28.135	59.155	10.069	QP
6			0.342	2.660	-7.409	-46.495	49.155	10.069	AV
7			0.370	31.283	21.193	-27.218	58.501	10.090	QP
8			0.370	2.622	-7.468	-45.879	48.501	10.090	AV
9		*	0.470	34.599	24.434	-21.915	56.514	10.164	QP
10			0.470	5.820	-4.344	-40.694	46.514	10.164	AV
11			0.666	26.713	16.619	-29.287	56.000	10.094	QP
12			0.666	0.285	-9.809	-45.715	46.000	10.094	AV

Note: Measure Level (dBμV) = Reading Level (dBμV) + Factor (dB)

Factor (dB) = Cable Loss (dB) + LISN Factor (dB)

8. CONCLUSION

The data collected relate only the item(s) tested and show that the **BROADBAND CPE FCC ID: 2ABLK-813G-2** is in compliance with Part 15C of the FCC Rules.

————— The End —————