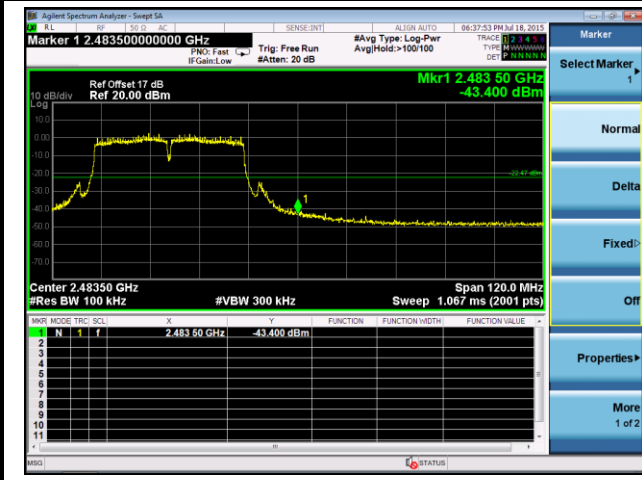
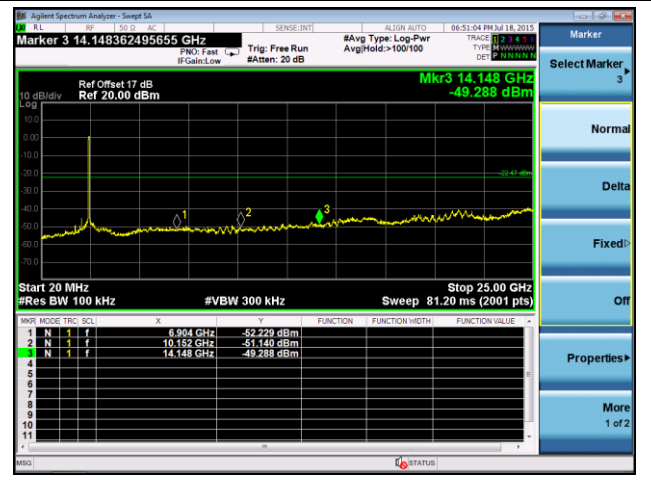


Channel 9 (2452MHz)

High Band Edge



Spurious Emission



7.6. Radiated Spurious Emission Measurement

7.6.1. Test Limit

All out of band emissions appearing in a restricted band as specified in Section 15.205 of the Title 47 CFR must not exceed the limits shown in Table per Section 15.209.

FCC Part 15 Subpart C Paragraph 15.209		
Frequency [MHz]	Field Strength [V/m]	Measured Distance [Meters]
0.009 - 0.490	2400/F (kHz)	300
0.490 - 1.705	24000/F (kHz)	30
1.705 - 30	30	30
30 - 88	100	3
88 - 216	150	3
216 - 960	200	3
Above 960	500	3

7.6.2. Test Procedure Used

ANSI C63.10 Section 6.3 (General Requirements)

ANSI C63.10 Section 6.4 (Standard test method below 30MHz)

ANSI C63.10 Section 6.5 (Standard test method above 30MHz to 1GHz)

ANSI C63.10 Section 6.6 (Standard test method above 1GHz)

7.6.3. Test Setting

Peak Field Strength Measurements

1. Analyzer center frequency was set to the frequency of the radiated spurious emission of interest
2. RBW = as specified in Table 1
3. VBW = 3MHz

4. Detector = peak
5. Sweep time = auto couple
6. Trace mode = max hold
7. Trace was allowed to stabilize

Table 1 - RBW as a function of frequency

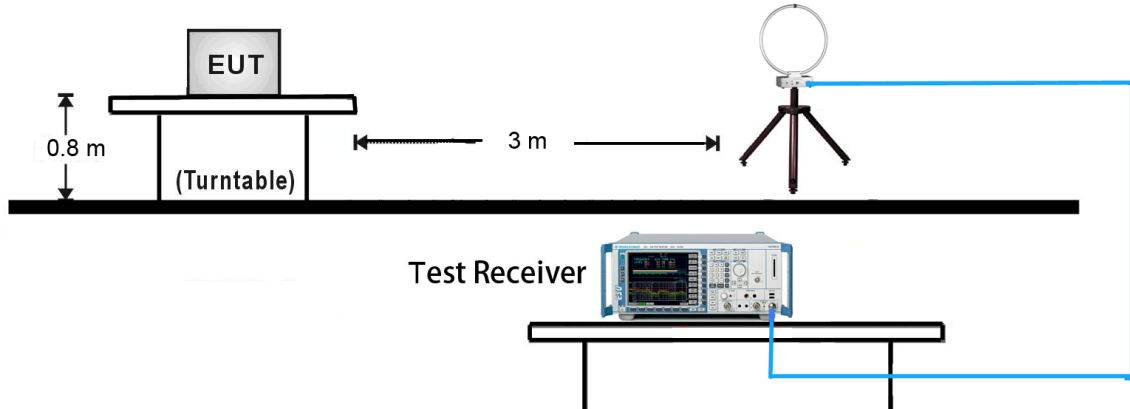
Frequency	RBW
9 ~ 150 kHz	200 ~ 300 Hz
0.15 ~ 30 MHz	9 ~ 10 kHz
30 ~ 1000 MHz	100 ~ 120 kHz
> 1000 MHz	1 MHz

Average Field Strength Measurements

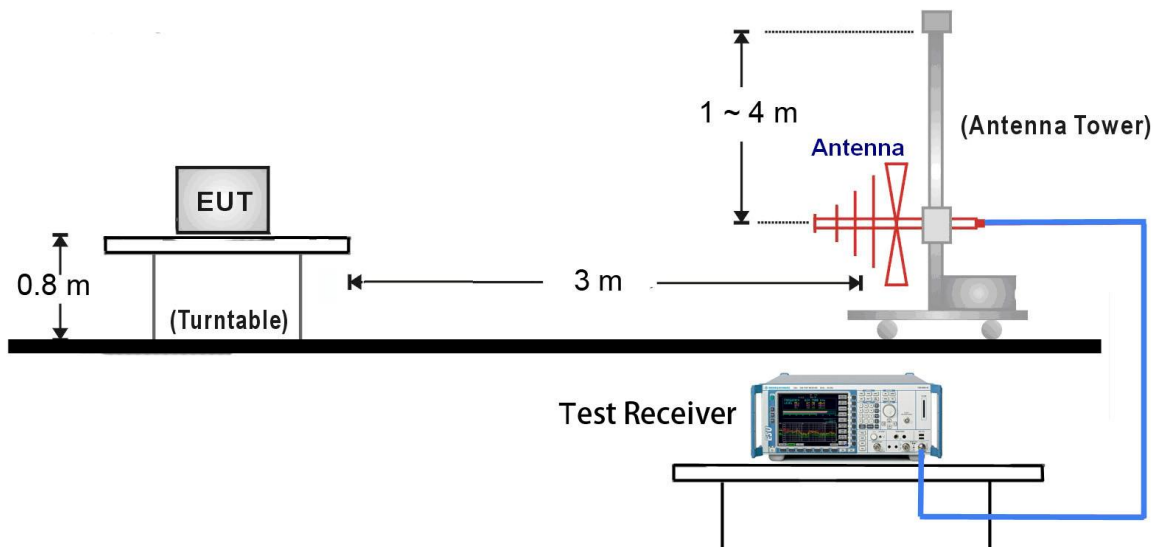
1. Analyzer center frequency was set to the frequency of the radiated spurious emission of interest
2. RBW = 1MHz
3. VBW \geq 1/T
4. De As an alternative, the instrument may be set to linear detector mode. Ensure that video filtering is applied in linear voltage domain (rather than in a log or dB domain). Some instruments require linear display mode in order to accomplish this. Others have a setting for Average-VBW Type, which can be set to "Voltage" regardless of the display mode
5. Detector = Peak
6. Sweep time = auto
7. Trace mode = max hold
8. Allow max hold to run for at least 50 times (1/duty cycle) traces

7.6.4. Test Setup

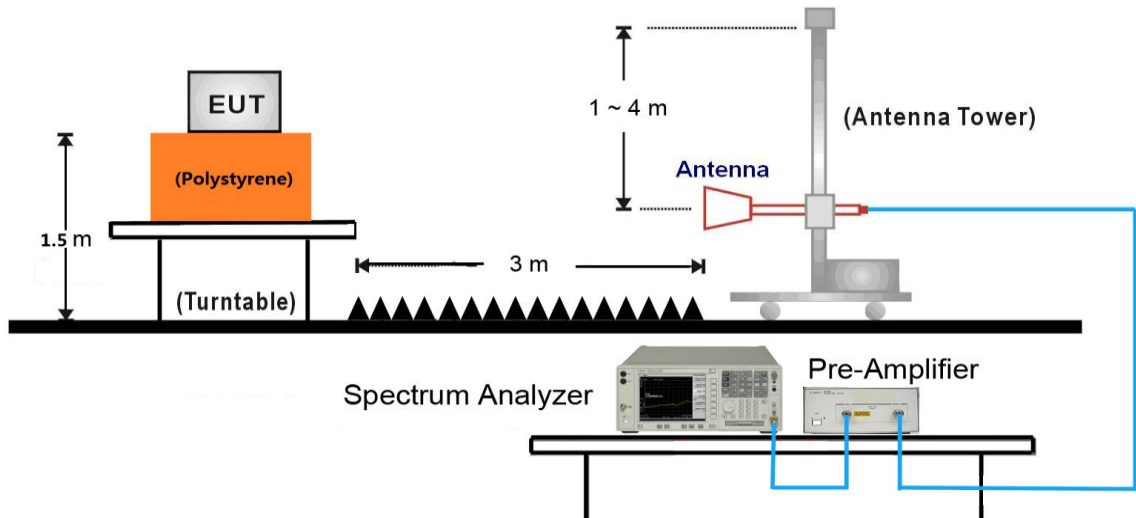
9kHz ~ 30MHz Test Setup:



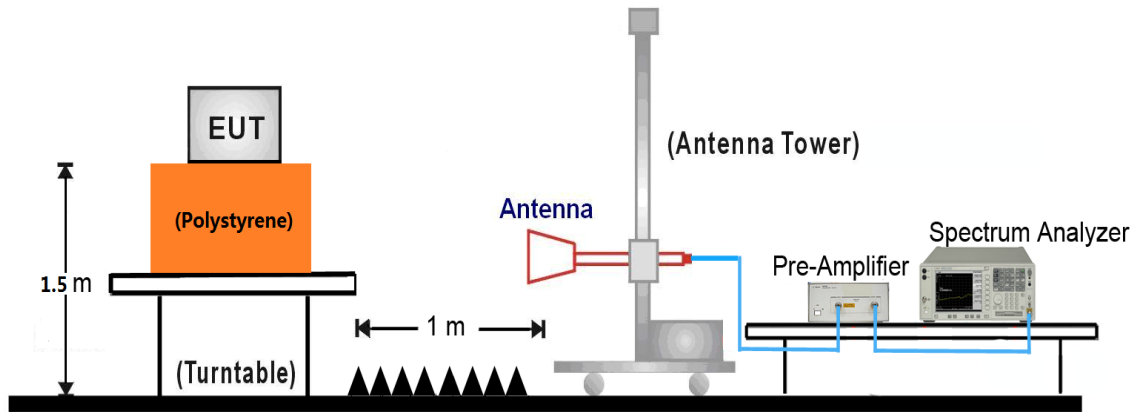
30MHz ~ 1GHz Test Setup:



1GHz ~ 18GHz Test Setup:



18GHz ~ 25GHz Test Setup:



7.6.5. Test Result

Test Mode:	802.11b - Ant 0	Test Site:	AC1
Test Channel:	01	Test Engineer:	Roy Cheng
Remark:	1. Average measurement was not performed if peak level lower than average limit. 2. Other frequency was 20dB below limit line within 1-18GHz, there is not show in the report.		

Mark	Frequency (MHz)	Reading Level (dB μ V)	Factor (dB)	Measure Level (dB μ V/m)	Limit (dB μ V/m)	Margin (dB)	Detector	Polarization
	4853.3	38.0	2.7	40.7	74.0	-33.3	Peak	Horizontal
*	6253.3	36.2	4.7	40.9	85.3	-44.4	Peak	Horizontal
	9142.7	34.7	9.8	44.5	74.0	-29.5	Peak	Horizontal
*	9789.2	34.8	11.4	46.2	85.3	-39.1	Peak	Horizontal
	4652.5	37.0	2.2	39.2	74.0	-34.8	Peak	Vertical
*	6253.3	36.1	4.7	40.8	85.3	-44.5	Peak	Vertical
	8365.3	35.1	8.0	43.1	74.0	-30.9	Peak	Vertical
*	9789.2	35.1	11.4	46.5	85.3	-38.8	Peak	Vertical

Note 1: "*" is not in restricted band, its limit is 30dBc of the fundamental emission level (115.3dB μ V/m).

Note 2: Measure Level (dB μ V/m) = Reading Level (dB μ V) + Factor (dB)

Factor (dB) = Cable Loss (dB) + Antenna Factor (dB/m) - Pre_Amplifier Gain (dB)

Test Mode:	802.11b - Ant 0	Test Site:	AC1
Test Channel:	06	Test Engineer:	Roy Cheng
Remark:	1. Average measurement was not performed if peak level lower than average limit. 2. Other frequency was 20dB below limit line within 1-18GHz, there is not show in the report.		

Mark	Frequency (MHz)	Reading Level (dB μ V)	Factor (dB)	Measure Level (dB μ V/m)	Limit (dB μ V/m)	Margin (dB)	Detector	Polarization
	4625.3	37.3	2.1	39.4	74.0	-34.6	Peak	Horizontal
*	6253.3	35.8	4.7	40.5	88.2	-47.7	Peak	Horizontal
	8342.3	34.9	8.0	42.9	74.0	-31.1	Peak	Horizontal
*	9789.2	34.3	11.4	45.7	88.2	-42.5	Peak	Horizontal
	4565.2	37.0	1.9	38.9	74.0	-35.1	Peak	Vertical
*	6936.0	35.6	6.6	42.2	88.2	-46.0	Peak	Vertical
	8369.0	35.1	8.0	43.1	74.0	-30.9	Peak	Vertical
*	9765.2	34.4	11.4	45.8	88.2	-42.4	Peak	Vertical

Note 1: "*" is not in restricted band, its limit is 30dBc of the fundamental emission level (118.2dB μ V/m).

Note 2: Measure Level (dB μ V/m) = Reading Level (dB μ V) + Factor (dB)

Factor (dB) = Cable Loss (dB) + Antenna Factor (dB/m) - Pre_Amplifier Gain (dB)

Test Mode:	802.11b - Ant 0	Test Site:	AC1
Test Channel:	11	Test Engineer:	Roy Cheng
Remark:	1. Average measurement was not performed if peak level lower than average limit. 2. Other frequency was 20dB below limit line within 1-18GHz, there is not show in the report.		

Mark	Frequency (MHz)	Reading Level (dB μ V)	Factor (dB)	Measure Level (dB μ V/m)	Limit (dB μ V/m)	Margin (dB)	Detector	Polarization
	4556.4	36.9	1.8	38.7	74.0	-35.3	Peak	Horizontal
*	6398.4	36.5	5.4	41.9	87.7	-45.8	Peak	Horizontal
	8456.7	35.5	8.2	43.7	74.0	-30.3	Peak	Horizontal
*	9745.2	34.9	11.3	46.2	87.7	-41.5	Peak	Horizontal
	4693.4	36.9	2.3	39.2	74.0	-34.8	Peak	Vertical
*	6395.2	35.4	5.4	40.8	87.7	-46.9	Peak	Vertical
	8636.4	36.2	8.8	45.0	74.0	-29.0	Peak	Vertical
*	9723.1	33.9	11.1	45.0	87.7	-42.7	Peak	Vertical

Note 1: "*" is not in restricted band, its limit is 30dBc of the fundamental emission level (117.7dB μ V/m).

Note 2: Measure Level (dB μ V/m) = Reading Level (dB μ V) + Factor (dB)

Factor (dB) = Cable Loss (dB) + Antenna Factor (dB/m) - Pre_Amplifier Gain (dB)

Test Mode:	802.11g - Ant 0	Test Site:	AC1
Test Channel:	01	Test Engineer:	Roy Cheng
Remark:	1. Average measurement was not performed if peak level lower than average limit. 2. Other frequency was 20dB below limit line within 1-18GHz, there is not show in the report.		

Mark	Frequency (MHz)	Reading Level (dBμV)	Factor (dB)	Measure Level (dBμV/m)	Limit (dBμV/m)	Margin (dB)	Detector	Polarization
	4639.4	36.5	2.1	38.6	74.0	-35.4	Peak	Horizontal
*	6392.2	36.0	5.4	41.4	84.3	-42.9	Peak	Horizontal
	8369.2	35.4	8.0	43.4	74.0	-30.6	Peak	Horizontal
*	9756.2	34.7	11.4	46.1	84.3	-38.2	Peak	Horizontal
	4798.4	37.0	2.7	39.7	74.0	-34.3	Peak	Vertical
*	6935.3	36.3	6.6	42.9	84.3	-41.4	Peak	Vertical
	8356.4	34.3	8.0	42.3	74.0	-31.7	Peak	Vertical
*	9756.2	35.1	11.4	46.5	84.3	-37.8	Peak	Vertical

Note 1: "*" is not in restricted band, its limit is 30dBc of the fundamental emission level (114.3dBμV/m).

Note 2: Measure Level (dBμV/m) = Reading Level (dBμV) + Factor (dB)

Factor (dB) = Cable Loss (dB) + Antenna Factor (dB/m) - Pre_Amplifier Gain (dB)

Test Mode:	802.11g - Ant 0	Test Site:	AC1
Test Channel:	06	Test Engineer:	Roy Cheng
Remark:	1. Average measurement was not performed if peak level lower than average limit. 2. Other frequency was 20dB below limit line within 1-18GHz, there is not show in the report.		

Mark	Frequency (MHz)	Reading Level (dB μ V)	Factor (dB)	Measure Level (dB μ V/m)	Limit (dB μ V/m)	Margin (dB)	Detector	Polarization
	4569.4	36.1	1.9	38.0	74.0	-36.0	Peak	Horizontal
*	6398.3	35.9	5.4	41.3	90.3	-49.0	Peak	Horizontal
	8362.2	34.6	8.0	42.6	74.0	-31.4	Peak	Horizontal
*	9756.2	34.6	11.4	46.0	90.3	-44.3	Peak	Horizontal
	4569.4	37.0	1.9	38.9	74.0	-35.1	Peak	Vertical
*	6395.3	36.4	5.4	41.8	90.3	-48.5	Peak	Vertical
	8323.2	34.9	8.0	42.9	74.0	-31.1	Peak	Vertical
*	9756.1	34.3	11.4	45.7	90.3	-44.6	Peak	Vertical

Note 1: "*" is not in restricted band, its limit is 30dBc of the fundamental emission level (120.3dB μ V/m).

Note 2: Measure Level (dB μ V/m) = Reading Level (dB μ V) + Factor (dB)

Factor (dB) = Cable Loss (dB) + Antenna Factor (dB/m) - Pre_Amplifier Gain (dB)

Test Mode:	802.11g - Ant 0	Test Site:	AC1
Test Channel:	11	Test Engineer:	Roy Cheng
Remark:	1. Average measurement was not performed if peak level lower than average limit. 2. Other frequency was 20dB below limit line within 1-18GHz, there is not show in the report.		

Mark	Frequency (MHz)	Reading Level (dB μ V)	Factor (dB)	Measure Level (dB μ V/m)	Limit (dB μ V/m)	Margin (dB)	Detector	Polarization
	4918.5	38.4	2.8	41.2	74.0	-32.8	Peak	Horizontal
*	6394.2	35.7	5.4	41.1	84.4	-43.3	Peak	Horizontal
	8356.1	34.8	8.0	42.8	74.0	-31.2	Peak	Horizontal
*	9756.2	34.4	11.4	45.8	84.4	-38.6	Peak	Horizontal
	4961.2	36.0	2.9	38.9	74.0	-35.1	Peak	Vertical
*	6945.0	35.5	6.7	42.2	84.4	-42.2	Peak	Vertical
	8323.2	34.6	8.0	42.6	74.0	-31.4	Peak	Vertical
*	9756.2	33.7	11.4	45.1	84.4	-39.3	Peak	Vertical

Note 1: "*" is not in restricted band, its limit is 30dBc of the fundamental emission level (114.4dB μ V/m).

Note 2: Measure Level (dB μ V/m) = Reading Level (dB μ V) + Factor (dB)

Factor (dB) = Cable Loss (dB) + Antenna Factor (dB/m) - Pre_Amplifier Gain (dB)

Test Mode:	802.11n-HT20 - Ant 0	Test Site:	AC1
Test Channel:	01	Test Engineer:	Roy Cheng
Remark:	1. Average measurement was not performed if peak level lower than average limit. 2. Other frequency was 20dB below limit line within 1-18GHz, there is not show in the report.		

Mark	Frequency (MHz)	Reading Level (dBμV)	Factor (dB)	Measure Level (dBμV/m)	Limit (dBμV/m)	Margin (dB)	Detector	Polarization
	4856.4	35.9	2.7	38.6	74.0	-35.4	Peak	Horizontal
*	6973.2	36.6	6.8	43.4	83.4	-40.0	Peak	Horizontal
	8323.2	34.8	8.0	42.8	74.0	-31.2	Peak	Horizontal
*	9736.2	34.7	11.2	45.9	83.4	-37.5	Peak	Horizontal
	4636.3	36.5	2.1	38.6	74.0	-35.4	Peak	Vertical
*	6945.0	35.7	6.7	42.4	83.4	-41.0	Peak	Vertical
	8345.6	35.3	8.0	43.3	74.0	-30.7	Peak	Vertical
*	9756.1	34.3	11.4	45.7	83.4	-37.7	Peak	Vertical

Note 1: "*" is not in restricted band, its limit is 30dBc of the fundamental emission level (113.4dBμV/m).

Note 2: Measure Level (dBμV/m) = Reading Level (dBμV) + Factor (dB)

Factor (dB) = Cable Loss (dB) + Antenna Factor (dB/m) - Pre_Amplifier Gain (dB)

Test Mode:	802.11n-HT20 - Ant 0	Test Site:	AC1
Test Channel:	06	Test Engineer:	Roy Cheng
Remark:	1. Average measurement was not performed if peak level lower than average limit. 2. Other frequency was 20dB below limit line within 1-18GHz, there is not show in the report.		

Mark	Frequency (MHz)	Reading Level (dBμV)	Factor (dB)	Measure Level (dBμV/m)	Limit (dBμV/m)	Margin (dB)	Detector	Polarization
	4555.0	36.8	1.8	38.6	74.0	-35.4	Peak	Horizontal
*	6395.0	35.8	5.4	41.2	90.9	-49.7	Peak	Horizontal
	8325.6	34.8	8.0	42.8	74.0	-31.2	Peak	Horizontal
*	9756.5	34.1	11.4	45.5	90.9	-45.4	Peak	Horizontal
	4596.3	36.5	2.0	38.5	74.0	-35.5	Peak	Vertical
*	6396.2	36.2	5.4	41.6	90.9	-49.3	Peak	Vertical
	8356.2	34.6	8.0	42.6	74.0	-31.4	Peak	Vertical
*	9756.9	34.6	11.4	46.0	90.9	-44.9	Peak	Vertical

Note 1: "*" is not in restricted band, its limit is 30dBc of the fundamental emission level (120.9dBμV/m).

Note 2: Measure Level (dBμV/m) = Reading Level (dBμV) + Factor (dB)

Factor (dB) = Cable Loss (dB) + Antenna Factor (dB/m) - Pre_Amplifier Gain (dB)

Test Mode:	802.11n-HT20 - Ant 0	Test Site:	AC1
Test Channel:	11	Test Engineer:	Roy Cheng
Remark:	1. Average measurement was not performed if peak level lower than average limit. 2. Other frequency was 20dB below limit line within 1-18GHz, there is not show in the report.		

Mark	Frequency (MHz)	Reading Level (dBμV)	Factor (dB)	Measure Level (dBμV/m)	Limit (dBμV/m)	Margin (dB)	Detector	Polarization
	4623.2	36.4	2.1	38.5	74.0	-35.5	Peak	Horizontal
*	6393.2	35.5	5.4	40.9	84.2	-43.3	Peak	Horizontal
	8356.2	34.8	8.0	42.8	74.0	-31.2	Peak	Horizontal
*	9789.2	34.4	11.4	45.8	84.2	-38.4	Peak	Horizontal
	4623.2	36.1	2.1	38.2	74.0	-35.8	Peak	Vertical
*	6236.2	35.6	4.7	40.3	84.2	-43.9	Peak	Vertical
	8356.2	34.8	8.0	42.8	74.0	-31.2	Peak	Vertical
*	9765.2	34.4	11.4	45.8	84.2	-38.4	Peak	Vertical

Note 1: "*" is not in restricted band, its limit is 30dBc of the fundamental emission level (114.2dBμV/m).

Note 2: Measure Level (dBμV/m) = Reading Level (dBμV) + Factor (dB)

Factor (dB) = Cable Loss (dB) + Antenna Factor (dB/m) - Pre_Amplifier Gain (dB)

Test Mode:	802.11n-HT40 - Ant 0	Test Site:	AC1
Test Channel:	03	Test Engineer:	Roy Cheng
Remark:	1. Average measurement was not performed if peak level lower than average limit. 2. Other frequency was 20dB below limit line within 1-18GHz, there is not show in the report.		

Mark	Frequency (MHz)	Reading Level (dBμV)	Factor (dB)	Measure Level (dBμV/m)	Limit (dBμV/m)	Margin (dB)	Detector	Polarization
	4563.2	36.7	1.9	38.6	74.0	-35.4	Peak	Horizontal
*	6892.2	35.5	6.5	42.0	78.9	-36.9	Peak	Horizontal
	8356.2	34.4	8.0	42.4	74.0	-31.6	Peak	Horizontal
*	9712.2	33.7	11.0	44.7	78.9	-34.2	Peak	Horizontal
	4583.2	36.3	1.9	38.2	74.0	-35.8	Peak	Vertical
*	6569.2	35.5	6.0	41.5	78.9	-37.4	Peak	Vertical
	8356.2	35.1	8.0	43.1	74.0	-30.9	Peak	Vertical
*	9723.6	33.5	11.1	44.6	78.9	-34.3	Peak	Vertical

Note 1: "*" is not in restricted band, its limit is 30dBc of the fundamental emission level (108.9dBμV/m).

Note 2: Measure Level (dBμV/m) = Reading Level (dBμV) + Factor (dB)

Factor (dB) = Cable Loss (dB) + Antenna Factor (dB/m) - Pre_Amplifier Gain (dB)

Test Mode:	802.11n-HT40 - Ant 0	Test Site:	AC1
Test Channel:	06	Test Engineer:	Roy Cheng
Remark:	1. Average measurement was not performed if peak level lower than average limit. 2. Other frequency was 20dB below limit line within 1-18GHz, there is not show in the report.		

Mark	Frequency (MHz)	Reading Level (dBμV)	Factor (dB)	Measure Level (dBμV/m)	Limit (dBμV/m)	Margin (dB)	Detector	Polarization
	4596.3	36.6	2.0	38.6	74.0	-35.4	Peak	Horizontal
*	6598.0	35.5	6.0	41.5	88.7	-47.2	Peak	Horizontal
	8356.1	35.1	8.0	43.1	74.0	-30.9	Peak	Horizontal
*	9756.5	34.2	11.4	45.6	88.7	-43.1	Peak	Horizontal
	4689.5	36.0	2.3	38.3	74.0	-35.7	Peak	Vertical
*	6589.0	35.8	6.0	41.8	88.7	-46.9	Peak	Vertical
	8365.6	34.6	8.0	42.6	74.0	-31.4	Peak	Vertical
*	9756.5	34.9	11.4	46.3	88.7	-42.4	Peak	Vertical

Note 1: "*" is not in restricted band, its limit is 30dBc of the fundamental emission level (118.7dBμV/m).

Note 2: Measure Level (dBμV/m) = Reading Level (dBμV) + Factor (dB)

Factor (dB) = Cable Loss (dB) + Antenna Factor (dB/m) - Pre_Amplifier Gain (dB)

Test Mode:	802.11n-HT40 - Ant 0	Test Site:	AC1
Test Channel:	09	Test Engineer:	Roy Cheng
Remark:	1. Average measurement was not performed if peak level lower than average limit. 2. Other frequency was 20dB below limit line within 1-18GHz, there is not show in the report.		

Mark	Frequency (MHz)	Reading Level (dBμV)	Factor (dB)	Measure Level (dBμV/m)	Limit (dBμV/m)	Margin (dB)	Detector	Polarization
	4865.2	35.7	2.7	38.4	74.0	-35.6	Peak	Horizontal
*	6593.2	35.2	6.0	41.2	78.7	-37.5	Peak	Horizontal
	8356.2	34.5	8.0	42.5	74.0	-31.5	Peak	Horizontal
*	9765.2	33.9	11.4	45.3	78.7	-33.4	Peak	Horizontal
	4965.2	36.0	2.9	38.9	74.0	-35.1	Peak	Vertical
*	6598.2	35.2	6.0	41.2	78.7	-37.5	Peak	Vertical
	8356.2	34.6	8.0	42.6	74.0	-31.4	Peak	Vertical
*	9768.6	33.8	11.4	45.2	78.7	-33.5	Peak	Vertical

Note 1: "*" is not in restricted band, its limit is 30dBc of the fundamental emission level (108.7dBμV/m).

Note 2: Measure Level (dBμV/m) = Reading Level (dBμV) + Factor (dB)

Factor (dB) = Cable Loss (dB) + Antenna Factor (dB/m) - Pre_Amplifier Gain (dB)

Test Mode:	802.11n-HT20 - Ant 1	Test Site:	AC1
Test Channel:	01	Test Engineer:	Roy Cheng
Remark:	1. Average measurement was not performed if peak level lower than average limit. 2. Other frequency was 20dB below limit line within 1-18GHz, there is not show in the report.		

Mark	Frequency (MHz)	Reading Level (dB μ V)	Factor (dB)	Measure Level (dB μ V/m)	Limit (dB μ V/m)	Margin (dB)	Detector	Polarization
	4816.5	37.6	2.7	40.3	74.0	-33.7	Peak	Horizontal
*	6894.0	35.8	6.5	42.3	79.8	-37.5	Peak	Horizontal
	8356.2	34.7	8.0	42.7	74.0	-31.3	Peak	Horizontal
*	9756.2	34.4	11.4	45.8	79.8	-34.0	Peak	Horizontal
	4683.2	35.9	2.3	38.2	74.0	-35.8	Peak	Vertical
*	6897.2	34.9	6.5	41.4	79.8	-38.4	Peak	Vertical
	8356.2	34.1	8.0	42.1	74.0	-31.9	Peak	Vertical
*	9765.2	33.8	11.4	45.2	79.8	-34.6	Peak	Vertical

Note 1: "*" is not in restricted band, its limit is 30dBc of the fundamental emission level (109.8dB μ V/m).

Note 2: Measure Level (dB μ V/m) = Reading Level (dB μ V) + Factor (dB)

Factor (dB) = Cable Loss (dB) + Antenna Factor (dB/m) - Pre_Amplifier Gain (dB)

Test Mode:	802.11n-HT20 - Ant 1	Test Site:	AC1
Test Channel:	06	Test Engineer:	Roy Cheng
Remark:	1. Average measurement was not performed if peak level lower than average limit. 2. Other frequency was 20dB below limit line within 1-18GHz, there is not show in the report.		

Mark	Frequency (MHz)	Reading Level (dB μ V)	Factor (dB)	Measure Level (dB μ V/m)	Limit (dB μ V/m)	Margin (dB)	Detector	Polarization
	4876.0	38.5	2.7	41.2	74.0	-32.8	Peak	Horizontal
*	6598.3	35.9	6.0	41.9	90.8	-48.9	Peak	Horizontal
	8356.2	34.6	8.0	42.6	74.0	-31.4	Peak	Horizontal
*	9785.6	33.8	11.4	45.2	90.8	-45.6	Peak	Horizontal
	4876.0	39.3	2.7	42.0	74.0	-32.0	Peak	Vertical
*	6593.2	35.3	6.0	41.3	90.8	-49.5	Peak	Vertical
	8356.2	34.3	8.0	42.3	74.0	-31.7	Peak	Vertical
*	9785.7	34.7	11.4	46.1	90.8	-44.7	Peak	Vertical

Note 1: "*" is not in restricted band, its limit is 30dBc of the fundamental emission level (120.8dB μ V/m).

Note 2: Measure Level (dB μ V/m) = Reading Level (dB μ V) + Factor (dB)

Factor (dB) = Cable Loss (dB) + Antenna Factor (dB/m) - Pre_Amplifier Gain (dB)

Test Mode:	802.11n-HT20 - Ant 1	Test Site:	AC1
Test Channel:	11	Test Engineer:	Roy Cheng
Remark:	1. Average measurement was not performed if peak level lower than average limit. 2. Other frequency was 20dB below limit line within 1-18GHz, there is not show in the report.		

Mark	Frequency (MHz)	Reading Level (dB μ V)	Factor (dB)	Measure Level (dB μ V/m)	Limit (dB μ V/m)	Margin (dB)	Detector	Polarization
	5023.2	36.5	3.1	39.6	74.0	-34.4	Peak	Horizontal
*	6578.2	36.3	6.0	42.3	80.1	-37.8	Peak	Horizontal
	8356.6	34.3	8.0	42.3	74.0	-31.7	Peak	Horizontal
*	9785.3	34.1	11.4	45.5	80.1	-34.6	Peak	Horizontal
	4918.5	36.9	2.8	39.7	74.0	-34.3	Peak	Vertical
*	6598.2	35.5	6.0	41.5	80.1	-38.6	Peak	Vertical
	8356.6	34.7	8.0	42.7	74.0	-31.3	Peak	Vertical
*	9730.0	33.5	11.1	44.6	80.1	-35.5	Peak	Vertical

Note 1: "*" is not in restricted band, its limit is 30dBc of the fundamental emission level (110.1dB μ V/m).

Note 2: Measure Level (dB μ V/m) = Reading Level (dB μ V) + Factor (dB)

Factor (dB) = Cable Loss (dB) + Antenna Factor (dB/m) - Pre_Amplifier Gain (dB)

Test Mode:	802.11n-HT40 - Ant 1	Test Site:	AC1
Test Channel:	03	Test Engineer:	Roy Cheng
Remark:	1. Average measurement was not performed if peak level lower than average limit. 2. Other frequency was 20dB below limit line within 1-18GHz, there is not show in the report.		

Mark	Frequency (MHz)	Reading Level (dBμV)	Factor (dB)	Measure Level (dBμV/m)	Limit (dBμV/m)	Margin (dB)	Detector	Polarization
	4833.5	37.3	2.7	40.0	74.0	-34.0	Peak	Horizontal
*	6563.2	35.5	6.0	41.5	74.1	-32.6	Peak	Horizontal
	8356.6	34.3	8.0	42.3	74.0	-31.7	Peak	Horizontal
*	9796.8	35.0	11.5	46.5	74.1	-27.6	Peak	Horizontal
	4689.5	37.2	2.3	39.5	74.0	-34.5	Peak	Vertical
*	6392.2	35.7	5.4	41.1	74.1	-33.0	Peak	Vertical
	8356.5	34.1	8.0	42.1	74.0	-31.9	Peak	Vertical
*	9754.8	34.6	11.4	46.0	74.1	-28.1	Peak	Vertical

Note 1: "*" is not in restricted band, its limit is 30dBc of the fundamental emission level (104.1dBμV/m).

Note 2: Measure Level (dBμV/m) = Reading Level (dBμV) + Factor (dB)

Factor (dB) = Cable Loss (dB) + Antenna Factor (dB/m) - Pre_Amplifier Gain (dB)

Test Mode:	802.11n-HT40 - Ant 1	Test Site:	AC1
Test Channel:	06	Test Engineer:	Roy Cheng
Remark:	1. Average measurement was not performed if peak level lower than average limit. 2. Other frequency was 20dB below limit line within 1-18GHz, there is not show in the report.		

Mark	Frequency (MHz)	Reading Level (dBμV)	Factor (dB)	Measure Level (dBμV/m)	Limit (dBμV/m)	Margin (dB)	Detector	Polarization
	4689.5	37.4	2.3	39.7	74.0	-34.3	Peak	Horizontal
*	6592.2	34.7	6.0	40.7	89.1	-48.4	Peak	Horizontal
	8356.2	34.7	8.0	42.7	74.0	-31.3	Peak	Horizontal
*	9767.9	34.0	11.4	45.4	89.1	-43.7	Peak	Horizontal
	4623.2	36.3	2.1	38.4	74.0	-35.6	Peak	Vertical
*	6598.2	35.7	6.0	41.7	89.1	-47.4	Peak	Vertical
	8356.2	34.5	8.0	42.5	74.0	-31.5	Peak	Vertical
*	9787.3	33.6	11.4	45.0	89.1	-44.1	Peak	Vertical

Note 1: "*" is not in restricted band, its limit is 30dBc of the fundamental emission level (119.1dBμV/m).

Note 2: Measure Level (dBμV/m) = Reading Level (dBμV) + Factor (dB)

Factor (dB) = Cable Loss (dB) + Antenna Factor (dB/m) - Pre_Amplifier Gain (dB)

Test Mode:	802.11n-HT40 - Ant 1	Test Site:	AC1
Test Channel:	09	Test Engineer:	Roy Cheng
Remark:	1. Average measurement was not performed if peak level lower than average limit. 2. Other frequency was 20dB below limit line within 1-18GHz, there is not show in the report.		

Mark	Frequency (MHz)	Reading Level (dBμV)	Factor (dB)	Measure Level (dBμV/m)	Limit (dBμV/m)	Margin (dB)	Detector	Polarization
	4689.5	36.7	2.3	39.0	74.0	-35.0	Peak	Horizontal
*	6598.2	35.6	6.0	41.6	74.7	-33.1	Peak	Horizontal
	8356.3	34.5	8.0	42.5	74.0	-31.5	Peak	Horizontal
*	9767.9	33.8	11.4	45.2	74.7	-29.5	Peak	Horizontal
	4689.2	36.2	2.3	38.5	74.0	-35.5	Peak	Vertical
*	6598.0	34.8	6.0	40.8	74.7	-33.9	Peak	Vertical
	8356.2	34.4	8.0	42.4	74.0	-31.6	Peak	Vertical
*	9798.9	33.3	11.5	44.8	74.7	-29.9	Peak	Vertical

Note 1: "*" is not in restricted band, its limit is 30dBc of the fundamental emission level (104.7dBμV/m).

Note 2: Measure Level (dBμV/m) = Reading Level (dBμV) + Factor (dB)

Factor (dB) = Cable Loss (dB) + Antenna Factor (dB/m) - Pre_Amplifier Gain (dB)

Test Mode:	802.11n-HT20 - Ant 0 + 1	Test Site:	AC1
Test Channel:	01	Test Engineer:	Roy Cheng
Remark:	1. Average measurement was not performed if peak level lower than average limit. 2. Other frequency was 20dB below limit line within 1-18GHz, there is not show in the report.		

Mark	Frequency (MHz)	Reading Level (dBμV)	Factor (dB)	Measure Level (dBμV/m)	Limit (dBμV/m)	Margin (dB)	Detector	Polarization
	4825.0	37.5	2.7	40.2	74.0	-33.8	Peak	Horizontal
*	6987.2	35.6	6.8	42.4	84.2	-41.8	Peak	Horizontal
	8356.2	33.9	8.0	41.9	74.0	-32.1	Peak	Horizontal
*	9789.6	34.6	11.4	46.0	84.2	-38.2	Peak	Horizontal
	4825.0	37.4	2.7	40.1	74.0	-33.9	Peak	Vertical
*	6893.6	34.7	6.5	41.2	84.2	-43.0	Peak	Vertical
	8356.2	34.3	8.0	42.3	74.0	-31.7	Peak	Vertical
*	9712.2	35.0	11.0	46.0	84.2	-38.2	Peak	Vertical

Note 1: "*" is not in restricted band, its limit is 30dBc of the fundamental emission level (114.2dBμV/m).

Note 2: Measure Level (dBμV/m) = Reading Level (dBμV) + Factor (dB)

Factor (dB) = Cable Loss (dB) + Antenna Factor (dB/m) - Pre_Amplifier Gain (dB)

Test Mode:	802.11n-HT20 - Ant 0 + 1	Test Site:	AC1
Test Channel:	06	Test Engineer:	Roy Cheng
Remark:	1. Average measurement was not performed if peak level lower than average limit. 2. Other frequency was 20dB below limit line within 1-18GHz, there is not show in the report.		

Mark	Frequency (MHz)	Reading Level (dB μ V)	Factor (dB)	Measure Level (dB μ V/m)	Limit (dB μ V/m)	Margin (dB)	Detector	Polarization
	4876.0	37.2	2.7	39.9	74.0	-34.1	Peak	Horizontal
*	6356.2	35.0	5.2	40.2	92.1	-51.9	Peak	Horizontal
	8356.2	34.9	8.0	42.9	74.0	-31.1	Peak	Horizontal
*	9767.8	33.8	11.4	45.2	92.1	-46.9	Peak	Horizontal
	4632.2	36.6	2.1	38.7	74.0	-35.3	Peak	Vertical
*	6598.2	36.0	6.0	42.0	92.1	-50.1	Peak	Vertical
	8356.2	34.8	8.0	42.8	74.0	-31.2	Peak	Vertical
*	9769.8	34.3	11.4	45.7	92.1	-46.4	Peak	Vertical

Note 1: "*" is not in restricted band, its limit is 30dBc of the fundamental emission level (122.1dB μ V/m).

Note 2: Measure Level (dB μ V/m) = Reading Level (dB μ V) + Factor (dB)

Factor (dB) = Cable Loss (dB) + Antenna Factor (dB/m) - Pre_Amplifier Gain (dB)

Test Mode:	802.11n-HT20 - Ant 0 + 1	Test Site:	AC1
Test Channel:	11	Test Engineer:	Roy Cheng
Remark:	1. Average measurement was not performed if peak level lower than average limit. 2. Other frequency was 20dB below limit line within 1-18GHz, there is not show in the report.		

Mark	Frequency (MHz)	Reading Level (dB μ V)	Factor (dB)	Measure Level (dB μ V/m)	Limit (dB μ V/m)	Margin (dB)	Detector	Polarization
	4569.2	35.4	1.9	37.3	74.0	-36.7	Peak	Horizontal
*	6987.2	35.3	6.8	42.1	84.0	-41.9	Peak	Horizontal
	8345.1	34.3	8.0	42.3	74.0	-31.7	Peak	Horizontal
*	9792.2	33.7	11.5	45.2	84.0	-38.8	Peak	Horizontal
	4756.2	35.8	2.6	38.4	74.0	-35.6	Peak	Vertical
*	6593.2	34.6	6.0	40.6	84.0	-43.4	Peak	Vertical
	8356.1	33.7	8.0	41.7	74.0	-32.3	Peak	Vertical
*	9789.1	33.9	11.4	45.3	84.0	-38.7	Peak	Vertical

Note 1: "*" is not in restricted band, its limit is 30dBc of the fundamental emission level (114.0dB μ V/m).

Note 2: Measure Level (dB μ V/m) = Reading Level (dB μ V) + Factor (dB)

Factor (dB) = Cable Loss (dB) + Antenna Factor (dB/m) - Pre_Amplifier Gain (dB)

Test Mode:	802.11n-HT40 - Ant 0 + 1	Test Site:	AC1
Test Channel:	03	Test Engineer:	Roy Cheng
Remark:	1. Average measurement was not performed if peak level lower than average limit. 2. Other frequency was 20dB below limit line within 1-18GHz, there is not show in the report.		

Mark	Frequency (MHz)	Reading Level (dBμV)	Factor (dB)	Measure Level (dBμV/m)	Limit (dBμV/m)	Margin (dB)	Detector	Polarization
	4833.5	37.6	2.7	40.3	74.0	-33.7	Peak	Horizontal
*	6593.6	34.8	6.0	40.8	79.8	-39.0	Peak	Horizontal
	8345.1	34.5	8.0	42.5	74.0	-31.5	Peak	Horizontal
*	9734.1	33.9	11.2	45.1	79.8	-34.7	Peak	Horizontal
	4698.2	35.3	2.3	37.6	74.0	-36.4	Peak	Vertical
*	6569.2	35.6	6.0	41.6	79.8	-38.2	Peak	Vertical
	8356.5	34.7	8.0	42.7	74.0	-31.3	Peak	Vertical
*	9736.8	34.9	11.2	46.1	79.8	-33.7	Peak	Vertical

Note 1: "*" is not in restricted band, its limit is 30dBc of the fundamental emission level (109.8dBμV/m).

Note 2: Measure Level (dBμV/m) = Reading Level (dBμV) + Factor (dB)

Factor (dB) = Cable Loss (dB) + Antenna Factor (dB/m) - Pre_Amplifier Gain (dB)

Test Mode:	802.11n-HT40 - Ant 0 + 1	Test Site:	AC1
Test Channel:	06	Test Engineer:	Roy Cheng
Remark:	1. Average measurement was not performed if peak level lower than average limit. 2. Other frequency was 20dB below limit line within 1-18GHz, there is not show in the report.		

Mark	Frequency (MHz)	Reading Level (dB μ V)	Factor (dB)	Measure Level (dB μ V/m)	Limit (dB μ V/m)	Margin (dB)	Detector	Polarization
	4876.0	36.8	2.7	39.5	74.0	-34.5	Peak	Horizontal
*	6892.2	34.8	6.5	41.3	91.3	-50.0	Peak	Horizontal
	8356.2	33.9	8.0	41.9	74.0	-32.1	Peak	Horizontal
*	9778.8	33.9	11.4	45.3	91.3	-46.0	Peak	Horizontal
	4689.6	35.7	2.3	38.0	74.0	-36.0	Peak	Vertical
*	6356.0	34.5	5.2	39.7	91.3	-51.6	Peak	Vertical
	8356.2	34.9	8.0	42.9	74.0	-31.1	Peak	Vertical
*	9757.0	33.9	11.4	45.3	91.3	-46.0	Peak	Vertical

Note 1: "*" is not in restricted band, its limit is 30dBc of the fundamental emission level (121.3dB μ V/m).

Note 2: Measure Level (dB μ V/m) = Reading Level (dB μ V) + Factor (dB)

Factor (dB) = Cable Loss (dB) + Antenna Factor (dB/m) - Pre_Amplifier Gain (dB)

Test Mode:	802.11n-HT40 - Ant 0 + 1	Test Site:	AC1
Test Channel:	09	Test Engineer:	Roy Cheng
Remark:	1. Average measurement was not performed if peak level lower than average limit. 2. Other frequency was 20dB below limit line within 1-18GHz, there is not show in the report.		

Mark	Frequency (MHz)	Reading Level (dB μ V)	Factor (dB)	Measure Level (dB μ V/m)	Limit (dB μ V/m)	Margin (dB)	Detector	Polarization
	5012.2	35.7	3.1	38.8	74.0	-35.2	Peak	Horizontal
*	6592.0	35.5	6.0	41.5	80.2	-38.7	Peak	Horizontal
	8345.2	34.2	8.0	42.2	74.0	-31.8	Peak	Horizontal
*	9798.9	34.0	11.5	45.5	80.2	-34.7	Peak	Horizontal
	4563.2	36.7	1.9	38.6	74.0	-35.4	Peak	Vertical
*	6547.2	35.7	5.9	41.6	80.2	-38.6	Peak	Vertical
	8356.3	34.6	8.0	42.6	74.0	-31.4	Peak	Vertical
*	9786.9	33.9	11.4	45.3	80.2	-34.9	Peak	Vertical

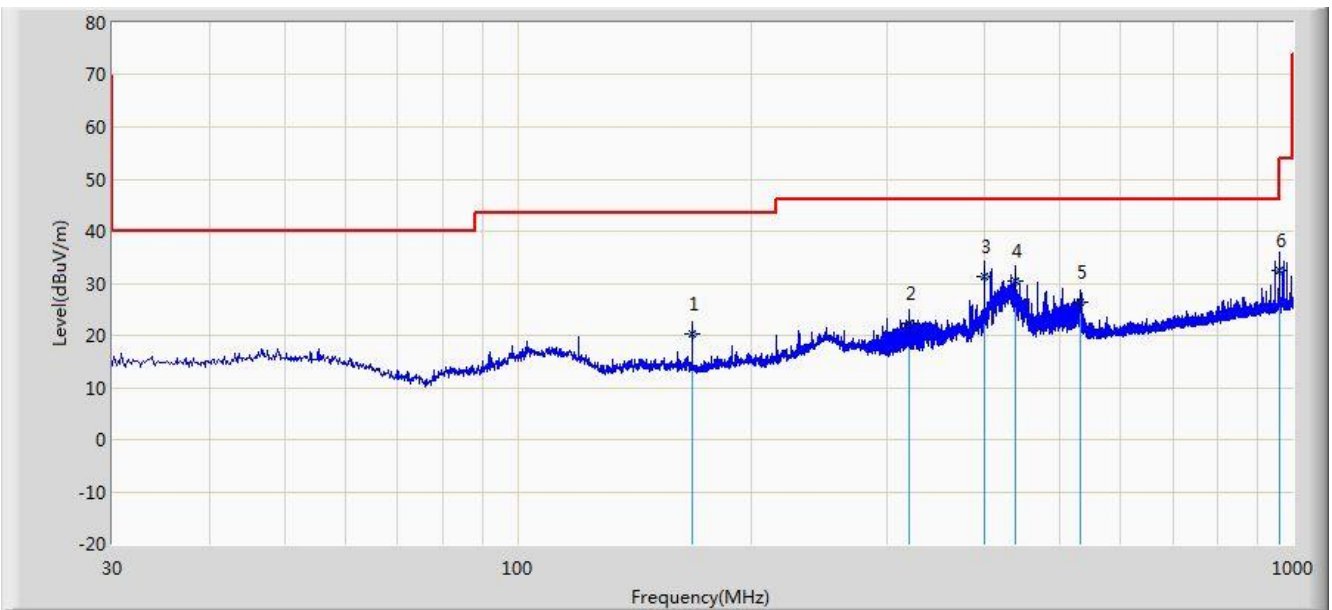
Note 1: "*" is not in restricted band, its limit is 30dBc of the fundamental emission level (110.2dB μ V/m).

Note 2: Measure Level (dB μ V/m) = Reading Level (dB μ V) + Factor (dB)

Factor (dB) = Cable Loss (dB) + Antenna Factor (dB/m) - Pre_Amplifier Gain (dB)

The worst case of Radiated Emission below 1GHz:

Site: AC1	Time: 2015/07/31 - 20:49
Limit: FCC_Part15.209_RE(3m)	Engineer: Milo Li
Probe: VULB9162_0.03-8GHz	Polarity: Horizontal
EUT: BROADBAND CPE	Power: AC 120V/60Hz
Note: There is the worst case within frequency range 30MHz~1GHz.	

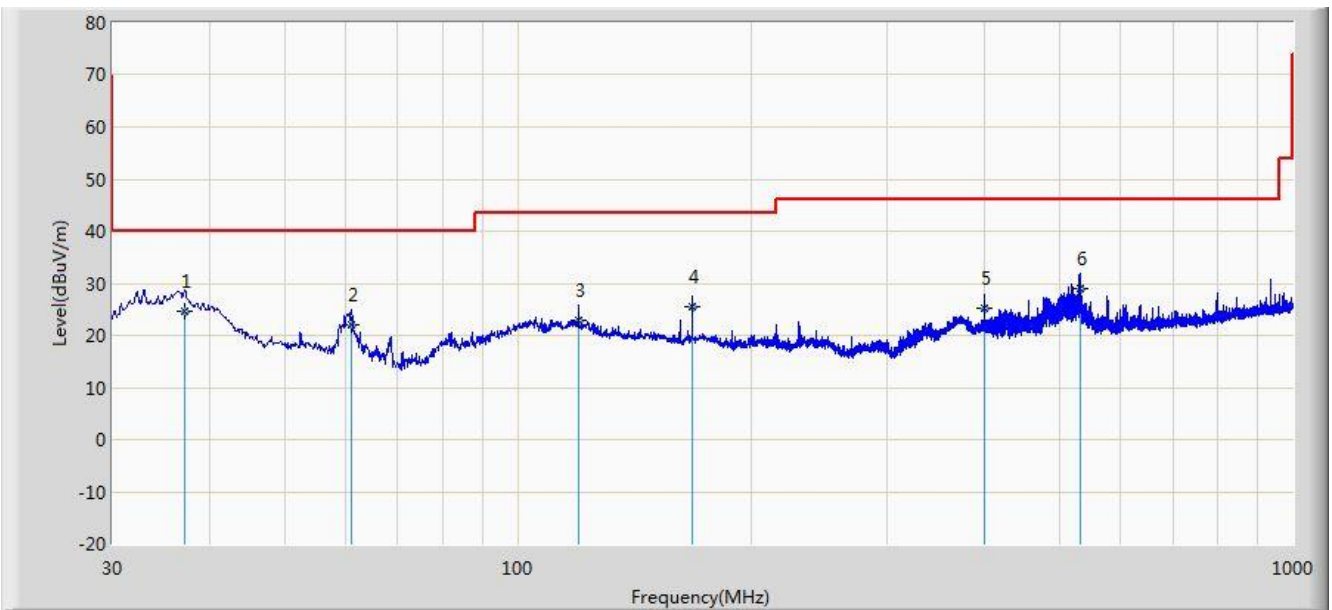


No	Flag	Mark	Frequency (MHz)	Measure Level (dBuV/m)	Reading Level (dBuV)	Over Limit (dB)	Limit (dBuV/m)	Factor (dB)	Type
1			167.982	20.333	10.200	-23.167	43.500	10.133	QP
2			320.394	22.232	7.200	-23.768	46.000	15.032	QP
3			399.934	31.252	14.600	-14.748	46.000	16.652	QP
4			438.976	30.472	13.300	-15.528	46.000	17.172	QP
5			533.060	26.313	7.600	-19.687	46.000	18.713	QP
6		*	959.987	32.540	8.100	-13.460	46.000	24.440	QP

Note: Measure Level (dB μ V/m) = Reading Level (dB μ V) + Factor (dB)

Factor (dB) = Cable Loss (dB) + Antenna Factor (dB/m)

Site: AC1	Time: 2015/07/31 - 20:50
Limit: FCC_Part15.209_RE(3m)	Engineer: Milo Li
Probe: VULB9162_0.03-8GHz	Polarity: Vertical
EUT: BROADBAND CPE	Power: AC 120V/60Hz
Note: There is the worst case within frequency range 30MHz~1GHz.	

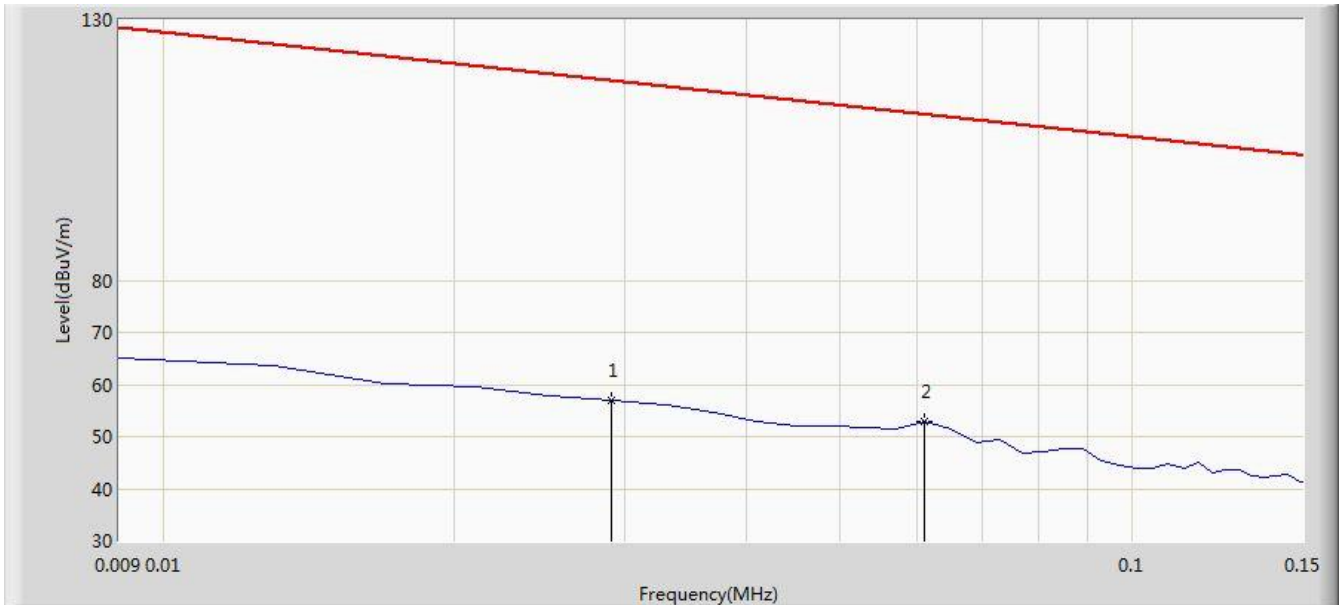


No	Flag	Mark	Frequency (MHz)	Measure Level (dBuV/m)	Reading Level (dBuV)	Over Limit (dB)	Limit (dBuV/m)	Factor (dB)	Type
1		*	37.154	24.508	11.200	-15.492	40.000	13.308	QP
2			61.040	21.885	8.200	-18.115	40.000	13.685	QP
3			119.967	22.852	11.600	-20.648	43.500	11.251	QP
4			167.982	25.433	15.300	-18.067	43.500	10.133	QP
5			399.934	25.252	8.600	-20.748	46.000	16.652	QP
6			530.884	28.883	10.200	-17.117	46.000	18.683	QP

Note: Measure Level (dB μ V/m) = Reading Level (dB μ V) + Factor (dB)

Factor (dB) = Cable Loss (dB) + Antenna Factor (dB/m)

Site: AC1	Time: 2015/07/16 - 09:44
Limit: FCC_Part15.209_RE(3m)	Engineer: Roy Cheng
Probe: FMZB1519_0.009-30MHz	Polarity: Face on
EUT: BROADBAND CPE	Power: AC 120V/60Hz
Note: There is the ambient noise within frequency range 9kHz~30MHz.	

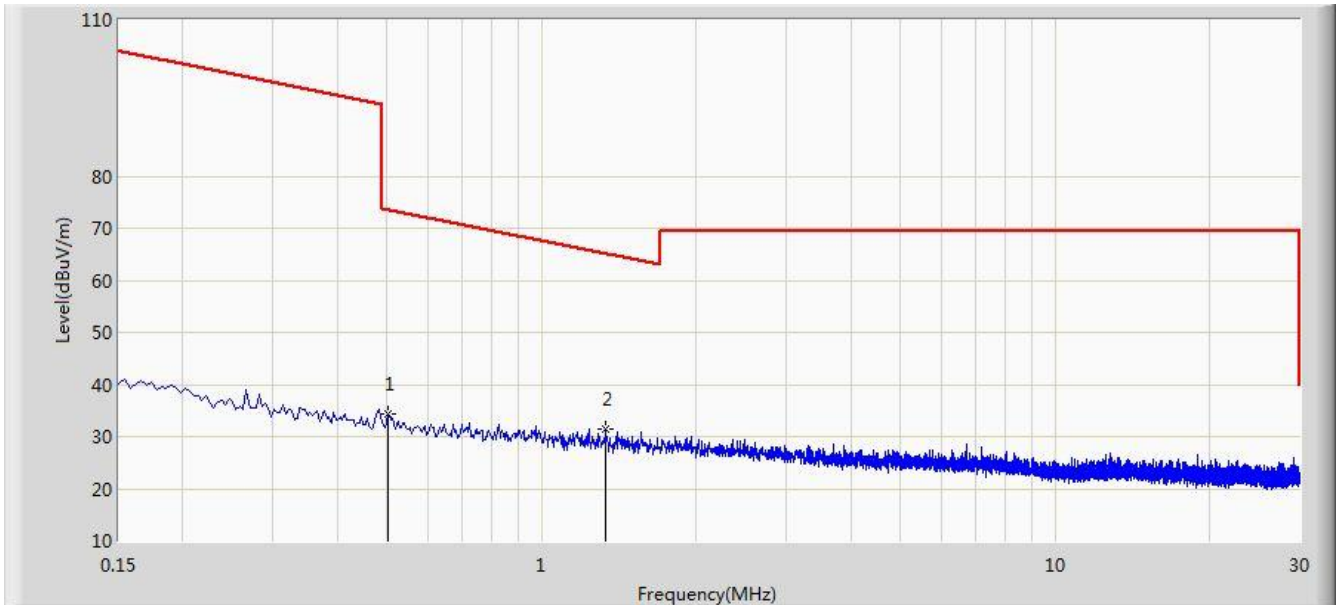


No	Flag	Mark	Frequency (MHz)	Measure Level (dBuV/m)	Reading Level (dBuV)	Over Limit (dB)	Limit (dBuV/m)	Factor (dB)	Type
1			0.029	56.893	35.844	-61.463	118.356	21.049	QP
2		*	0.061	52.853	32.542	-59.045	111.898	20.311	QP

Note: Measure Level (dB μ V/m) = Reading Level (dB μ V) + Factor (dB)

Factor (dB) = Cable Loss (dB) + Antenna Factor (dB/m)

Site: AC1	Time: 2015/07/16 - 09:44
Limit: FCC_Part15.209_RE(3m)	Engineer: Roy Cheng
Probe: FMZB1519_0.009-30MHz	Polarity: Face on
EUT: BROADBAND CPE	Power: AC 120V/60Hz
Note: There is the ambient noise within frequency range 9kHz~30MHz.	

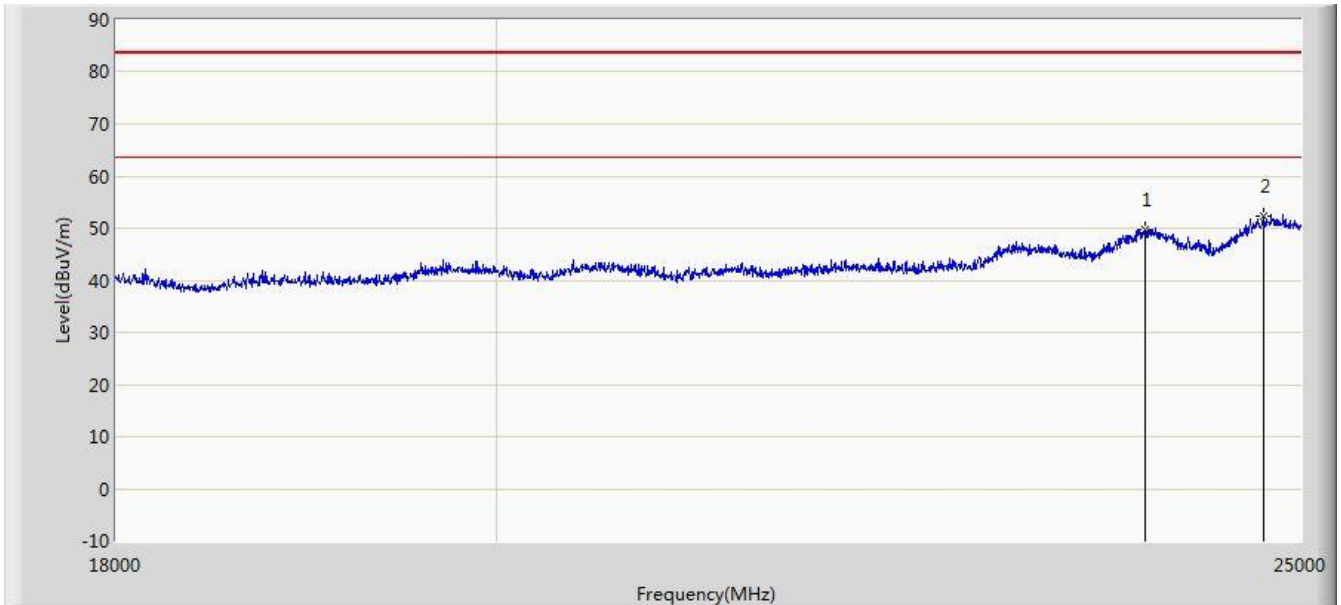


No	Flag	Mark	Frequency (MHz)	Measure Level (dBuV/m)	Reading Level (dBuV)	Over Limit (dB)	Limit (dBuV/m)	Factor (dB)	Type
1			0.502	34.370	13.947	-39.220	73.590	20.423	QP
2		*	1.334	31.595	11.104	-33.530	65.125	20.491	QP

Note: Measure Level (dBμV/m) = Reading Level (dBμV) + Factor (dB)

Factor (dB) = Cable Loss (dB) + Antenna Factor (dB/m)

Site: AC1	Time: 2015/07/16 - 10:21
Limit: FCC_Part15.209_RE(1m)	Engineer: Roy Cheng
Probe: BBHA9170_18-40GHz	Polarity: Horizontal
EUT: BROADBAND CPE	Power: AC 120V/60Hz
Note: There is the ambient noise within frequency range 18GHz~25GHz.	

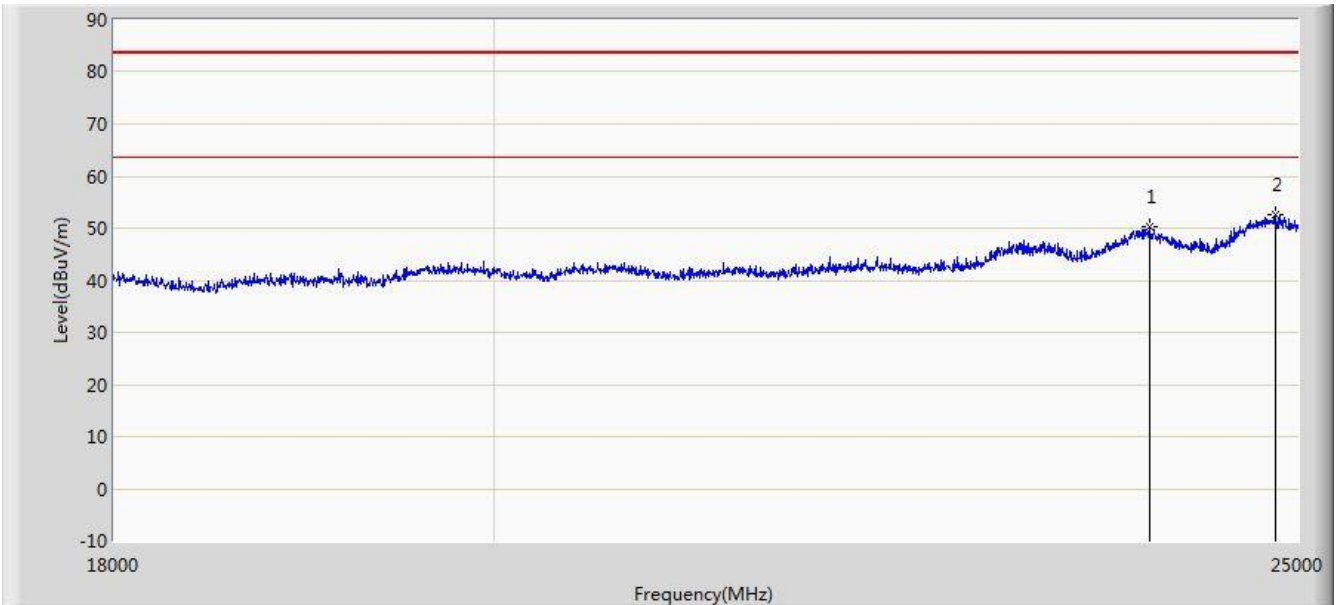


No	Flag	Mark	Frequency (MHz)	Measure Level (dBuV/m)	Reading Level (dBuV)	Over Limit (dB)	Limit (dBuV/m)	Factor (dB)	Type
1			23943.000	49.776	35.866	-33.724	83.500	13.910	PK
2		*	24741.000	52.375	37.681	-31.125	83.500	14.694	PK

Note: Measure Level (dBuV/m) = Reading Level (dBuV) + Factor (dB)

Factor (dB) = Cable Loss (dB) + Antenna Factor (dB/m) - Pre_Amplifier Gain (dB)

Site: AC1	Time: 2015/07/16 - 10:21
Limit: FCC_Part15.209_RE(1m)	Engineer: Roy Cheng
Probe: BBHA9170_18-40GHz	Polarity: Vertical
EUT: BROADBAND CPE	Power: AC 120V/60Hz
Note: There is the ambient noise within frequency range 18GHz~25GHz.	



No	Flag	Mark	Frequency (MHz)	Measure Level (dBuV/m)	Reading Level (dBuV)	Over Limit (dB)	Limit (dBuV/m)	Factor (dB)	Type
1			23999.000	50.379	36.435	-33.121	83.500	13.944	PK
2		*	24846.000	52.503	37.735	-30.997	83.500	14.768	PK

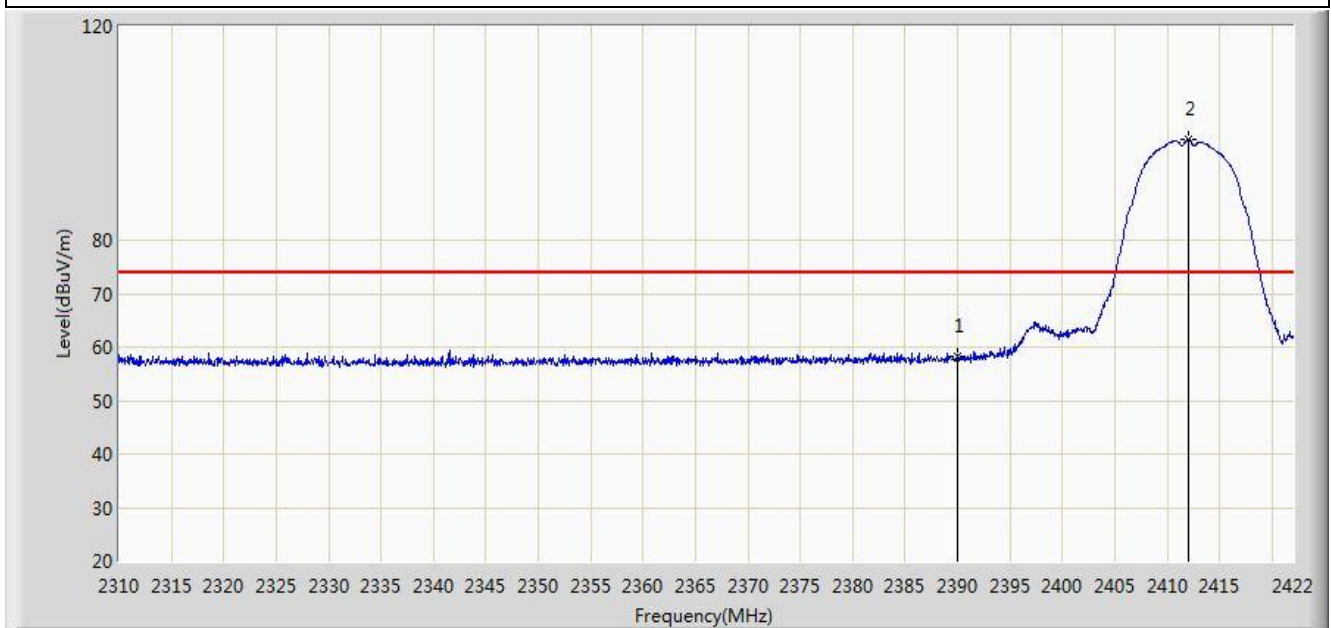
Note: Measure Level (dB μ V/m) = Reading Level (dB μ V) + Factor (dB)

Factor (dB) = Cable Loss (dB) + Antenna Factor (dB/m) - Pre_Amplifier Gain (dB)

7.7. Radiated Restricted Band Edge Measurement

7.7.1. Test Result

Site: AC 1	Time: 2015/07/26 - 17:48
Limit: FCC_Part15.209_RE(3m)	Engineer: Roy Cheng
Probe: BBHA9120D_1-18GHz	Polarity: Horizontal
EUT: BROADBAND CPE	Power: AC 120V/60Hz
Test Mode: Transmit by 802.11b at channel 2412MHz Ant 0	

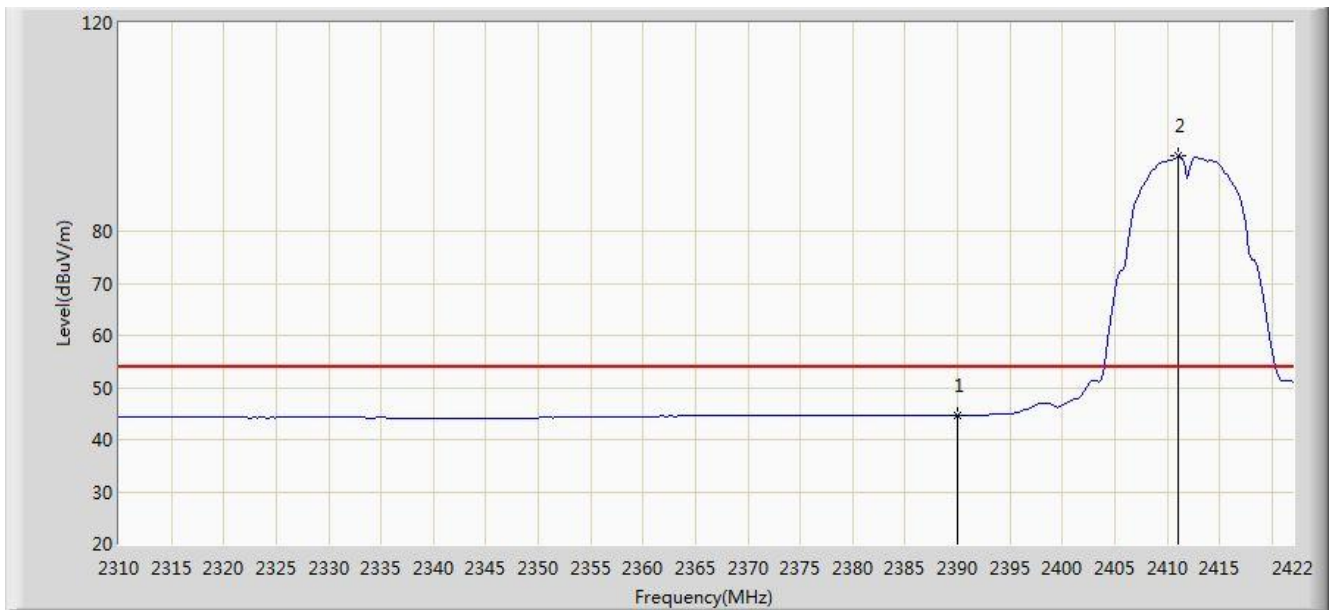


No	Flag	Mark	Frequency (MHz)	Measure Level (dBuV/m)	Reading Level (dBuV)	Over Limit (dB)	Limit (dBuV/m)	Factor (dB)	Type
1			2390.000	58.179	26.976	-15.821	74.000	31.203	PK
2		*	2411.920	100.218	69.048	N/A	N/A	31.170	PK

Note: Measure Level (dBuV/m) = Reading Level (dBuV) + Factor (dB)

Factor (dB) = Cable Loss (dB) + Antenna Factor (dB/m).

Site: AC 1	Time: 2015/07/27 - 17:58
Limit: FCC_Part15.209_RE(3m)	Engineer: Roy Cheng
Probe: BBHA9120D_1-18GHz	Polarity: Horizontal
EUT: BROADBAND CPE	Power: AC 120V/60Hz
Test Mode: Transmit by 802.11b at channel 2412MHz Ant 0	

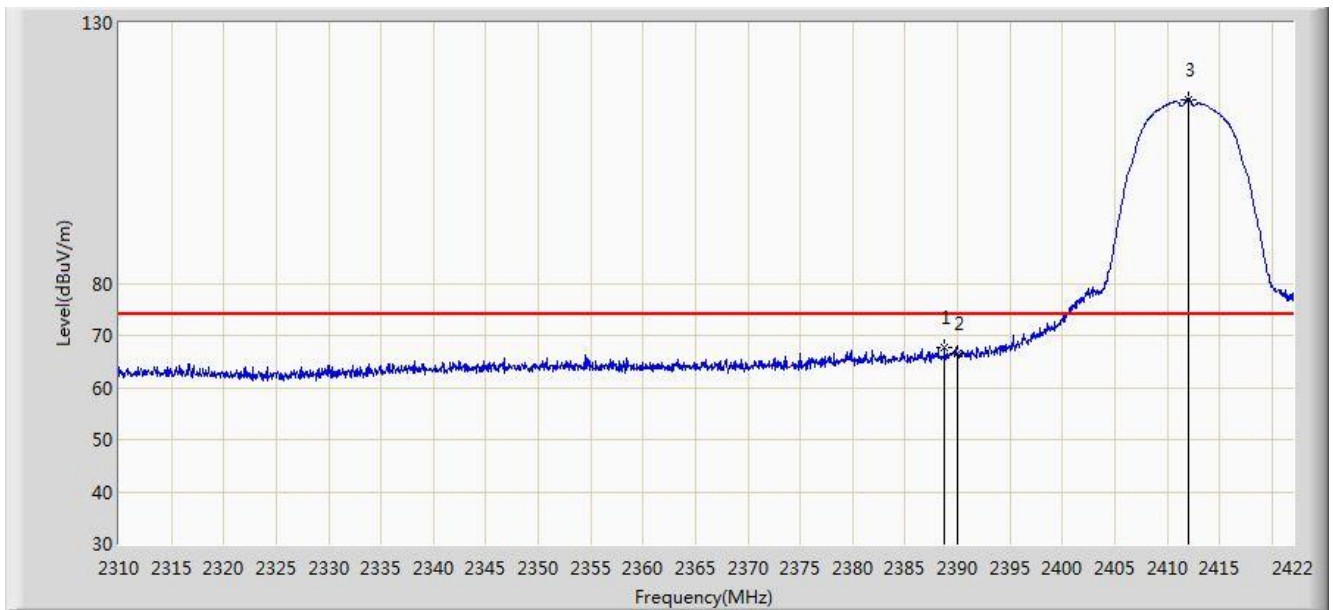


No	Flag	Mark	Frequency (MHz)	Measure Level (dBuV/m)	Reading Level (dBuV)	Over Limit (dB)	Limit (dBuV/m)	Factor (dB)	Type
1			2390.000	44.582	13.379	-9.418	54.000	31.203	AV
2		*	2411.080	94.427	63.256	N/A	N/A	31.171	AV

Note: Measure Level (dBuV/m) = Reading Level (dBuV) + Factor (dB)

Factor (dB) = Cable Loss (dB) + Antenna Factor (dB/m).

Site: AC 1	Time: 2015/07/27 - 18:07
Limit: FCC_Part15.209_RE(3m)	Engineer: Roy Cheng
Probe: BBHA9120D_1-18GHz	Polarity: Vertical
EUT: BROADBAND CPE	Power: AC 120V/60Hz
Test Mode: Transmit by 802.11b at channel 2412MHz Ant 0	

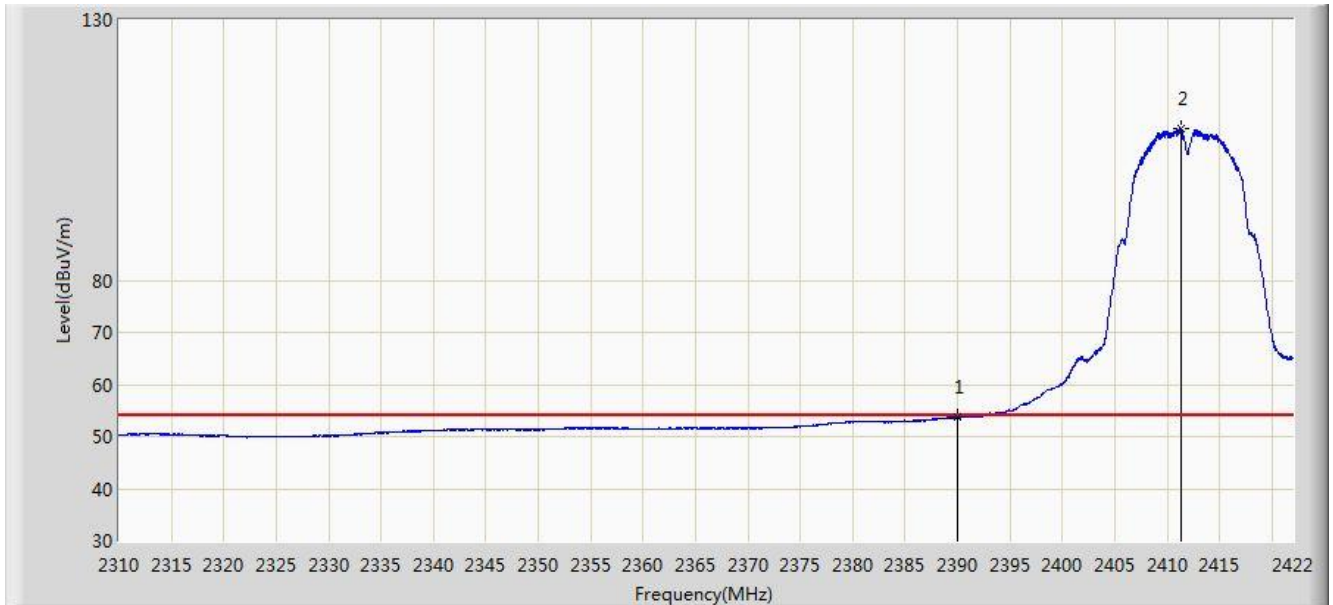


No	Flag	Mark	Frequency (MHz)	Measure Level (dBuV/m)	Reading Level (dBuV)	Over Limit (dB)	Limit (dBuV/m)	Factor (dB)	Type
1			2388.736	67.680	36.475	-6.320	74.000	31.205	PK
2			2390.000	66.410	35.207	-7.590	74.000	31.203	PK
3		*	2412.032	115.307	84.137	N/A	N/A	31.170	PK

Note: Measure Level (dBuV/m) = Reading Level (dBuV) + Factor (dB)

Factor (dB) = Cable Loss (dB) + Antenna Factor (dB/m).

Site: AC 1	Time: 2015/07/27 - 18:02
Limit: FCC_Part15.209_RE(3m)	Engineer: Roy Cheng
Probe: BBHA9120D_1-18GHz	Polarity: Vertical
EUT: BROADBAND CPE	Power: AC 120V/60Hz
Test Mode: Transmit by 802.11b at channel 2412MHz Ant 0	

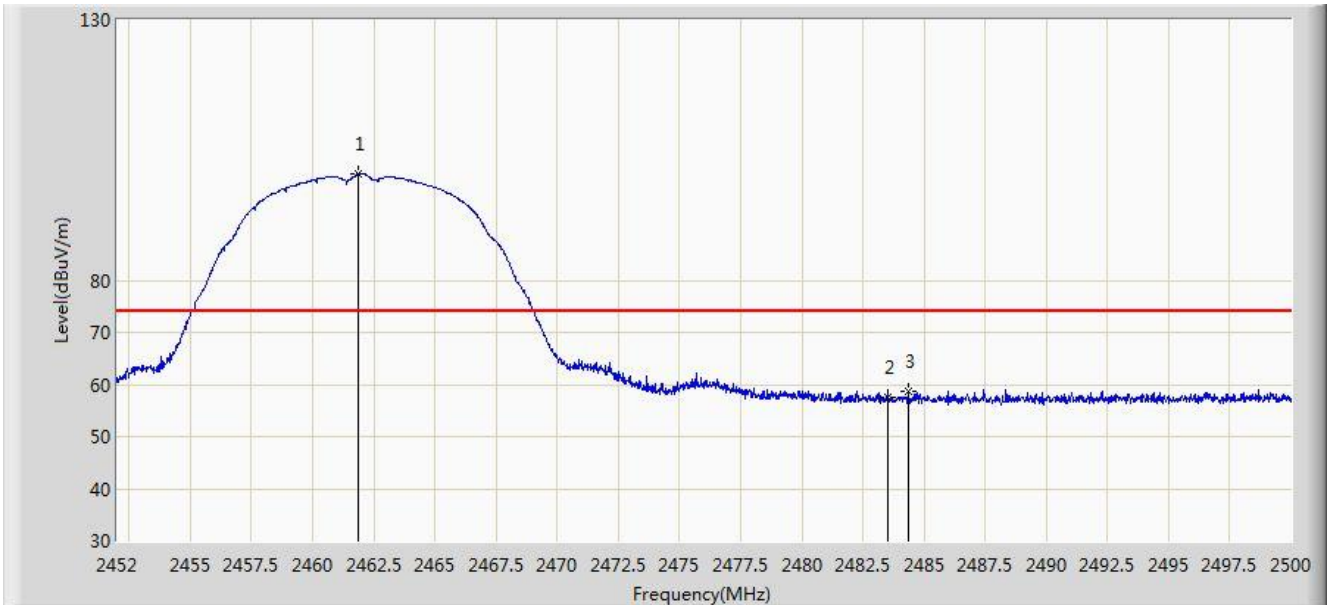


No	Flag	Mark	Frequency (MHz)	Measure Level (dBuV/m)	Reading Level (dBuV)	Over Limit (dB)	Limit (dBuV/m)	Factor (dB)	Type
1			2390.000	53.775	22.572	-0.225	54.000	31.203	AV
2		*	2411.304	109.116	77.945	N/A	N/A	31.171	AV

Note: Measure Level (dB μ V/m) = Reading Level (dB μ V) + Factor (dB)

Factor (dB) = Cable Loss (dB) + Antenna Factor (dB/m).

Site: AC 1	Time: 2015/07/27 - 18:58
Limit: FCC_Part15.209_RE(3m)	Engineer: Roy Cheng
Probe: BBHA9120D_1-18GHz	Polarity: Horizontal
EUT: BROADBAND CPE	Power: AC 120V/60Hz
Test Mode: Transmit by 802.11b at channel 2462MHz Ant 0	



No	Flag	Mark	Frequency (MHz)	Measure Level (dBuV/m)	Reading Level (dBuV)	Over Limit (dB)	Limit (dBuV/m)	Factor (dB)	Type
1		*	2461.840	100.374	69.239	N/A	N/A	31.135	PK
2			2483.500	57.635	26.442	-16.365	74.000	31.194	PK
3			2484.376	58.590	27.394	-15.410	74.000	31.195	PK

Note: Measure Level (dBuV/m) = Reading Level (dBuV) + Factor (dB)

Factor (dB) = Cable Loss (dB) + Antenna Factor (dB/m).

Site: AC 1	Time: 2015/07/27 - 19:02
Limit: FCC_Part15.209_RE(3m)	Engineer: Roy Cheng
Probe: BBHA9120D_1-18GHz	Polarity: Vertical
EUT: BROADBAND CPE	Power: AC 120V/60Hz
Test Mode: Transmit by 802.11b at channel 2462MHz Ant 0	

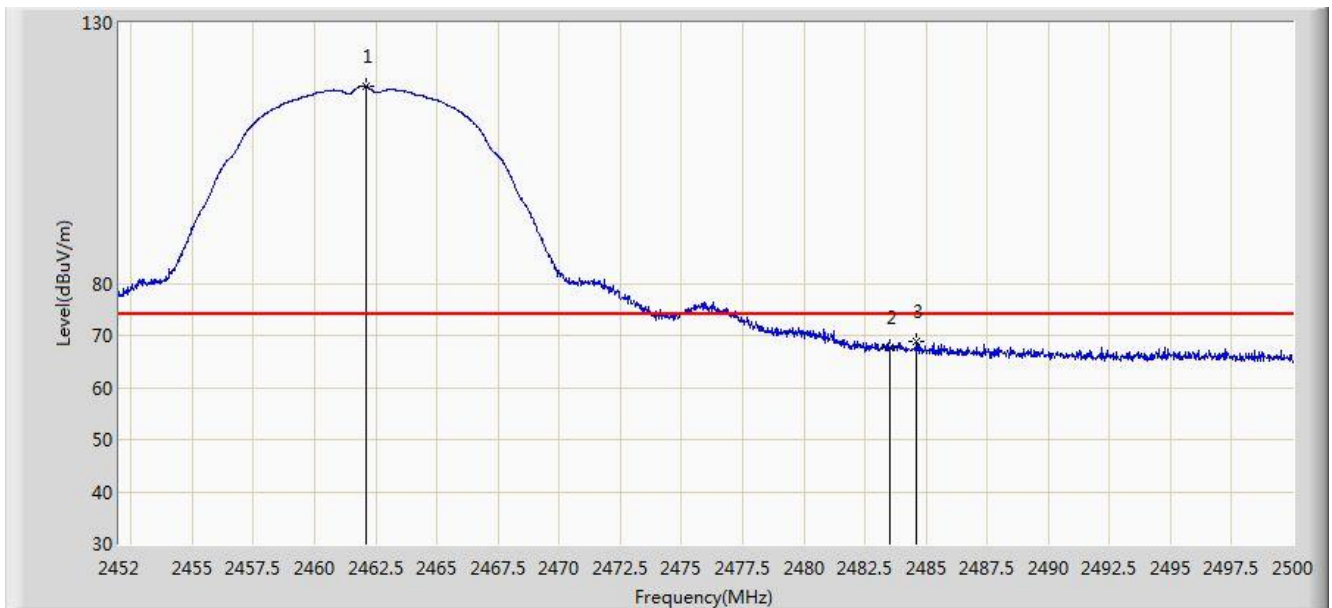


No	Flag	Mark	Frequency (MHz)	Measure Level (dBuV/m)	Reading Level (dBuV)	Over Limit (dB)	Limit (dBuV/m)	Factor (dB)	Type
1		*	2461.168	94.305	63.171	N/A	N/A	31.134	AV
2			2483.500	44.280	13.087	-9.720	54.000	31.194	AV

Note: Measure Level (dBuV/m) = Reading Level (dBuV) + Factor (dB)

Factor (dB) = Cable Loss (dB) + Antenna Factor (dB/m).

Site: AC 1	Time: 2015/07/27 - 18:57
Limit: FCC_Part15.209_RE(3m)	Engineer: Roy Cheng
Probe: BBHA9120D_1-18GHz	Polarity: Vertical
EUT: BROADBAND CPE	Power: AC 120V/60Hz
Test Mode: Transmit by 802.11b at channel 2462MHz Ant 0	



No	Flag	Mark	Frequency (MHz)	Measure Level (dBuV/m)	Reading Level (dBuV)	Over Limit (dB)	Limit (dBuV/m)	Factor (dB)	Type
1		*	2462.128	117.737	86.601	N/A	N/A	31.135	PK
2			2483.500	67.582	36.389	-6.418	74.000	31.194	PK
3			2484.616	68.766	37.570	-5.234	74.000	31.197	PK

Note: Measure Level (dBuV/m) = Reading Level (dBuV) + Factor (dB)

Factor (dB) = Cable Loss (dB) + Antenna Factor (dB/m).

Site: AC 1	Time: 2015/07/27 - 18:58
Limit: FCC_Part15.209_RE(3m)	Engineer: Roy Cheng
Probe: BBHA9120D_1-18GHz	Polarity: Vertical
EUT: BROADBAND CPE	Power: AC 120V/60Hz
Test Mode: Transmit by 802.11b at channel 2462MHz Ant 0	

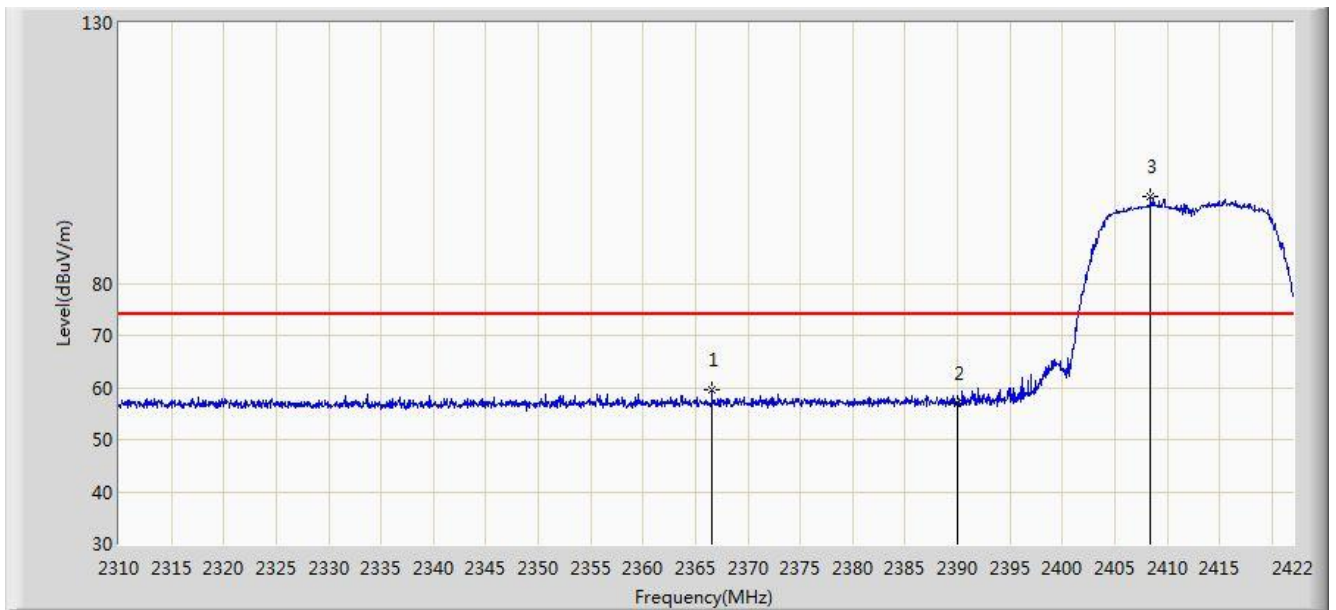


No	Flag	Mark	Frequency (MHz)	Measure Level (dBuV/m)	Reading Level (dBuV)	Over Limit (dB)	Limit (dBuV/m)	Factor (dB)	Type
1		*	2461.240	111.580	80.446	N/A	N/A	31.134	AV
2			2483.500	53.849	22.656	-0.151	54.000	31.194	AV

Note: Measure Level (dBuV/m) = Reading Level (dBuV) + Factor (dB)

Factor (dB) = Cable Loss (dB) + Antenna Factor (dB/m).

Site: AC 1	Time: 2015/07/27 - 19:10
Limit: FCC_Part15.209_RE(3m)	Engineer: Roy Cheng
Probe: BBHA9120D_1-18GHz	Polarity: Horizontal
EUT: BROADBAND CPE	Power: AC 120V/60Hz
Test Mode: Transmit by 802.11g at channel 2412MHz Ant 0	

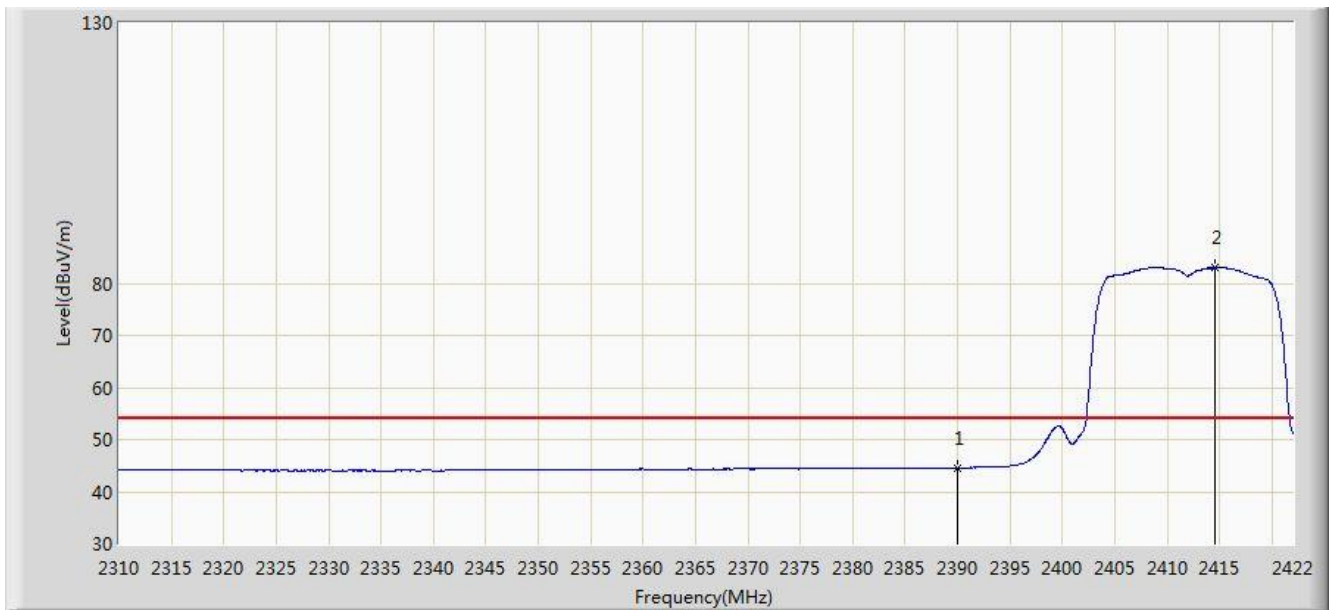


No	Flag	Mark	Frequency (MHz)	Measure Level (dBuV/m)	Reading Level (dBuV)	Over Limit (dB)	Limit (dBuV/m)	Factor (dB)	Type
1			2366.560	59.471	28.225	-14.529	74.000	31.247	PK
2			2390.000	56.914	25.711	-17.086	74.000	31.203	PK
3		*	2408.448	96.763	65.588	N/A	N/A	31.175	PK

Note: Measure Level (dBuV/m) = Reading Level (dBuV) + Factor (dB)

Factor (dB) = Cable Loss (dB) + Antenna Factor (dB/m).

Site: AC 1	Time: 2015/07/27 - 19:12
Limit: FCC_Part15.209_RE(3m)	Engineer: Roy Cheng
Probe: BBHA9120D_1-18GHz	Polarity: Horizontal
EUT: BROADBAND CPE	Power: AC 120V/60Hz
Test Mode: Transmit by 802.11g at channel 2412MHz Ant 0	

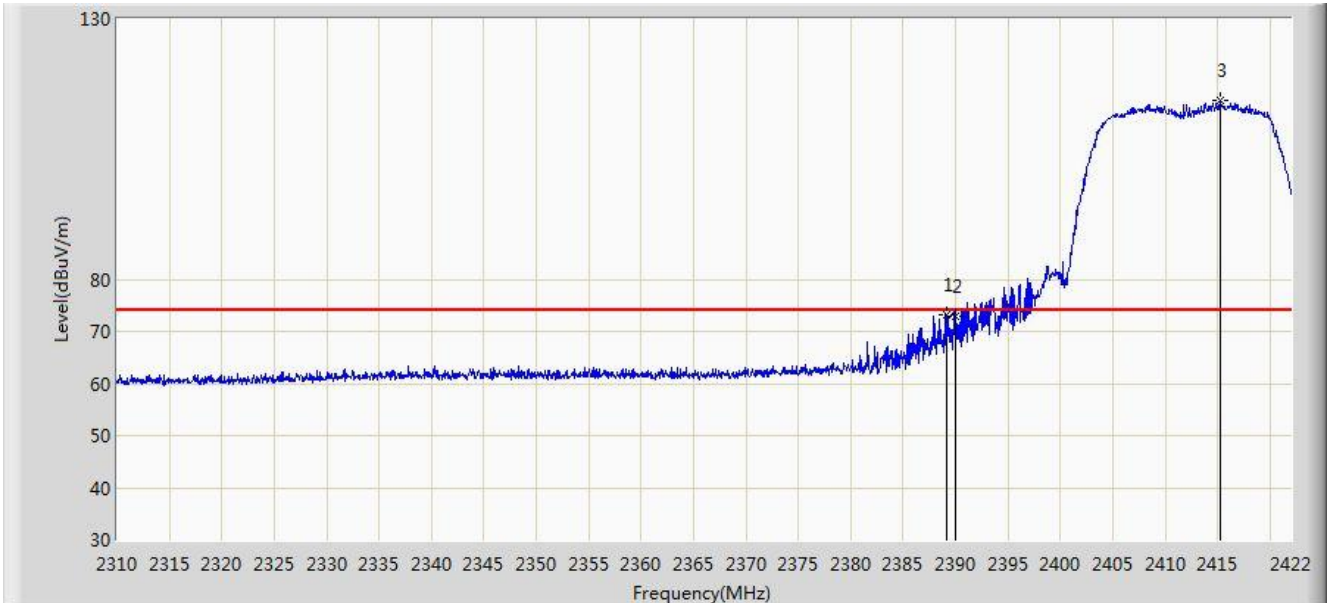


No	Flag	Mark	Frequency (MHz)	Measure Level (dBuV/m)	Reading Level (dBuV)	Over Limit (dB)	Limit (dBuV/m)	Factor (dB)	Type
1			2390.000	44.608	13.405	-9.392	54.000	31.203	AV
2		*	2414.608	82.960	51.795	N/A	N/A	31.165	AV

Note: Measure Level (dB μ V/m) = Reading Level (dB μ V) + Factor (dB)

Factor (dB) = Cable Loss (dB) + Antenna Factor (dB/m).

Site: AC 1	Time: 2015/07/27 - 19:08
Limit: FCC_Part15.209_RE(3m)	Engineer: Roy Cheng
Probe: BBHA9120D_1-18GHz	Polarity: Vertical
EUT: BROADBAND CPE	Power: AC 120V/60Hz
Test Mode: Transmit by 802.11g at channel 2412MHz Ant 0	

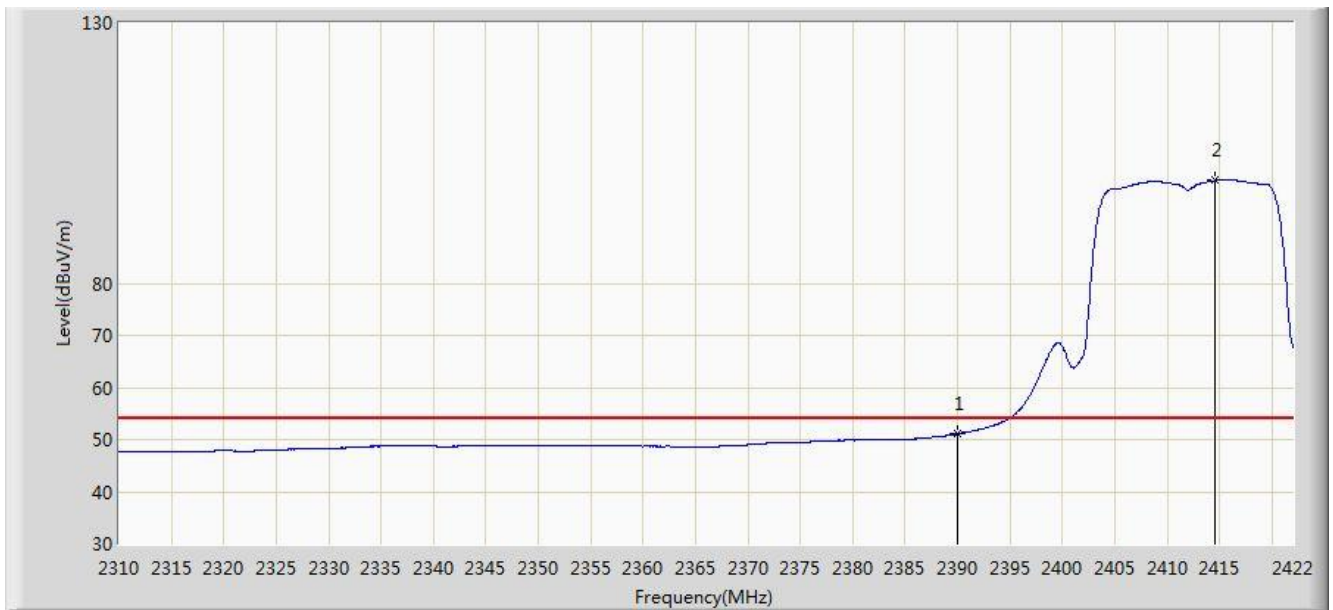


No	Flag	Mark	Frequency (MHz)	Measure Level (dBuV/m)	Reading Level (dBuV)	Over Limit (dB)	Limit (dBuV/m)	Factor (dB)	Type
1			2389.184	73.277	42.073	-0.723	74.000	31.204	PK
2			2390.000	72.922	41.719	-1.078	74.000	31.203	PK
3		*	2415.224	114.335	83.171	N/A	N/A	31.164	PK

Note: Measure Level (dBuV/m) = Reading Level (dBuV) + Factor (dB)

Factor (dB) = Cable Loss (dB) + Antenna Factor (dB/m).

Site: AC 1	Time: 2015/07/27 - 19:09
Limit: FCC_Part15.209_RE(3m)	Engineer: Roy Cheng
Probe: BBHA9120D_1-18GHz	Polarity: Vertical
EUT: BROADBAND CPE	Power: AC 120V/60Hz
Test Mode: Transmit by 802.11g at channel 2412MHz Ant 0	

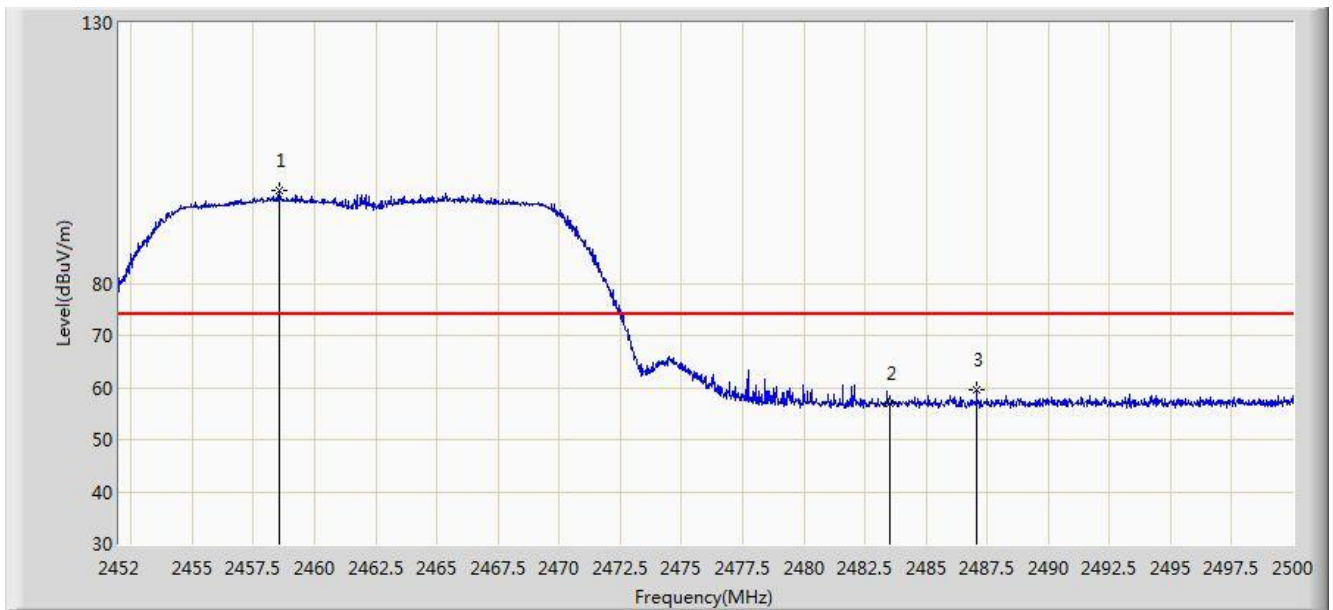


No	Flag	Mark	Frequency (MHz)	Measure Level (dBuV/m)	Reading Level (dBuV)	Over Limit (dB)	Limit (dBuV/m)	Factor (dB)	Type
1			2390.000	51.129	19.926	-2.871	54.000	31.203	AV
2		*	2414.608	99.723	68.558	N/A	N/A	31.165	AV

Note: Measure Level (dB μ V/m) = Reading Level (dB μ V) + Factor (dB)

Factor (dB) = Cable Loss (dB) + Antenna Factor (dB/m).

Site: AC 1	Time: 2015/07/27 - 19:17
Limit: FCC_Part15.209_RE(3m)	Engineer: Roy Cheng
Probe: BBHA9120D_1-18GHz	Polarity: Horizontal
EUT: BROADBAND CPE	Power: AC 120V/60Hz
Test Mode: Transmit by 802.11g at channel 2462MHz Ant 0	

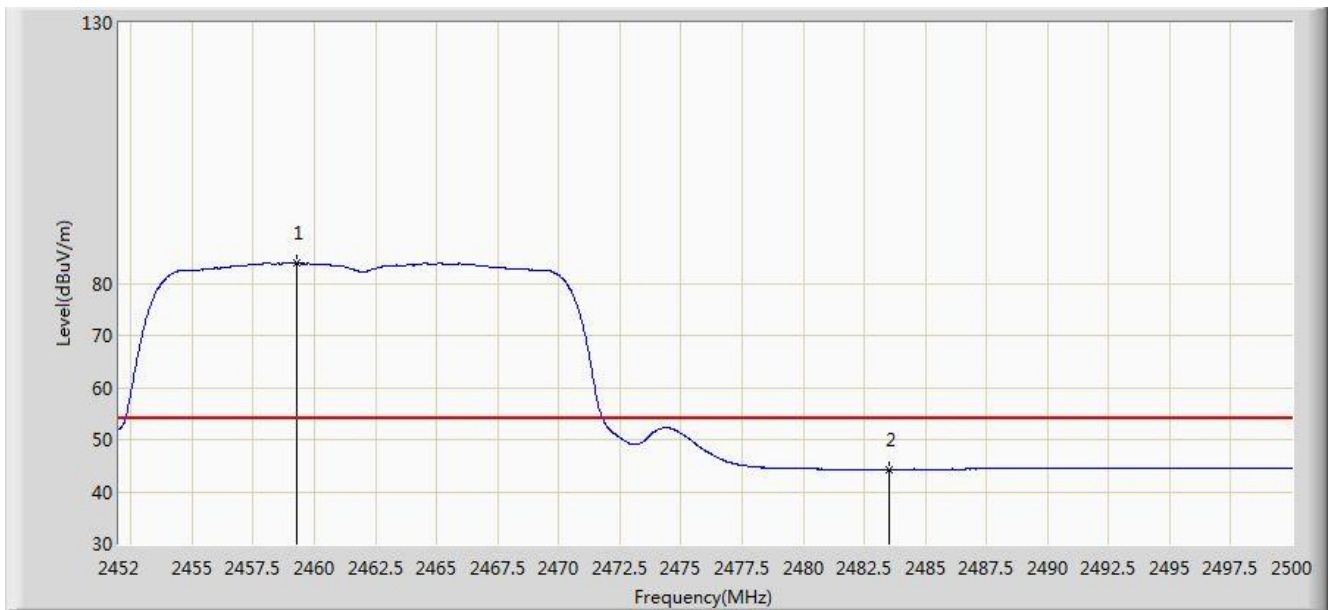


No	Flag	Mark	Frequency (MHz)	Measure Level (dBuV/m)	Reading Level (dBuV)	Over Limit (dB)	Limit (dBuV/m)	Factor (dB)	Type
1		*	2458.552	97.755	66.626	N/A	N/A	31.129	PK
2			2483.500	56.870	25.677	-17.130	74.000	31.194	PK
3			2487.064	59.478	28.275	-14.522	74.000	31.203	PK

Note: Measure Level (dBuV/m) = Reading Level (dBuV) + Factor (dB)

Factor (dB) = Cable Loss (dB) + Antenna Factor (dB/m).

Site: AC 1	Time: 2015/07/27 - 19:18
Limit: FCC_Part15.209_RE(3m)	Engineer: Roy Cheng
Probe: BBHA9120D_1-18GHz	Polarity: Horizontal
EUT: BROADBAND CPE	Power: AC 120V/60Hz
Test Mode: Transmit by 802.11g at channel 2462MHz Ant 0	

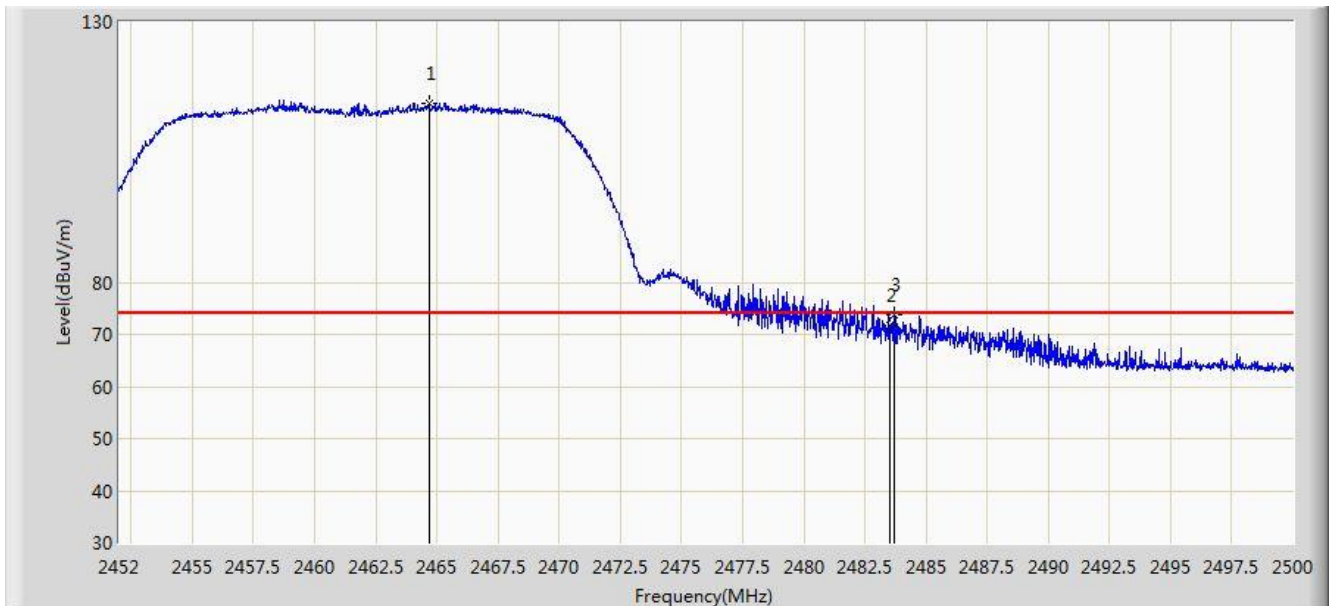


No	Flag	Mark	Frequency (MHz)	Measure Level (dBuV/m)	Reading Level (dBuV)	Over Limit (dB)	Limit (dBuV/m)	Factor (dB)	Type
1		*	2459.296	83.898	52.767	N/A	N/A	31.131	AV
2			2483.500	44.292	13.099	-9.708	54.000	31.194	AV

Note: Measure Level (dBuV/m) = Reading Level (dBuV) + Factor (dB)

Factor (dB) = Cable Loss (dB) + Antenna Factor (dB/m).

Site: AC 1	Time: 2015/07/27 - 19:15
Limit: FCC_Part15.209_RE(3m)	Engineer: Roy Cheng
Probe: BBHA9120D_1-18GHz	Polarity: Vertical
EUT: BROADBAND CPE	Power: AC 120V/60Hz
Test Mode: Transmit by 802.11g at channel 2462MHz Ant 0	



No	Flag	Mark	Frequency (MHz)	Measure Level (dBuV/m)	Reading Level (dBuV)	Over Limit (dB)	Limit (dBuV/m)	Factor (dB)	Type
1		*	2464.672	114.393	83.252	N/A	N/A	31.142	PK
2			2483.500	71.595	40.402	-2.405	74.000	31.194	PK
3			2483.680	73.797	42.603	-0.203	74.000	31.194	PK

Note: Measure Level (dBuV/m) = Reading Level (dBuV) + Factor (dB)

Factor (dB) = Cable Loss (dB) + Antenna Factor (dB/m).

Site: AC 1	Time: 2015/07/27 - 19:17
Limit: FCC_Part15.209_RE(3m)	Engineer: Roy Cheng
Probe: BBHA9120D_1-18GHz	Polarity: Vertical
EUT: BROADBAND CPE	Power: AC 120V/60Hz
Test Mode: Transmit by 802.11g at channel 2462MHz Ant 0	

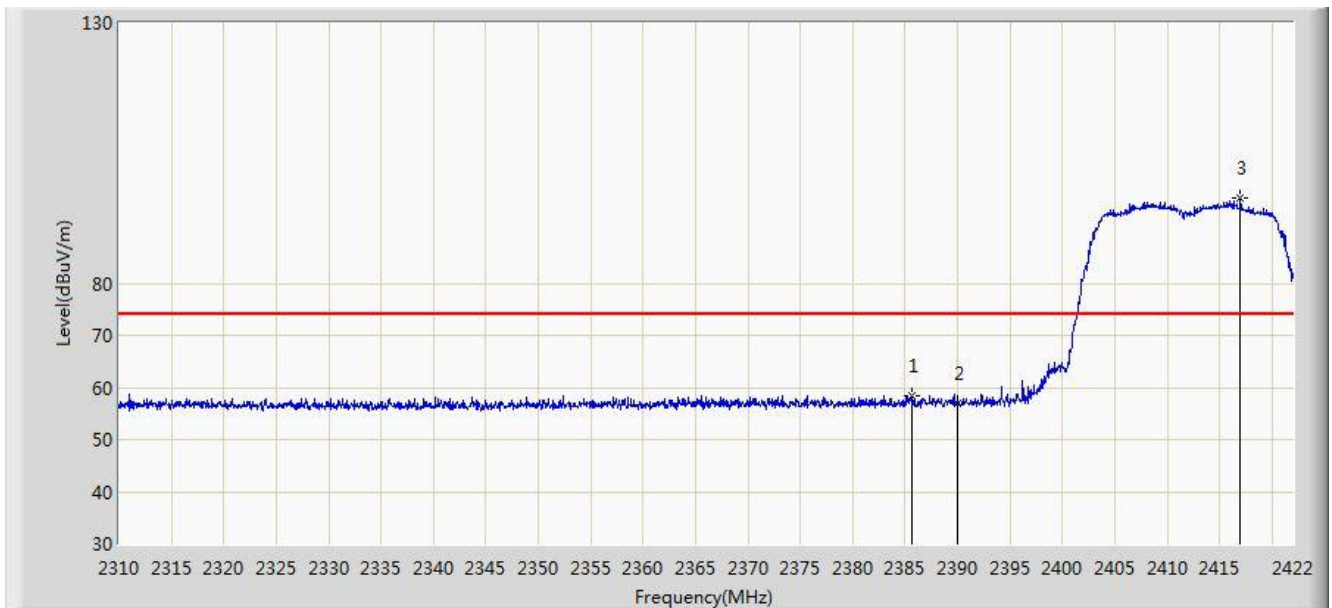


No	Flag	Mark	Frequency (MHz)	Measure Level (dBuV/m)	Reading Level (dBuV)	Over Limit (dB)	Limit (dBuV/m)	Factor (dB)	Type
1		*	2458.480	100.108	68.979	N/A	N/A	31.129	AV
2			2483.500	51.560	20.367	-2.440	54.000	31.194	AV

Note: Measure Level (dBuV/m) = Reading Level (dBuV) + Factor (dB)

Factor (dB) = Cable Loss (dB) + Antenna Factor (dB/m).

Site: AC 1	Time: 2015/07/27 - 19:25
Limit: FCC_Part15.209_RE(3m)	Engineer: Roy Cheng
Probe: BBHA9120D_1-18GHz	Polarity: Horizontal
EUT: BROADBAND CPE	Power: AC 120V/60Hz
Test Mode: Transmit by 802.11n-HT20 at channel 2412MHz Ant 0	

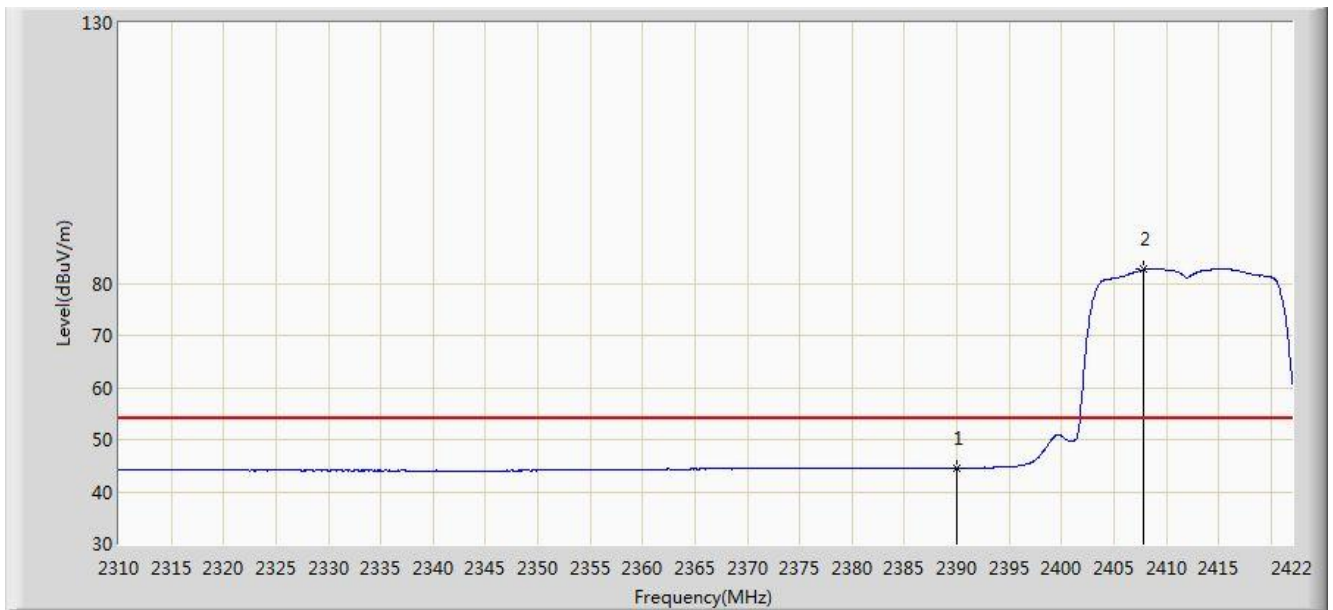


No	Flag	Mark	Frequency (MHz)	Measure Level (dBuV/m)	Reading Level (dBuV)	Over Limit (dB)	Limit (dBuV/m)	Factor (dB)	Type
1			2385.600	58.475	27.264	-15.525	74.000	31.211	PK
2			2390.000	57.035	25.832	-16.965	74.000	31.203	PK
3		*	2417.016	96.327	65.166	N/A	N/A	31.161	PK

Note: Measure Level (dBuV/m) = Reading Level (dBuV) + Factor (dB)

Factor (dB) = Cable Loss (dB) + Antenna Factor (dB/m).

Site: AC 1	Time: 2015/07/27 - 19:26
Limit: FCC_Part15.209_RE(3m)	Engineer: Roy Cheng
Probe: BBHA9120D_1-18GHz	Polarity: Horizontal
EUT: BROADBAND CPE	Power: AC 120V/60Hz
Test Mode: Transmit by 802.11n-HT20 at channel 2412MHz Ant 0	

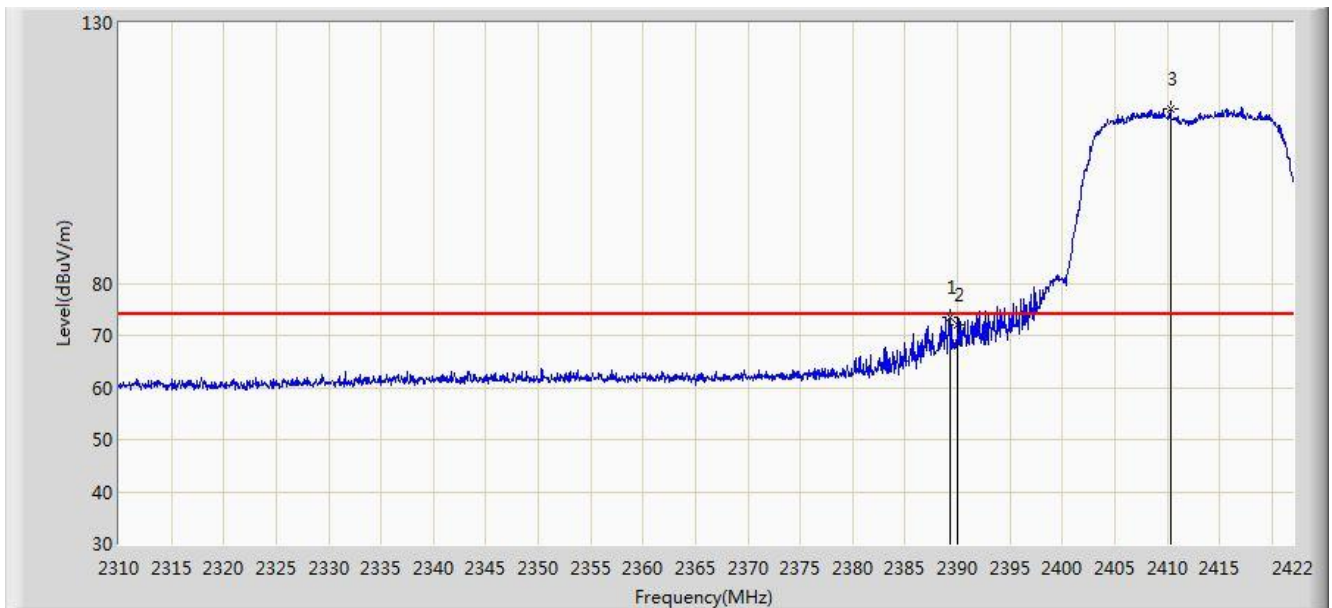


No	Flag	Mark	Frequency (MHz)	Measure Level (dBuV/m)	Reading Level (dBuV)	Over Limit (dB)	Limit (dBuV/m)	Factor (dB)	Type
1			2390.000	44.491	13.288	-9.509	54.000	31.203	AV
2		*	2407.888	82.643	51.467	N/A	N/A	31.176	AV

Note: Measure Level (dB μ V/m) = Reading Level (dB μ V) + Factor (dB)

Factor (dB) = Cable Loss (dB) + Antenna Factor (dB/m).

Site: AC 1	Time: 2015/07/27 - 19:23
Limit: FCC_Part15.209_RE(3m)	Engineer: Roy Cheng
Probe: BBHA9120D_1-18GHz	Polarity: Vertical
EUT: BROADBAND CPE	Power: AC 120V/60Hz
Test Mode: Transmit by 802.11n-HT20 at channel 2412MHz Ant 0	

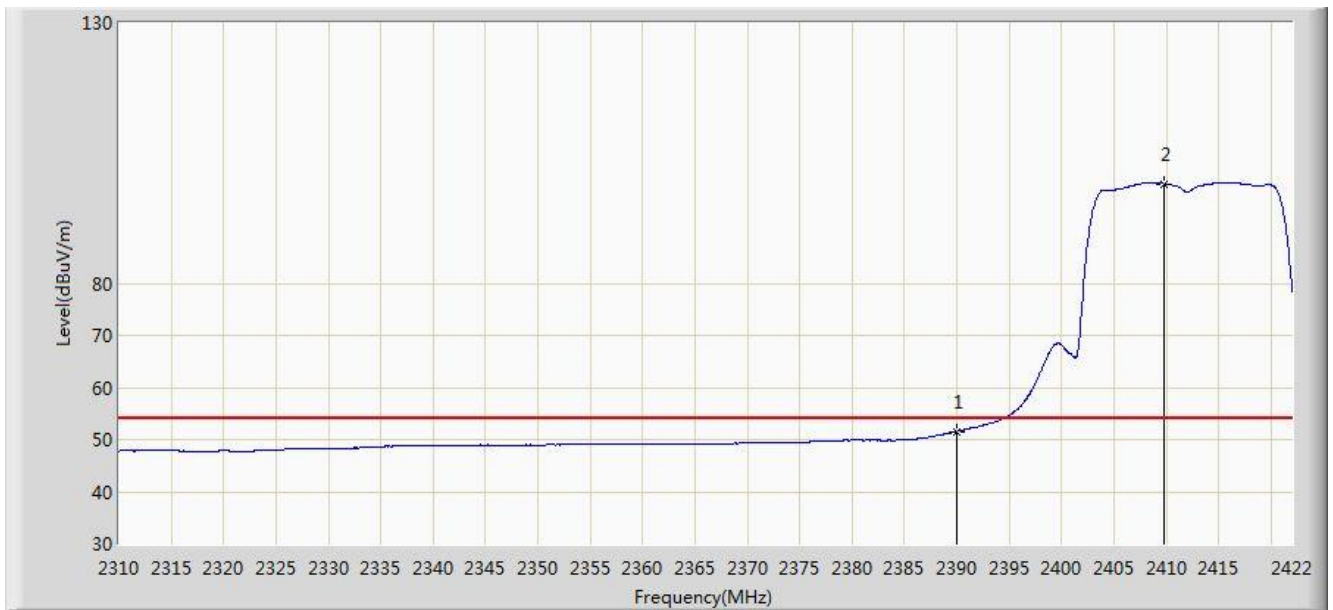


No	Flag	Mark	Frequency (MHz)	Measure Level (dBuV/m)	Reading Level (dBuV)	Over Limit (dB)	Limit (dBuV/m)	Factor (dB)	Type
1			2389.352	73.387	42.183	-0.613	74.000	31.203	PK
2			2390.000	72.055	40.852	-1.945	74.000	31.203	PK
3		*	2410.296	113.439	82.267	N/A	N/A	31.172	PK

Note: Measure Level (dB μ V/m) = Reading Level (dB μ V) + Factor (dB)

Factor (dB) = Cable Loss (dB) + Antenna Factor (dB/m).

Site: AC 1	Time: 2015/07/27 - 19:25
Limit: FCC_Part15.209_RE(3m)	Engineer: Roy Cheng
Probe: BBHA9120D_1-18GHz	Polarity: Vertical
EUT: BROADBAND CPE	Power: AC 120V/60Hz
Test Mode: Transmit by 802.11n-HT20 at channel 2412MHz Ant 0	

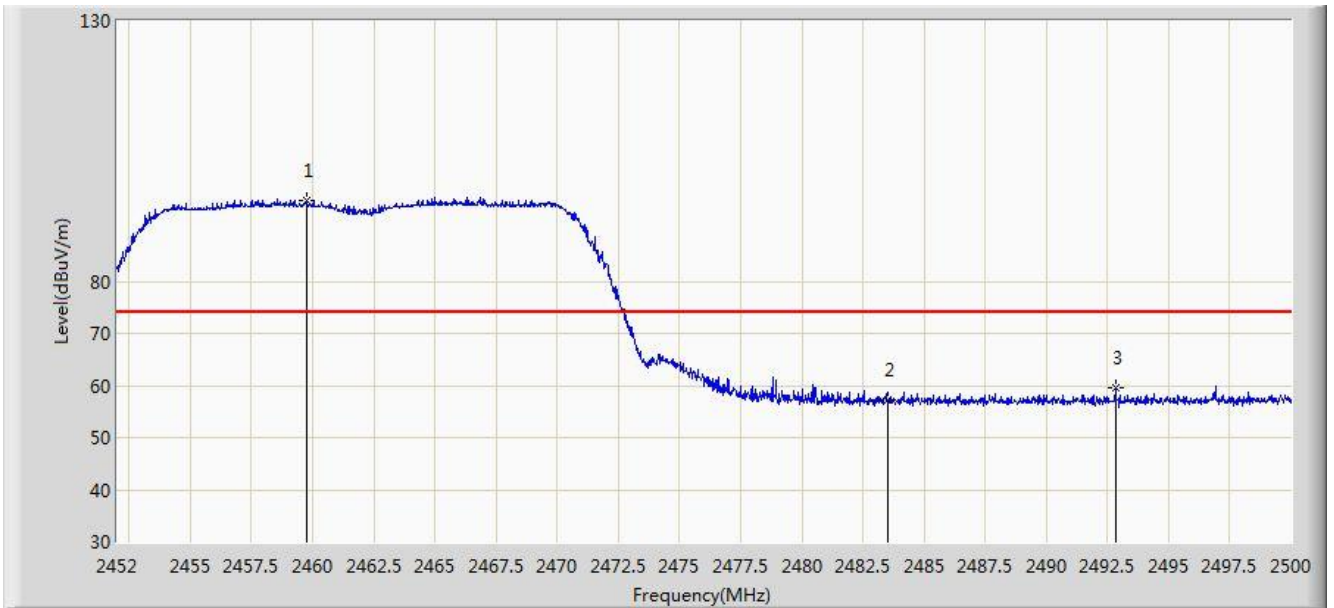


No	Flag	Mark	Frequency (MHz)	Measure Level (dBuV/m)	Reading Level (dBuV)	Over Limit (dB)	Limit (dBuV/m)	Factor (dB)	Type
1			2390.000	51.574	20.371	-2.426	54.000	31.203	AV
2		*	2409.736	99.107	67.934	N/A	N/A	31.173	AV

Note: Measure Level (dB μ V/m) = Reading Level (dB μ V) + Factor (dB)

Factor (dB) = Cable Loss (dB) + Antenna Factor (dB/m).

Site: AC 1	Time: 2015/07/27 - 19:31
Limit: FCC_Part15.209_RE(3m)	Engineer: Roy Cheng
Probe: BBHA9120D_1-18GHz	Polarity: Horizontal
EUT: BROADBAND CPE	Power: AC 120V/60Hz
Test Mode: Transmit by 802.11n-HT20 at channel 2462MHz Ant 0	

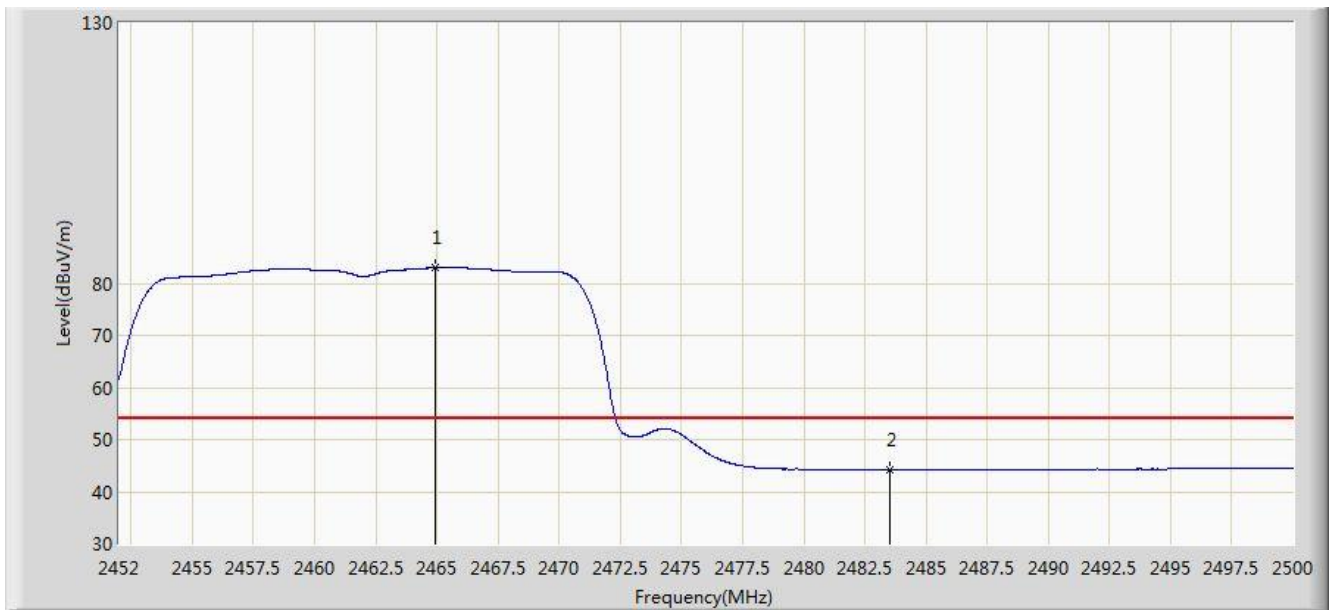


No	Flag	Mark	Frequency (MHz)	Measure Level (dBuV/m)	Reading Level (dBuV)	Over Limit (dB)	Limit (dBuV/m)	Factor (dB)	Type
1		*	2459.752	95.440	64.309	N/A	N/A	31.131	PK
2			2483.500	57.157	25.964	-16.843	74.000	31.194	PK
3			2492.824	59.428	28.210	-14.572	74.000	31.217	PK

Note: Measure Level (dBuV/m) = Reading Level (dBuV) + Factor (dB)

Factor (dB) = Cable Loss (dB) + Antenna Factor (dB/m).

Site: AC 1	Time: 2015/07/27 - 19:32
Limit: FCC_Part15.209_RE(3m)	Engineer: Roy Cheng
Probe: BBHA9120D_1-18GHz	Polarity: Horizontal
EUT: BROADBAND CPE	Power: AC 120V/60Hz
Test Mode: Transmit by 802.11n-HT20 at channel 2462MHz Ant 0	

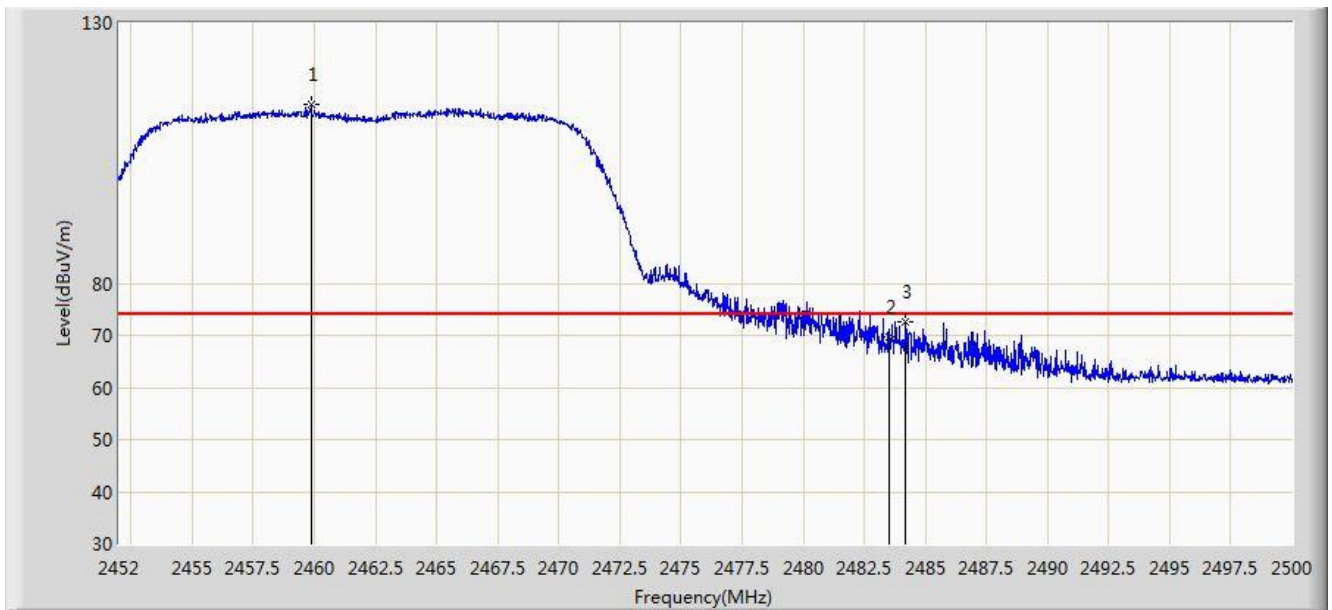


No	Flag	Mark	Frequency (MHz)	Measure Level (dBuV/m)	Reading Level (dBuV)	Over Limit (dB)	Limit (dBuV/m)	Factor (dB)	Type
1		*	2464.960	82.961	51.819	N/A	N/A	31.142	AV
2			2483.500	44.204	13.011	-9.796	54.000	31.194	AV

Note: Measure Level (dBuV/m) = Reading Level (dBuV) + Factor (dB)

Factor (dB) = Cable Loss (dB) + Antenna Factor (dB/m).

Site: AC 1	Time: 2015/07/27 - 19:29
Limit: FCC_Part15.209_RE(3m)	Engineer: Roy Cheng
Probe: BBHA9120D_1-18GHz	Polarity: Vertical
EUT: BROADBAND CPE	Power: AC 120V/60Hz
Test Mode: Transmit by 802.11n-HT20 at channel 2462MHz Ant 0	



No	Flag	Mark	Frequency (MHz)	Measure Level (dBuV/m)	Reading Level (dBuV)	Over Limit (dB)	Limit (dBuV/m)	Factor (dB)	Type
1		*	2459.872	114.208	83.076	N/A	N/A	31.131	PK
2			2483.500	69.805	38.612	-4.195	74.000	31.194	PK
3			2484.184	72.473	41.278	-1.527	74.000	31.195	PK

Note: Measure Level (dBuV/m) = Reading Level (dBuV) + Factor (dB)

Factor (dB) = Cable Loss (dB) + Antenna Factor (dB/m).

Site: AC 1	Time: 2015/07/27 - 19:30
Limit: FCC_Part15.209_RE(3m)	Engineer: Roy Cheng
Probe: BBHA9120D_1-18GHz	Polarity: Vertical
EUT: BROADBAND CPE	Power: AC 120V/60Hz
Test Mode: Transmit by 802.11n-HT20 at channel 2462MHz Ant 0	

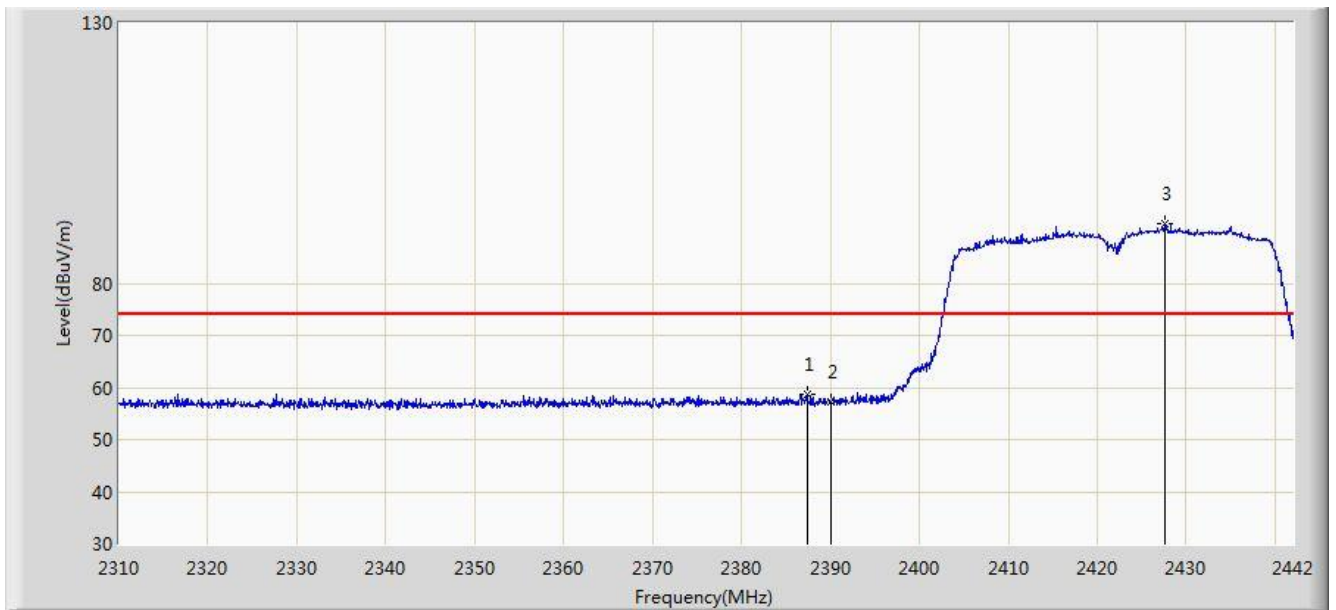


No	Flag	Mark	Frequency (MHz)	Measure Level (dBuV/m)	Reading Level (dBuV)	Over Limit (dB)	Limit (dBuV/m)	Factor (dB)	Type
1		*	2460.400	99.102	67.969	N/A	N/A	31.133	AV
2			2483.500	49.950	18.757	-4.050	54.000	31.194	AV

Note: Measure Level (dBuV/m) = Reading Level (dBuV) + Factor (dB)

Factor (dB) = Cable Loss (dB) + Antenna Factor (dB/m).

Site: AC 1	Time: 2015/07/27 - 19:35
Limit: FCC_Part15.209_RE(3m)	Engineer: Roy Cheng
Probe: BBHA9120D_1-18GHz	Polarity: Horizontal
EUT: BROADBAND CPE	Power: AC 120V/60Hz
Test Mode: Transmit by 802.11n-HT40 at channel 2422MHz Ant 0	

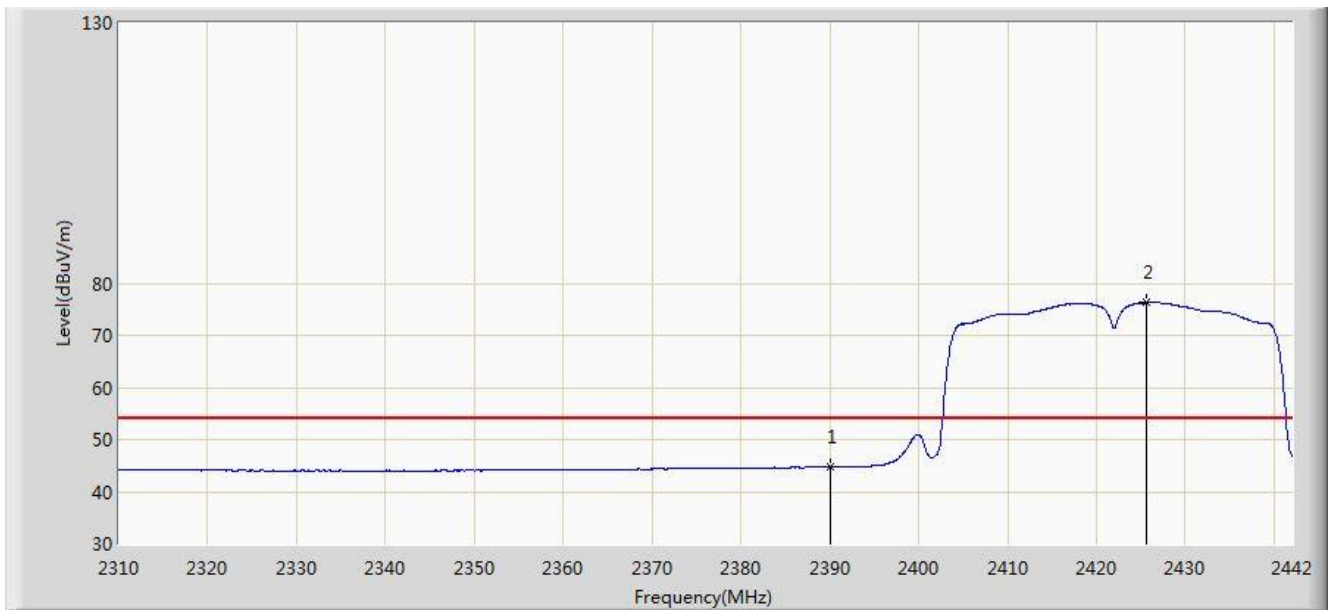


No	Flag	Mark	Frequency (MHz)	Measure Level (dBuV/m)	Reading Level (dBuV)	Over Limit (dB)	Limit (dBuV/m)	Factor (dB)	Type
1			2387.352	58.614	27.406	-15.386	74.000	31.208	PK
2			2390.000	57.122	25.919	-16.878	74.000	31.203	PK
3		*	2427.546	91.340	60.197	N/A	N/A	31.143	PK

Note: Measure Level (dBuV/m) = Reading Level (dBuV) + Factor (dB)

Factor (dB) = Cable Loss (dB) + Antenna Factor (dB/m).

Site: AC 1	Time: 2015/07/27 - 19:36
Limit: FCC_Part15.209_RE(3m)	Engineer: Roy Cheng
Probe: BBHA9120D_1-18GHz	Polarity: Horizontal
EUT: BROADBAND CPE	Power: AC 120V/60Hz
Test Mode: Transmit by 802.11n-HT40 at channel 2422MHz Ant 0	

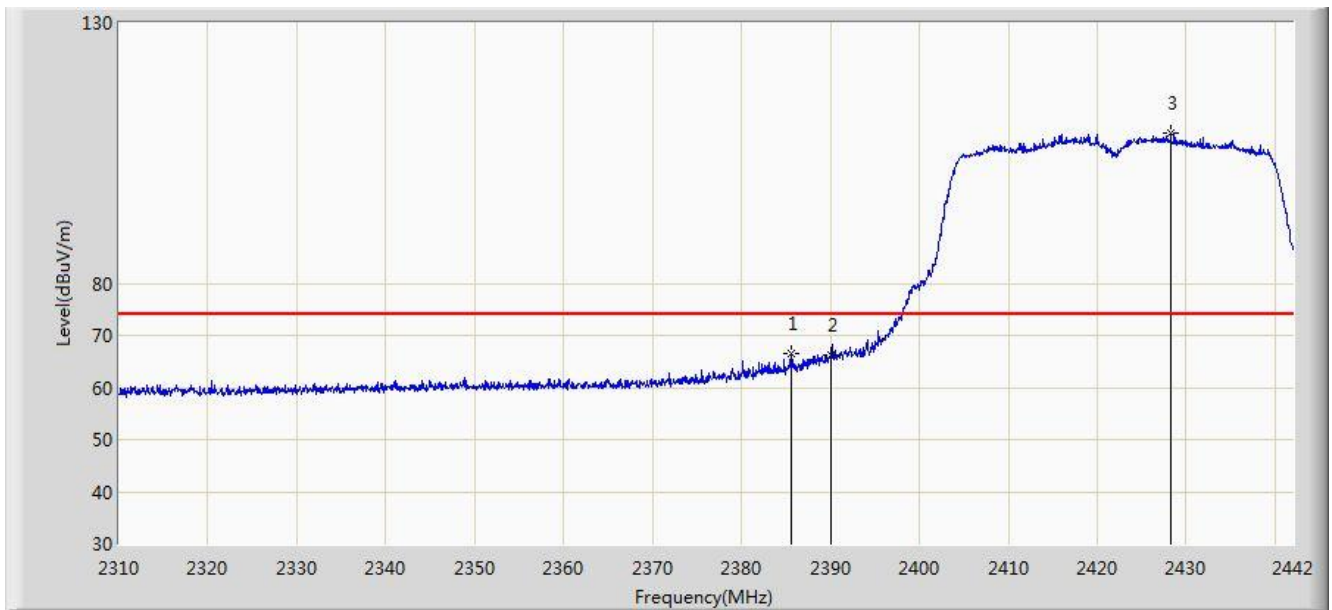


No	Flag	Mark	Frequency (MHz)	Measure Level (dBuV/m)	Reading Level (dBuV)	Over Limit (dB)	Limit (dBuV/m)	Factor (dB)	Type
1			2390.000	44.727	13.524	-9.273	54.000	31.203	AV
2		*	2425.698	76.296	45.150	N/A	N/A	31.146	AV

Note: Measure Level (dBuV/m) = Reading Level (dBuV) + Factor (dB)

Factor (dB) = Cable Loss (dB) + Antenna Factor (dB/m).

Site: AC 1	Time: 2015/07/27 - 19:33
Limit: FCC_Part15.209_RE(3m)	Engineer: Roy Cheng
Probe: BBHA9120D_1-18GHz	Polarity: Vertical
EUT: BROADBAND CPE	Power: AC 120V/60Hz
Test Mode: Transmit by 802.11n-HT40 at channel 2422MHz Ant 0	

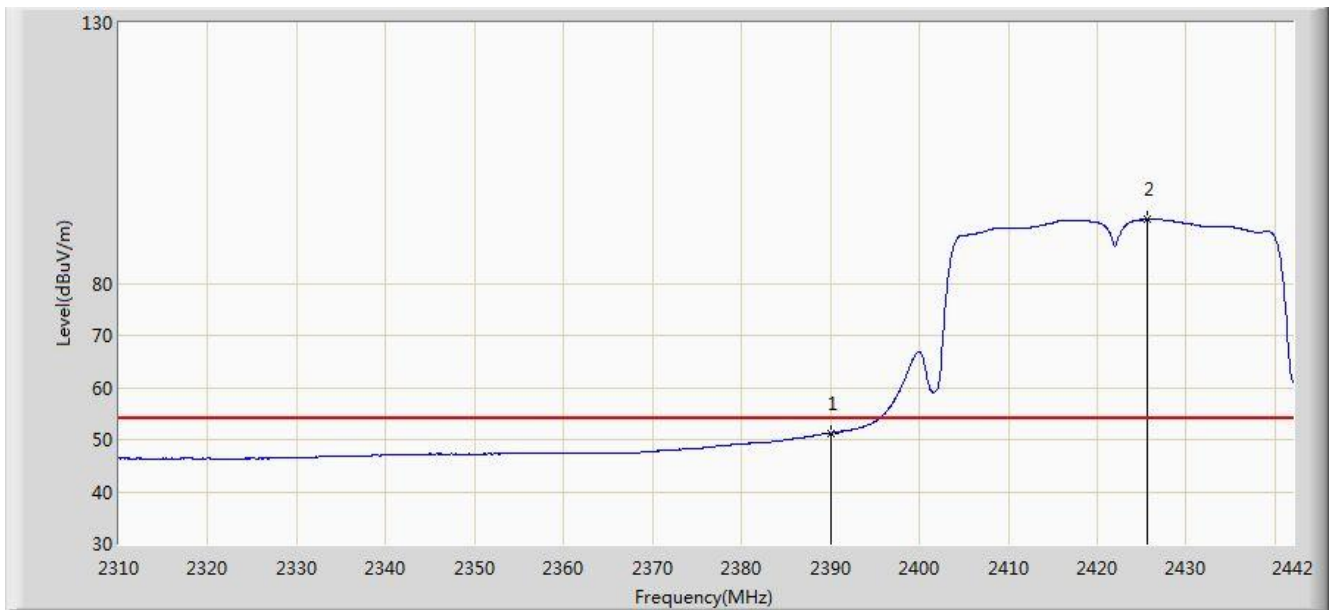


No	Flag	Mark	Frequency (MHz)	Measure Level (dBuV/m)	Reading Level (dBuV)	Over Limit (dB)	Limit (dBuV/m)	Factor (dB)	Type
1			2385.636	66.460	35.249	-7.540	74.000	31.211	PK
2			2390.000	66.157	34.954	-7.843	74.000	31.203	PK
3		*	2428.272	108.882	77.741	N/A	N/A	31.141	PK

Note: Measure Level (dB μ V/m) = Reading Level (dB μ V) + Factor (dB)

Factor (dB) = Cable Loss (dB) + Antenna Factor (dB/m).

Site: AC 1	Time: 2015/07/27 - 19:35
Limit: FCC_Part15.209_RE(3m)	Engineer: Roy Cheng
Probe: BBHA9120D_1-18GHz	Polarity: Vertical
EUT: BROADBAND CPE	Power: AC 120V/60Hz
Test Mode: Transmit by 802.11n-HT40 at channel 2422MHz Ant 0	

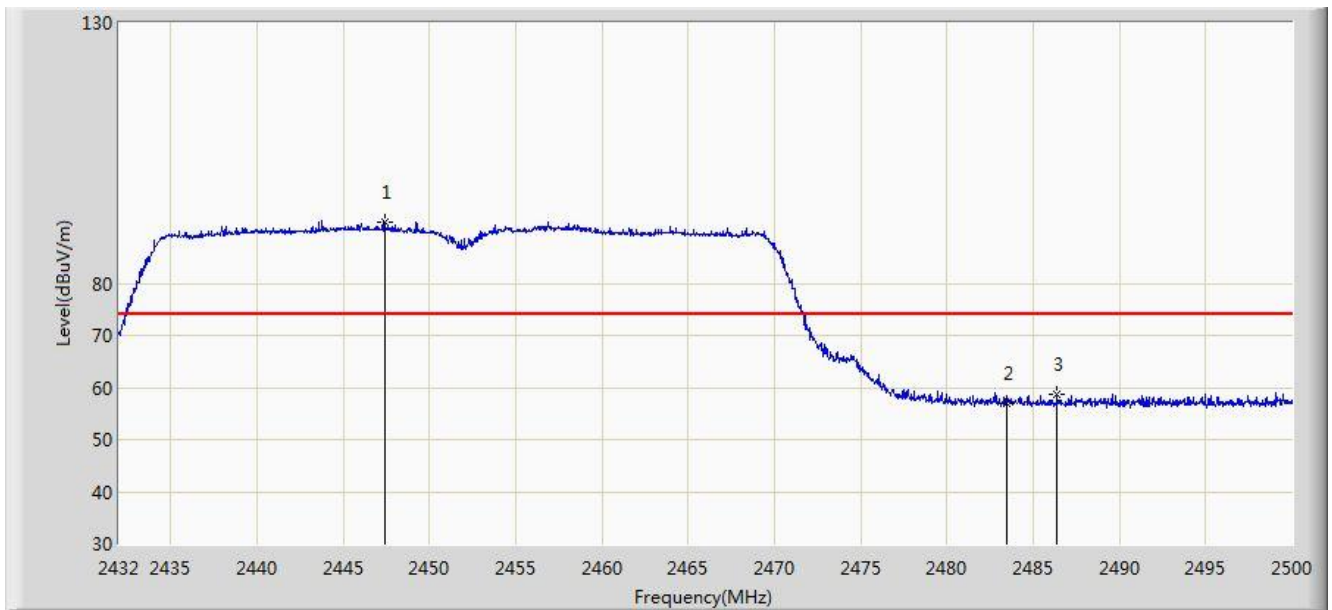


No	Flag	Mark	Frequency (MHz)	Measure Level (dBuV/m)	Reading Level (dBuV)	Over Limit (dB)	Limit (dBuV/m)	Factor (dB)	Type
1			2390.000	51.286	20.083	-2.714	54.000	31.203	AV
2		*	2425.698	92.274	61.128	N/A	N/A	31.146	AV

Note: Measure Level (dBuV/m) = Reading Level (dBuV) + Factor (dB)

Factor (dB) = Cable Loss (dB) + Antenna Factor (dB/m).

Site: AC 1	Time: 2015/07/27 - 19:40
Limit: FCC_Part15.209_RE(3m)	Engineer: Roy Cheng
Probe: BBHA9120D_1-18GHz	Polarity: Horizontal
EUT: BROADBAND CPE	Power: AC 120V/60Hz
Test Mode: Transmit by 802.11n-HT40 at channel 2452MHz Ant 0	

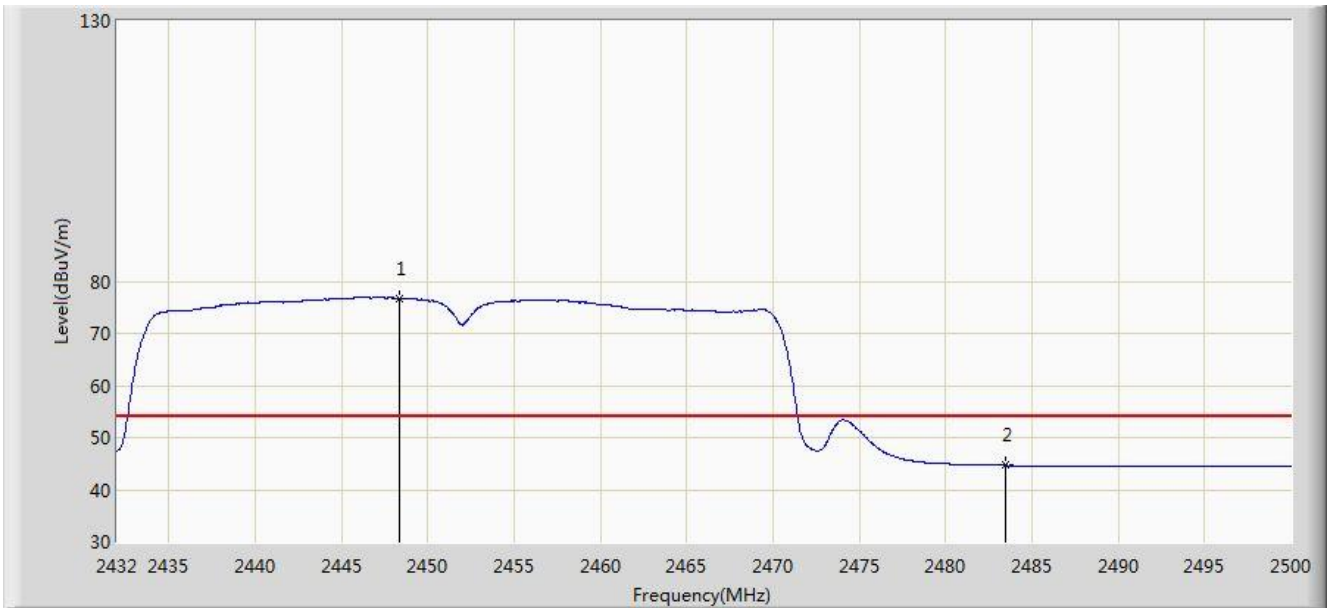


No	Flag	Mark	Frequency (MHz)	Measure Level (dBuV/m)	Reading Level (dBuV)	Over Limit (dB)	Limit (dBuV/m)	Factor (dB)	Type
1		*	2447.402	91.818	60.709	N/A	N/A	31.109	PK
2			2483.500	56.978	25.785	-17.022	74.000	31.194	PK
3			2486.400	58.687	27.486	-15.313	74.000	31.201	PK

Note: Measure Level (dBuV/m) = Reading Level (dBuV) + Factor (dB)

Factor (dB) = Cable Loss (dB) + Antenna Factor (dB/m).

Site: AC 1	Time: 2015/07/27 - 19:41
Limit: FCC_Part15.209_RE(3m)	Engineer: Roy Cheng
Probe: BBHA9120D_1-18GHz	Polarity: Horizontal
EUT: BROADBAND CPE	Power: AC 120V/60Hz
Test Mode: Transmit by 802.11n-HT40 at channel 2452MHz Ant 0	

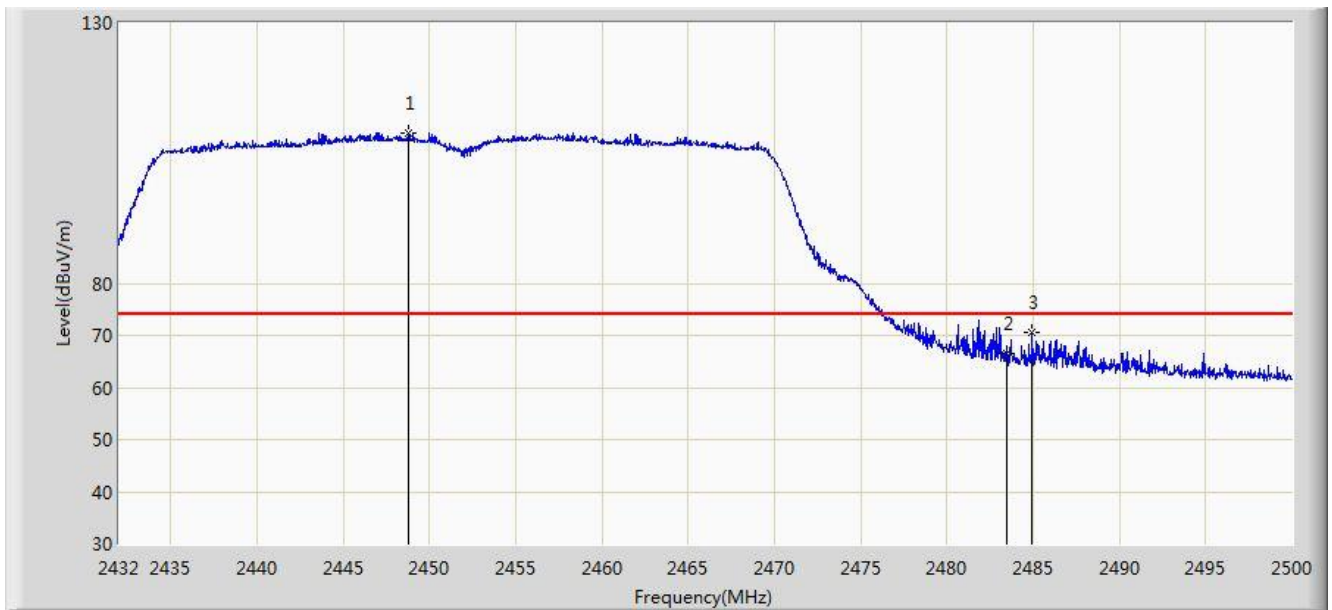


No	Flag	Mark	Frequency (MHz)	Measure Level (dBuV/m)	Reading Level (dBuV)	Over Limit (dB)	Limit (dBuV/m)	Factor (dB)	Type
1		*	2448.354	76.751	45.640	N/A	N/A	31.111	AV
2			2483.500	44.659	13.466	-9.341	54.000	31.194	AV

Note: Measure Level (dBuV/m) = Reading Level (dBuV) + Factor (dB)

Factor (dB) = Cable Loss (dB) + Antenna Factor (dB/m).

Site: AC 1	Time: 2015/07/27 - 19:37
Limit: FCC_Part15.209_RE(3m)	Engineer: Roy Cheng
Probe: BBHA9120D_1-18GHz	Polarity: Vertical
EUT: BROADBAND CPE	Power: AC 120V/60Hz
Test Mode: Transmit by 802.11n-HT40 at channel 2452MHz Ant 0	

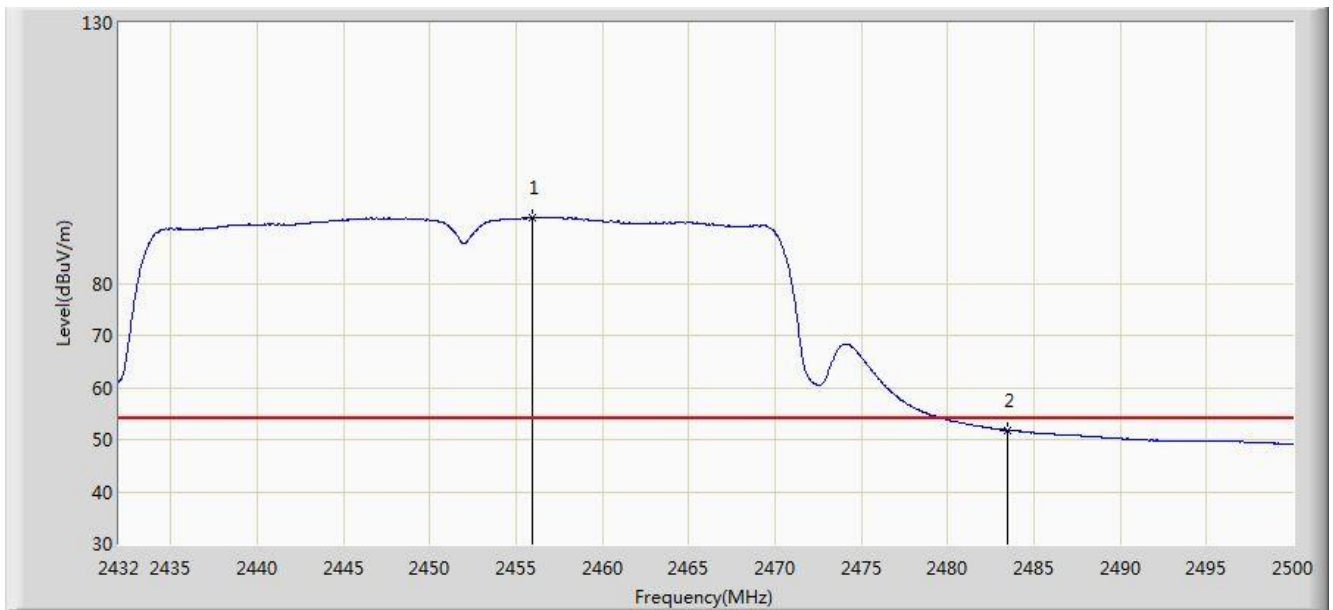


No	Flag	Mark	Frequency (MHz)	Measure Level (dBuV/m)	Reading Level (dBuV)	Over Limit (dB)	Limit (dBuV/m)	Factor (dB)	Type
1		*	2448.796	108.734	77.622	N/A	N/A	31.111	PK
2			2483.500	66.466	35.273	-7.534	74.000	31.194	PK
3			2484.938	70.600	39.403	-3.400	74.000	31.197	PK

Note: Measure Level (dBuV/m) = Reading Level (dBuV) + Factor (dB)

Factor (dB) = Cable Loss (dB) + Antenna Factor (dB/m).

Site: AC 1	Time: 2015/07/27 - 19:39
Limit: FCC_Part15.209_RE(3m)	Engineer: Roy Cheng
Probe: BBHA9120D_1-18GHz	Polarity: Vertical
EUT: BROADBAND CPE	Power: AC 120V/60Hz
Test Mode: Transmit by 802.11n-HT40 at channel 2452MHz Ant 0	

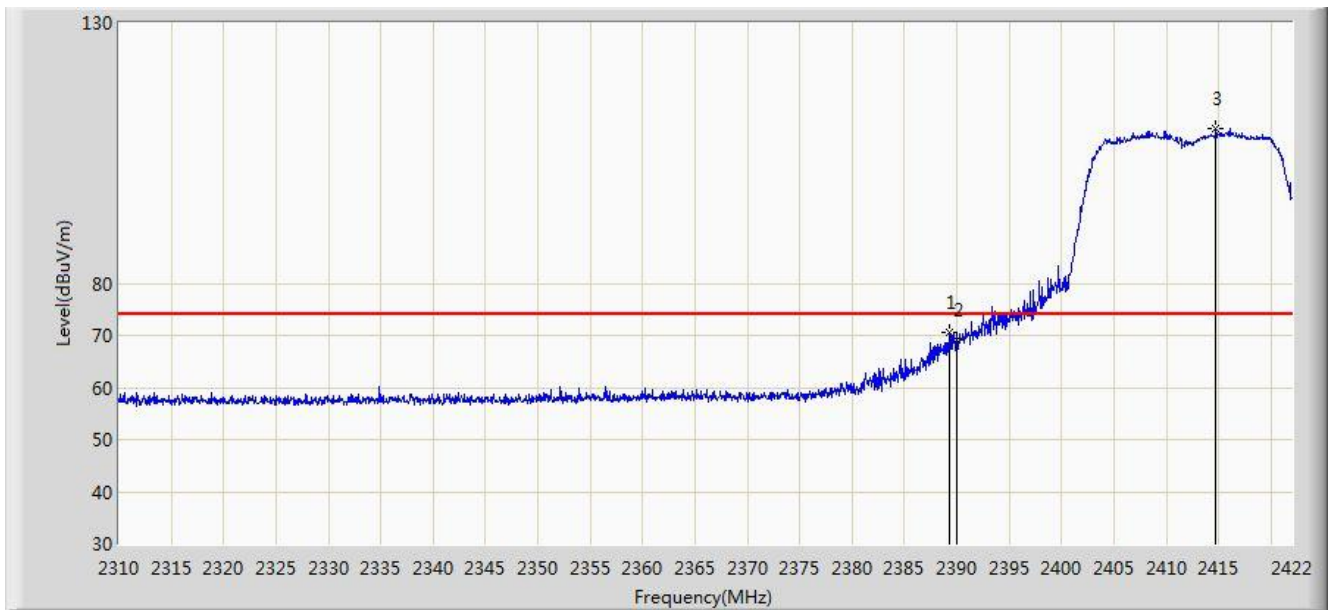


No	Flag	Mark	Frequency (MHz)	Measure Level (dBuV/m)	Reading Level (dBuV)	Over Limit (dB)	Limit (dBuV/m)	Factor (dB)	Type
1		*	2455.936	92.594	61.469	N/A	N/A	31.125	AV
2			2483.500	51.804	20.611	-2.196	54.000	31.194	AV

Note: Measure Level (dB μ V/m) = Reading Level (dB μ V) + Factor (dB)

Factor (dB) = Cable Loss (dB) + Antenna Factor (dB/m).

Site: AC 1	Time: 2015/07/27 - 19:43
Limit: FCC_Part15.209_RE(3m)	Engineer: Roy Cheng
Probe: BBHA9120D_1-18GHz	Polarity: Horizontal
EUT: BROADBAND CPE	Power: AC 120V/60Hz
Test Mode: Transmit by 802.11n-HT20 at channel 2412MHz Ant 1	

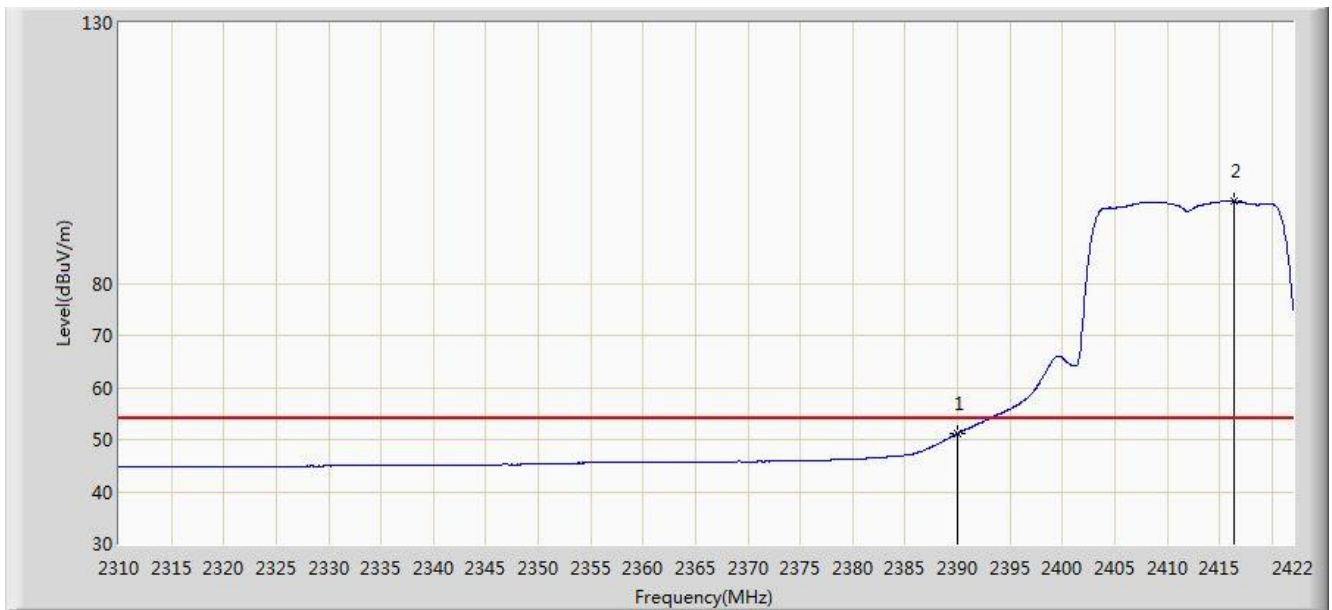


No	Flag	Mark	Frequency (MHz)	Measure Level (dBuV/m)	Reading Level (dBuV)	Over Limit (dB)	Limit (dBuV/m)	Factor (dB)	Type
1			2389.240	70.479	39.275	-3.521	74.000	31.204	PK
2			2390.000	69.220	38.017	-4.780	74.000	31.203	PK
3		*	2414.720	109.793	78.628	N/A	N/A	31.164	PK

Note: Measure Level (dBuV/m) = Reading Level (dBuV) + Factor (dB)

Factor (dB) = Cable Loss (dB) + Antenna Factor (dB/m).

Site: AC 1	Time: 2015/07/27 - 19:45
Limit: FCC_Part15.209_RE(3m)	Engineer: Roy Cheng
Probe: BBHA9120D_1-18GHz	Polarity: Horizontal
EUT: BROADBAND CPE	Power: AC 120V/60Hz
Test Mode: Transmit by 802.11n-HT20 at channel 2412MHz Ant 1	

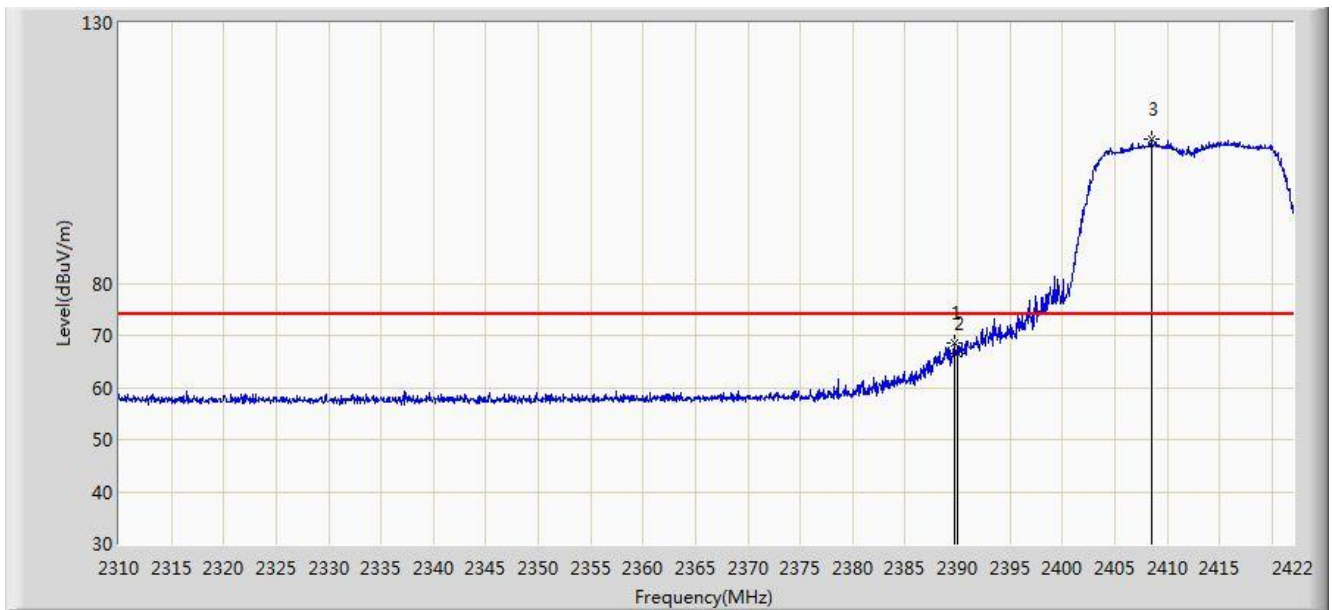


No	Flag	Mark	Frequency (MHz)	Measure Level (dBuV/m)	Reading Level (dBuV)	Over Limit (dB)	Limit (dBuV/m)	Factor (dB)	Type
1			2390.000	51.088	19.885	-2.912	54.000	31.203	AV
2		*	2416.344	95.688	64.526	N/A	N/A	31.162	AV

Note: Measure Level (dB μ V/m) = Reading Level (dB μ V) + Factor (dB)

Factor (dB) = Cable Loss (dB) + Antenna Factor (dB/m).

Site: AC 1	Time: 2015/07/27 - 19:45
Limit: FCC_Part15.209_RE(3m)	Engineer: Roy Cheng
Probe: BBHA9120D_1-18GHz	Polarity: Vertical
EUT: BROADBAND CPE	Power: AC 120V/60Hz
Test Mode: Transmit by 802.11n-HT20 at channel 2412MHz Ant 1	

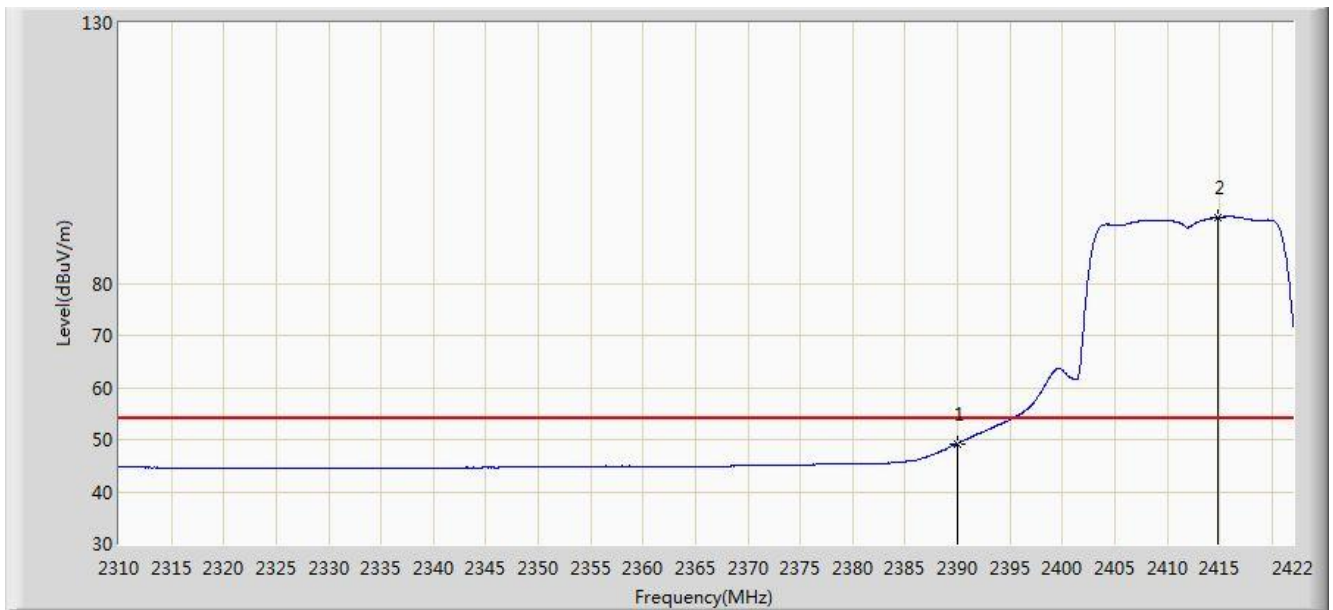


No	Flag	Mark	Frequency (MHz)	Measure Level (dBuV/m)	Reading Level (dBuV)	Over Limit (dB)	Limit (dBuV/m)	Factor (dB)	Type
1			2389.688	68.675	37.472	-5.325	74.000	31.204	PK
2			2390.000	66.404	35.201	-7.596	74.000	31.203	PK
3		*	2408.504	107.640	76.465	N/A	N/A	31.174	PK

Note: Measure Level (dB μ V/m) = Reading Level (dB μ V) + Factor (dB)

Factor (dB) = Cable Loss (dB) + Antenna Factor (dB/m).

Site: AC 1	Time: 2015/07/27 - 19:49
Limit: FCC_Part15.209_RE(3m)	Engineer: Roy Cheng
Probe: BBHA9120D_1-18GHz	Polarity: Vertical
EUT: BROADBAND CPE	Power: AC 120V/60Hz
Test Mode: Transmit by 802.11n-HT20 at channel 2412MHz Ant 1	

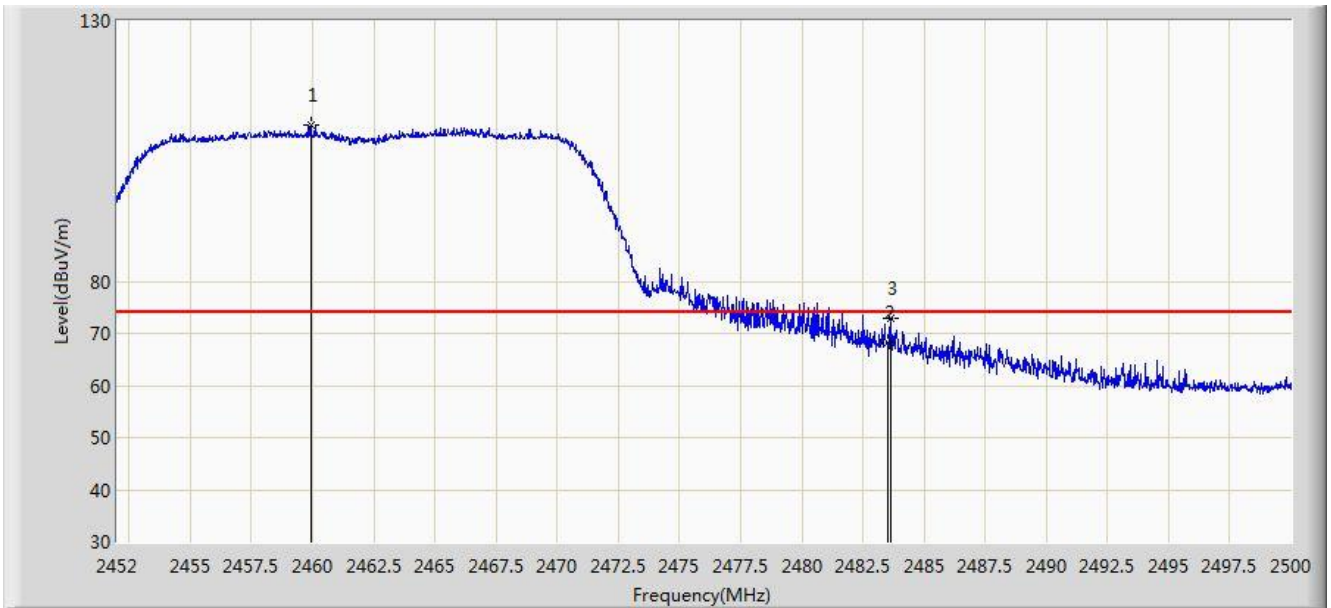


No	Flag	Mark	Frequency (MHz)	Measure Level (dBuV/m)	Reading Level (dBuV)	Over Limit (dB)	Limit (dBuV/m)	Factor (dB)	Type
1			2390.000	49.217	18.014	-4.783	54.000	31.203	AV
2		*	2414.776	92.638	61.473	N/A	N/A	31.164	AV

Note: Measure Level (dB μ V/m) = Reading Level (dB μ V) + Factor (dB)

Factor (dB) = Cable Loss (dB) + Antenna Factor (dB/m).

Site: AC 1	Time: 2015/07/27 - 19:50
Limit: FCC_Part15.209_RE(3m)	Engineer: Roy Cheng
Probe: BBHA9120D_1-18GHz	Polarity: Horizontal
EUT: BROADBAND CPE	Power: AC 120V/60Hz
Test Mode: Transmit by 802.11n-HT20 at channel 2462MHz Ant 1	

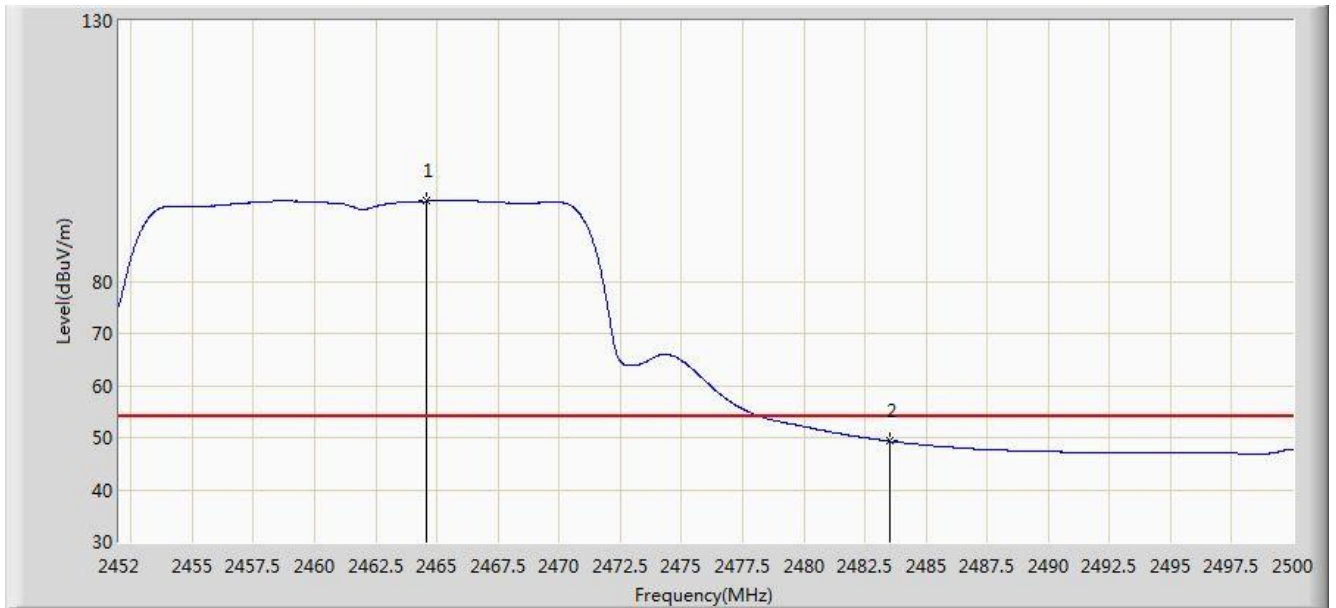


No	Flag	Mark	Frequency (MHz)	Measure Level (dBuV/m)	Reading Level (dBuV)	Over Limit (dB)	Limit (dBuV/m)	Factor (dB)	Type
1		*	2459.920	110.097	78.965	N/A	N/A	31.131	PK
2			2483.500	68.229	37.036	-5.771	74.000	31.194	PK
3			2483.656	72.994	41.800	-1.006	74.000	31.194	PK

Note: Measure Level (dBuV/m) = Reading Level (dBuV) + Factor (dB)

Factor (dB) = Cable Loss (dB) + Antenna Factor (dB/m).

Site: AC 1	Time: 2015/07/27 - 19:51
Limit: FCC_Part15.209_RE(3m)	Engineer: Roy Cheng
Probe: BBHA9120D_1-18GHz	Polarity: Horizontal
EUT: BROADBAND CPE	Power: AC 120V/60Hz
Test Mode: Transmit by 802.11n-HT20 at channel 2462MHz Ant 1	

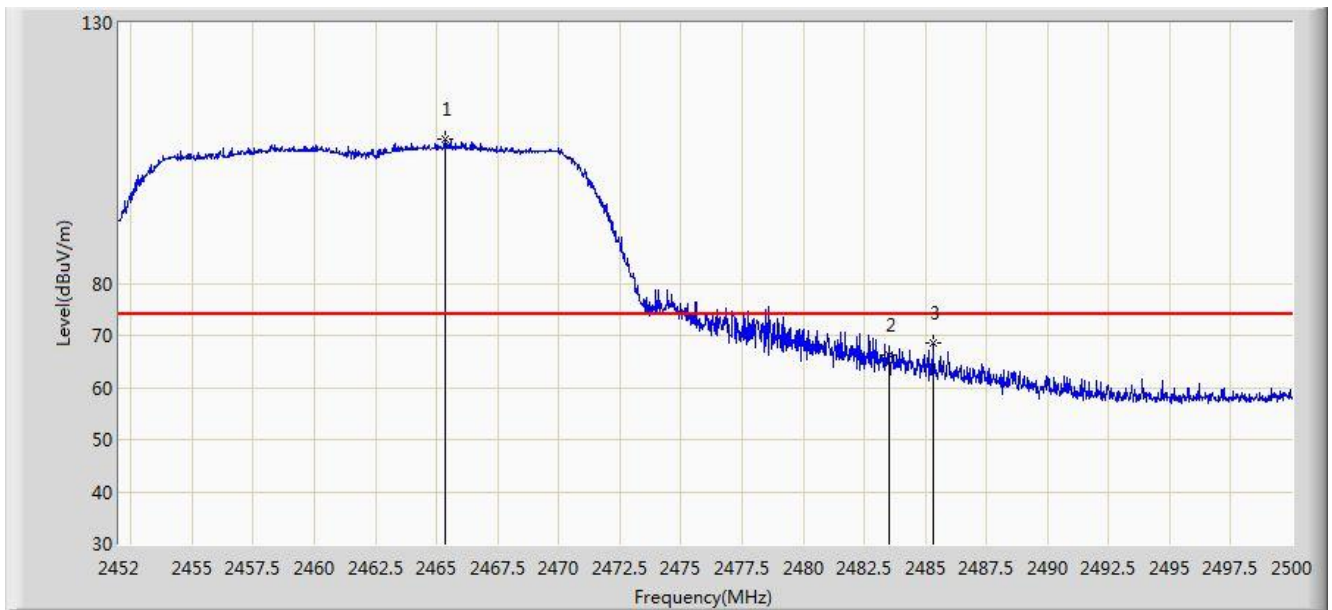


No	Flag	Mark	Frequency (MHz)	Measure Level (dBuV/m)	Reading Level (dBuV)	Over Limit (dB)	Limit (dBuV/m)	Factor (dB)	Type
1		*	2464.600	95.375	64.234	N/A	N/A	31.141	AV
2			2483.500	49.314	18.121	-4.686	54.000	31.194	AV

Note: Measure Level (dBuV/m) = Reading Level (dBuV) + Factor (dB)

Factor (dB) = Cable Loss (dB) + Antenna Factor (dB/m).

Site: AC 1	Time: 2015/07/27 - 19:51
Limit: FCC_Part15.209_RE(3m)	Engineer: Roy Cheng
Probe: BBHA9120D_1-18GHz	Polarity: Vertical
EUT: BROADBAND CPE	Power: AC 120V/60Hz
Test Mode: Transmit by 802.11n-HT20 at channel 2462MHz Ant 1	

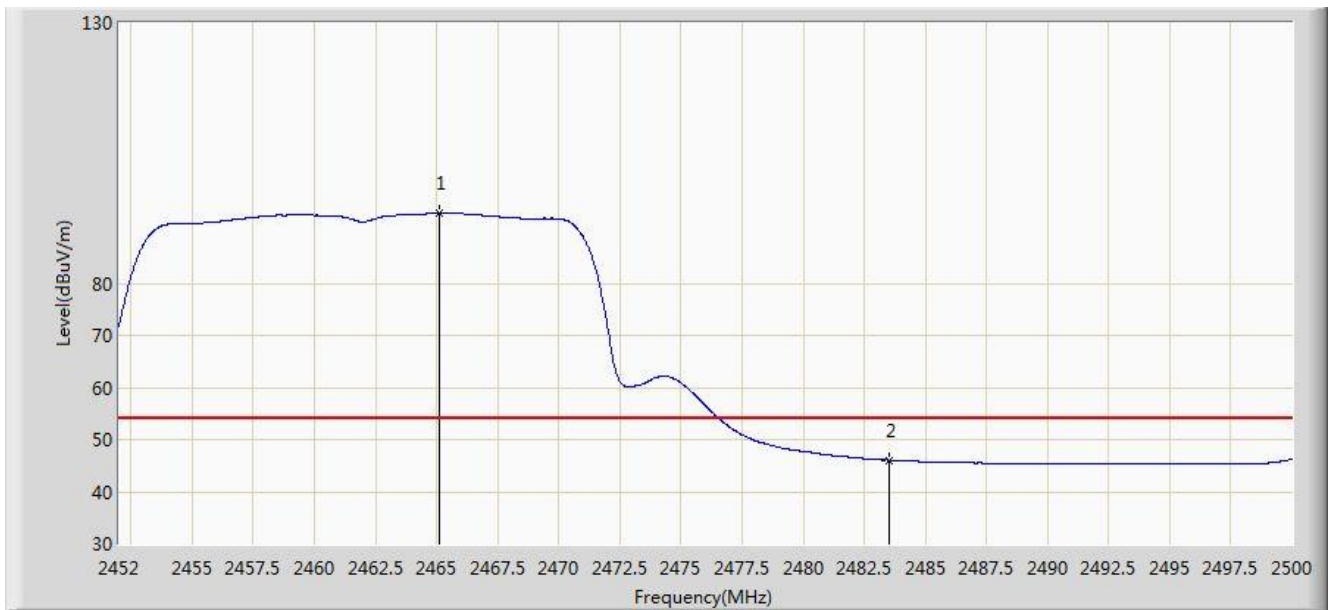


No	Flag	Mark	Frequency (MHz)	Measure Level (dBuV/m)	Reading Level (dBuV)	Over Limit (dB)	Limit (dBuV/m)	Factor (dB)	Type
1		*	2465.344	107.672	76.529	N/A	N/A	31.143	PK
2			2483.500	66.204	35.011	-7.796	74.000	31.194	PK
3			2485.312	68.453	37.255	-5.547	74.000	31.198	PK

Note: Measure Level (dBuV/m) = Reading Level (dBuV) + Factor (dB)

Factor (dB) = Cable Loss (dB) + Antenna Factor (dB/m).

Site: AC 1	Time: 2015/07/27 - 19:52
Limit: FCC_Part15.209_RE(3m)	Engineer: Roy Cheng
Probe: BBHA9120D_1-18GHz	Polarity: Vertical
EUT: BROADBAND CPE	Power: AC 120V/60Hz
Test Mode: Transmit by 802.11n-HT20 at channel 2462MHz Ant 1	

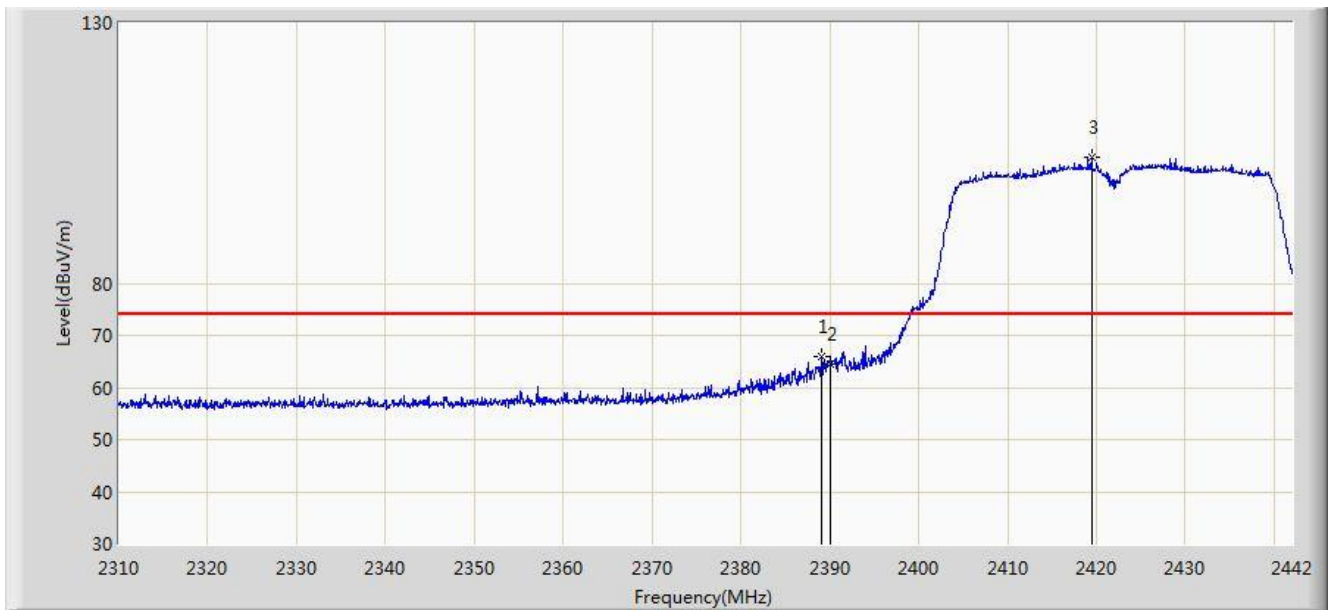


No	Flag	Mark	Frequency (MHz)	Measure Level (dBuV/m)	Reading Level (dBuV)	Over Limit (dB)	Limit (dBuV/m)	Factor (dB)	Type
1		*	2465.104	93.383	62.241	N/A	N/A	31.142	AV
2			2483.500	46.031	14.838	-7.969	54.000	31.194	AV

Note: Measure Level (dBuV/m) = Reading Level (dBuV) + Factor (dB)

Factor (dB) = Cable Loss (dB) + Antenna Factor (dB/m).

Site: AC 1	Time: 2015/07/27 - 19:53
Limit: FCC_Part15.209_RE(3m)	Engineer: Roy Cheng
Probe: BBHA9120D_1-18GHz	Polarity: Horizontal
EUT: BROADBAND CPE	Power: AC 120V/60Hz
Test Mode: Transmit by 802.11n-HT40 at channel 2422MHz Ant 1	

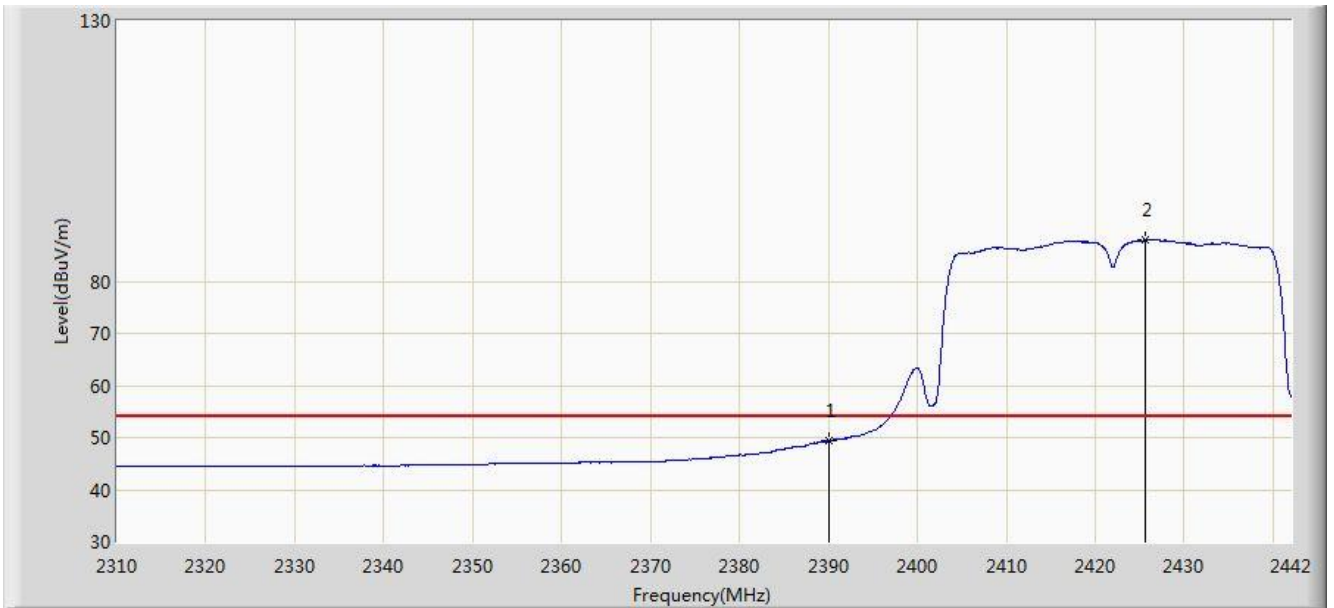


No	Flag	Mark	Frequency (MHz)	Measure Level (dBuV/m)	Reading Level (dBuV)	Over Limit (dB)	Limit (dBuV/m)	Factor (dB)	Type
1			2389.002	65.963	34.758	-8.037	74.000	31.204	PK
2			2390.000	64.541	33.338	-9.459	74.000	31.203	PK
3		*	2419.428	104.143	72.986	N/A	N/A	31.156	PK

Note: Measure Level (dBuV/m) = Reading Level (dBuV) + Factor (dB)

Factor (dB) = Cable Loss (dB) + Antenna Factor (dB/m).

Site: AC 1	Time: 2015/07/27 - 19:54
Limit: FCC_Part15.209_RE(3m)	Engineer: Roy Cheng
Probe: BBHA9120D_1-18GHz	Polarity: Horizontal
EUT: BROADBAND CPE	Power: AC 120V/60Hz
Test Mode: Transmit by 802.11n-HT40 at channel 2422MHz Ant 1	

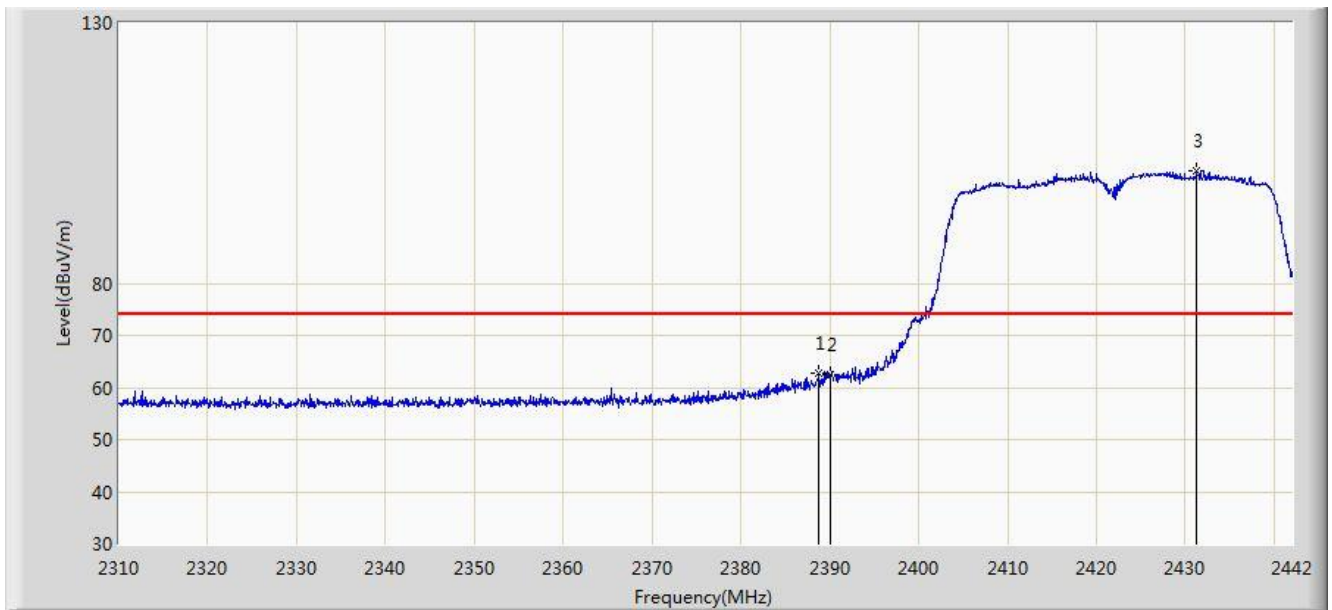


No	Flag	Mark	Frequency (MHz)	Measure Level (dBuV/m)	Reading Level (dBuV)	Over Limit (dB)	Limit (dBuV/m)	Factor (dB)	Type
1			2390.000	49.411	18.208	-4.589	54.000	31.203	AV
2		*	2425.698	88.005	56.859	N/A	N/A	31.146	AV

Note: Measure Level (dBuV/m) = Reading Level (dBuV) + Factor (dB)

Factor (dB) = Cable Loss (dB) + Antenna Factor (dB/m).

Site: AC 1	Time: 2015/07/27 - 19:55
Limit: FCC_Part15.209_RE(3m)	Engineer: Roy Cheng
Probe: BBHA9120D_1-18GHz	Polarity: Vertical
EUT: BROADBAND CPE	Power: AC 120V/60Hz
Test Mode: Transmit by 802.11n-HT40 at channel 2422MHz Ant 1	

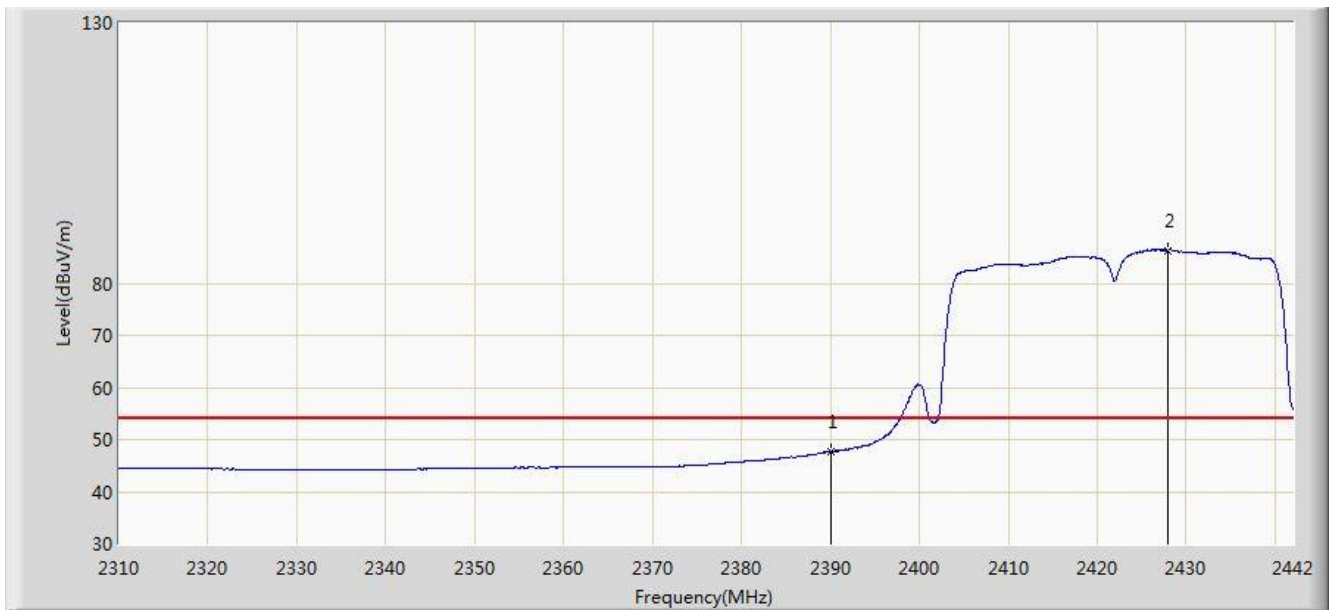


No	Flag	Mark	Frequency (MHz)	Measure Level (dBuV/m)	Reading Level (dBuV)	Over Limit (dB)	Limit (dBuV/m)	Factor (dB)	Type
1			2388.804	62.845	31.640	-11.155	74.000	31.205	PK
2			2390.000	62.340	31.137	-11.660	74.000	31.203	PK
3		*	2431.242	101.595	70.459	N/A	N/A	31.136	PK

Note: Measure Level (dBuV/m) = Reading Level (dBuV) + Factor (dB)

Factor (dB) = Cable Loss (dB) + Antenna Factor (dB/m).

Site: AC 1	Time: 2015/07/27 - 19:56
Limit: FCC_Part15.209_RE(3m)	Engineer: Roy Cheng
Probe: BBHA9120D_1-18GHz	Polarity: Vertical
EUT: BROADBAND CPE	Power: AC 120V/60Hz
Test Mode: Transmit by 802.11n-HT40 at channel 2422MHz Ant 1	

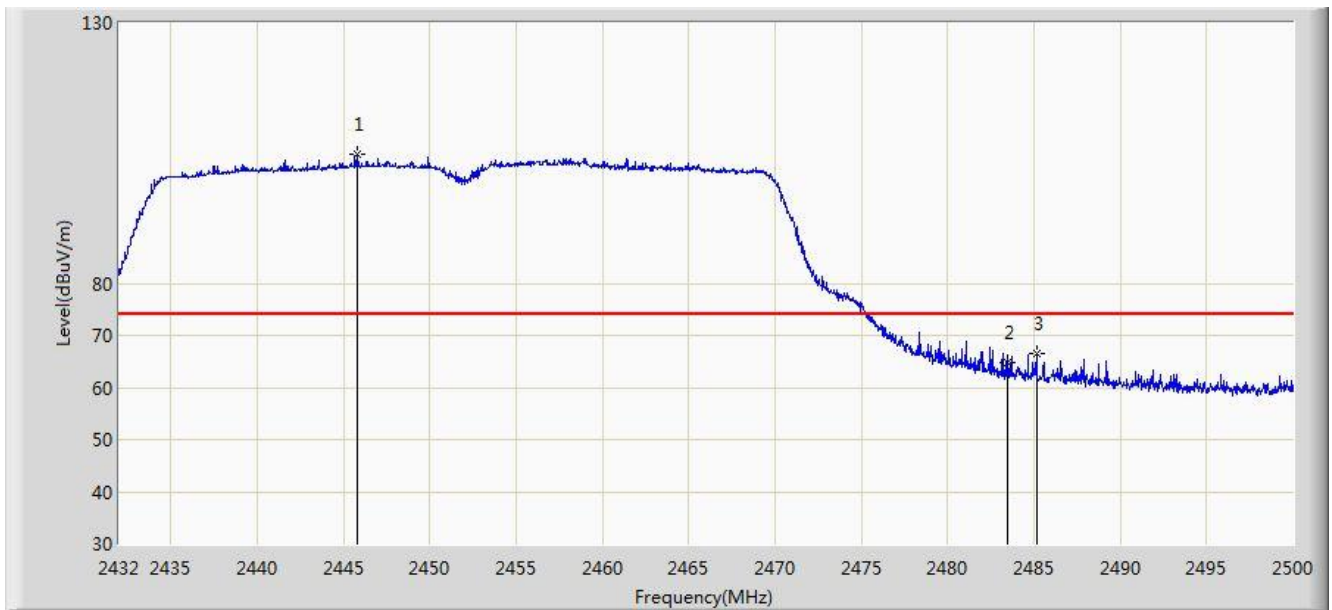


No	Flag	Mark	Frequency (MHz)	Measure Level (dBuV/m)	Reading Level (dBuV)	Over Limit (dB)	Limit (dBuV/m)	Factor (dB)	Type
1			2390.000	47.703	16.500	-6.297	54.000	31.203	AV
2		*	2427.876	86.371	55.229	N/A	N/A	31.142	AV

Note: Measure Level (dBuV/m) = Reading Level (dBuV) + Factor (dB)

Factor (dB) = Cable Loss (dB) + Antenna Factor (dB/m).

Site: AC 1	Time: 2015/07/27 - 19:58
Limit: FCC_Part15.209_RE(3m)	Engineer: Roy Cheng
Probe: BBHA9120D_1-18GHz	Polarity: Horizontal
EUT: BROADBAND CPE	Power: AC 120V/60Hz
Test Mode: Transmit by 802.11n-HT40 at channel 2452MHz Ant 1	

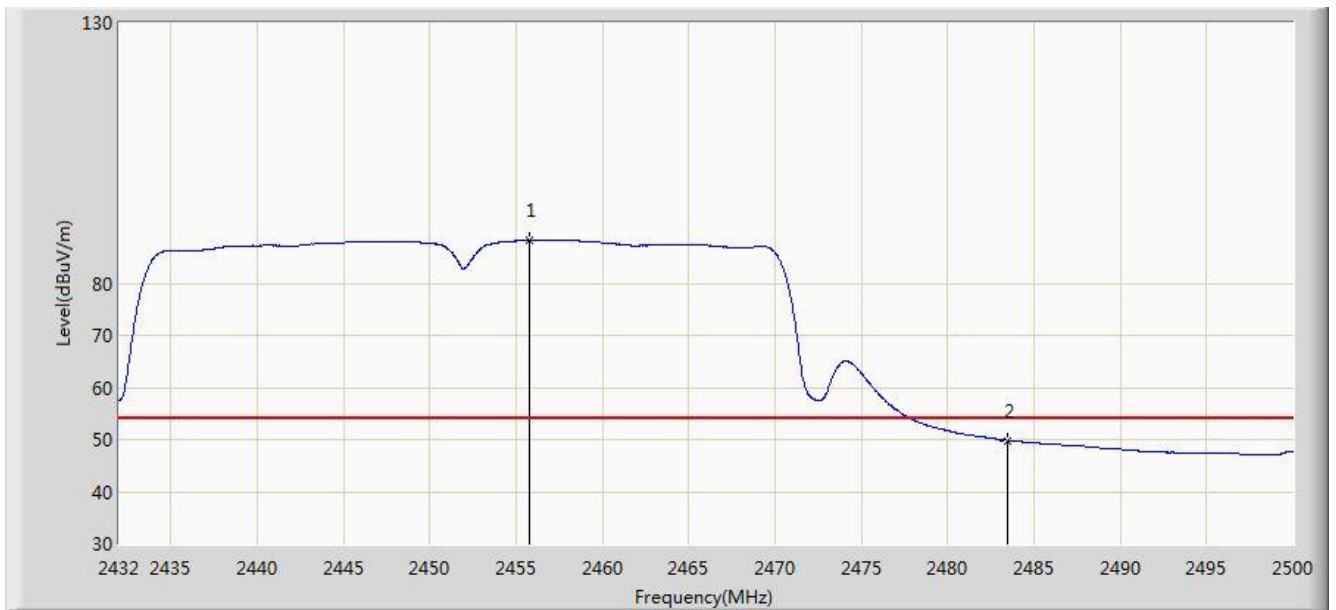


No	Flag	Mark	Frequency (MHz)	Measure Level (dBuV/m)	Reading Level (dBuV)	Over Limit (dB)	Limit (dBuV/m)	Factor (dB)	Type
1		*	2445.770	104.723	73.616	N/A	N/A	31.108	PK
2			2483.500	64.668	33.475	-9.332	74.000	31.194	PK
3			2485.176	66.402	35.204	-7.598	74.000	31.198	PK

Note: Measure Level (dBuV/m) = Reading Level (dBuV) + Factor (dB)

Factor (dB) = Cable Loss (dB) + Antenna Factor (dB/m).

Site: AC 1	Time: 2015/07/27 - 19:59
Limit: FCC_Part15.209_RE(3m)	Engineer: Roy Cheng
Probe: BBHA9120D_1-18GHz	Polarity: Horizontal
EUT: BROADBAND CPE	Power: AC 120V/60Hz
Test Mode: Transmit by 802.11n-HT40 at channel 2452MHz Ant 1	

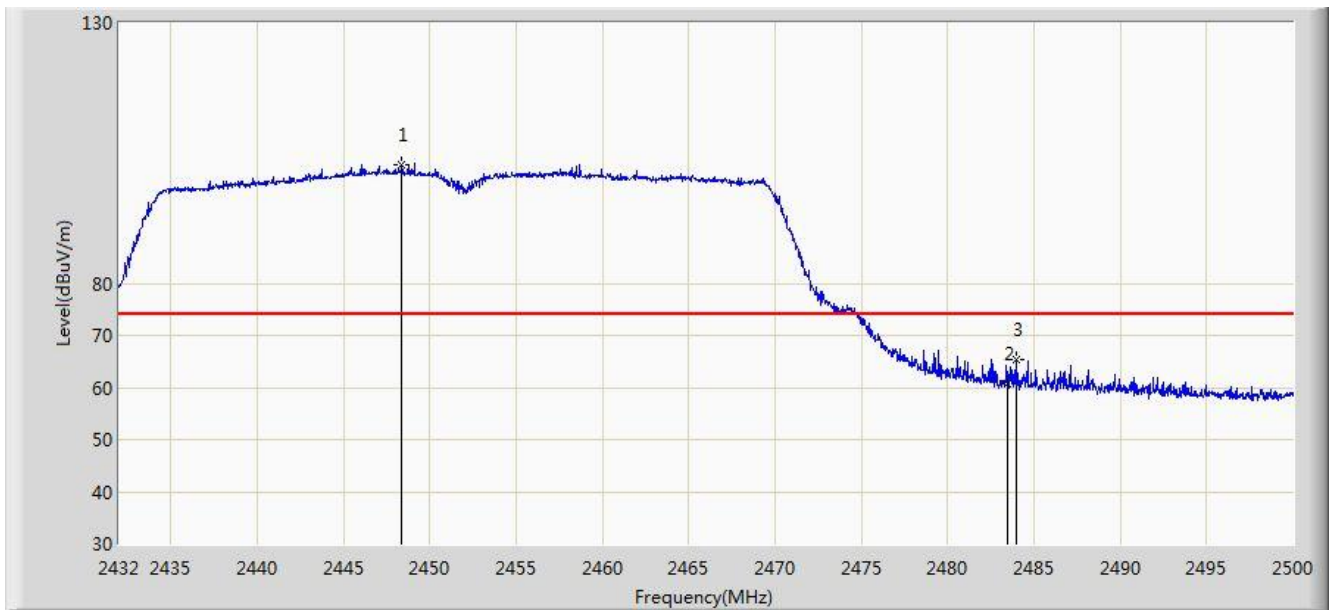


No	Flag	Mark	Frequency (MHz)	Measure Level (dBuV/m)	Reading Level (dBuV)	Over Limit (dB)	Limit (dBuV/m)	Factor (dB)	Type
1		*	2455.766	88.318	57.194	N/A	N/A	31.124	AV
2			2483.500	49.844	18.651	-4.156	54.000	31.194	AV

Note: Measure Level (dB μ V/m) = Reading Level (dB μ V) + Factor (dB)

Factor (dB) = Cable Loss (dB) + Antenna Factor (dB/m).

Site: AC 1	Time: 2015/07/27 - 19:59
Limit: FCC_Part15.209_RE(3m)	Engineer: Roy Cheng
Probe: BBHA9120D_1-18GHz	Polarity: Vertical
EUT: BROADBAND CPE	Power: AC 120V/60Hz
Test Mode: Transmit by 802.11n-HT40 at channel 2452MHz Ant 1	

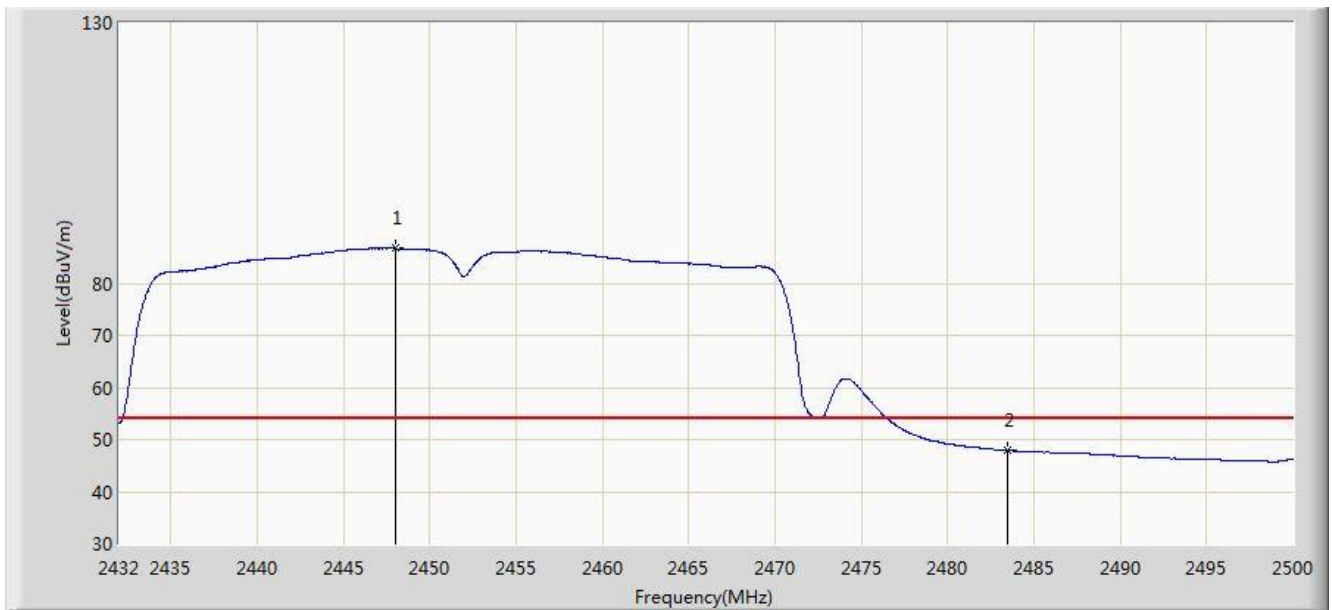


No	Flag	Mark	Frequency (MHz)	Measure Level (dBuV/m)	Reading Level (dBuV)	Over Limit (dB)	Limit (dBuV/m)	Factor (dB)	Type
1		*	2448.354	102.789	71.678	N/A	N/A	31.111	PK
2			2483.500	60.860	29.667	-13.140	74.000	31.194	PK
3			2484.020	65.328	34.133	-8.672	74.000	31.195	PK

Note: Measure Level (dBuV/m) = Reading Level (dBuV) + Factor (dB)

Factor (dB) = Cable Loss (dB) + Antenna Factor (dB/m).

Site: AC 1	Time: 2015/07/27 - 20:00
Limit: FCC_Part15.209_RE(3m)	Engineer: Roy Cheng
Probe: BBHA9120D_1-18GHz	Polarity: Vertical
EUT: BROADBAND CPE	Power: AC 120V/60Hz
Test Mode: Transmit by 802.11n-HT40 at channel 2452MHz Ant 1	

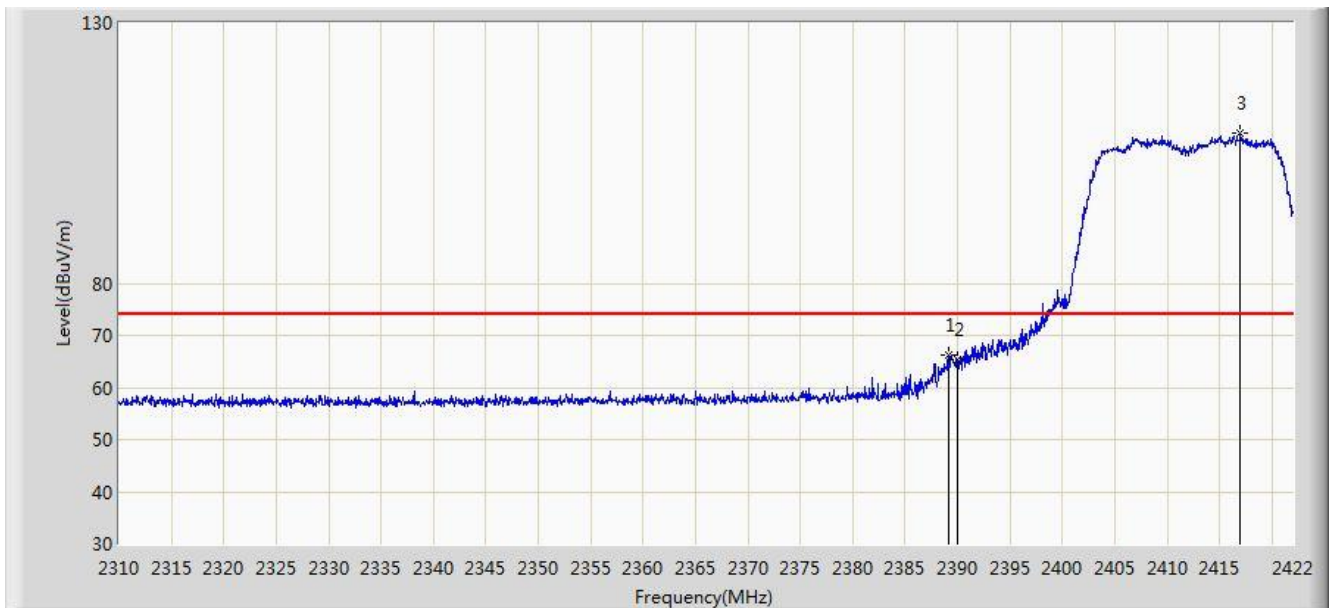


No	Flag	Mark	Frequency (MHz)	Measure Level (dBuV/m)	Reading Level (dBuV)	Over Limit (dB)	Limit (dBuV/m)	Factor (dB)	Type
1		*	2448.048	86.704	55.594	N/A	N/A	31.111	AV
2			2483.500	47.918	16.725	-6.082	54.000	31.194	AV

Note: Measure Level (dBuV/m) = Reading Level (dBuV) + Factor (dB)

Factor (dB) = Cable Loss (dB) + Antenna Factor (dB/m).

Site: AC 1	Time: 2015/07/27 - 20:08
Limit: FCC_Part15.209_RE(3m)	Engineer: Roy Cheng
Probe: BBHA9120D_1-18GHz	Polarity: Horizontal
EUT: BROADBAND CPE	Power: AC 120V/60Hz
Test Mode: Transmit by 802.11n-HT20 at channel 2412MHz Ant 0+1	



No	Flag	Mark	Frequency (MHz)	Measure Level (dBuV/m)	Reading Level (dBuV)	Over Limit (dB)	Limit (dBuV/m)	Factor (dB)	Type
1			2389.128	66.350	35.146	-7.650	74.000	31.204	PK
2			2390.000	65.252	34.049	-8.748	74.000	31.203	PK
3		*	2417.016	108.710	77.549	N/A	N/A	31.161	PK

Note: Measure Level (dBuV/m) = Reading Level (dBuV) + Factor (dB)

Factor (dB) = Cable Loss (dB) + Antenna Factor (dB/m).

Site: AC 1	Time: 2015/07/27 - 20:09
Limit: FCC_Part15.209_RE(3m)	Engineer: Roy Cheng
Probe: BBHA9120D_1-18GHz	Polarity: Horizontal
EUT: BROADBAND CPE	Power: AC 120V/60Hz
Test Mode: Transmit by 802.11n-HT20 at channel 2412MHz Ant 0+1	



No	Flag	Mark	Frequency (MHz)	Measure Level (dBuV/m)	Reading Level (dBuV)	Over Limit (dB)	Limit (dBuV/m)	Factor (dB)	Type
1			2390.000	48.438	17.235	-5.562	54.000	31.203	AV
2		*	2409.512	93.841	62.668	N/A	N/A	31.173	AV

Note: Measure Level (dB μ V/m) = Reading Level (dB μ V) + Factor (dB)

Factor (dB) = Cable Loss (dB) + Antenna Factor (dB/m).

Site: AC 1	Time: 2015/07/27 - 20:07
Limit: FCC_Part15.209_RE(3m)	Engineer: Roy Cheng
Probe: BBHA9120D_1-18GHz	Polarity: Vertical
EUT: BROADBAND CPE	Power: AC 120V/60Hz
Test Mode: Transmit by 802.11n-HT20 at channel 2412MHz Ant 0+1	

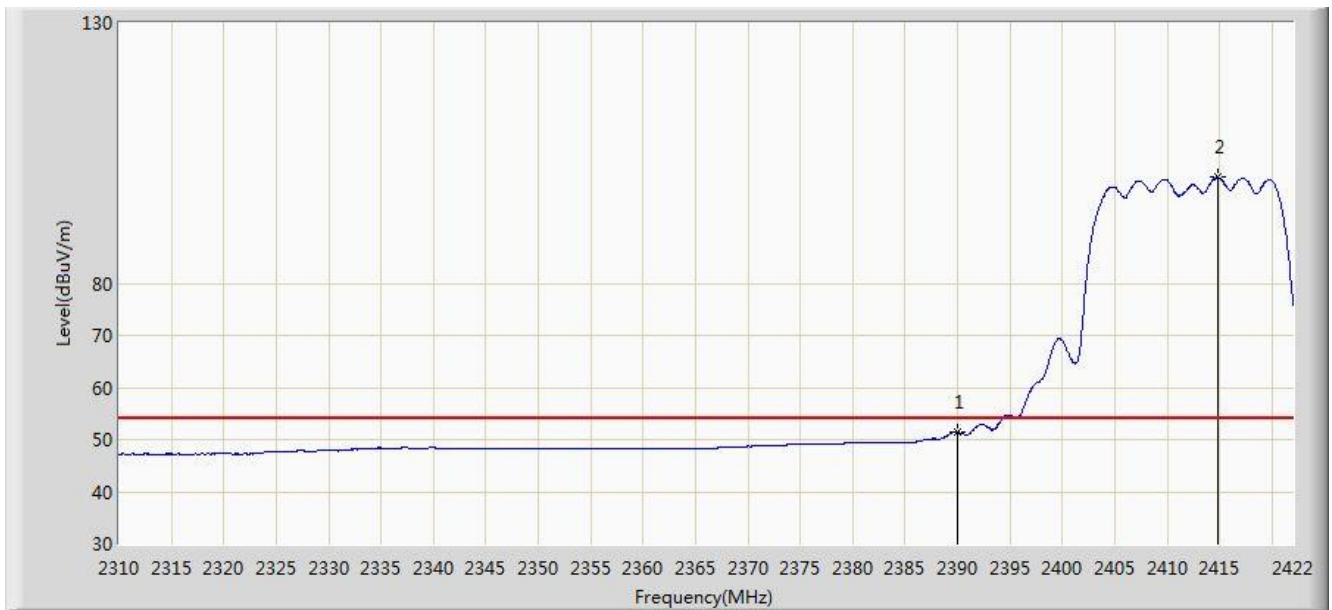


No	Flag	Mark	Frequency (MHz)	Measure Level (dBuV/m)	Reading Level (dBuV)	Over Limit (dB)	Limit (dBuV/m)	Factor (dB)	Type
1			2389.856	72.174	40.971	-1.826	74.000	31.203	PK
2			2390.000	68.120	36.917	-5.880	74.000	31.203	PK
3		*	2415.224	114.173	83.009	N/A	N/A	31.164	PK

Note: Measure Level (dBuV/m) = Reading Level (dBuV) + Factor (dB)

Factor (dB) = Cable Loss (dB) + Antenna Factor (dB/m).

Site: AC 1	Time: 2015/07/27 - 20:08
Limit: FCC_Part15.209_RE(3m)	Engineer: Roy Cheng
Probe: BBHA9120D_1-18GHz	Polarity: Vertical
EUT: BROADBAND CPE	Power: AC 120V/60Hz
Test Mode: Transmit by 802.11n-HT20 at channel 2412MHz Ant 0+1	

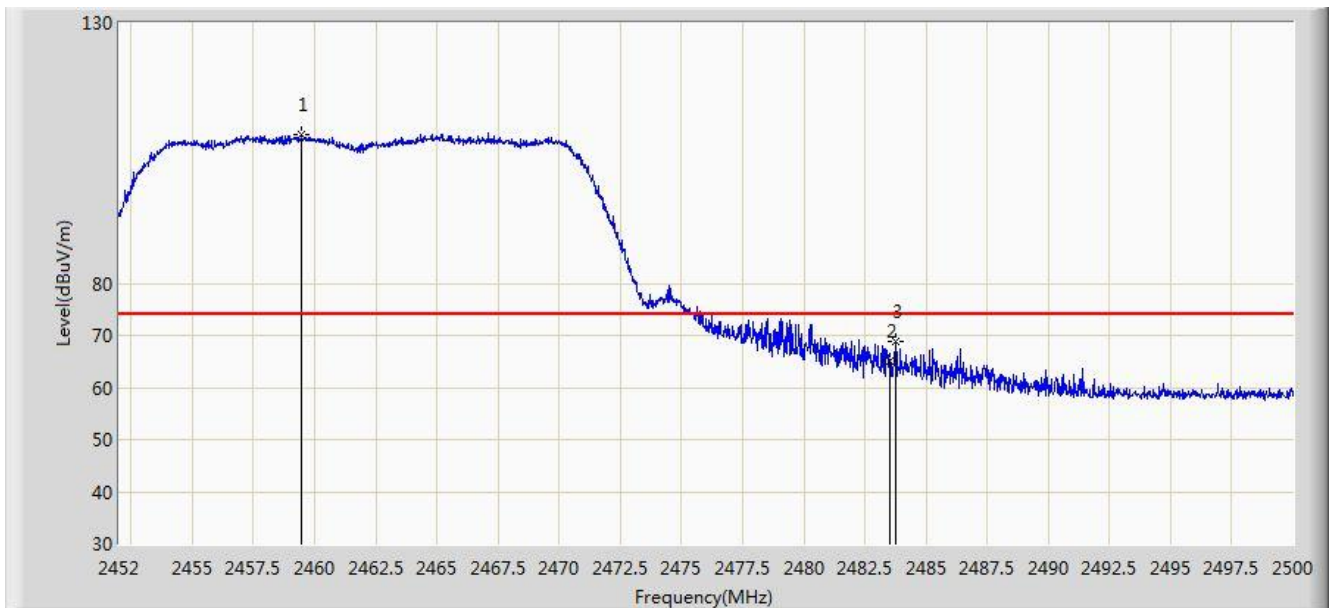


No	Flag	Mark	Frequency (MHz)	Measure Level (dBuV/m)	Reading Level (dBuV)	Over Limit (dB)	Limit (dBuV/m)	Factor (dB)	Type
1			2390.000	51.444	20.241	-2.556	54.000	31.203	AV
2		*	2414.776	100.411	69.246	N/A	N/A	31.164	AV

Note: Measure Level (dBuV/m) = Reading Level (dBuV) + Factor (dB)

Factor (dB) = Cable Loss (dB) + Antenna Factor (dB/m).

Site: AC 1	Time: 2015/07/27 - 20:14
Limit: FCC_Part15.209_RE(3m)	Engineer: Roy Cheng
Probe: BBHA9120D_1-18GHz	Polarity: Horizontal
EUT: BROADBAND CPE	Power: AC 120V/60Hz
Test Mode: Transmit by 802.11n-HT20 at channel 2462MHz Ant 0+1	

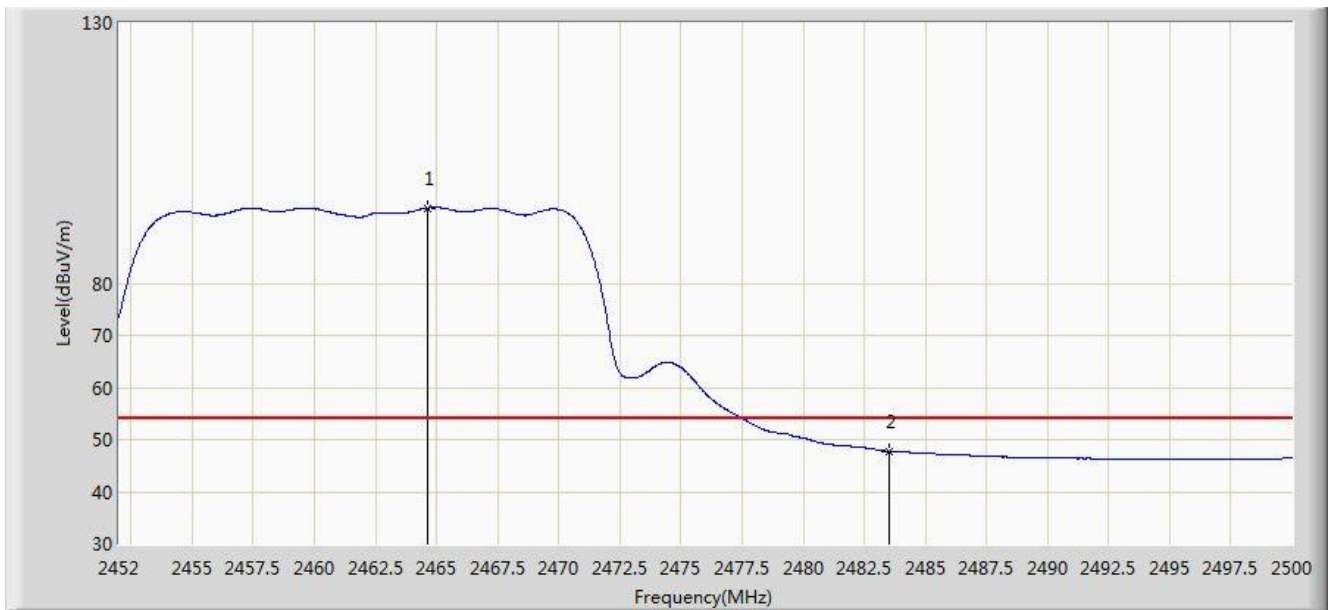


No	Flag	Mark	Frequency (MHz)	Measure Level (dBuV/m)	Reading Level (dBuV)	Over Limit (dB)	Limit (dBuV/m)	Factor (dB)	Type
1		*	2459.488	108.680	77.549	N/A	N/A	31.131	PK
2			2483.500	65.152	33.959	-8.848	74.000	31.194	PK
3			2483.776	68.886	37.692	-5.114	74.000	31.194	PK

Note: Measure Level (dBuV/m) = Reading Level (dBuV) + Factor (dB)

Factor (dB) = Cable Loss (dB) + Antenna Factor (dB/m).

Site: AC 1	Time: 2015/07/27 - 20:14
Limit: FCC_Part15.209_RE(3m)	Engineer: Roy Cheng
Probe: BBHA9120D_1-18GHz	Polarity: Horizontal
EUT: BROADBAND CPE	Power: AC 120V/60Hz
Test Mode: Transmit by 802.11n-HT20 at channel 2462MHz Ant 0+1	

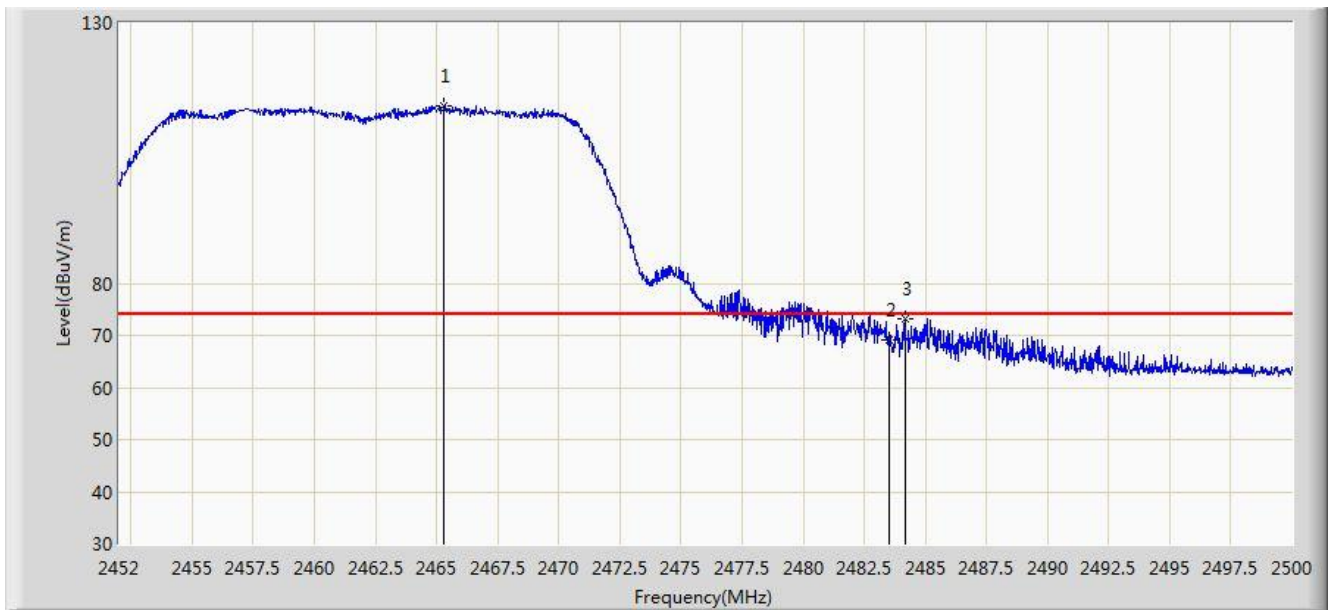


No	Flag	Mark	Frequency (MHz)	Measure Level (dBuV/m)	Reading Level (dBuV)	Over Limit (dB)	Limit (dBuV/m)	Factor (dB)	Type
1		*	2464.624	94.469	63.328	N/A	N/A	31.141	AV
2			2483.500	47.777	16.584	-6.223	54.000	31.194	AV

Note: Measure Level (dBuV/m) = Reading Level (dBuV) + Factor (dB)

Factor (dB) = Cable Loss (dB) + Antenna Factor (dB/m).

Site: AC 1	Time: 2015/07/27 - 20:11
Limit: FCC_Part15.209_RE(3m)	Engineer: Roy Cheng
Probe: BBHA9120D_1-18GHz	Polarity: Vertical
EUT: BROADBAND CPE	Power: AC 120V/60Hz
Test Mode: Transmit by 802.11n-HT20 at channel 2462MHz Ant 0+1	



No	Flag	Mark	Frequency (MHz)	Measure Level (dBuV/m)	Reading Level (dBuV)	Over Limit (dB)	Limit (dBuV/m)	Factor (dB)	Type
1		*	2465.296	114.030	82.887	N/A	N/A	31.143	PK
2			2483.500	69.026	37.833	-4.974	74.000	31.194	PK
3			2484.160	73.069	41.874	-0.931	74.000	31.195	PK

Note: Measure Level (dBuV/m) = Reading Level (dBuV) + Factor (dB)

Factor (dB) = Cable Loss (dB) + Antenna Factor (dB/m).

Site: AC 1	Time: 2015/07/27 - 20:13
Limit: FCC_Part15.209_RE(3m)	Engineer: Roy Cheng
Probe: BBHA9120D_1-18GHz	Polarity: Vertical
EUT: BROADBAND CPE	Power: AC 120V/60Hz
Test Mode: Transmit by 802.11n-HT20 at channel 2462MHz Ant 0+1	

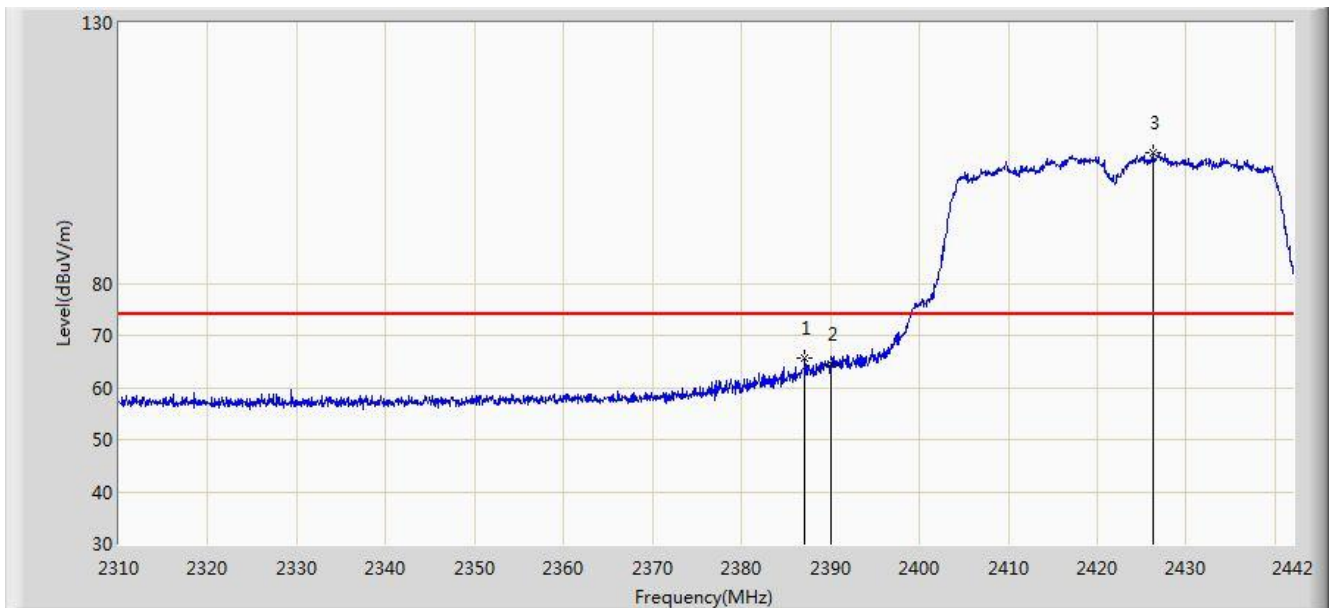


No	Flag	Mark	Frequency (MHz)	Measure Level (dBuV/m)	Reading Level (dBuV)	Over Limit (dB)	Limit (dBuV/m)	Factor (dB)	Type
1		*	2459.824	100.095	68.964	N/A	N/A	31.131	AV
2			2483.500	50.745	19.552	-3.255	54.000	31.194	AV

Note: Measure Level (dBuV/m) = Reading Level (dBuV) + Factor (dB)

Factor (dB) = Cable Loss (dB) + Antenna Factor (dB/m).

Site: AC 1	Time: 2015/07/27 - 20:17
Limit: FCC_Part15.209_RE(3m)	Engineer: Roy Cheng
Probe: BBHA9120D_1-18GHz	Polarity: Horizontal
EUT: BROADBAND CPE	Power: AC 120V/60Hz
Test Mode: Transmit by 802.11n-HT40 at channel 2422MHz Ant 0+1	

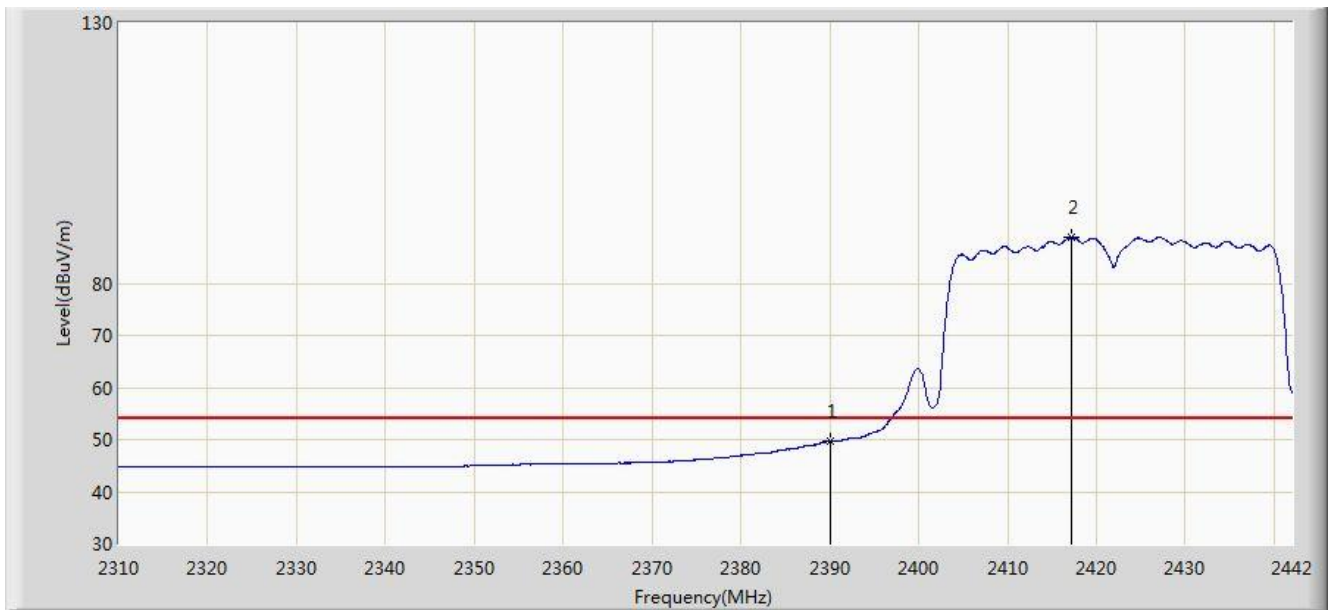


No	Flag	Mark	Frequency (MHz)	Measure Level (dBuV/m)	Reading Level (dBuV)	Over Limit (dB)	Limit (dBuV/m)	Factor (dB)	Type
1			2387.154	65.574	34.366	-8.426	74.000	31.208	PK
2			2390.000	64.634	33.431	-9.366	74.000	31.203	PK
3		*	2426.226	105.034	73.889	N/A	N/A	31.145	PK

Note: Measure Level (dBuV/m) = Reading Level (dBuV) + Factor (dB)

Factor (dB) = Cable Loss (dB) + Antenna Factor (dB/m).

Site: AC 1	Time: 2015/07/27 - 20:18
Limit: FCC_Part15.209_RE(3m)	Engineer: Roy Cheng
Probe: BBHA9120D_1-18GHz	Polarity: Horizontal
EUT: BROADBAND CPE	Power: AC 120V/60Hz
Test Mode: Transmit by 802.11n-HT40 at channel 2422MHz Ant 0+1	

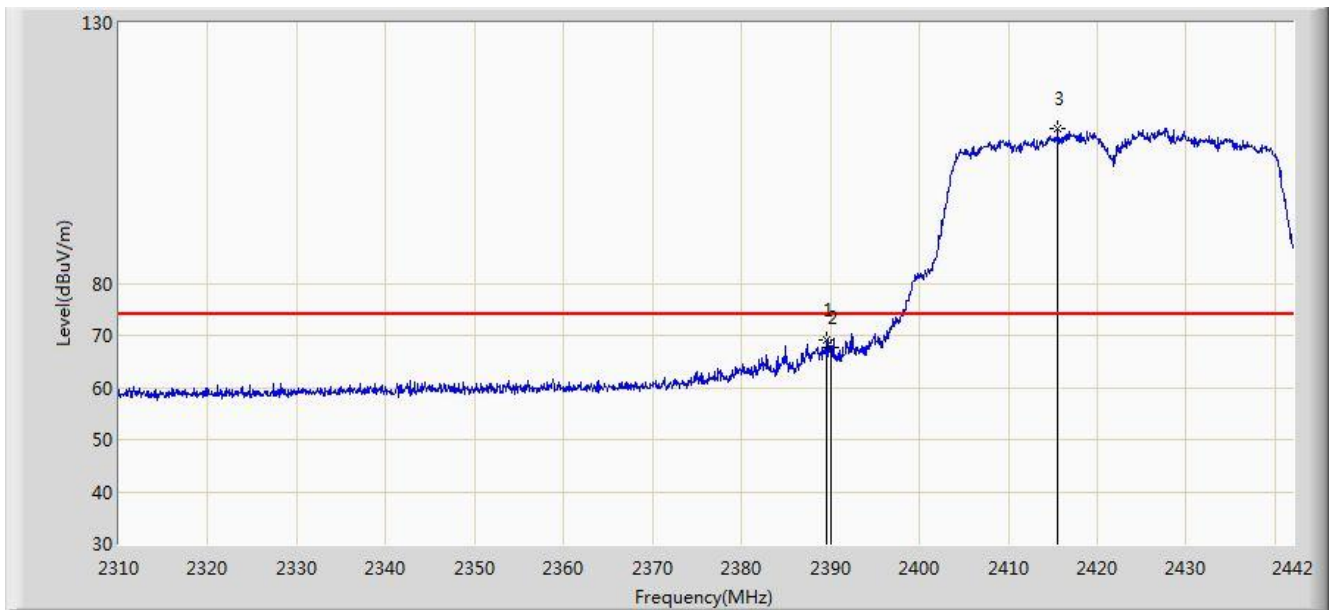


No	Flag	Mark	Frequency (MHz)	Measure Level (dBuV/m)	Reading Level (dBuV)	Over Limit (dB)	Limit (dBuV/m)	Factor (dB)	Type
1			2390.000	49.608	18.405	-4.392	54.000	31.203	AV
2		*	2417.118	88.875	57.714	N/A	N/A	31.161	AV

Note: Measure Level (dBuV/m) = Reading Level (dBuV) + Factor (dB)

Factor (dB) = Cable Loss (dB) + Antenna Factor (dB/m).

Site: AC 1	Time: 2015/07/27 - 20:15
Limit: FCC_Part15.209_RE(3m)	Engineer: Roy Cheng
Probe: BBHA9120D_1-18GHz	Polarity: Vertical
EUT: BROADBAND CPE	Power: AC 120V/60Hz
Test Mode: Transmit by 802.11n-HT40 at channel 2422MHz Ant 0+1	



No	Flag	Mark	Frequency (MHz)	Measure Level (dBuV/m)	Reading Level (dBuV)	Over Limit (dB)	Limit (dBuV/m)	Factor (dB)	Type
1			2389.530	69.247	38.043	-4.753	74.000	31.204	PK
2			2390.000	67.600	36.397	-6.400	74.000	31.203	PK
3		*	2415.534	109.777	78.614	N/A	N/A	31.164	PK

Note: Measure Level (dBuV/m) = Reading Level (dBuV) + Factor (dB)

Factor (dB) = Cable Loss (dB) + Antenna Factor (dB/m).

Site: AC 1	Time: 2015/07/27 - 20:16
Limit: FCC_Part15.209_RE(3m)	Engineer: Roy Cheng
Probe: BBHA9120D_1-18GHz	Polarity: Vertical
EUT: BROADBAND CPE	Power: AC 120V/60Hz
Test Mode: Transmit by 802.11n-HT40 at channel 2422MHz Ant 0+1	

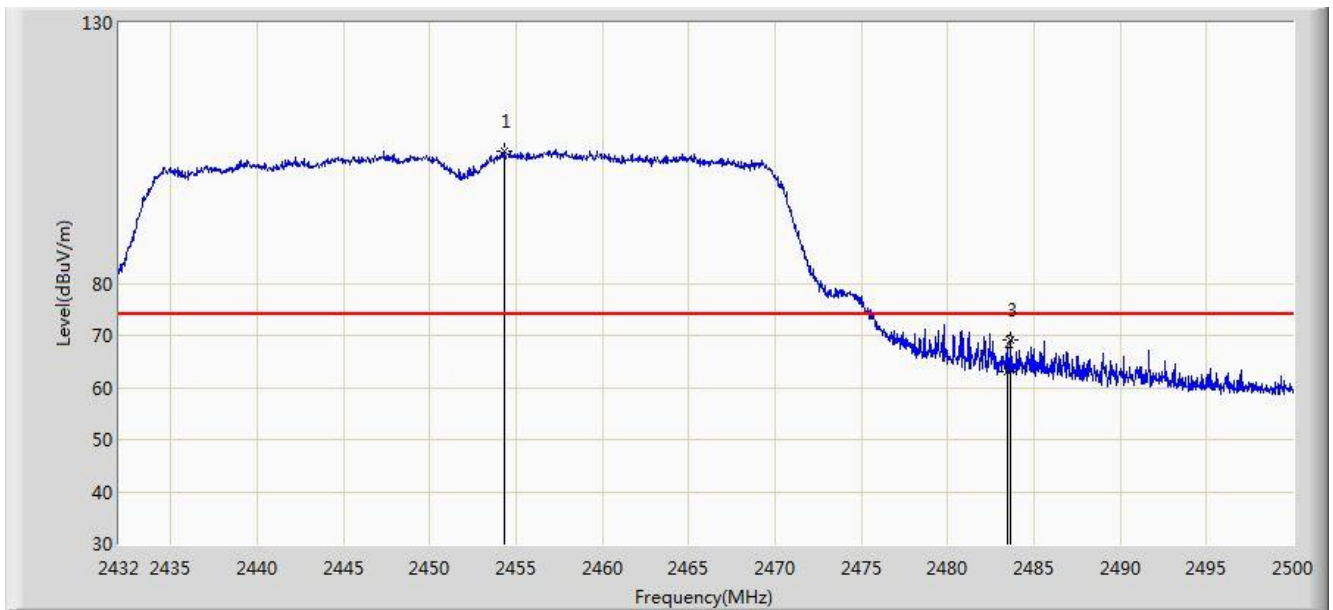


No	Flag	Mark	Frequency (MHz)	Measure Level (dBuV/m)	Reading Level (dBuV)	Over Limit (dB)	Limit (dBuV/m)	Factor (dB)	Type
1			2390.000	52.894	21.691	-1.106	54.000	31.203	AV
2		*	2417.316	93.873	62.713	N/A	N/A	31.160	AV

Note: Measure Level (dBuV/m) = Reading Level (dBuV) + Factor (dB)

Factor (dB) = Cable Loss (dB) + Antenna Factor (dB/m).

Site: AC 1	Time: 2015/07/27 - 20:20
Limit: FCC_Part15.209_RE(3m)	Engineer: Roy Cheng
Probe: BBHA9120D_1-18GHz	Polarity: Horizontal
EUT: BROADBAND CPE	Power: AC 120V/60Hz
Test Mode: Transmit by 802.11n-HT40 at channel 2452MHz Ant 0+1	

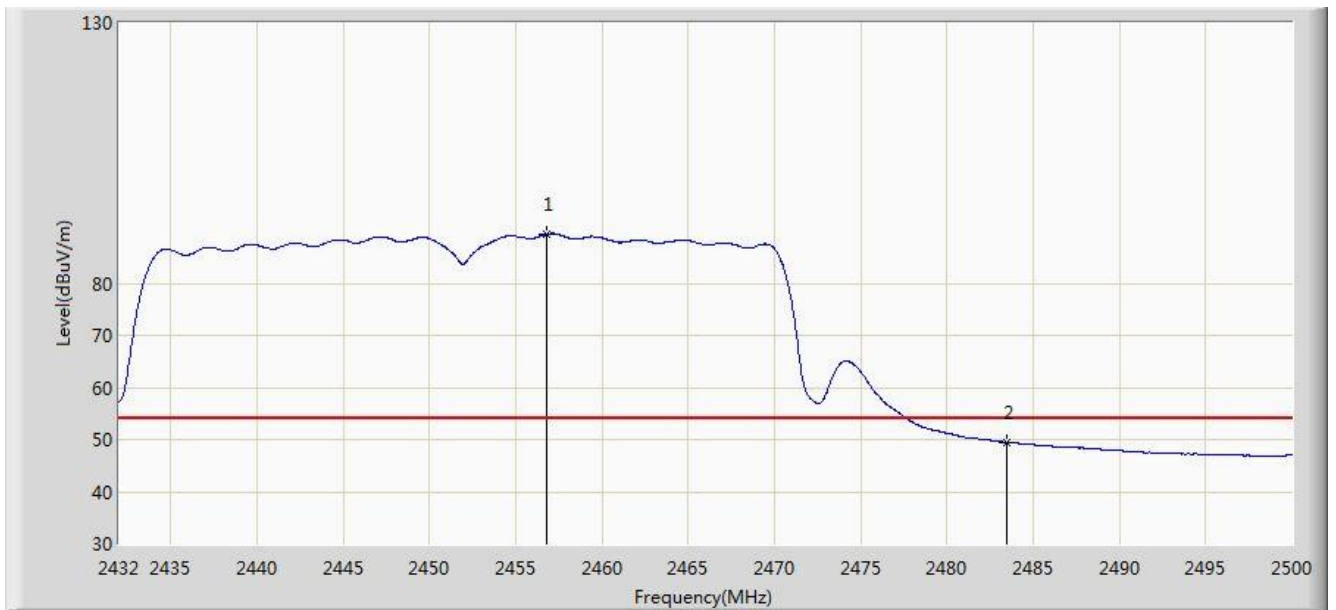


No	Flag	Mark	Frequency (MHz)	Measure Level (dBuV/m)	Reading Level (dBuV)	Over Limit (dB)	Limit (dBuV/m)	Factor (dB)	Type
1		*	2454.304	105.407	74.285	N/A	N/A	31.121	PK
2			2483.500	63.166	31.973	-10.834	74.000	31.194	PK
3			2483.680	69.227	38.033	-4.773	74.000	31.194	PK

Note: Measure Level (dBuV/m) = Reading Level (dBuV) + Factor (dB)

Factor (dB) = Cable Loss (dB) + Antenna Factor (dB/m).

Site: AC 1	Time: 2015/07/27 - 20:21
Limit: FCC_Part15.209_RE(3m)	Engineer: Roy Cheng
Probe: BBHA9120D_1-18GHz	Polarity: Horizontal
EUT: BROADBAND CPE	Power: AC 120V/60Hz
Test Mode: Transmit by 802.11n-HT40 at channel 2452MHz Ant 0+1	

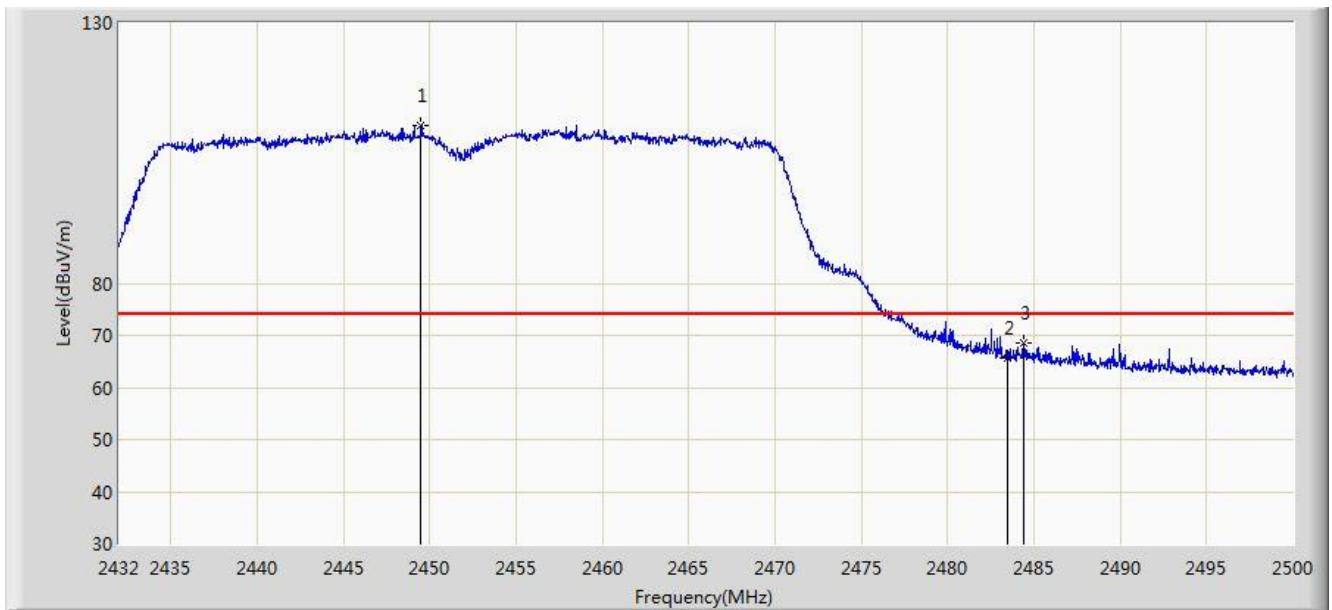


No	Flag	Mark	Frequency (MHz)	Measure Level (dBuV/m)	Reading Level (dBuV)	Over Limit (dB)	Limit (dBuV/m)	Factor (dB)	Type
1		*	2456.820	89.493	58.367	N/A	N/A	31.126	AV
2			2483.500	49.423	18.230	-4.577	54.000	31.194	AV

Note: Measure Level (dBuV/m) = Reading Level (dBuV) + Factor (dB)

Factor (dB) = Cable Loss (dB) + Antenna Factor (dB/m).

Site: AC 1	Time: 2015/07/27 - 20:19
Limit: FCC_Part15.209_RE(3m)	Engineer: Roy Cheng
Probe: BBHA9120D_1-18GHz	Polarity: Vertical
EUT: BROADBAND CPE	Power: AC 120V/60Hz
Test Mode: Transmit by 802.11n-HT40 at channel 2452MHz Ant 0+1	

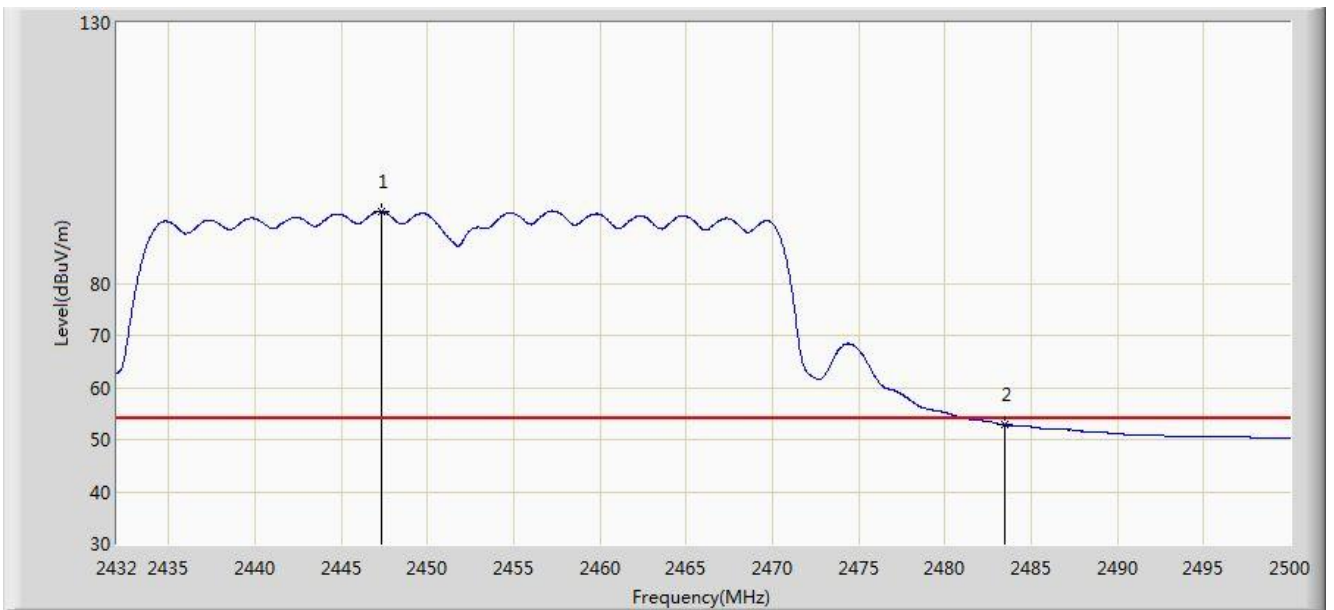


No	Flag	Mark	Frequency (MHz)	Measure Level (dBuV/m)	Reading Level (dBuV)	Over Limit (dB)	Limit (dBuV/m)	Factor (dB)	Type
1		*	2449.510	110.201	79.088	N/A	N/A	31.113	PK
2			2483.500	65.708	34.515	-8.292	74.000	31.194	PK
3			2484.394	68.622	37.426	-5.378	74.000	31.195	PK

Note: Measure Level (dBuV/m) = Reading Level (dBuV) + Factor (dB)

Factor (dB) = Cable Loss (dB) + Antenna Factor (dB/m).

Site: AC 1	Time: 2015/07/27 - 20:20
Limit: FCC_Part15.209_RE(3m)	Engineer: Roy Cheng
Probe: BBHA9120D_1-18GHz	Polarity: Vertical
EUT: BROADBAND CPE	Power: AC 120V/60Hz
Test Mode: Transmit by 802.11n-HT40 at channel 2452MHz Ant 0+1	



No	Flag	Mark	Frequency (MHz)	Measure Level (dBuV/m)	Reading Level (dBuV)	Over Limit (dB)	Limit (dBuV/m)	Factor (dB)	Type
1		*	2447.300	93.777	62.668	N/A	N/A	31.109	AV
2			2483.500	52.817	21.624	-1.183	54.000	31.194	AV

Note: Measure Level (dBuV/m) = Reading Level (dBuV) + Factor (dB)

Factor (dB) = Cable Loss (dB) + Antenna Factor (dB/m).

7.8. AC Conducted Emissions Measurement

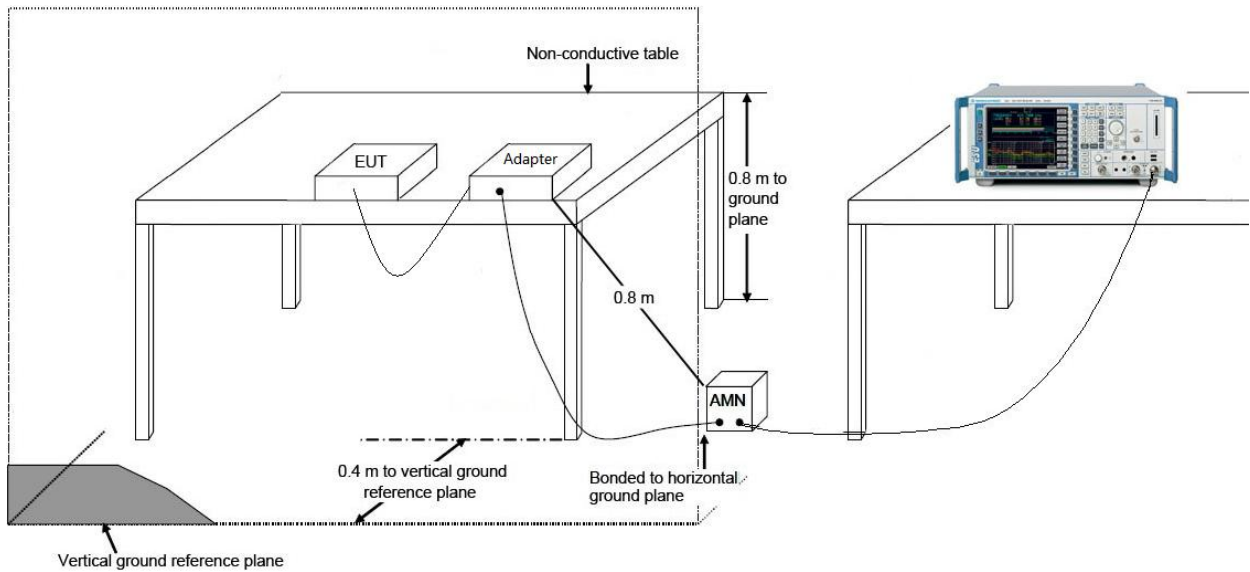
7.8.1. Test Limit

FCC Part 15 Subpart C Paragraph 15.207 Limits		
Frequency (MHz)	QP (dBuV)	AV (dBuV)
0.15 - 0.50	66 - 56	56 - 46
0.50 - 5.0	56	46
5.0 - 30	60	50

Note 1: The lower limit shall apply at the transition frequencies.

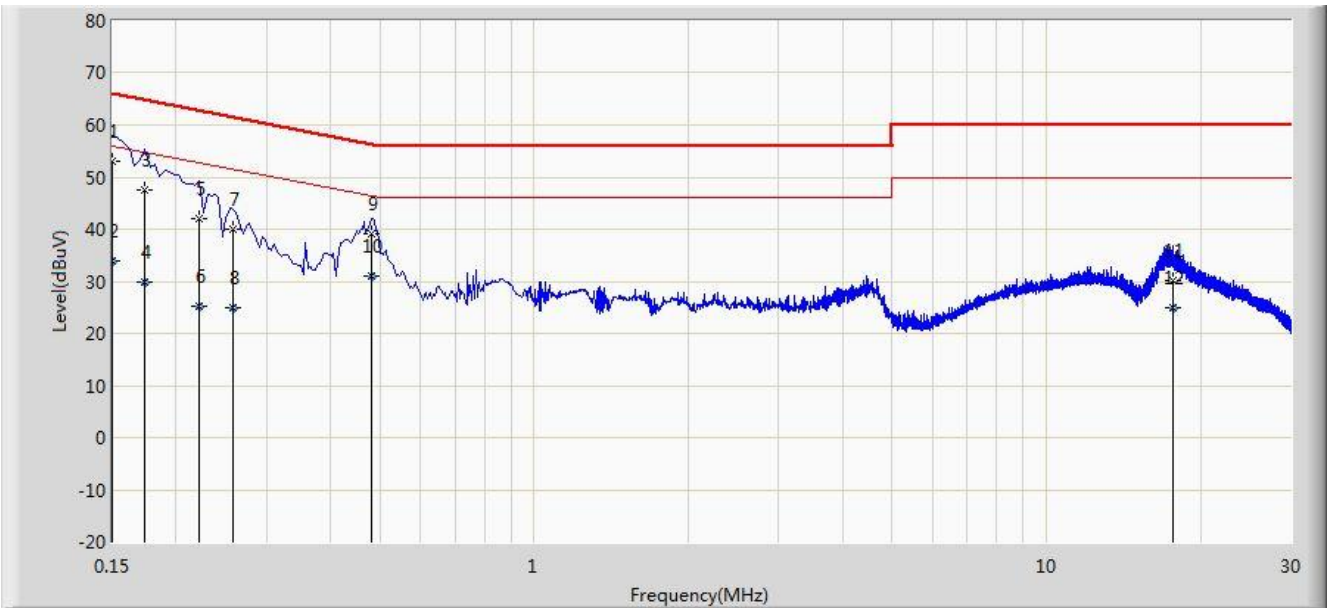
Note 2: The limit decreases linearly with the logarithm of the frequency in the range 0.15MHz to 0.5MHz.

7.8.2. Test Setup



7.8.3. Test Result

Site: SR2	Time: 2015/08/01 - 12:09
Limit: FCC_Part15.207_CE	Engineer: Roy Cheng
Probe: ENV216_101683_Filter On	Polarity: Line
EUT: BROADBAND CPE	Power: AC 120V/60Hz
Note: Mode 1	

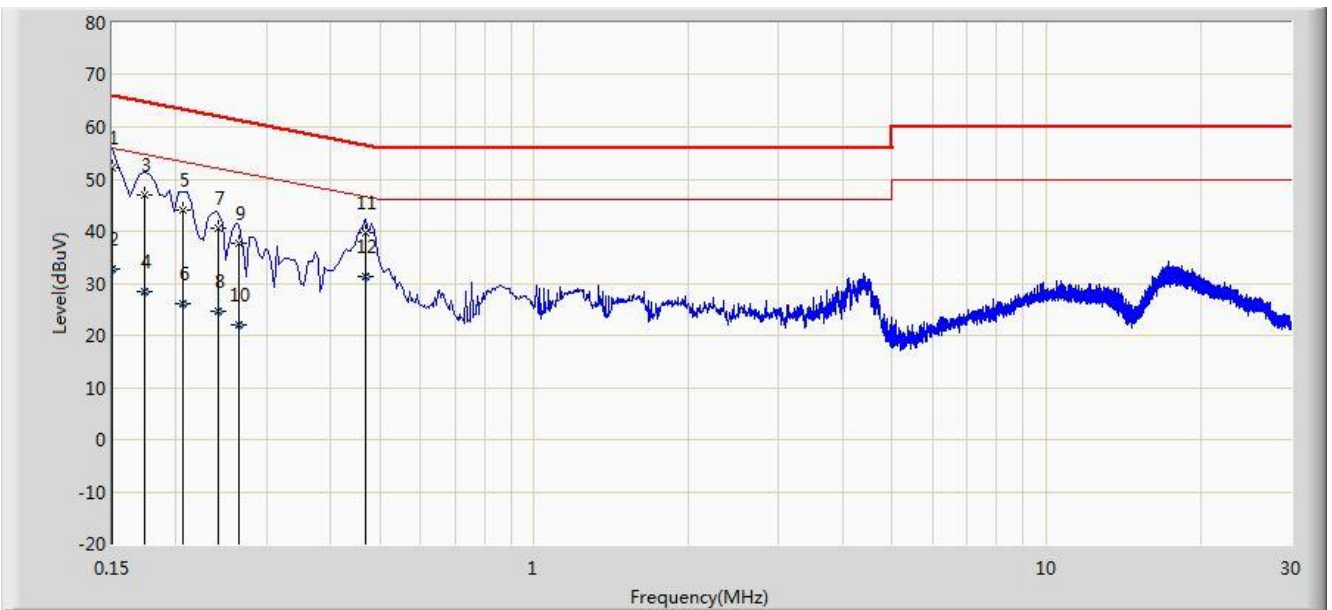


No	Flag	Mark	Frequency (MHz)	Measure Level (dBuV)	Reading Level (dBuV)	Over Limit (dB)	Limit (dBuV)	Factor (dB)	Type
1		*	0.150	53.020	41.852	-12.980	66.000	11.168	QP
2			0.150	33.872	22.704	-22.128	56.000	11.168	AV
3			0.174	47.661	37.593	-17.106	64.767	10.068	QP
4			0.174	29.808	19.740	-24.960	54.767	10.068	AV
5			0.222	42.025	32.084	-20.719	62.744	9.941	QP
6			0.222	25.077	15.136	-27.667	52.744	9.941	AV
7			0.258	40.024	30.054	-21.471	61.496	9.970	QP
8			0.258	24.851	14.880	-26.645	51.496	9.970	AV
9			0.482	39.207	29.055	-17.098	56.305	10.152	QP
10			0.482	30.950	20.798	-15.355	46.305	10.152	AV
11			17.614	30.172	20.083	-29.828	60.000	10.089	QP
12			17.614	24.855	14.766	-25.145	50.000	10.089	AV

Note: Measure Level (dBμV) = Reading Level (dBμV) + Factor (dB)

Factor (dB) = Cable Loss (dB) + LISN Factor (dB)

Site: SR2	Time: 2015/08/01 - 12:40
Limit: FCC_Part15.207_CE	Engineer: Roy Cheng
Probe: ENV216_101683_Filter On	Polarity: Neutral
EUT: BROADBAND CPE	Power: AC 120V/60Hz
Note: Mode 1	



No	Flag	Mark	Frequency (MHz)	Measure Level (dBuV)	Reading Level (dBuV)	Over Limit (dB)	Limit (dBuV)	Factor (dB)	Type
1		*	0.150	52.267	41.125	-13.733	66.000	11.142	QP
2			0.150	32.703	21.561	-23.297	56.000	11.142	AV
3			0.174	46.977	36.921	-17.790	64.767	10.057	QP
4			0.174	28.277	18.220	-26.491	54.767	10.057	AV
5			0.206	44.148	34.147	-19.217	63.365	10.001	QP
6			0.206	26.202	16.200	-27.163	53.365	10.001	AV
7			0.242	40.687	30.692	-21.340	62.027	9.995	QP
8			0.242	24.701	14.706	-27.326	52.027	9.995	AV
9			0.266	37.748	27.735	-23.494	61.242	10.013	QP
10			0.266	22.123	12.110	-29.119	51.242	10.013	AV
11			0.470	39.848	29.684	-16.666	56.514	10.164	QP
12			0.470	31.301	21.136	-15.213	46.514	10.164	AV

Note: Measure Level (dBuV) = Reading Level (dBuV) + Factor (dB)

Factor (dB) = Cable Loss (dB) + LISN Factor (dB)

8. CONCLUSION

The data collected relate only the item(s) tested and show that the **BROADBAND CPE FCC ID: 2ABLK-813G-1** is in compliance with Part 15C of the FCC Rules.

The End