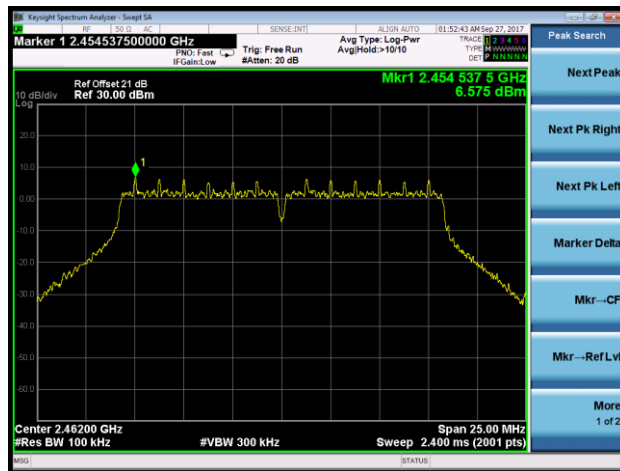


Channel 11 (2462MHz)

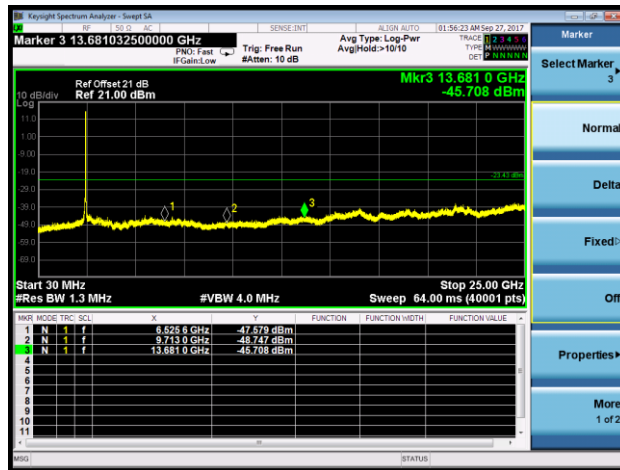
100kHz PSD reference Level



High Band Edge



Spurious Emission



802.11g Out-of-Band Emissions - Ant 1

Channel 01 (2412MHz)

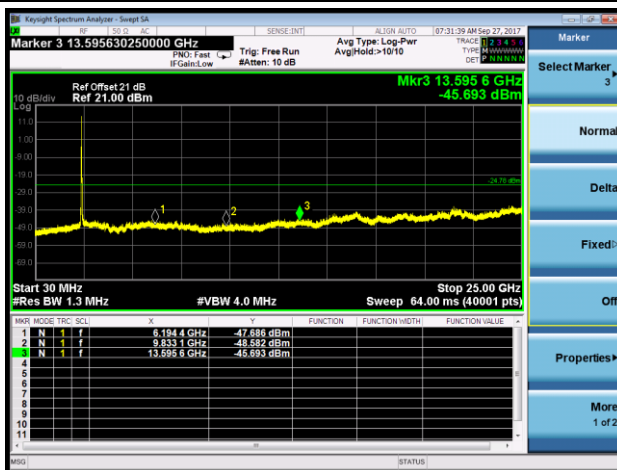
100kHz PSD reference Level



Low Band Edge

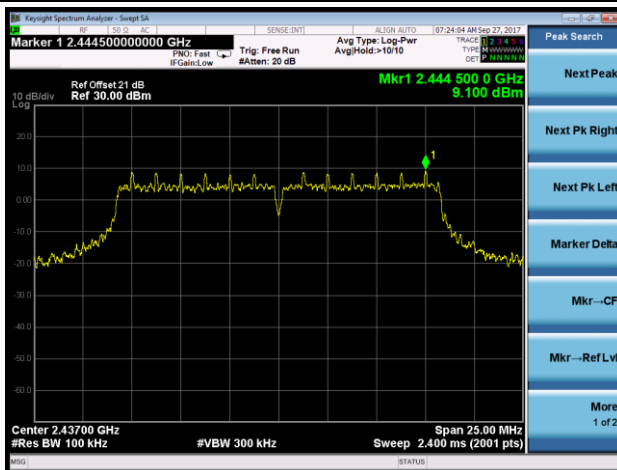


Spurious Emission

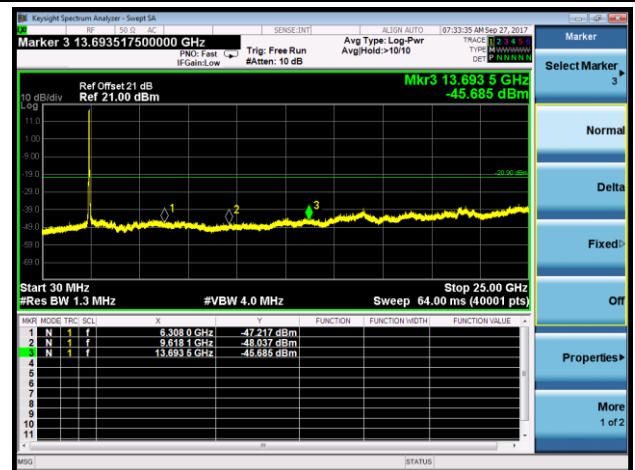


Channel 06 (2437MHz)

100kHz PSD reference Level

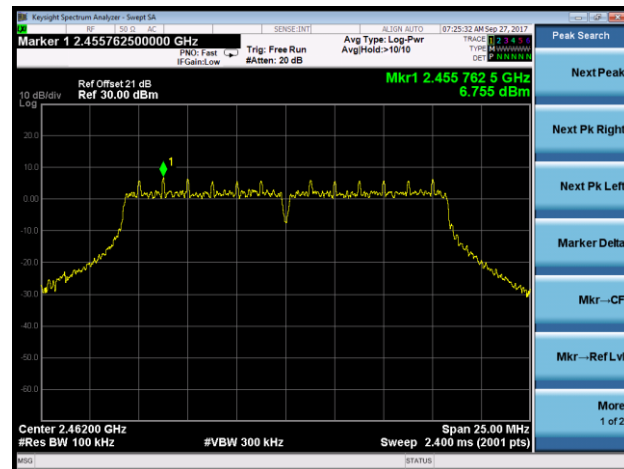


Spurious Emission



Channel 11 (2462MHz)

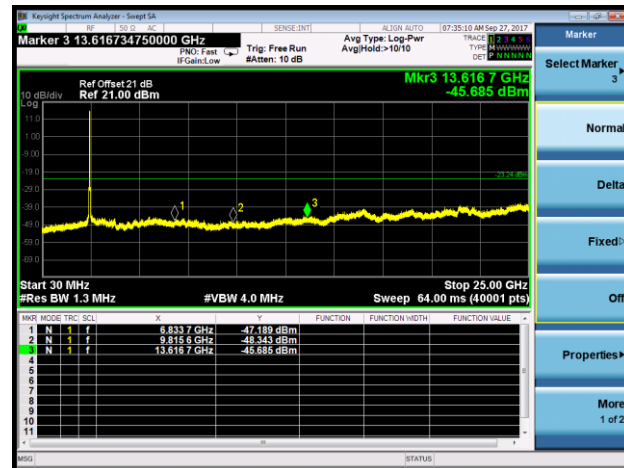
100kHz PSD reference Level



High Band Edge



Spurious Emission



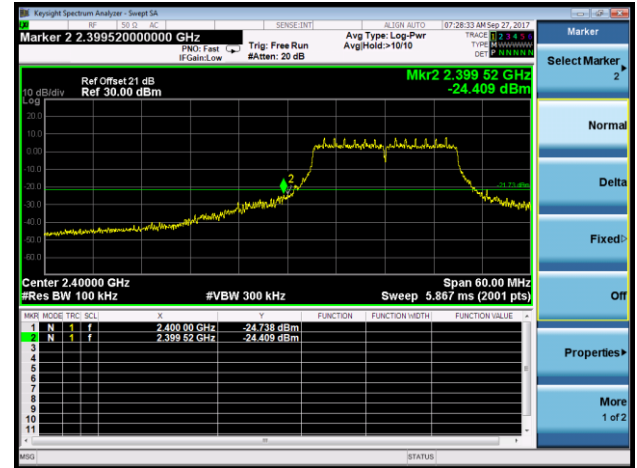
802.11n-HT20 Out-of-Band Emissions - Ant 0 / Ant 0 + 1

Channel 01 (2412MHz)

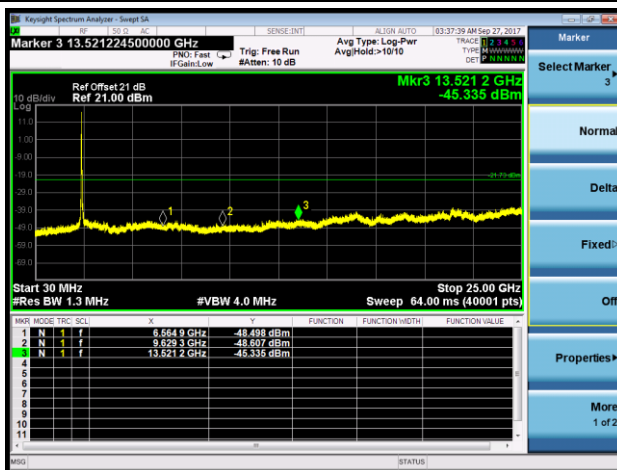
100kHz PSD reference Level



Low Band Edge

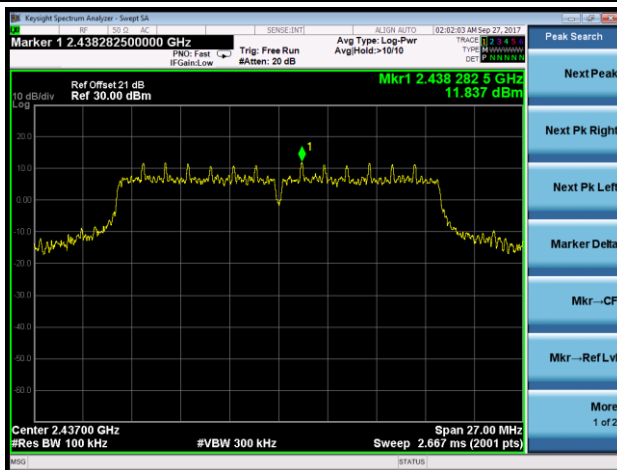


Spurious Emission

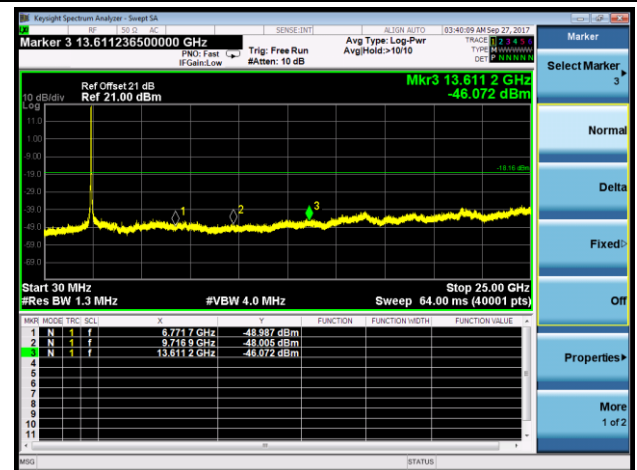


Channel 06 (2437MHz)

100kHz PSD reference Level

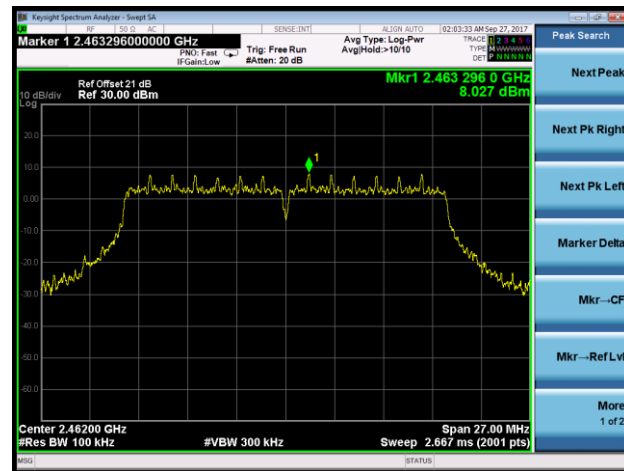


Spurious Emission

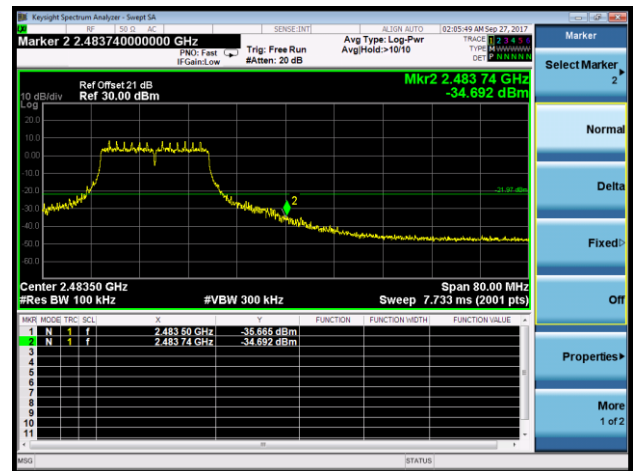


Channel 11 (2462MHz)

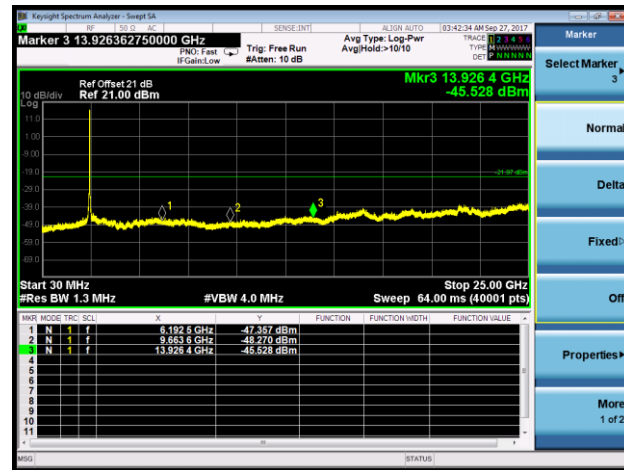
100kHz PSD reference Level



High Band Edge



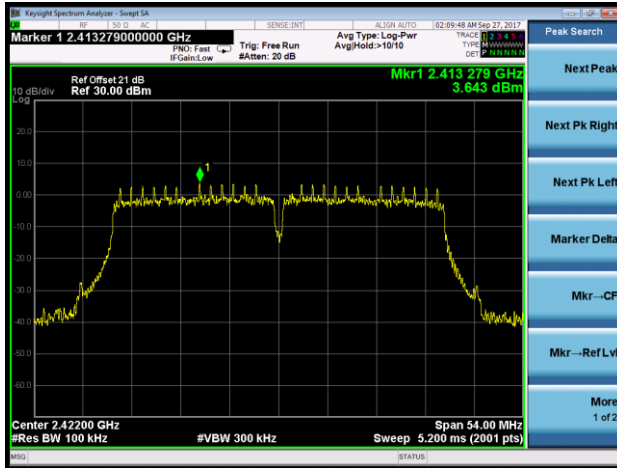
Spurious Emission



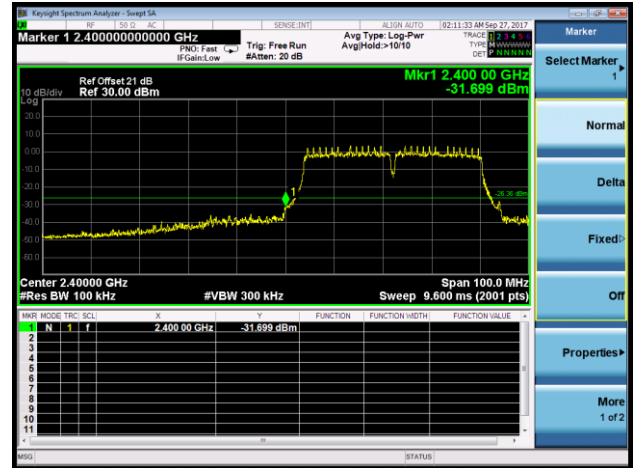
802.11n-HT40 Out-of-Band Emissions - Ant 0 / Ant 0 + 1

Channel 03 (2422MHz)

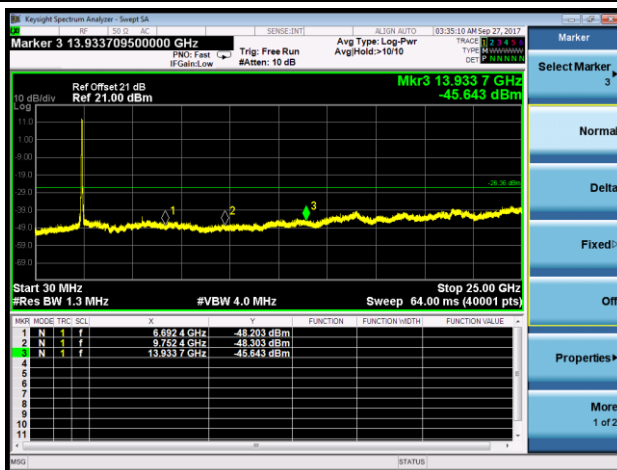
100kHz PSD reference Level



Low Band Edge

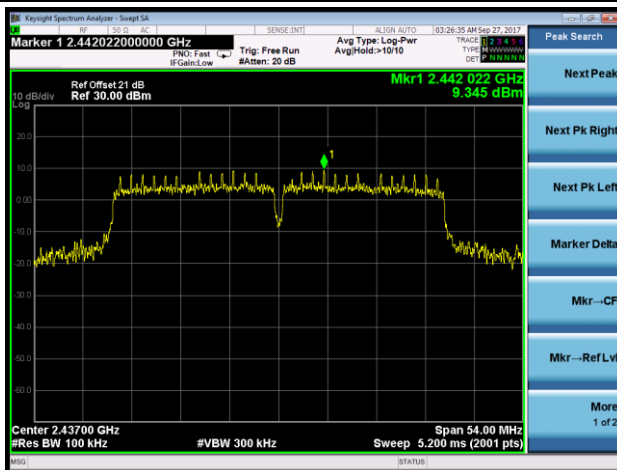


Spurious Emission

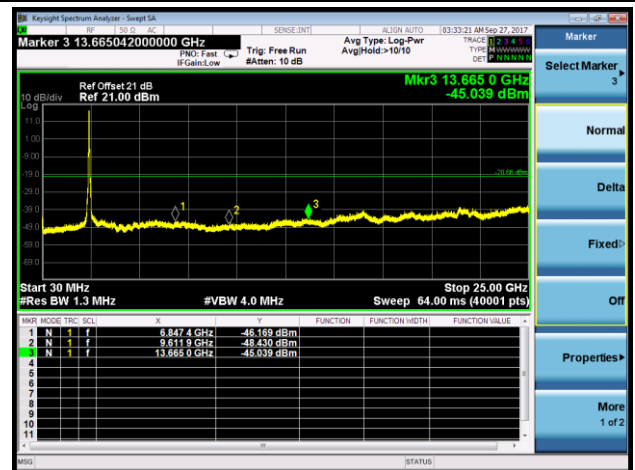


Channel 06 (2437MHz)

100kHz PSD reference Level

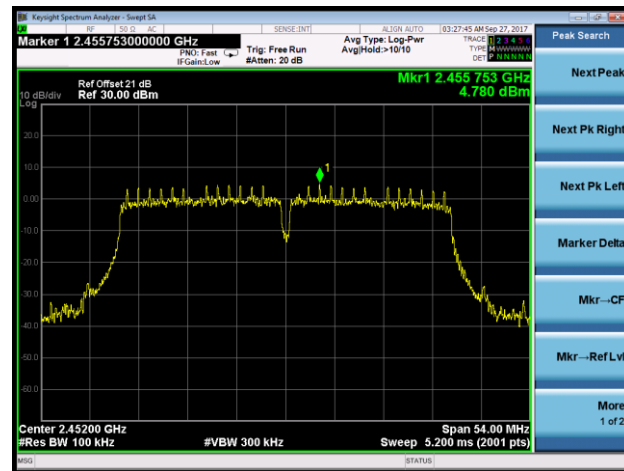


Spurious Emission

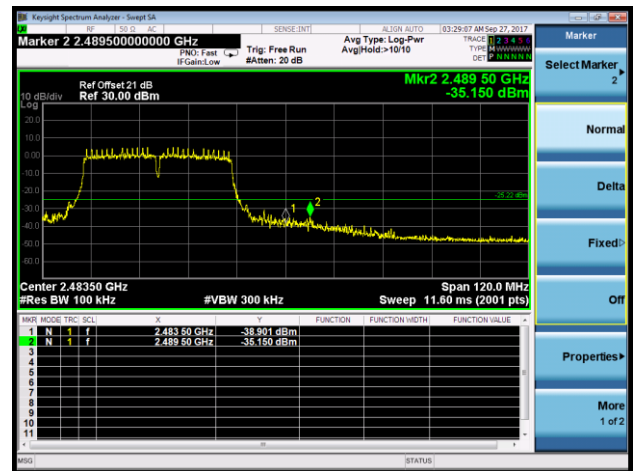


Channel 09 (2452MHz)

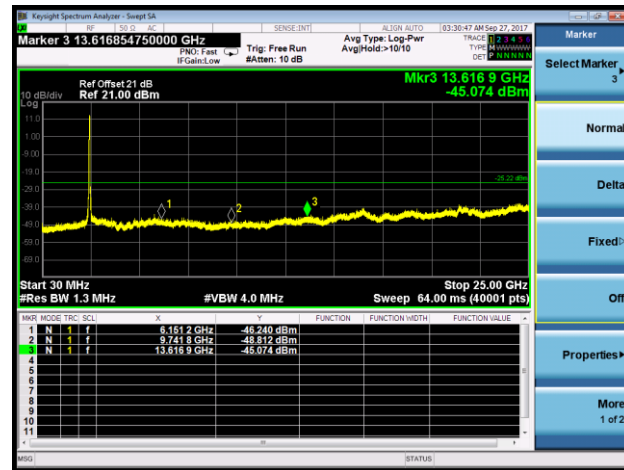
100kHz PSD reference Level



High Band Edge



Spurious Emission



7.6. Radiated Spurious Emission Measurement

7.6.1. Test Limit

All out of band emissions appearing in a restricted band as specified in Section 15.205 of the Title 47 CFR must not exceed the limits shown in Table per Section 15.209.

FCC Part 15 Subpart C Paragraph 15.209		
Frequency [MHz]	Field Strength [V/m]	Measured Distance [Meters]
0.009 - 0.490	2400/F (kHz)	300
0.490 - 1.705	24000/F (kHz)	30
1.705 - 30	30	30
30 - 88	100	3
88 - 216	150	3
216 - 960	200	3
Above 960	500	3

7.6.2. Test Procedure Used

KDB 558074 D01v04 - Section 12.2.3 (quasi-peak measurements)

KDB 558074 D01v04 - Section 12.2.4 (peak power measurements)

KDB 558074 D01v04 - Section 12.2.5 (average power measurements)

7.6.3. Test Setting

Peak Field Strength Measurements

1. Analyzer center frequency was set to the frequency of the radiated spurious emission of interest
2. RBW = as specified in Table 1
3. VBW = 3MHz
4. Detector = peak
5. Sweep time = auto couple
6. Trace mode = max hold
7. Trace was allowed to stabilize

Table 1 - RBW as a function of frequency

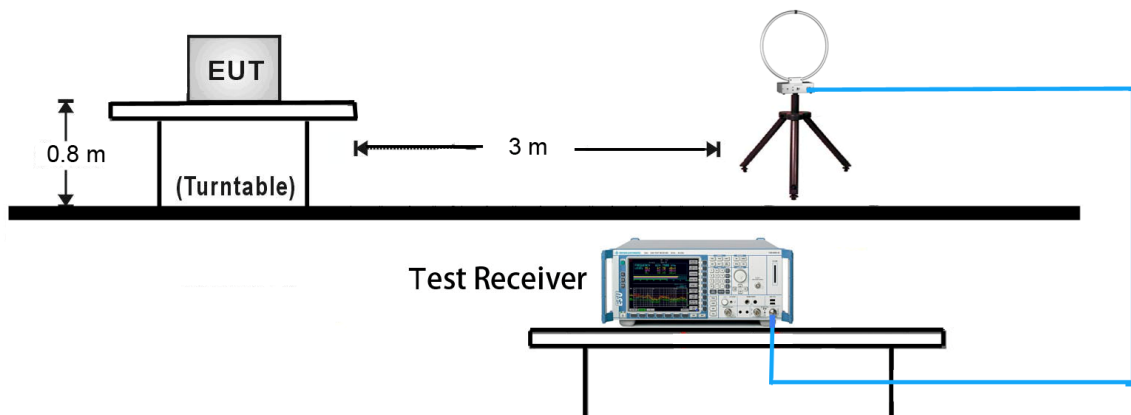
Frequency	RBW
9 ~ 150 kHz	200 ~ 300 Hz
0.15 ~ 30 MHz	9 ~ 10 kHz
30 ~ 1000 MHz	100 ~ 120 kHz
> 1000 MHz	1 MHz

Average Field Strength Measurements

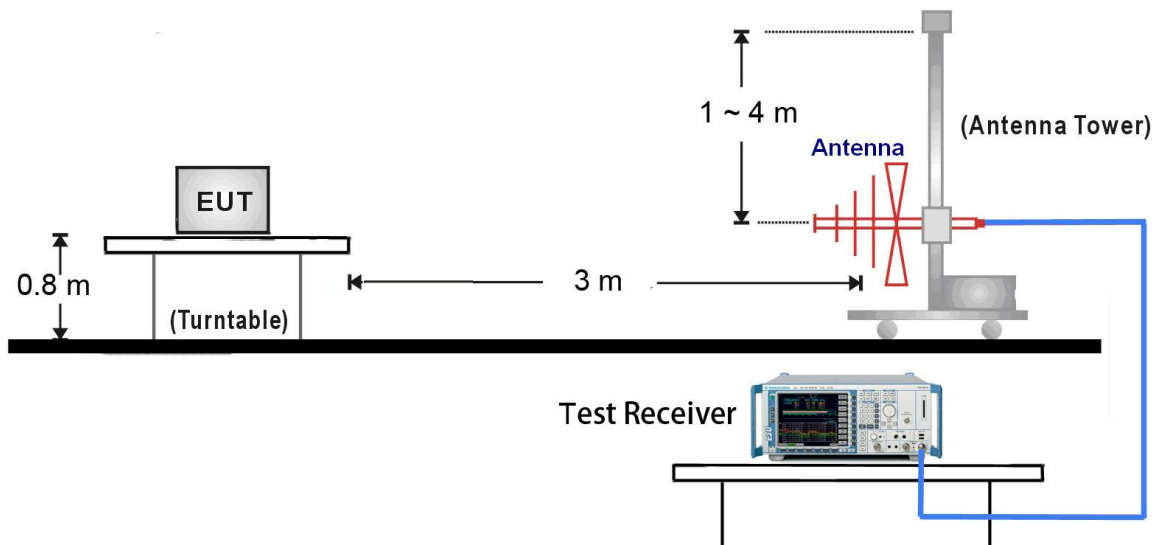
1. Analyzer center frequency was set to the frequency of the radiated spurious emission of interest
2. RBW = 1MHz
3. VBW \geq 1/T
4. De As an alternative, the instrument may be set to linear detector mode. Ensure that video filtering is applied in linear voltage domain (rather than in a log or dB domain). Some instruments require linear display mode in order to accomplish this. Others have a setting for Average-VBW Type, which can be set to "Voltage" regardless of the display mode
5. Detector = Peak
6. Sweep time = auto
7. Trace mode = max hold
8. Allow max hold to run for at least 50 times (1/duty cycle) traces

7.6.4. Test Setup

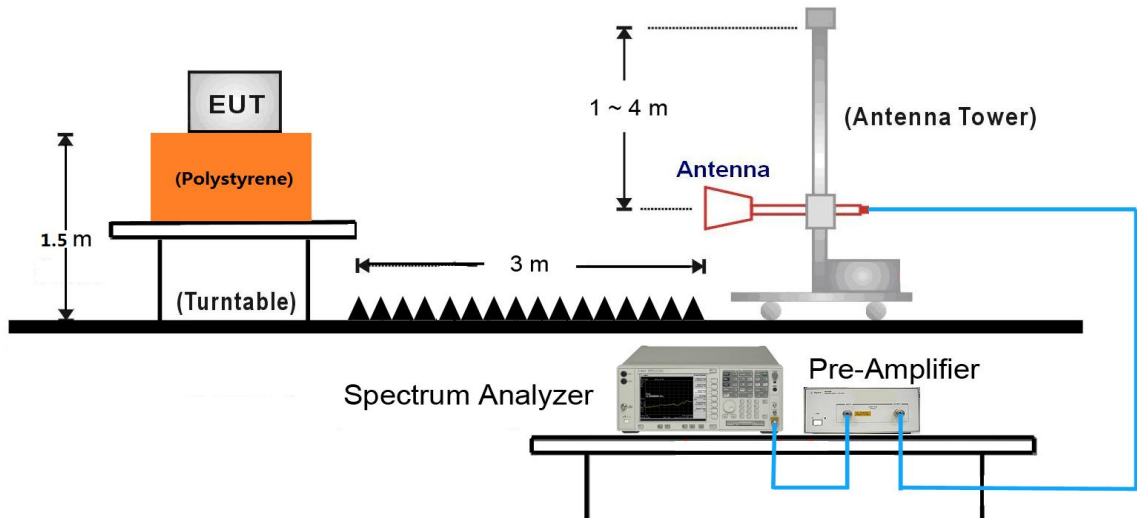
9kHz ~ 30MHz Test Setup:



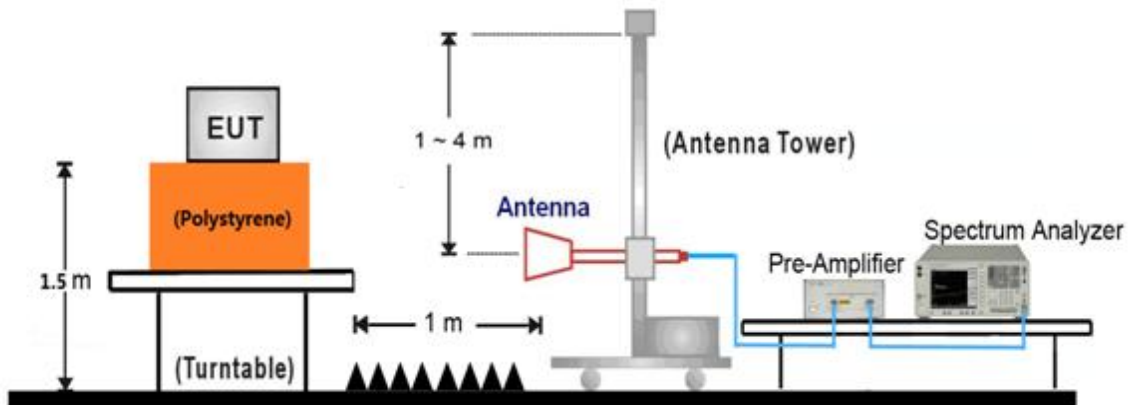
30MHz ~ 1GHz Test Setup:



1GHz ~ 18GHz Test Setup:



18GHz ~25GHz Test Setup:



7.6.5. Test Result

Product	804Mesh Dual Wi-Fi	Temperature	26°C
Test Engineer	Vince Yu	Relative Humidity	56%
Test Site	AC1	Test Date	2017/09/26
Test Mode:	802.11b - Ant 0	Test Channel:	01
Remark:	1. Average measurement was not performed if peak level lower than average limit. 2. Other frequency was 20dB below limit line within 1-18GHz, there is not show in the report.		

Mark	Frequency (MHz)	Reading Level (dBμV)	Factor (dB)	Measure Level (dBμV/m)	Limit (dBμV/m)	Margin (dB)	Detector	Polarization
*	3473.5	38.7	-1.3	37.4	83.2	-45.8	Peak	Horizontal
	4825.0	37.8	2.7	40.5	74.0	-33.5	Peak	Horizontal
*	6312.5	36.0	5.0	41.0	83.2	-42.2	Peak	Horizontal
	7460.0	36.7	8.1	44.8	74.0	-29.2	Peak	Horizontal
*	3499.0	39.8	-1.1	38.7	83.2	-44.5	Peak	Vertical
	4825.0	40.8	2.7	43.5	74.0	-30.5	Peak	Vertical
*	6389.0	36.1	5.3	41.4	83.2	-41.8	Peak	Vertical
	7239.0	40.5	7.8	48.3	74.0	-25.7	Peak	Vertical

Note 1: "*" is not in restricted band, its limit is 30dBc of the fundamental emission level (113.2dBμV/m) or 15.209 which is higher.

Note 2: Measure Level (dBμV/m) = Reading Level (dBμV) + Factor (dB)

Factor (dB) = Cable Loss (dB) + Antenna Factor (dB/m) - Pre_Amplifier Gain (dB)

Product	804Mesh Dual Wi-Fi	Temperature	26°C
Test Engineer	Vince Yu	Relative Humidity	56%
Test Site	AC1	Test Date	2017/09/26
Test Mode:	802.11b - Ant 0	Test Channel:	06
Remark:	1. Average measurement was not performed if peak level lower than average limit. 2. Other frequency was 20dB below limit line within 1-18GHz, there is not show in the report.		

Mark	Frequency (MHz)	Reading Level (dBμV)	Factor (dB)	Measure Level (dBμV/m)	Limit (dBμV/m)	Margin (dB)	Detector	Polarization
*	3473.5	38.2	-1.3	36.9	86.7	-49.8	Peak	Horizontal
	4876.0	36.9	2.7	39.6	74.0	-34.4	Peak	Horizontal
*	5641.0	36.9	3.6	40.5	86.7	-46.2	Peak	Horizontal
	7358.0	36.1	8.0	44.1	74.0	-29.9	Peak	Horizontal
*	3499.0	40.2	-1.1	39.1	86.7	-47.6	Peak	Vertical
	4876.0	38.5	2.7	41.2	74.0	-32.8	Peak	Vertical
*	6516.5	35.8	6.0	41.8	86.7	-44.9	Peak	Vertical
	7307.0	38.1	8.0	46.1	74.0	-27.9	Peak	Vertical

Note 1: "*" is not in restricted band, its limit is 30dBc of the fundamental emission level (116.7dBμV/m) or 15.209 which is higher.

Note 2: Measure Level (dBμV/m) = Reading Level (dBμV) + Factor (dB)

Factor (dB) = Cable Loss (dB) + Antenna Factor (dB/m) - Pre_Amplifier Gain (dB)

Product	804Mesh Dual Wi-Fi	Temperature	26°C
Test Engineer	Vince Yu	Relative Humidity	56%
Test Site	AC1	Test Date	2017/09/26
Test Mode:	802.11b - Ant 0	Test Channel:	11
Remark:	1. Average measurement was not performed if peak level lower than average limit. 2. Other frequency was 20dB below limit line within 1-18GHz, there is not show in the report.		

Mark	Frequency (MHz)	Reading Level (dBμV)	Factor (dB)	Measure Level (dBμV/m)	Limit (dBμV/m)	Margin (dB)	Detector	Polarization
*	3473.5	37.8	-1.3	36.5	82.4	-45.9	Peak	Horizontal
	4808.0	36.3	2.7	39.0	74.0	-35.0	Peak	Horizontal
*	6159.5	35.7	4.6	40.3	82.4	-42.1	Peak	Horizontal
	7596.0	36.3	8.1	44.4	74.0	-29.6	Peak	Horizontal
*	3499.0	39.4	-1.1	38.3	82.4	-44.1	Peak	Vertical
	5173.5	36.5	3.3	39.8	74.0	-34.2	Peak	Vertical
*	6457.0	35.1	5.8	40.9	82.4	-41.5	Peak	Vertical
	7383.5	39.5	7.9	47.4	74.0	-26.6	Peak	Vertical

Note 1: "*" is not in restricted band, its limit is 30dBc of the fundamental emission level (112.4dBμV/m) or 15.209 which is higher.

Note 2: Measure Level (dBμV/m) = Reading Level (dBμV) + Factor (dB)

Factor (dB) = Cable Loss (dB) + Antenna Factor (dB/m) - Pre_Amplifier Gain (dB)

Product	804Mesh Dual Wi-Fi	Temperature	26°C
Test Engineer	Vince Yu	Relative Humidity	56%
Test Site	AC1	Test Date	2017/09/26
Test Mode:	802.11g - Ant 0	Test Channel:	01
Remark:	1. Average measurement was not performed if peak level lower than average limit. 2. Other frequency was 20dB below limit line within 1-18GHz, there is not show in the report.		

Mark	Frequency (MHz)	Reading Level (dBμV)	Factor (dB)	Measure Level (dBμV/m)	Limit (dBμV/m)	Margin (dB)	Detector	Polarization
*	3473.5	38.6	-1.3	37.3	82.0	-44.7	Peak	Horizontal
	4757.0	36.3	2.6	38.9	74.0	-35.1	Peak	Horizontal
*	6049.0	35.9	4.1	40.0	82.0	-42.0	Peak	Horizontal
	7494.0	35.2	8.2	43.4	74.0	-30.6	Peak	Horizontal
*	3499.0	39.4	-1.1	38.3	82.0	-43.7	Peak	Vertical
	4825.0	36.0	2.7	38.7	74.0	-35.3	Peak	Vertical
*	6151.0	35.3	4.6	39.9	82.0	-42.1	Peak	Vertical
	7460.0	35.9	8.1	44.0	74.0	-30.0	Peak	Vertical

Note 1: "*" is not in restricted band, its limit is 30dBc of the fundamental emission level (112.0dBμV/m) or 15.209 which is higher.

Note 2: Measure Level (dBμV/m) = Reading Level (dBμV) + Factor (dB)

Factor (dB) = Cable Loss (dB) + Antenna Factor (dB/m) - Pre_Amplifier Gain (dB)

Product	804Mesh Dual Wi-Fi	Temperature	26°C
Test Engineer	Vince Yu	Relative Humidity	56%
Test Site	AC1	Test Date	2017/09/26
Test Mode:	802.11g - Ant 0	Test Channel:	06
Remark:	1. Average measurement was not performed if peak level lower than average limit. 2. Other frequency was 20dB below limit line within 1-18GHz, there is not show in the report.		

Mark	Frequency (MHz)	Reading Level (dBμV)	Factor (dB)	Measure Level (dBμV/m)	Limit (dBμV/m)	Margin (dB)	Detector	Polarization
*	3473.5	37.3	-1.3	36.0	85.0	-49.0	Peak	Horizontal
	5003.5	36.3	3.1	39.4	74.0	-34.6	Peak	Horizontal
*	6465.5	35.3	5.8	41.1	85.0	-43.9	Peak	Horizontal
	10877.0	32.9	12.9	45.8	74.0	-28.2	Peak	Horizontal
*	3499.0	39.1	-1.1	38.0	85.0	-47.0	Peak	Vertical
	5139.5	36.0	3.3	39.3	74.0	-34.7	Peak	Vertical
*	6559.0	35.1	6.0	41.1	85.0	-43.9	Peak	Vertical
	7307.0	35.9	8.0	43.9	74.0	-30.1	Peak	Vertical

Note 1: "*" is not in restricted band, its limit is 30dBc of the fundamental emission level (115.0dBμV/m) or 15.209 which is higher.

Note 2: Measure Level (dBμV/m) = Reading Level (dBμV) + Factor (dB)

Factor (dB) = Cable Loss (dB) + Antenna Factor (dB/m) - Pre_Amplifier Gain (dB)

Product	804Mesh Dual Wi-Fi	Temperature	26°C
Test Engineer	Vince Yu	Relative Humidity	56%
Test Site	AC1	Test Date	2017/09/26
Test Mode:	802.11g - Ant 0	Test Channel:	11
Remark:	1. Average measurement was not performed if peak level lower than average limit. 2. Other frequency was 20dB below limit line within 1-18GHz, there is not show in the report.		

Mark	Frequency (MHz)	Reading Level (dBμV)	Factor (dB)	Measure Level (dBμV/m)	Limit (dBμV/m)	Margin (dB)	Detector	Polarization
*	3473.5	38.9	-1.3	37.6	80.0	-42.4	Peak	Horizontal
	4578.5	35.7	1.9	37.6	74.0	-36.4	Peak	Horizontal
*	6397.5	35.4	5.4	40.8	80.0	-39.2	Peak	Horizontal
	7579.0	35.1	8.2	43.3	74.0	-30.7	Peak	Horizontal
*	3499.0	38.4	-1.1	37.3	80.0	-42.7	Peak	Vertical
	4833.5	35.9	2.7	38.6	74.0	-35.4	Peak	Vertical
*	6253.0	35.6	4.7	40.3	80.0	-39.7	Peak	Vertical
	7383.5	36.1	7.9	44.0	74.0	-30.0	Peak	Vertical

Note 1: "*" is not in restricted band, its limit is 30dBc of the fundamental emission level (110.0dBμV/m) or 15.209 which is higher.

Note 2: Measure Level (dBμV/m) = Reading Level (dBμV) + Factor (dB)

Factor (dB) = Cable Loss (dB) + Antenna Factor (dB/m) - Pre_Amplifier Gain (dB)

Product	804Mesh Dual Wi-Fi	Temperature	26°C
Test Engineer	Vince Yu	Relative Humidity	56%
Test Site	AC1	Test Date	2017/09/26
Test Mode:	802.11g - Ant 1	Test Channel:	01
Remark:	1. Average measurement was not performed if peak level lower than average limit. 2. Other frequency was 20dB below limit line within 1-18GHz, there is not show in the report.		

Mark	Frequency (MHz)	Reading Level (dBμV)	Factor (dB)	Measure Level (dBμV/m)	Limit (dBμV/m)	Margin (dB)	Detector	Polarization
*	3499.0	35.5	-1.1	34.4	77.4	-43.0	Peak	Horizontal
	4791.0	35.8	2.7	38.5	74.0	-35.5	Peak	Horizontal
*	6431.5	35.2	5.6	40.8	77.4	-36.6	Peak	Horizontal
	7613.0	35.1	8.1	43.2	74.0	-30.8	Peak	Horizontal
*	3499.0	37.1	-1.1	36.0	77.4	-41.4	Peak	Vertical
	4765.5	36.1	2.6	38.7	74.0	-35.3	Peak	Vertical
*	5989.5	36.9	4.3	41.2	77.4	-36.2	Peak	Vertical
	7502.5	35.0	8.3	43.3	74.0	-30.7	Peak	Vertical

Note 1: "*" is not in restricted band, its limit is 30dBc of the fundamental emission level (107.4dBμV/m) or 15.209 which is higher.

Note 2: Measure Level (dBμV/m) = Reading Level (dBμV) + Factor (dB)

Factor (dB) = Cable Loss (dB) + Antenna Factor (dB/m) - Pre_Amplifier Gain (dB)

Product	804Mesh Dual Wi-Fi	Temperature	26°C
Test Engineer	Vince Yu	Relative Humidity	56%
Test Site	AC1	Test Date	2017/09/26
Test Mode:	802.11g - Ant 1	Test Channel:	06
Remark:	1. Average measurement was not performed if peak level lower than average limit. 2. Other frequency was 20dB below limit line within 1-18GHz, there is not show in the report.		

Mark	Frequency (MHz)	Reading Level (dBμV)	Factor (dB)	Measure Level (dBμV/m)	Limit (dBμV/m)	Margin (dB)	Detector	Polarization
*	3558.5	35.8	-0.8	35.0	82.4	-47.4	Peak	Horizontal
	4791.0	34.3	2.7	37.0	74.0	-37.0	Peak	Horizontal
*	6431.5	35.6	5.6	41.2	82.4	-41.2	Peak	Horizontal
	7604.5	34.9	8.1	43.0	74.0	-31.0	Peak	Horizontal
*	3575.5	36.9	-0.8	36.1	82.4	-46.3	Peak	Vertical
	4782.5	35.1	2.7	37.8	74.0	-36.2	Peak	Vertical
*	6210.5	35.3	4.7	40.0	82.4	-42.4	Peak	Vertical
	7553.5	34.4	8.3	42.7	74.0	-31.3	Peak	Vertical

Note 1: "*" is not in restricted band, its limit is 30dBc of the fundamental emission level (112.4dBμV/m) or 15.209 which is higher.

Note 2: Measure Level (dBμV/m) = Reading Level (dBμV) + Factor (dB)

Factor (dB) = Cable Loss (dB) + Antenna Factor (dB/m) - Pre_Amplifier Gain (dB)

Product	804Mesh Dual Wi-Fi	Temperature	26°C
Test Engineer	Vince Yu	Relative Humidity	56%
Test Site	AC1	Test Date	2017/09/26
Test Mode:	802.11g - Ant 1	Test Channel:	11
Remark:	1. Average measurement was not performed if peak level lower than average limit. 2. Other frequency was 20dB below limit line within 1-18GHz, there is not show in the report.		

Mark	Frequency (MHz)	Reading Level (dB μ V)	Factor (dB)	Measure Level (dB μ V/m)	Limit (dB μ V/m)	Margin (dB)	Detector	Polarization
*	3499.0	36.5	-1.1	35.4	76.4	-41.0	Peak	Horizontal
	4782.5	34.3	2.7	37.0	74.0	-37.0	Peak	Horizontal
*	5879.0	35.9	4.1	40.0	76.4	-36.4	Peak	Horizontal
	7545.0	34.6	8.3	42.9	74.0	-31.1	Peak	Horizontal
*	3499.0	36.5	-1.1	35.4	76.4	-41.0	Peak	Vertical
	4842.0	34.6	2.7	37.3	74.0	-36.7	Peak	Vertical
*	6219.0	35.8	4.7	40.5	76.4	-35.9	Peak	Vertical
	7536.5	36.0	8.3	44.3	74.0	-29.7	Peak	Vertical

Note 1: "*" is not in restricted band, its limit is 30dBc of the fundamental emission level (106.4dB μ V/m) or 15.209 which is higher.

Note 2: Measure Level (dB μ V/m) = Reading Level (dB μ V) + Factor (dB)

Factor (dB) = Cable Loss (dB) + Antenna Factor (dB/m) - Pre_Amplifier Gain (dB)

Product	804Mesh Dual Wi-Fi	Temperature	26°C
Test Engineer	Vince Yu	Relative Humidity	56%
Test Site	AC1	Test Date	2017/09/26
Test Mode:	802.11n-HT20 - Ant 0 + 1	Test Channel:	01
Remark:	1. Average measurement was not performed if peak level lower than average limit. 2. Other frequency was 20dB below limit line within 1-18GHz, there is not show in the report.		

Mark	Frequency (MHz)	Reading Level (dBμV)	Factor (dB)	Measure Level (dBμV/m)	Limit (dBμV/m)	Margin (dB)	Detector	Polarization
*	3473.5	37.5	-1.3	36.2	82.7	-46.5	Peak	Horizontal
	4816.5	36.4	2.7	39.1	74.0	-34.9	Peak	Horizontal
*	6406.0	35.5	5.5	41.0	82.7	-41.7	Peak	Horizontal
	9049.5	33.5	9.0	42.5	74.0	-31.5	Peak	Horizontal
*	3499.0	39.5	-1.1	38.4	82.7	-44.3	Peak	Vertical
	4816.5	38.3	2.7	41.0	74.0	-33.0	Peak	Vertical
*	7239.0	42.2	7.8	50.0	82.7	-32.7	Peak	Vertical
	9151.5	34.2	9.8	44.0	74.0	-30.0	Peak	Vertical

Note 1: "*" is not in restricted band, its limit is 30dBc of the fundamental emission level (112.7dBμV/m) or 15.209 which is higher.

Note 2: Measure Level (dBμV/m) = Reading Level (dBμV) + Factor (dB)

Factor (dB) = Cable Loss (dB) + Antenna Factor (dB/m) - Pre_Amplifier Gain (dB)

Product	804Mesh Dual Wi-Fi	Temperature	26°C
Test Engineer	Vince Yu	Relative Humidity	56%
Test Site	AC1	Test Date	2017/09/26
Test Mode:	802.11n-HT20 - Ant 0 + 1	Test Channel:	06
Remark:	1. Average measurement was not performed if peak level lower than average limit. 2. Other frequency was 20dB below limit line within 1-18GHz, there is not show in the report.		

Mark	Frequency (MHz)	Reading Level (dBμV)	Factor (dB)	Measure Level (dBμV/m)	Limit (dBμV/m)	Margin (dB)	Detector	Polarization
*	3473.5	37.7	-1.3	36.4	86.1	-49.7	Peak	Horizontal
	4825.0	35.3	2.7	38.0	74.0	-36.0	Peak	Horizontal
*	6559.0	34.6	6.0	40.6	86.1	-45.5	Peak	Horizontal
	7596.0	35.6	8.1	43.7	74.0	-30.3	Peak	Horizontal
*	3499.0	38.7	-1.1	37.6	86.1	-48.5	Peak	Vertical
	4876.0	38.5	2.7	41.2	74.0	-32.8	Peak	Vertical
*	6652.5	35.4	6.0	41.4	86.1	-44.7	Peak	Vertical
	7307.0	42.9	8.0	50.9	74.0	-23.1	Peak	Vertical

Note 1: "*" is not in restricted band, its limit is 30dBc of the fundamental emission level (116.1dBμV/m) or 15.209 which is higher.

Note 2: Measure Level (dBμV/m) = Reading Level (dBμV) + Factor (dB)

Factor (dB) = Cable Loss (dB) + Antenna Factor (dB/m) - Pre_Amplifier Gain (dB)

Product	804Mesh Dual Wi-Fi	Temperature	26°C
Test Engineer	Vince Yu	Relative Humidity	56%
Test Site	AC1	Test Date	2017/09/26
Test Mode:	802.11n-HT20 - Ant 0 + 1	Test Channel:	11
Remark:	1. Average measurement was not performed if peak level lower than average limit. 2. Other frequency was 20dB below limit line within 1-18GHz, there is not show in the report.		

Mark	Frequency (MHz)	Reading Level (dBμV)	Factor (dB)	Measure Level (dBμV/m)	Limit (dBμV/m)	Margin (dB)	Detector	Polarization
*	3567.0	35.4	-0.8	34.6	81.9	-47.3	Peak	Horizontal
	4927.0	36.0	2.8	38.8	74.0	-35.2	Peak	Horizontal
*	6100.0	33.7	4.3	38.0	81.9	-43.9	Peak	Horizontal
	7383.5	37.8	7.9	45.7	74.0	-28.3	Peak	Horizontal
*	3499.0	39.6	-1.1	38.5	81.9	-43.4	Peak	Vertical
	4918.5	37.6	2.8	40.4	74.0	-33.6	Peak	Vertical
*	6346.5	35.9	5.1	41.0	81.9	-40.9	Peak	Vertical
	7383.5	42.8	7.9	50.7	74.0	-23.3	Peak	Vertical

Note 1: "*" is not in restricted band, its limit is 30dBc of the fundamental emission level (111.9dBμV/m) or 15.209 which is higher.

Note 2: Measure Level (dBμV/m) = Reading Level (dBμV) + Factor (dB)

Factor (dB) = Cable Loss (dB) + Antenna Factor (dB/m) - Pre_Amplifier Gain (dB)

Product	804Mesh Dual Wi-Fi	Temperature	26°C
Test Engineer	Vince Yu	Relative Humidity	56%
Test Site	AC1	Test Date	2017/09/26
Test Mode:	802.11n-HT40 - Ant 0 + 1	Test Channel:	03
Remark:	1. Average measurement was not performed if peak level lower than average limit. 2. Other frequency was 20dB below limit line within 1-18GHz, there is not show in the report.		

Mark	Frequency (MHz)	Reading Level (dBμV)	Factor (dB)	Measure Level (dBμV/m)	Limit (dBμV/m)	Margin (dB)	Detector	Polarization
*	3473.5	36.2	-1.3	34.9	77.9	-43.0	Peak	Horizontal
	4995.0	36.0	3.0	39.0	74.0	-35.0	Peak	Horizontal
*	6210.5	34.3	4.7	39.0	77.9	-38.9	Peak	Horizontal
	7502.5	33.9	8.3	42.2	74.0	-31.8	Peak	Horizontal
*	3499.0	38.6	-1.1	37.5	77.9	-40.4	Peak	Vertical
	4833.5	36.6	2.7	39.3	74.0	-34.7	Peak	Vertical
*	6916.0	35.9	6.6	42.5	77.9	-35.4	Peak	Vertical
	7264.5	37.0	7.9	44.9	74.0	-29.1	Peak	Vertical

Note 1: "*" is not in restricted band, its limit is 30dBc of the fundamental emission level (107.9dBμV/m) or 15.209 which is higher.

Note 2: Measure Level (dBμV/m) = Reading Level (dBμV) + Factor (dB)

Factor (dB) = Cable Loss (dB) + Antenna Factor (dB/m) - Pre_Amplifier Gain (dB)

Product	804Mesh Dual Wi-Fi	Temperature	26°C
Test Engineer	Vince Yu	Relative Humidity	56%
Test Site	AC1	Test Date	2017/09/26
Test Mode:	802.11n-HT40 - Ant 0 + 1	Test Channel:	06
Remark:	1. Average measurement was not performed if peak level lower than average limit. 2. Other frequency was 20dB below limit line within 1-18GHz, there is not show in the report.		

Mark	Frequency (MHz)	Reading Level (dBμV)	Factor (dB)	Measure Level (dBμV/m)	Limit (dBμV/m)	Margin (dB)	Detector	Polarization
*	3473.5	36.9	-1.3	35.6	82.6	-47.0	Peak	Horizontal
	4621.0	34.1	2.1	36.2	74.0	-37.8	Peak	Horizontal
*	5802.5	35.8	4.0	39.8	82.6	-42.8	Peak	Horizontal
	7570.5	36.1	8.2	44.3	74.0	-29.7	Peak	Horizontal
*	3499.0	39.0	-1.1	37.9	82.6	-44.7	Peak	Vertical
	4884.5	36.2	2.7	38.9	74.0	-35.1	Peak	Vertical
*	6576.0	34.9	6.0	40.9	82.6	-41.7	Peak	Vertical
	7324.0	38.8	8.0	46.8	74.0	-27.2	Peak	Vertical

Note 1: "*" is not in restricted band, its limit is 30dBc of the fundamental emission level (112.6dBμV/m) or 15.209 which is higher.

Note 2: Measure Level (dBμV/m) = Reading Level (dBμV) + Factor (dB)

Factor (dB) = Cable Loss (dB) + Antenna Factor (dB/m) - Pre_Amplifier Gain (dB)

Product	804Mesh Dual Wi-Fi	Temperature	26°C
Test Engineer	Vince Yu	Relative Humidity	56%
Test Site	AC1	Test Date	2017/09/26
Test Mode:	802.11n-HT40 - Ant 0 + 1	Test Channel:	09
Remark:	1. Average measurement was not performed if peak level lower than average limit. 2. Other frequency was 20dB below limit line within 1-18GHz, there is not show in the report.		

Mark	Frequency (MHz)	Reading Level (dB μ V)	Factor (dB)	Measure Level (dB μ V/m)	Limit (dB μ V/m)	Margin (dB)	Detector	Polarization
*	3473.5	36.8	-1.3	35.5	79.1	-43.6	Peak	Horizontal
	4544.5	34.2	1.8	36.0	74.0	-38.0	Peak	Horizontal
*	5998.0	34.4	4.3	38.7	79.1	-40.4	Peak	Horizontal
	7349.5	35.4	8.0	43.4	74.0	-30.6	Peak	Horizontal
*	3499.0	38.4	-1.1	37.3	79.1	-41.8	Peak	Vertical
	4969.5	33.7	3.0	36.7	74.0	-37.3	Peak	Vertical
*	6448.5	34.9	5.7	40.6	79.1	-38.5	Peak	Vertical
	7366.5	39.6	7.9	47.5	74.0	-26.5	Peak	Vertical

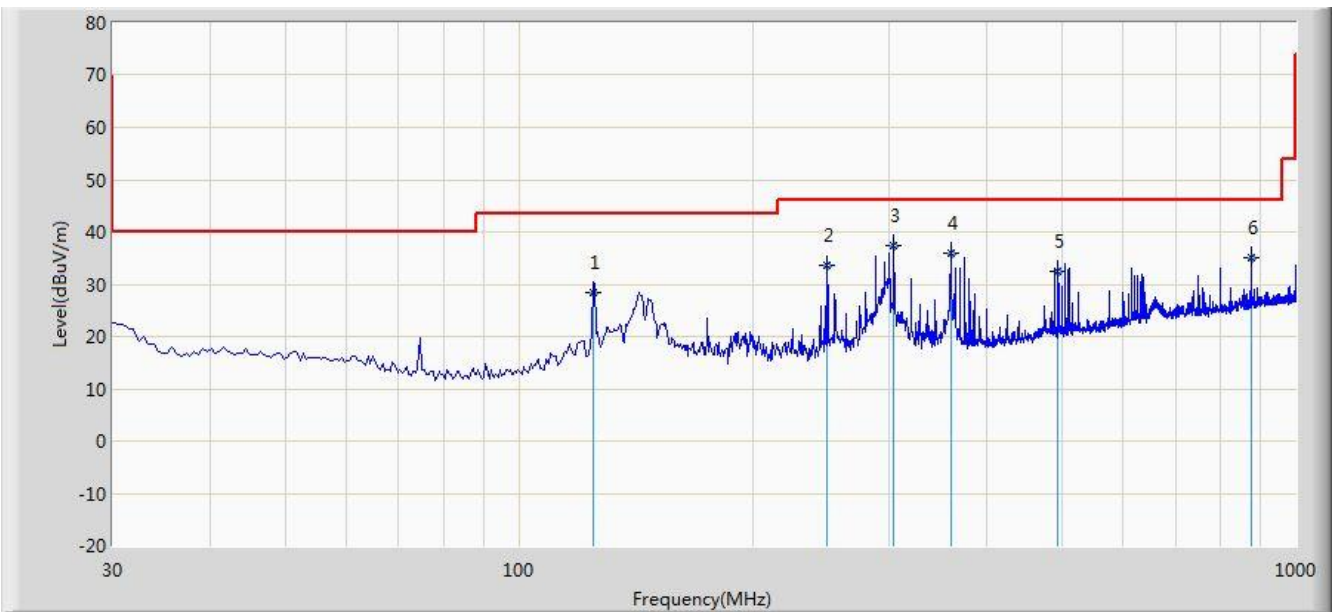
Note 1: "*" is not in restricted band, its limit is 30dBc of the fundamental emission level (109.1dB μ V/m) or 15.209 which is higher.

Note 2: Measure Level (dB μ V/m) = Reading Level (dB μ V) + Factor (dB)

Factor (dB) = Cable Loss (dB) + Antenna Factor (dB/m) - Pre_Amplifier Gain (dB)

The worst case of Radiated Emission below 1GHz:

Site: AC1	Time: 2017/09/26 - 22:28
Limit: FCC_Part15.209_RE(3m)	Engineer: Alex Ma
Probe: VULB 9168_20-2000MHz	Polarity: Horizontal
EUT: 804Mesh Dual Wi-Fi	Power: AC 120V/60Hz
Note: There is the worst case within frequency range 30MHz~1GHz.	



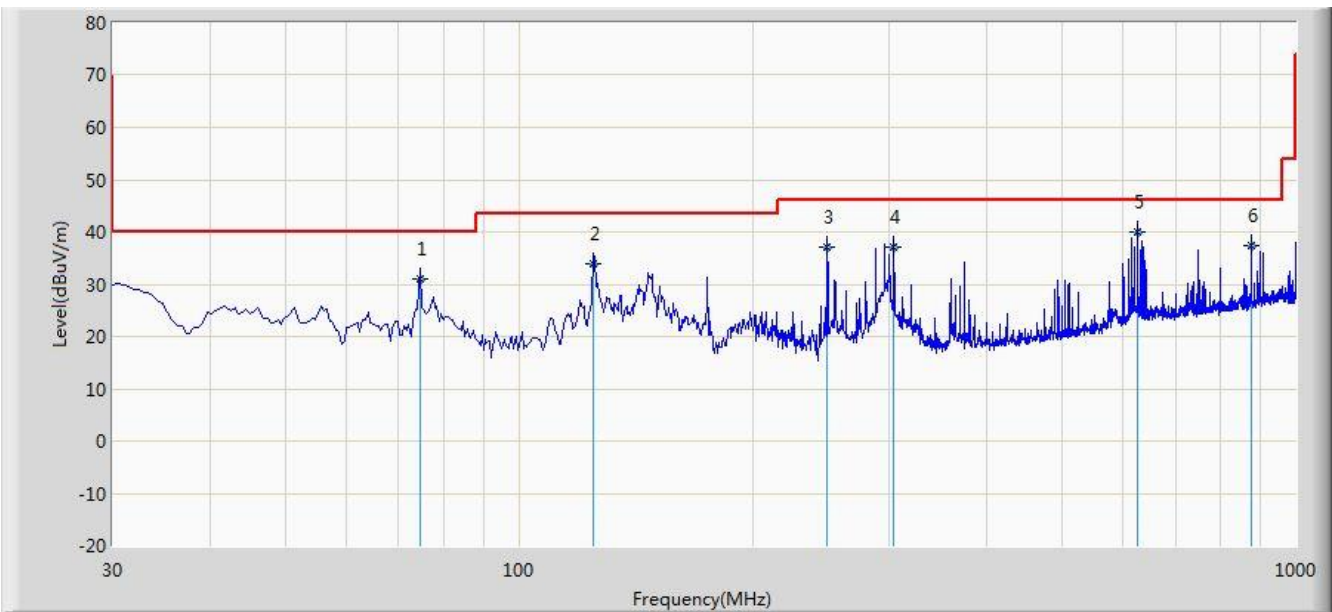
No	Flag	Mark	Frequency (MHz)	Measure Level (dBuV/m)	Reading Level (dBuV)	Margin (dB)	Limit (dBuV/m)	Factor (dB)	Type
1			124.575	28.389	14.967	-15.111	43.500	13.422	QP
2			249.705	33.480	20.559	-12.520	46.000	12.921	QP
3			304.025	37.358	22.977	-8.642	46.000	14.380	QP
4			359.800	36.082	20.413	-9.918	46.000	15.669	QP
5			494.630	32.570	14.166	-13.430	46.000	18.404	QP
6			875.355	35.186	11.176	-10.814	46.000	24.010	QP

Note 1: Measure Level (dBuV/m) = Reading Level (dBuV) + Factor (dB)

Factor (dB) = Cable Loss (dB) + Antenna Factor (dB/m)

Note 2: The test trace is same as the ambient noise and the amplitude of the emissions are attenuated more than 20dB below the permissible (the test frequency range: 9kHz ~ 30MHz, 18GHz ~ 25GHz), therefore no data appear in the report.

Site: AC1	Time: 2017/09/26 - 22:35
Limit: FCC_Part15.209_RE(3m)	Engineer: Alex Ma
Probe: VULB 9168_20-2000MHz	Polarity: Vertical
EUT: 804Mesh Dual Wi-Fi	Power: AC 120V/60Hz
Note: There is the worst case within frequency range 30MHz~1GHz.	



No	Flag	Mark	Frequency (MHz)	Measure Level (dBuV/m)	Reading Level (dBuV)	Margin (dB)	Limit (dBuV/m)	Factor (dB)	Type
1			74.620	31.012	20.208	-8.988	40.000	10.804	QP
2			124.575	33.831	20.409	-9.669	43.500	13.422	QP
3			249.705	37.019	24.098	-8.981	46.000	12.921	QP
4			304.025	37.060	22.679	-8.940	46.000	14.380	QP
5			625.095	39.899	18.873	-6.101	46.000	21.026	QP
6			875.355	37.289	13.279	-8.711	46.000	24.010	QP

Note 1: Measure Level (dBuV/m) = Reading Level (dBuV) + Factor (dB)

Factor (dB) = Cable Loss (dB) + Antenna Factor (dB/m)

Note 2: The test trace is same as the ambient noise and the amplitude of the emissions are attenuated more than 20dB below the permissible (the test frequency range: 9kHz ~ 30MHz, 18GHz ~ 25GHz), therefore no data appear in the report.

7.7. Radiated Restricted Band Edge Measurement

7.7.1. Test Limit

For 15.205 requirement:

Radiated emissions which fall in the restricted bands, as defined in Section 15.205(a) of FCC part 15, must also comply with the radiated emission limits specified in Section 15.209(a).

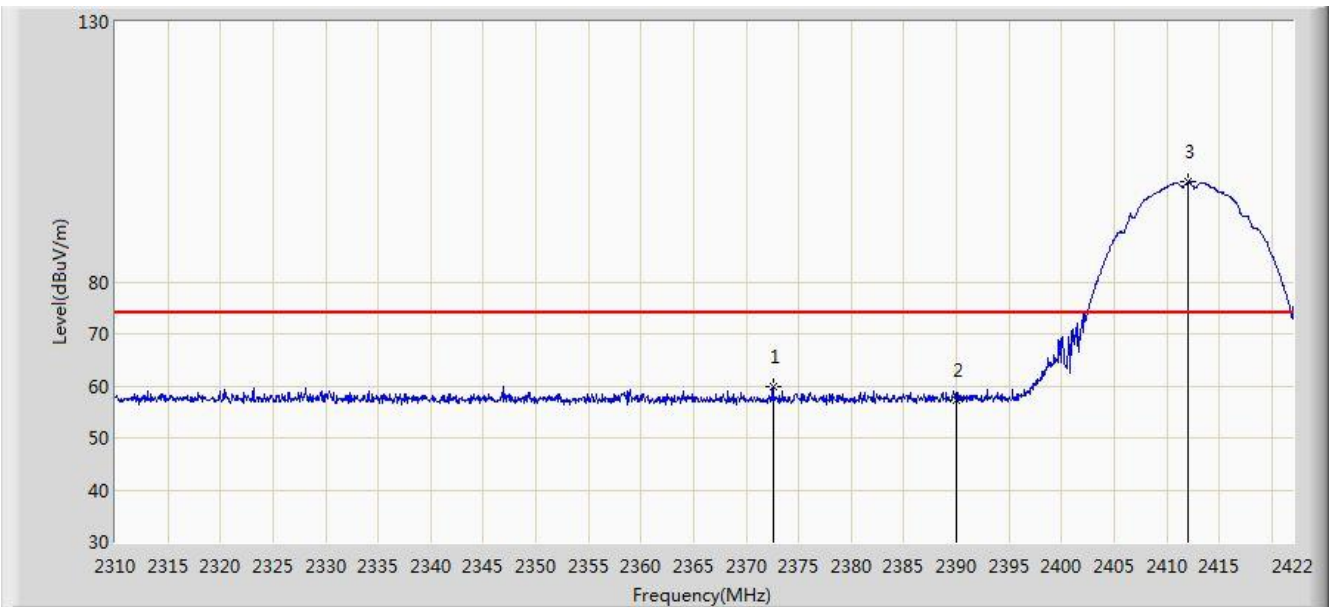
Frequency (MHz)	Frequency (MHz)	Frequency (MHz)	Frequency (GHz)
0.090 - 0.110	16.42-16.423	399.9 - 410	4.5-5.15
¹ 0.495 - 0.505	16.69475-16.69525	608 - 614	5.35-5.46
2.1735-2.1905	16.80425-16.80475	960 - 1240	7.25-7.75
4.125-4.128	25.5 -25.67	1300 - 1427	8.25 - 8.5
4.17725-4.17775	37.5-38.25	1435-1626.5	9.0-9.2
4.20725-4.20775	73-74.6	1645.5-1646.5	9.3-9.5
6.215-6.218	74.8-75.2	1660 - 1710	10.6-12.7
6.26775-6.26825	108-121.94	1718.8-1722.2	13.25-13.4
6.31175-6.31225	123 - 138	2200 - 2300	14.47-14.5
8.291-8.294	149.9-150.05	2310-2390	15.35-16.2
8.362-8.366	156.52475-156.525	2483.5 - 2500	17.7-21.4
8.37625-8.38675	156.7-156.9	2690 - 2900	22.01-23.12
8.41425-8.41475	162.0125-167.17	3260 - 3267	23.6-24.0
12.29-12.293	167.72-173.2	3332 - 3339	31.2-31.8
12.51975-12.52025	240 - 285	3345.8 - 3358	36.43-36.5
12.57675-12.57725	322-335.4	3600 - 4400	(²)
13.36-13.41	--	--	--

All out of band emissions appearing in a restricted band as specified in Section 15.205 of the Title 47CFR must not exceed the limits shown in Table per Section 15.209.

FCC Part 15 Subpart C Paragraph 15.209		
Frequency [MHz]	Field Strength [uV/m]	Measured Distance [Meters]
0.009 – 0.490	2400/F (kHz)	300
0.490 – 1.705	24000/F (kHz)	30
1.705 - 30	30	30
30 - 88	100	3
88 - 216	150	3
216 - 960	200	3
Above 960	500	3

7.7.2. Test Result

Site: AC1	Time: 2017/09/27 - 00:37
Limit: FCC_Part15.209_RE(3m)	Engineer: Alex Ma
Probe: BBHA9120D_1-18GHz	Polarity: Horizontal
EUT: 804Mesh Dual Wi-Fi	Power: AC 120V/60Hz
Test Mode: Transmit by 802.11b at Channel 2412MHz Ant 0	

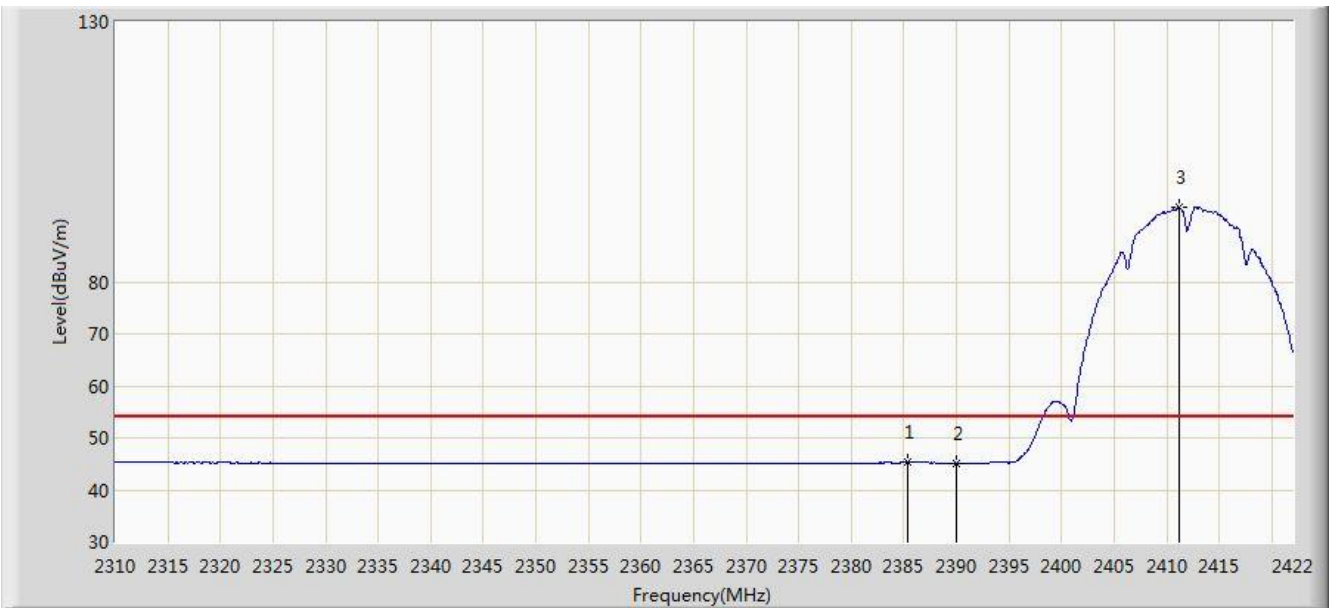


No	Flag	Mark	Frequency (MHz)	Measure Level (dBuV/m)	Reading Level (dBuV)	Over Limit (dB)	Limit (dBuV/m)	Factor (dB)	Type
1			2372.552	59.924	28.689	-14.076	74.000	31.235	PK
2			2390.000	57.359	26.156	-16.641	74.000	31.203	PK
3		*	2411.976	99.212	68.042	N/A	N/A	31.170	PK

Note: Measure Level (dB μ V/m) = Reading Level (dB μ V) + Factor (dB)

Factor (dB) = Cable Loss (dB) + Antenna Factor (dB/m)

Site: AC1	Time: 2017/09/27 - 00:38
Limit: FCC_Part15.209_RE(3m)	Engineer: Alex Ma
Probe: BBHA9120D_1-18GHz	Polarity: Horizontal
EUT: 804Mesh Dual Wi-Fi	Power: AC 120V/60Hz
Test Mode: Transmit by 802.11b at Channel 2412MHz Ant 0	

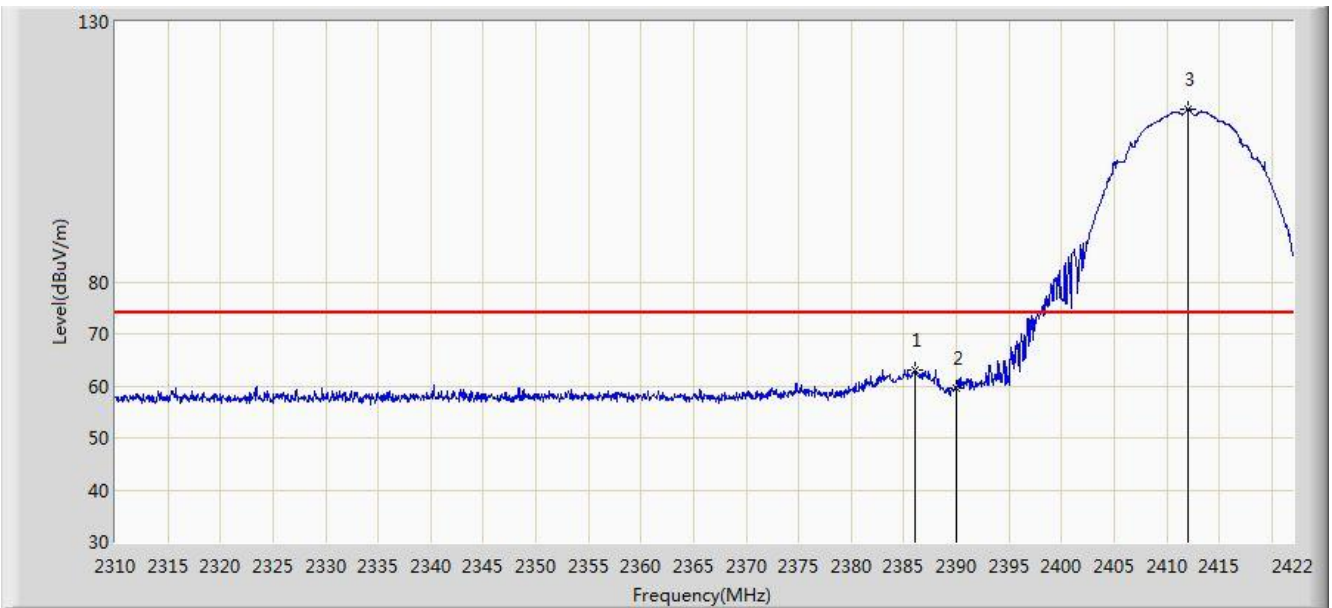


No	Flag	Mark	Frequency (MHz)	Measure Level (dBuV/m)	Reading Level (dBuV)	Over Limit (dB)	Limit (dBuV/m)	Factor (dB)	Type
1			2385.376	45.335	14.124	-8.665	54.000	31.211	AV
2			2390.000	45.133	13.930	-8.867	54.000	31.203	AV
3		*	2411.248	94.405	63.234	N/A	N/A	31.171	AV

Note: Measure Level (dB μ V/m) = Reading Level (dB μ V) + Factor (dB)

Factor (dB) = Cable Loss (dB) + Antenna Factor (dB/m)

Site: AC1	Time: 2017/09/27 - 00:35
Limit: FCC_Part15.209_RE(3m)	Engineer: Alex Ma
Probe: BBHA9120D_1-18GHz	Polarity: Vertical
EUT: 804Mesh Dual Wi-Fi	Power: AC 120V/60Hz
Test Mode: Transmit by 802.11b at Channel 2412MHz Ant 0	

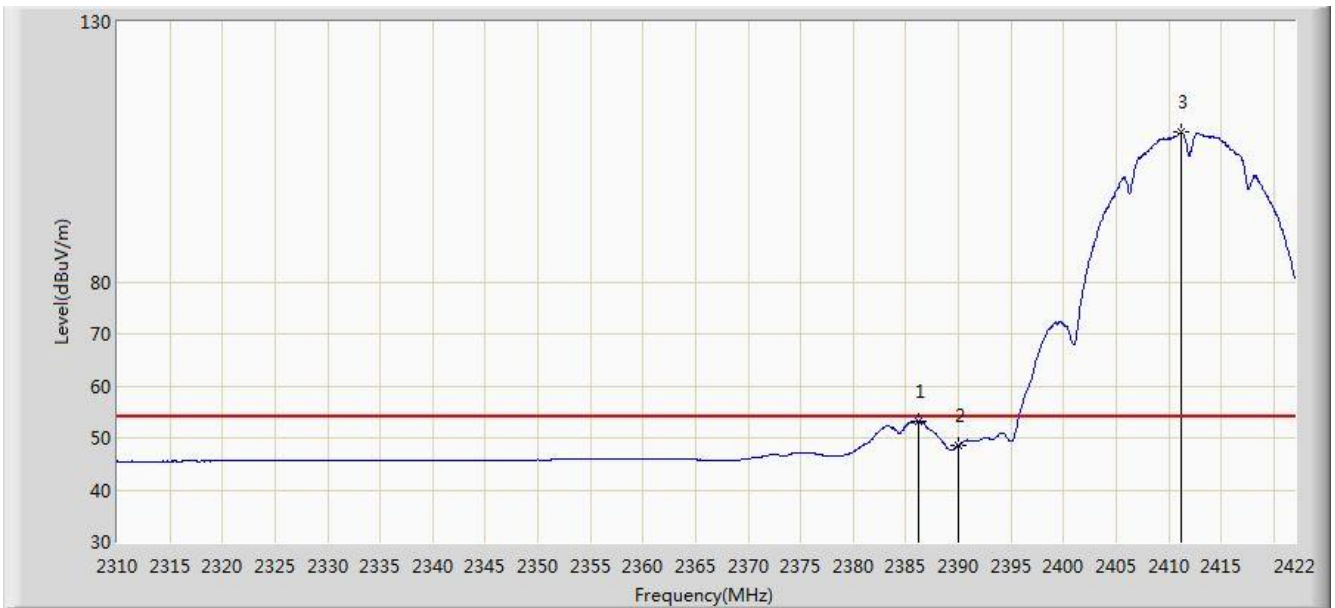


No	Flag	Mark	Frequency (MHz)	Measure Level (dBuV/m)	Reading Level (dBuV)	Over Limit (dB)	Limit (dBuV/m)	Factor (dB)	Type
1			2386.104	63.075	31.865	-10.925	74.000	31.210	PK
2			2390.000	59.556	28.353	-14.444	74.000	31.203	PK
3		*	2411.976	113.213	82.043	N/A	N/A	31.170	PK

Note: Measure Level (dB μ V/m) = Reading Level (dB μ V) + Factor (dB)

Factor (dB) = Cable Loss (dB) + Antenna Factor (dB/m)

Site: AC1	Time: 2017/09/27 - 00:34
Limit: FCC_Part15.209_RE(3m)	Engineer: Alex Ma
Probe: BBHA9120D_1-18GHz	Polarity: Vertical
EUT: 804Mesh Dual Wi-Fi	Power: AC 120V/60Hz
Test Mode: Transmit by 802.11b at Channel 2412MHz Ant 0	

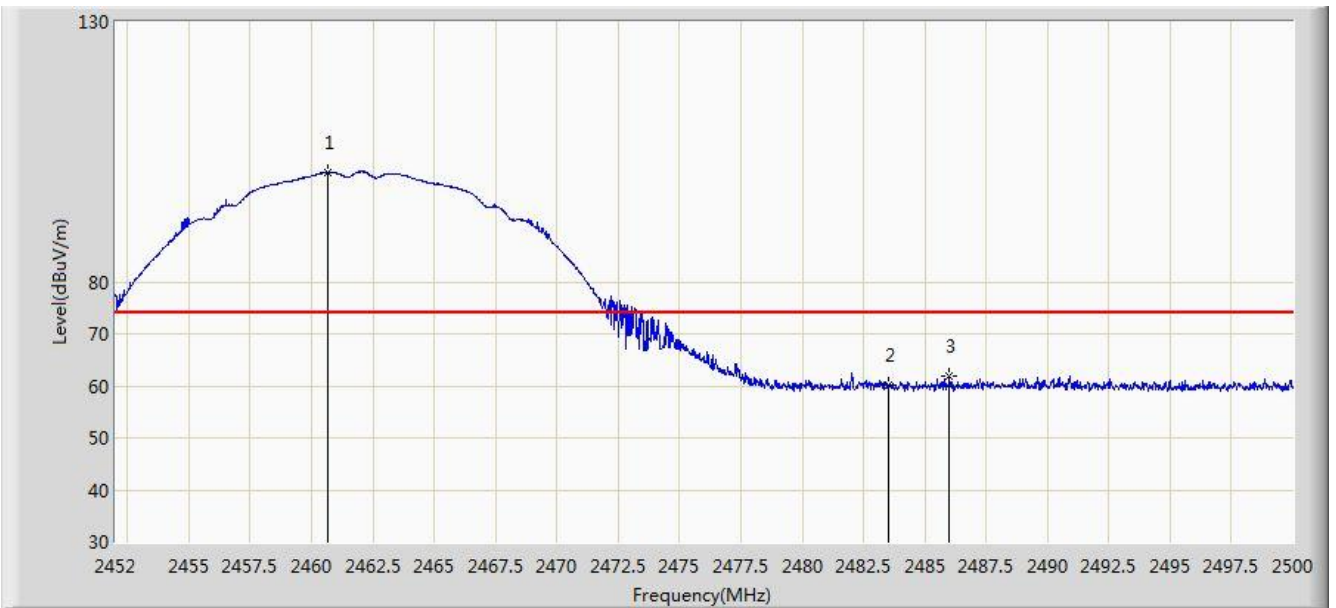


No	Flag	Mark	Frequency (MHz)	Measure Level (dBuV/m)	Reading Level (dBuV)	Over Limit (dB)	Limit (dBuV/m)	Factor (dB)	Type
1			2386.216	53.235	22.025	-0.765	54.000	31.210	AV
2			2390.000	48.581	17.378	-5.419	54.000	31.203	AV
3		*	2411.136	108.796	77.625	N/A	N/A	31.171	AV

Note: Measure Level (dB μ V/m) = Reading Level (dB μ V) + Factor (dB)

Factor (dB) = Cable Loss (dB) + Antenna Factor (dB/m)

Site: AC1	Time: 2017/09/27 - 01:11
Limit: FCC_Part15.209_RE(3m)	Engineer: Alex Ma
Probe: BBHA9120D_1-18GHz	Polarity: Horizontal
EUT: 804Mesh Dual Wi-Fi	Power: AC 120V/60Hz
Test Mode: Transmit by 802.11b at Channel 2462MHz Ant 0	



No	Flag	Mark	Frequency (MHz)	Measure Level (dBuV/m)	Reading Level (dBuV)	Over Limit (dB)	Limit (dBuV/m)	Factor (dB)	Type
1		*	2460.688	100.968	69.835	N/A	N/A	31.133	PK
2			2483.500	60.144	28.951	-13.856	74.000	31.194	PK
3			2486.008	62.027	30.827	-11.973	74.000	31.200	PK

Note: Measure Level (dB μ V/m) = Reading Level (dB μ V) + Factor (dB)

Factor (dB) = Cable Loss (dB) + Antenna Factor (dB/m)

Site: AC1	Time: 2017/09/27 - 01:13
Limit: FCC_Part15.209_RE(3m)	Engineer: Alex Ma
Probe: BBHA9120D_1-18GHz	Polarity: Horizontal
EUT: 804Mesh Dual Wi-Fi	Power: AC 120V/60Hz
Test Mode: Transmit by 802.11b at Channel 2462MHz Ant 0	

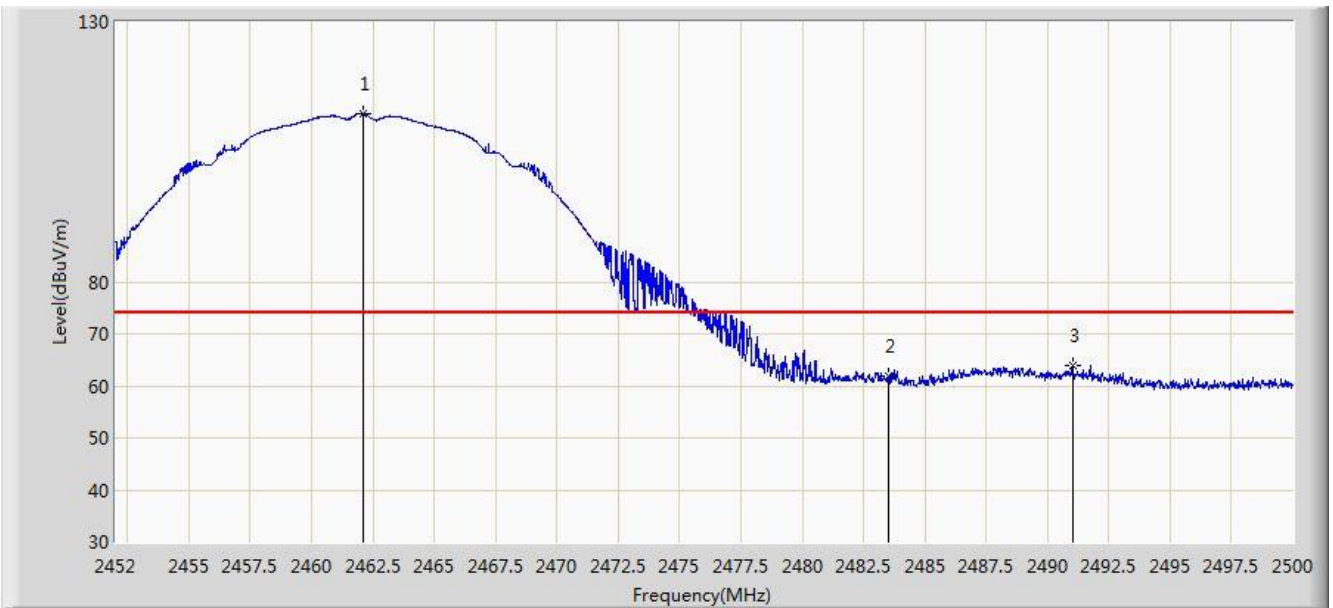


No	Flag	Mark	Frequency (MHz)	Measure Level (dBuV/m)	Reading Level (dBuV)	Over Limit (dB)	Limit (dBuV/m)	Factor (dB)	Type
1		*	2461.168	98.335	67.201	N/A	N/A	31.134	AV
2			2483.500	47.753	16.560	-6.247	54.000	31.194	AV
3			2487.400	48.472	17.268	-5.528	54.000	31.204	AV

Note: Measure Level (dB μ V/m) = Reading Level (dB μ V) + Factor (dB)

Factor (dB) = Cable Loss (dB) + Antenna Factor (dB/m)

Site: AC1	Time: 2017/09/27 - 01:09
Limit: FCC_Part15.209_RE(3m)	Engineer: Alex Ma
Probe: BBHA9120D_1-18GHz	Polarity: Vertical
EUT: 804Mesh Dual Wi-Fi	Power: AC 120V/60Hz
Test Mode: Transmit by 802.11b at Channel 2462MHz Ant 0	



No	Flag	Mark	Frequency (MHz)	Measure Level (dBuV/m)	Reading Level (dBuV)	Over Limit (dB)	Limit (dBuV/m)	Factor (dB)	Type
1		*	2462.080	112.435	81.299	N/A	N/A	31.135	PK
2			2483.500	61.855	30.662	-12.145	74.000	31.194	PK
3			2491.024	63.928	32.715	-10.072	74.000	31.213	PK

Note: Measure Level (dB μ V/m) = Reading Level (dB μ V) + Factor (dB)

Factor (dB) = Cable Loss (dB) + Antenna Factor (dB/m)

Site: AC1	Time: 2017/09/27 - 01:08
Limit: FCC_Part15.209_RE(3m)	Engineer: Alex Ma
Probe: BBHA9120D_1-18GHz	Polarity: Vertical
EUT: 804Mesh Dual Wi-Fi	Power: AC 120V/60Hz
Test Mode: Transmit by 802.11b at Channel 2462MHz Ant 0	

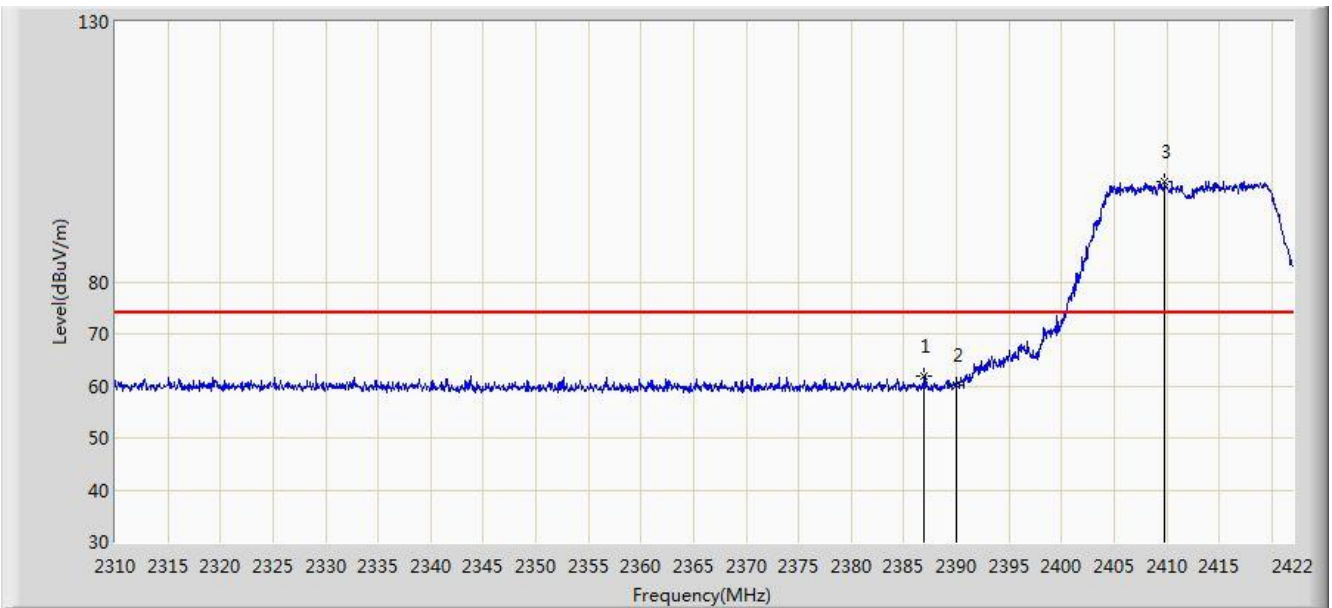


No	Flag	Mark	Frequency (MHz)	Measure Level (dBuV/m)	Reading Level (dBuV)	Over Limit (dB)	Limit (dBuV/m)	Factor (dB)	Type
1		*	2461.312	108.209	77.075	N/A	N/A	31.134	AV
2			2483.500	48.765	17.572	-5.235	54.000	31.194	AV
3			2487.856	52.473	21.268	-1.527	54.000	31.204	AV

Note: Measure Level (dB μ V/m) = Reading Level (dB μ V) + Factor (dB)

Factor (dB) = Cable Loss (dB) + Antenna Factor (dB/m)

Site: AC1	Time: 2017/09/27 - 01:25
Limit: FCC_Part15.209_RE(3m)	Engineer: Alex Ma
Probe: BBHA9120D_1-18GHz	Polarity: Horizontal
EUT: 804Mesh Dual Wi-Fi	Power: AC 120V/60Hz
Test Mode: Transmit by 802.11g at Channel 2412MHz Ant 0	

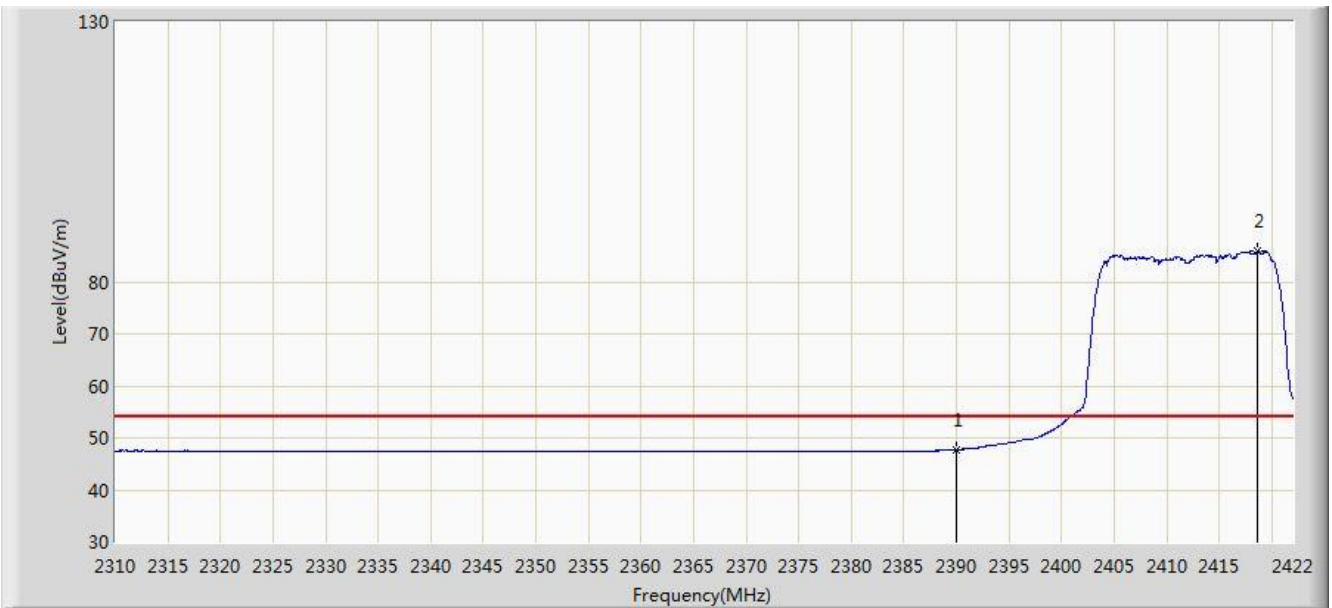


No	Flag	Mark	Frequency (MHz)	Measure Level (dBuV/m)	Reading Level (dBuV)	Over Limit (dB)	Limit (dBuV/m)	Factor (dB)	Type
1			2386.944	61.849	30.641	-12.151	74.000	31.209	PK
2			2390.000	60.198	28.995	-13.802	74.000	31.203	PK
3		*	2409.848	99.211	68.038	N/A	N/A	31.173	PK

Note: Measure Level (dB μ V/m) = Reading Level (dB μ V) + Factor (dB)

Factor (dB) = Cable Loss (dB) + Antenna Factor (dB/m)

Site: AC1	Time: 2017/09/27 - 01:26
Limit: FCC_Part15.209_RE(3m)	Engineer: Alex Ma
Probe: BBHA9120D_1-18GHz	Polarity: Horizontal
EUT: 804Mesh Dual Wi-Fi	Power: AC 120V/60Hz
Test Mode: Transmit by 802.11g at Channel 2412MHz Ant 0	

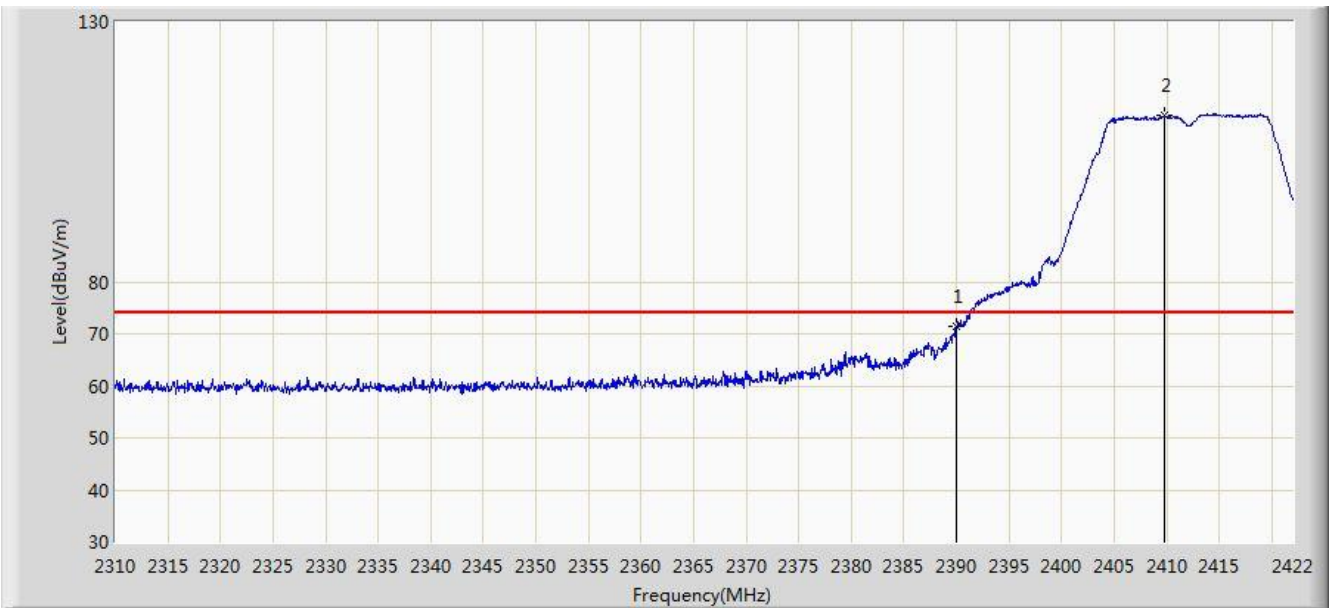


No	Flag	Mark	Frequency (MHz)	Measure Level (dBuV/m)	Reading Level (dBuV)	Over Limit (dB)	Limit (dBuV/m)	Factor (dB)	Type
1			2390.000	47.744	16.541	-6.256	54.000	31.203	AV
2		*	2418.696	86.010	54.852	N/A	N/A	31.158	AV

Note: Measure Level (dB μ V/m) = Reading Level (dB μ V) + Factor (dB)

Factor (dB) = Cable Loss (dB) + Antenna Factor (dB/m)

Site: AC1	Time: 2017/09/27 - 01:24
Limit: FCC_Part15.209_RE(3m)	Engineer: Alex Ma
Probe: BBHA9120D_1-18GHz	Polarity: Vertical
EUT: 804Mesh Dual Wi-Fi	Power: AC 120V/60Hz
Test Mode: Transmit by 802.11g at Channel 2412MHz Ant 0	

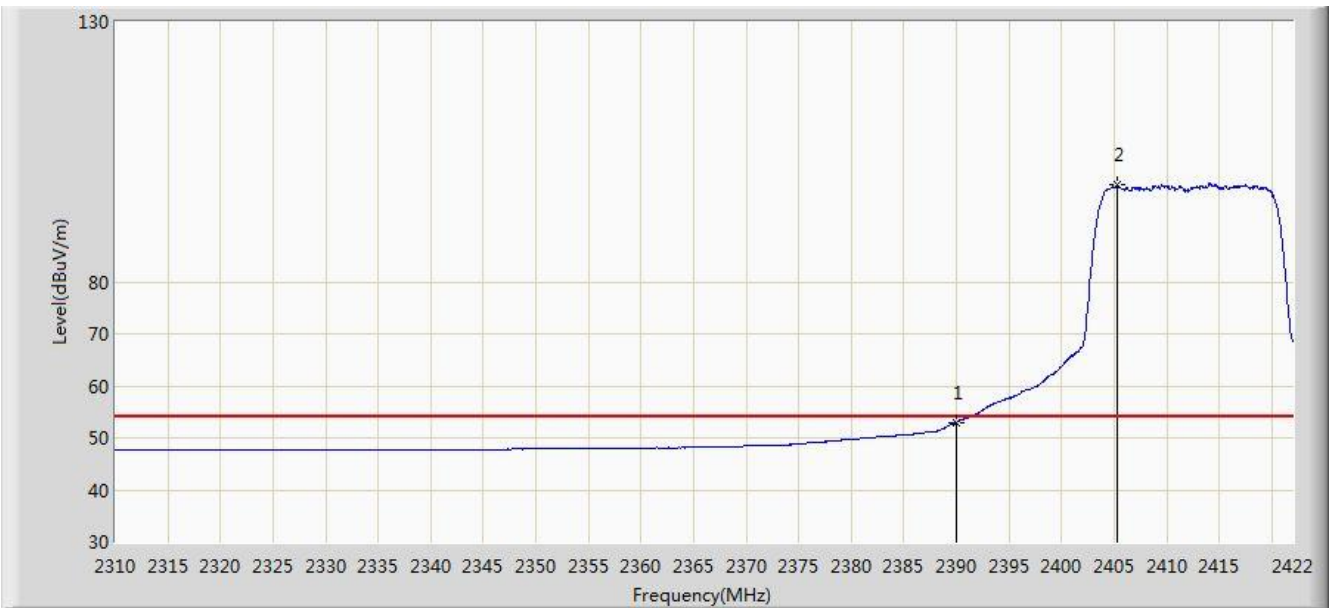


No	Flag	Mark	Frequency (MHz)	Measure Level (dBuV/m)	Reading Level (dBuV)	Over Limit (dB)	Limit (dBuV/m)	Factor (dB)	Type
1			2390.000	71.469	40.266	-2.531	74.000	31.203	PK
2		*	2409.848	111.959	80.786	N/A	N/A	31.173	PK

Note: Measure Level (dB μ V/m) = Reading Level (dB μ V) + Factor (dB)

Factor (dB) = Cable Loss (dB) + Antenna Factor (dB/m)

Site: AC1	Time: 2017/09/27 - 01:22
Limit: FCC_Part15.209_RE(3m)	Engineer: Alex Ma
Probe: BBHA9120D_1-18GHz	Polarity: Vertical
EUT: 804Mesh Dual Wi-Fi	Power: AC 120V/60Hz
Test Mode: Transmit by 802.11g at Channel 2412MHz Ant 0	



No	Flag	Mark	Frequency (MHz)	Measure Level (dBuV/m)	Reading Level (dBuV)	Over Limit (dB)	Limit (dBuV/m)	Factor (dB)	Type
1			2390.000	53.013	21.810	-0.987	54.000	31.203	AV
2		*	2405.368	98.667	67.488	N/A	N/A	31.179	AV

Note: Measure Level (dB μ V/m) = Reading Level (dB μ V) + Factor (dB)

Factor (dB) = Cable Loss (dB) + Antenna Factor (dB/m)

Site: AC1	Time: 2017/09/27 - 01:37
Limit: FCC_Part15.209_RE(3m)	Engineer: Alex Ma
Probe: BBHA9120D_1-18GHz	Polarity: Horizontal
EUT: 804Mesh Dual Wi-Fi	Power: AC 120V/60Hz
Test Mode: Transmit by 802.11g at Channel 2462MHz Ant 0	

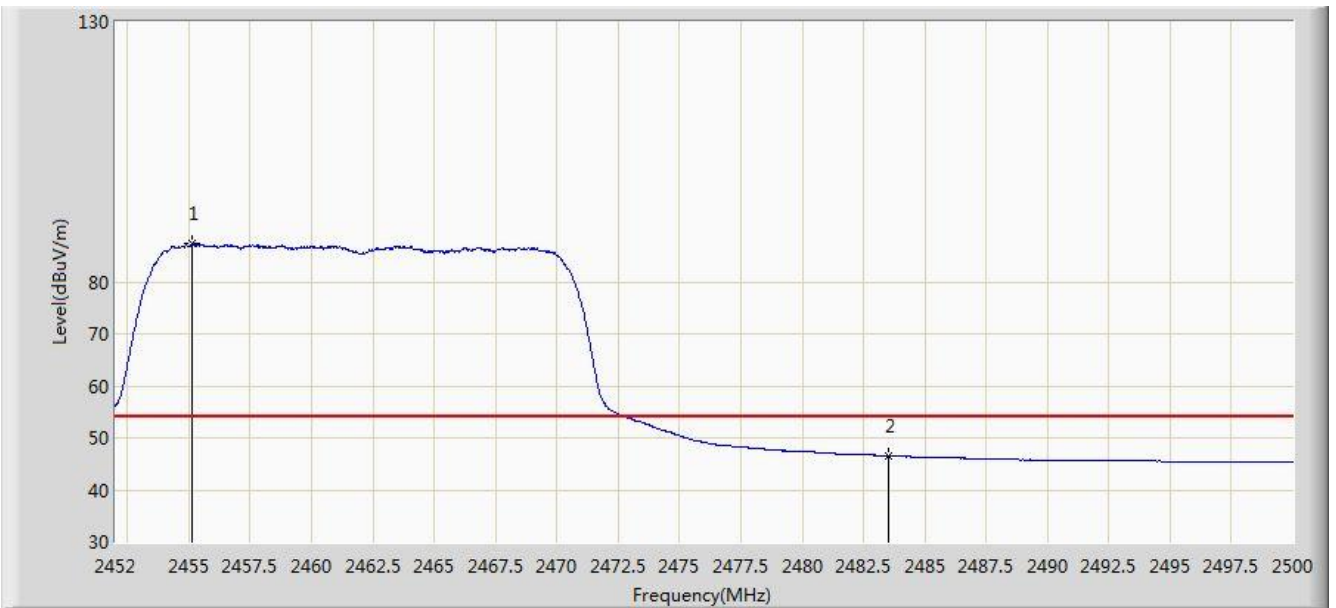


No	Flag	Mark	Frequency (MHz)	Measure Level (dBuV/m)	Reading Level (dBuV)	Over Limit (dB)	Limit (dBuV/m)	Factor (dB)	Type
1		*	2468.992	100.430	69.277	N/A	N/A	31.153	PK
2			2483.500	62.968	31.775	-11.032	74.000	31.194	PK
3			2483.944	63.649	32.455	-10.351	74.000	31.194	PK

Note: Measure Level (dB μ V/m) = Reading Level (dB μ V) + Factor (dB)

Factor (dB) = Cable Loss (dB) + Antenna Factor (dB/m)

Site: AC1	Time: 2017/09/27 - 01:39
Limit: FCC_Part15.209_RE(3m)	Engineer: Alex Ma
Probe: BBHA9120D_1-18GHz	Polarity: Horizontal
EUT: 804Mesh Dual Wi-Fi	Power: AC 120V/60Hz
Test Mode: Transmit by 802.11g at Channel 2462MHz Ant 0	



No	Flag	Mark	Frequency (MHz)	Measure Level (dBuV/m)	Reading Level (dBuV)	Over Limit (dB)	Limit (dBuV/m)	Factor (dB)	Type
1		*	2455.120	87.303	56.180	N/A	N/A	31.123	AV
2			2483.500	46.556	15.363	-7.444	54.000	31.194	AV

Note: Measure Level (dB μ V/m) = Reading Level (dB μ V) + Factor (dB)

Factor (dB) = Cable Loss (dB) + Antenna Factor (dB/m)

Site: AC1	Time: 2017/09/27 - 01:36
Limit: FCC_Part15.209_RE(3m)	Engineer: Alex Ma
Probe: BBHA9120D_1-18GHz	Polarity: Vertical
EUT: 804Mesh Dual Wi-Fi	Power: AC 120V/60Hz
Test Mode: Transmit by 802.11g at Channel 2462MHz Ant 0	

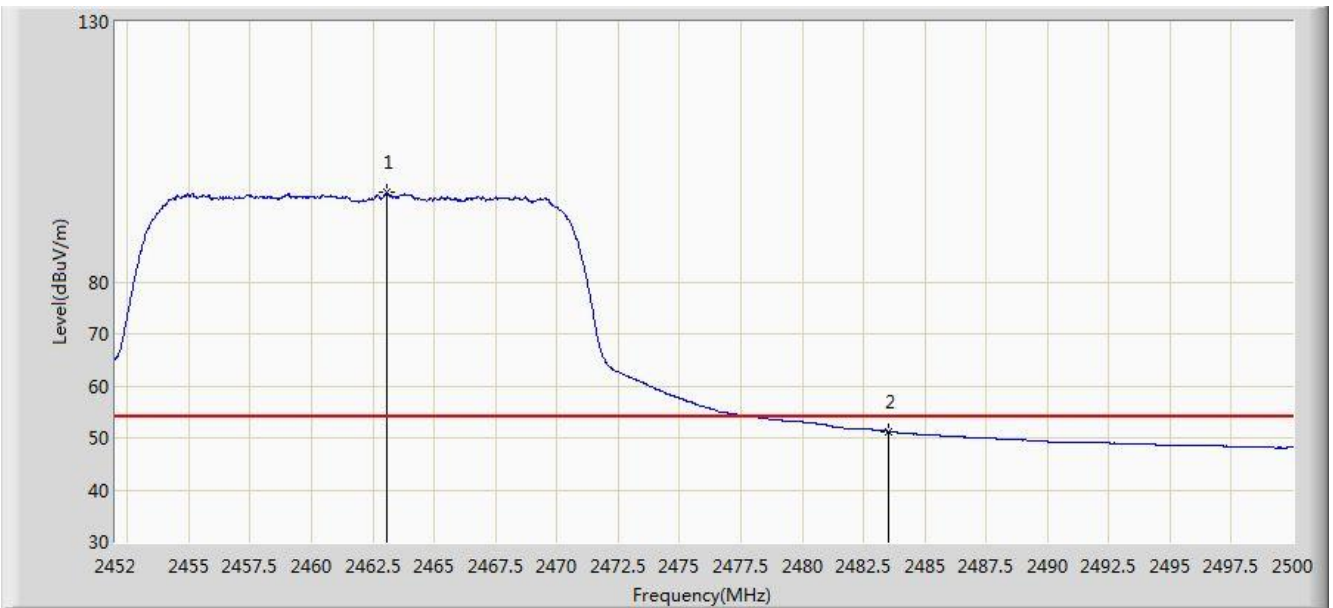


No	Flag	Mark	Frequency (MHz)	Measure Level (dBuV/m)	Reading Level (dBuV)	Over Limit (dB)	Limit (dBuV/m)	Factor (dB)	Type
1		*	2463.616	110.044	78.906	N/A	N/A	31.139	PK
2			2483.500	72.083	40.890	-1.917	74.000	31.194	PK
3			2483.752	73.265	42.071	-0.735	74.000	31.194	PK

Note: Measure Level (dB μ V/m) = Reading Level (dB μ V) + Factor (dB)

Factor (dB) = Cable Loss (dB) + Antenna Factor (dB/m)

Site: AC1	Time: 2017/09/27 - 01:37
Limit: FCC_Part15.209_RE(3m)	Engineer: Alex Ma
Probe: BBHA9120D_1-18GHz	Polarity: Vertical
EUT: 804Mesh Dual Wi-Fi	Power: AC 120V/60Hz
Test Mode: Transmit by 802.11g at Channel 2462MHz Ant 0	

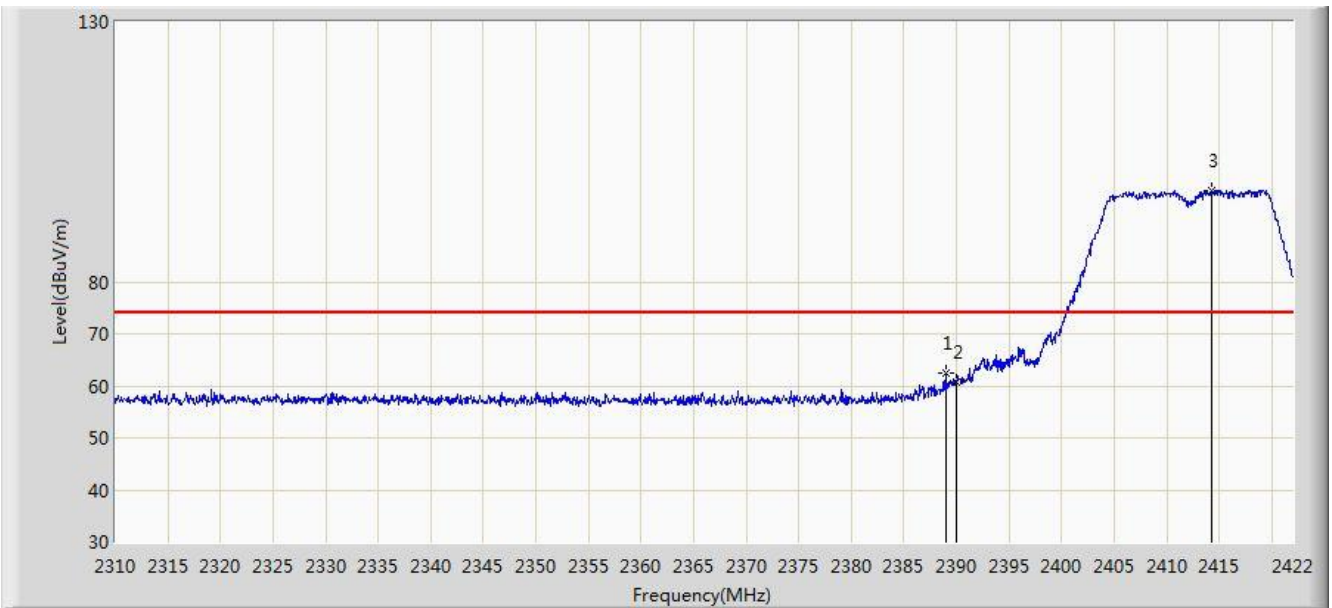


No	Flag	Mark	Frequency (MHz)	Measure Level (dBuV/m)	Reading Level (dBuV)	Over Limit (dB)	Limit (dBuV/m)	Factor (dB)	Type
1		*	2463.088	97.125	65.988	N/A	N/A	31.137	AV
2			2483.500	51.257	20.064	-2.743	54.000	31.194	AV

Note: Measure Level (dB μ V/m) = Reading Level (dB μ V) + Factor (dB)

Factor (dB) = Cable Loss (dB) + Antenna Factor (dB/m)

Site: AC1	Time: 2017/09/27 - 01:48
Limit: FCC_Part15.209_RE(3m)	Engineer: Alex Ma
Probe: BBHA9120D_1-18GHz	Polarity: Horizontal
EUT: 804Mesh Dual Wi-Fi	Power: AC 120V/60Hz
Test Mode: Transmit by 802.11g at Channel 2412MHz Ant 1	

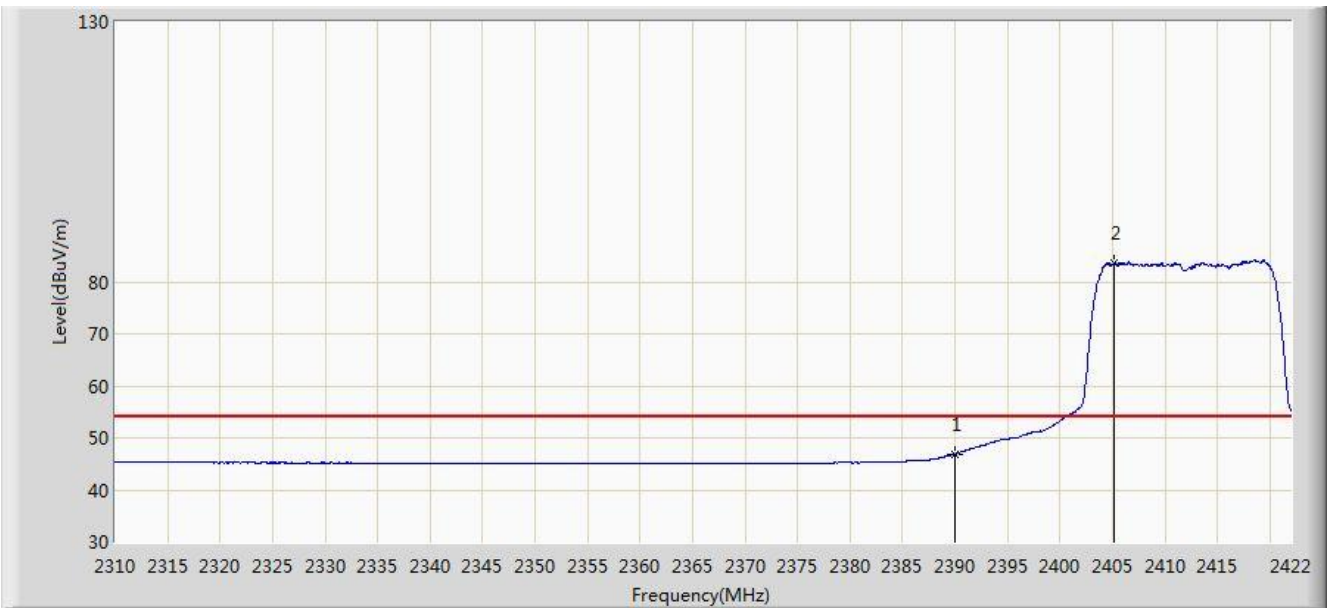


No	Flag	Mark	Frequency (MHz)	Measure Level (dBuV/m)	Reading Level (dBuV)	Over Limit (dB)	Limit (dBuV/m)	Factor (dB)	Type
1			2389.016	62.556	31.351	-11.444	74.000	31.204	PK
2			2390.000	60.789	29.586	-13.211	74.000	31.203	PK
3		*	2414.216	97.600	66.434	N/A	N/A	31.166	PK

Note: Measure Level (dB μ V/m) = Reading Level (dB μ V) + Factor (dB)

Factor (dB) = Cable Loss (dB) + Antenna Factor (dB/m)

Site: AC1	Time: 2017/09/27 - 01:49
Limit: FCC_Part15.209_RE(3m)	Engineer: Alex Ma
Probe: BBHA9120D_1-18GHz	Polarity: Horizontal
EUT: 804Mesh Dual Wi-Fi	Power: AC 120V/60Hz
Test Mode: Transmit by 802.11g at Channel 2412MHz Ant 1	

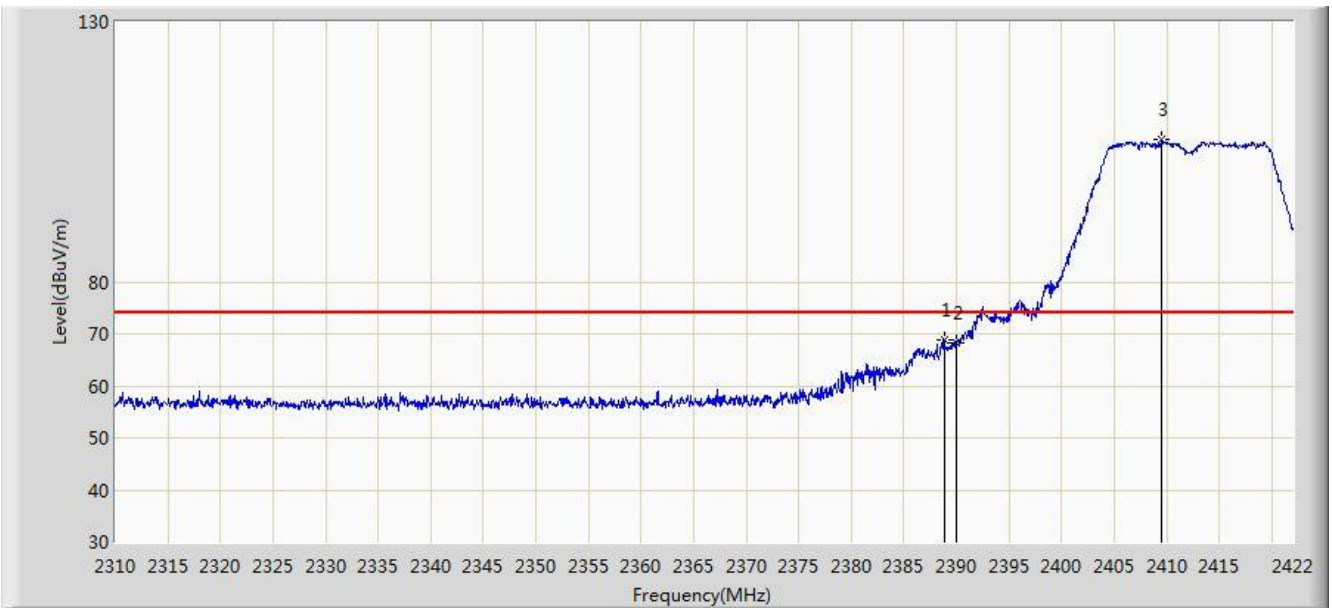


No	Flag	Mark	Frequency (MHz)	Measure Level (dBuV/m)	Reading Level (dBuV)	Over Limit (dB)	Limit (dBuV/m)	Factor (dB)	Type
1			2390.000	46.883	15.680	-7.117	54.000	31.203	AV
2		*	2405.200	83.600	52.420	N/A	N/A	31.180	AV

Note: Measure Level (dB μ V/m) = Reading Level (dB μ V) + Factor (dB)

Factor (dB) = Cable Loss (dB) + Antenna Factor (dB/m)

Site: AC1	Time: 2017/09/27 - 01:47
Limit: FCC_Part15.209_RE(3m)	Engineer: Alex Ma
Probe: BBHA9120D_1-18GHz	Polarity: Vertical
EUT: 804Mesh Dual Wi-Fi	Power: AC 120V/60Hz
Test Mode: Transmit by 802.11g at Channel 2412MHz Ant 1	

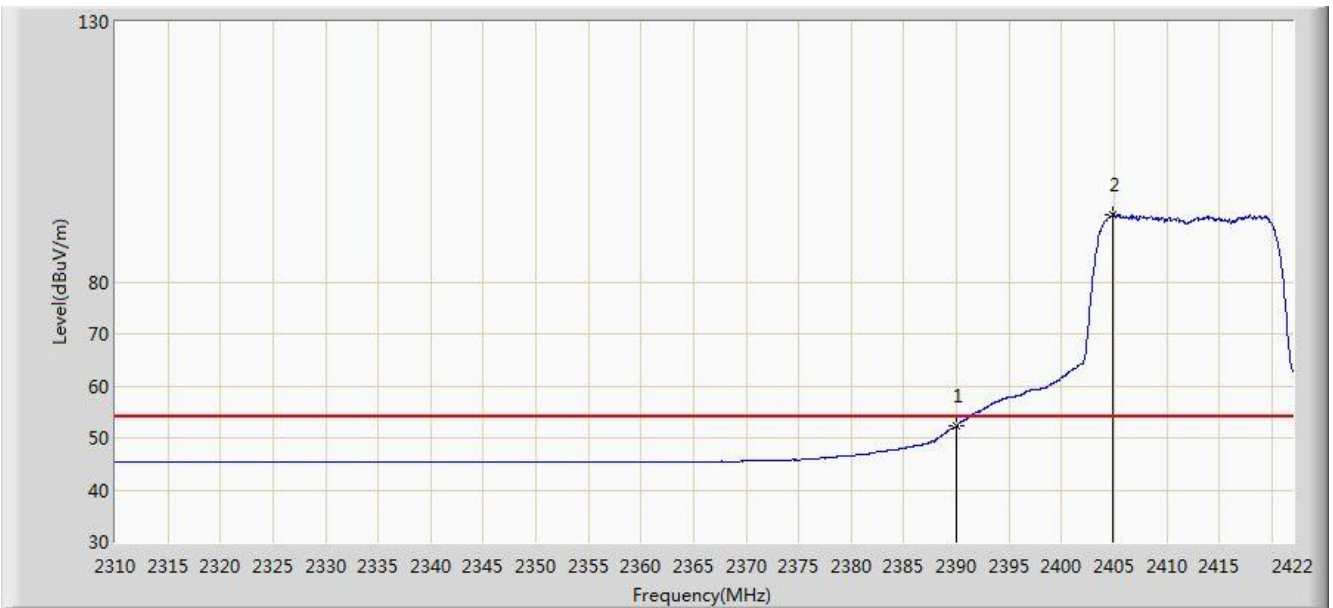


No	Flag	Mark	Frequency (MHz)	Measure Level (dBuV/m)	Reading Level (dBuV)	Over Limit (dB)	Limit (dBuV/m)	Factor (dB)	Type
1			2388.848	68.797	37.592	-5.203	74.000	31.205	PK
2			2390.000	68.199	36.996	-5.801	74.000	31.203	PK
3		*	2409.456	107.352	76.179	N/A	N/A	31.173	PK

Note: Measure Level (dB μ V/m) = Reading Level (dB μ V) + Factor (dB)

Factor (dB) = Cable Loss (dB) + Antenna Factor (dB/m)

Site: AC1	Time: 2017/09/27 - 01:46
Limit: FCC_Part15.209_RE(3m)	Engineer: Alex Ma
Probe: BBHA9120D_1-18GHz	Polarity: Vertical
EUT: 804Mesh Dual Wi-Fi	Power: AC 120V/60Hz
Test Mode: Transmit by 802.11g at Channel 2412MHz Ant 1	



No	Flag	Mark	Frequency (MHz)	Measure Level (dBuV/m)	Reading Level (dBuV)	Over Limit (dB)	Limit (dBuV/m)	Factor (dB)	Type
1			2390.000	52.266	21.063	-1.734	54.000	31.203	AV
2		*	2404.864	93.010	61.830	N/A	N/A	31.181	AV

Note: Measure Level (dB μ V/m) = Reading Level (dB μ V) + Factor (dB)

Factor (dB) = Cable Loss (dB) + Antenna Factor (dB/m)

Site: AC1	Time: 2017/09/27 - 01:59
Limit: FCC_Part15.209_RE(3m)	Engineer: Alex Ma
Probe: BBHA9120D_1-18GHz	Polarity: Horizontal
EUT: 804Mesh Dual Wi-Fi	Power: AC 120V/60Hz
Test Mode: Transmit by 802.11g at Channel 2462MHz Ant 1	

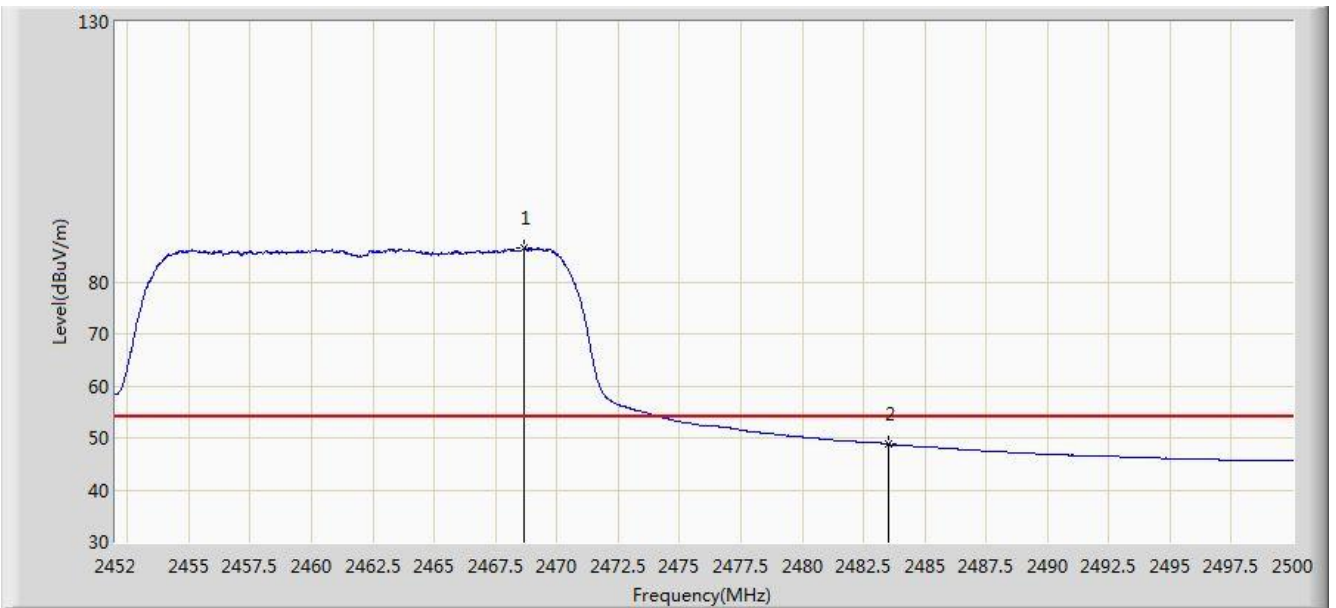


No	Flag	Mark	Frequency (MHz)	Measure Level (dBuV/m)	Reading Level (dBuV)	Over Limit (dB)	Limit (dBuV/m)	Factor (dB)	Type
1		*	2468.992	99.280	68.127	N/A	N/A	31.153	PK
2			2483.500	66.508	35.315	-7.492	74.000	31.194	PK
3			2483.944	67.784	36.590	-6.216	74.000	31.194	PK

Note: Measure Level (dB μ V/m) = Reading Level (dB μ V) + Factor (dB)

Factor (dB) = Cable Loss (dB) + Antenna Factor (dB/m)

Site: AC1	Time: 2017/09/27 - 02:00
Limit: FCC_Part15.209_RE(3m)	Engineer: Alex Ma
Probe: BBHA9120D_1-18GHz	Polarity: Horizontal
EUT: 804Mesh Dual Wi-Fi	Power: AC 120V/60Hz
Test Mode: Transmit by 802.11g at Channel 2462MHz Ant 1	

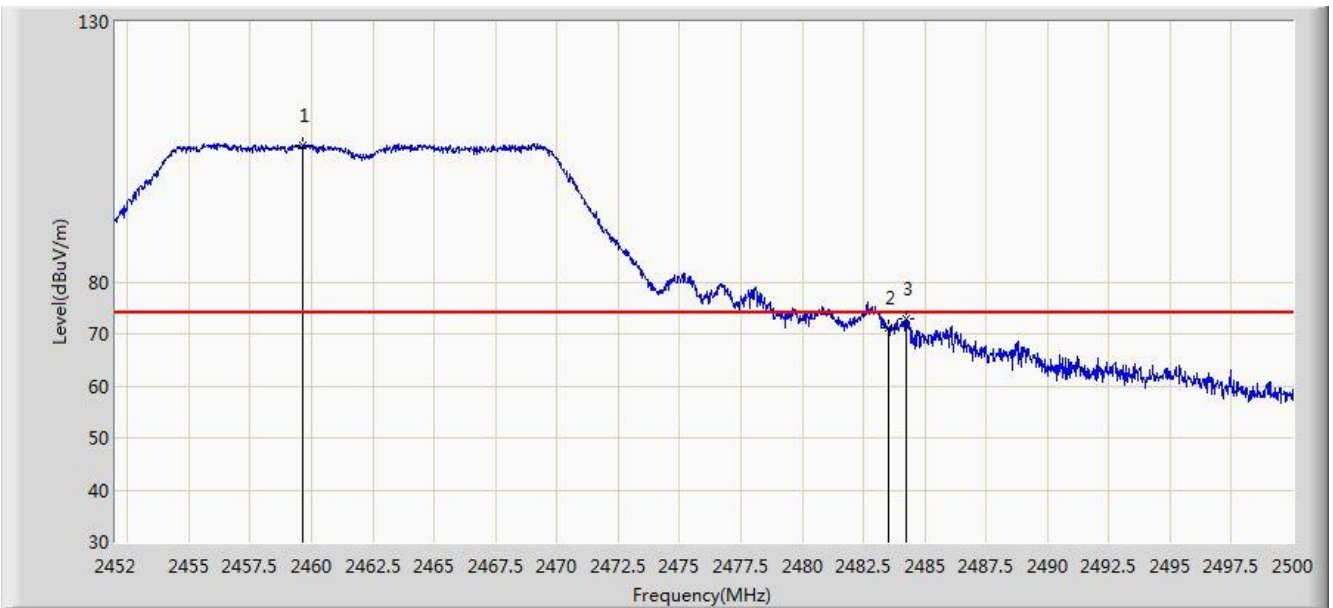


No	Flag	Mark	Frequency (MHz)	Measure Level (dBuV/m)	Reading Level (dBuV)	Over Limit (dB)	Limit (dBuV/m)	Factor (dB)	Type
1		*	2468.656	86.413	55.261	N/A	N/A	31.153	AV
2			2483.500	48.769	17.576	-5.231	54.000	31.194	AV

Note: Measure Level (dB μ V/m) = Reading Level (dB μ V) + Factor (dB)

Factor (dB) = Cable Loss (dB) + Antenna Factor (dB/m)

Site: AC1	Time: 2017/09/27 - 01:58
Limit: FCC_Part15.209_RE(3m)	Engineer: Alex Ma
Probe: BBHA9120D_1-18GHz	Polarity: Vertical
EUT: 804Mesh Dual Wi-Fi	Power: AC 120V/60Hz
Test Mode: Transmit by 802.11g at Channel 2462MHz Ant 1	

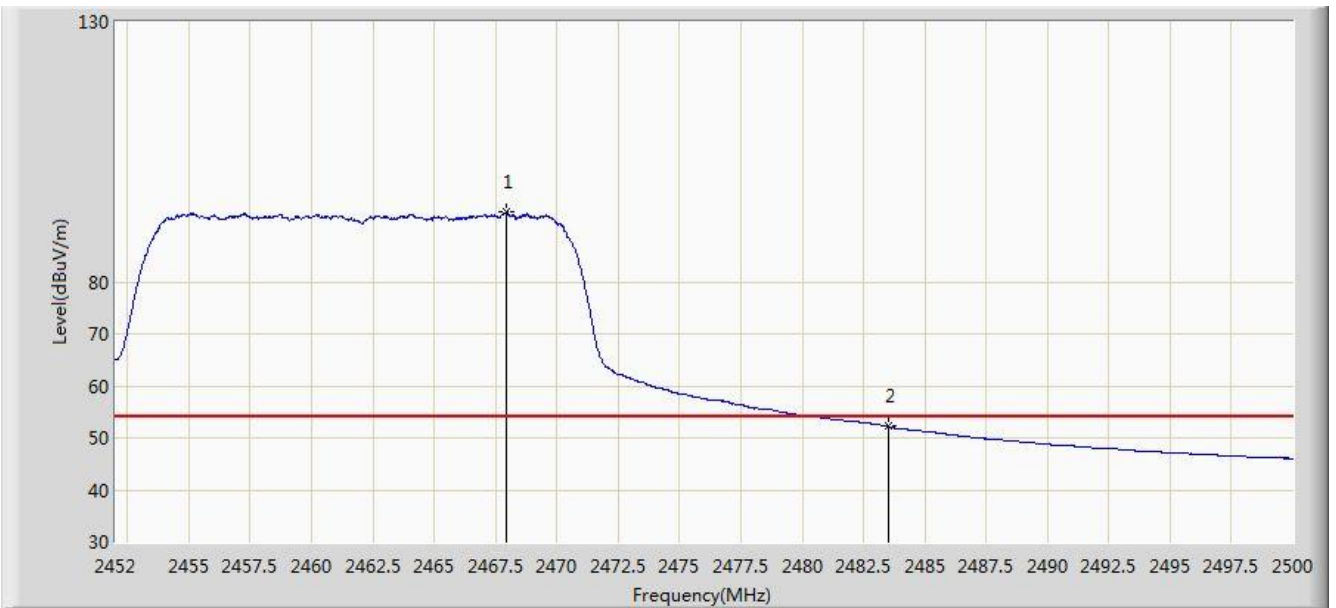


No	Flag	Mark	Frequency (MHz)	Measure Level (dBuV/m)	Reading Level (dBuV)	Over Limit (dB)	Limit (dBuV/m)	Factor (dB)	Type
1		*	2459.632	106.355	75.224	N/A	N/A	31.131	PK
2			2483.500	71.036	39.843	-2.964	74.000	31.194	PK
3			2484.232	72.767	41.572	-1.233	74.000	31.195	PK

Note: Measure Level (dB μ V/m) = Reading Level (dB μ V) + Factor (dB)

Factor (dB) = Cable Loss (dB) + Antenna Factor (dB/m)

Site: AC1	Time: 2017/09/27 - 01:57
Limit: FCC_Part15.209_RE(3m)	Engineer: Alex Ma
Probe: BBHA9120D_1-18GHz	Polarity: Vertical
EUT: 804Mesh Dual Wi-Fi	Power: AC 120V/60Hz
Test Mode: Transmit by 802.11g at Channel 2462MHz Ant 1	

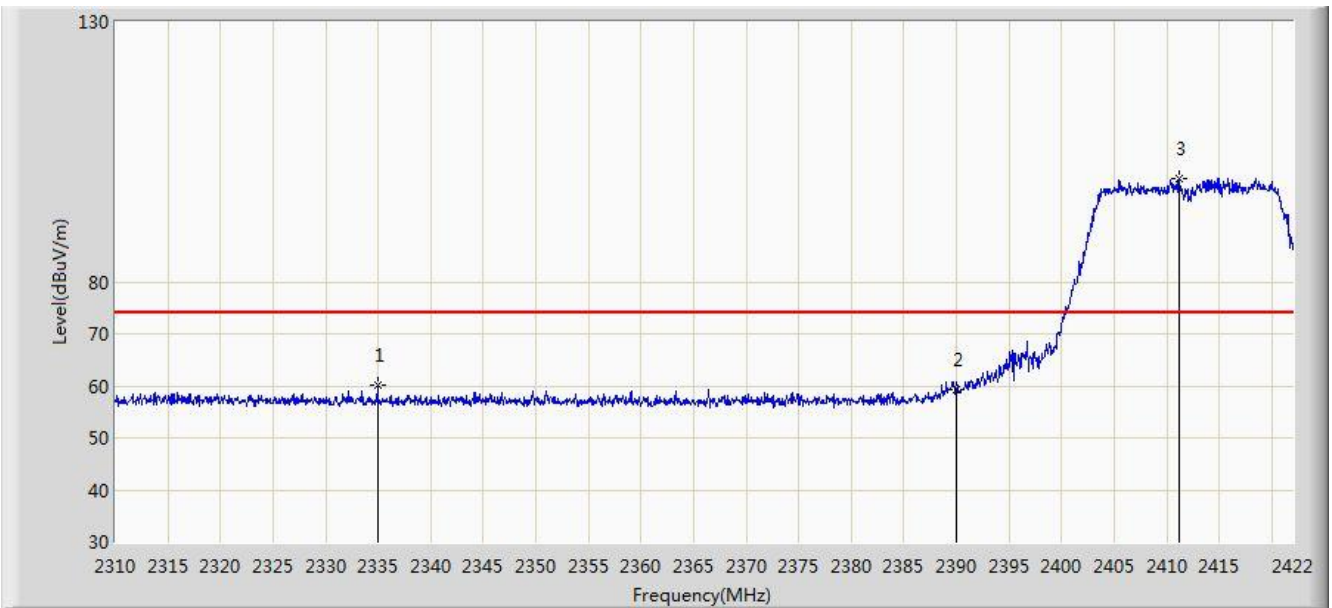


No	Flag	Mark	Frequency (MHz)	Measure Level (dBuV/m)	Reading Level (dBuV)	Over Limit (dB)	Limit (dBuV/m)	Factor (dB)	Type
1		*	2467.960	93.518	62.368	N/A	N/A	31.151	AV
2			2483.500	52.247	21.054	-1.753	54.000	31.194	AV

Note: Measure Level (dB μ V/m) = Reading Level (dB μ V) + Factor (dB)

Factor (dB) = Cable Loss (dB) + Antenna Factor (dB/m)

Site: AC1	Time: 2017/09/27 - 02:11
Limit: FCC_Part15.209_RE(3m)	Engineer: Alex Ma
Probe: BBHA9120D_1-18GHz	Polarity: Horizontal
EUT: 804Mesh Dual Wi-Fi	Power: AC 120V/60Hz
Test Mode: Transmit by 802.11n-HT20 at Channel 2412MHz Ant 0 + 1	

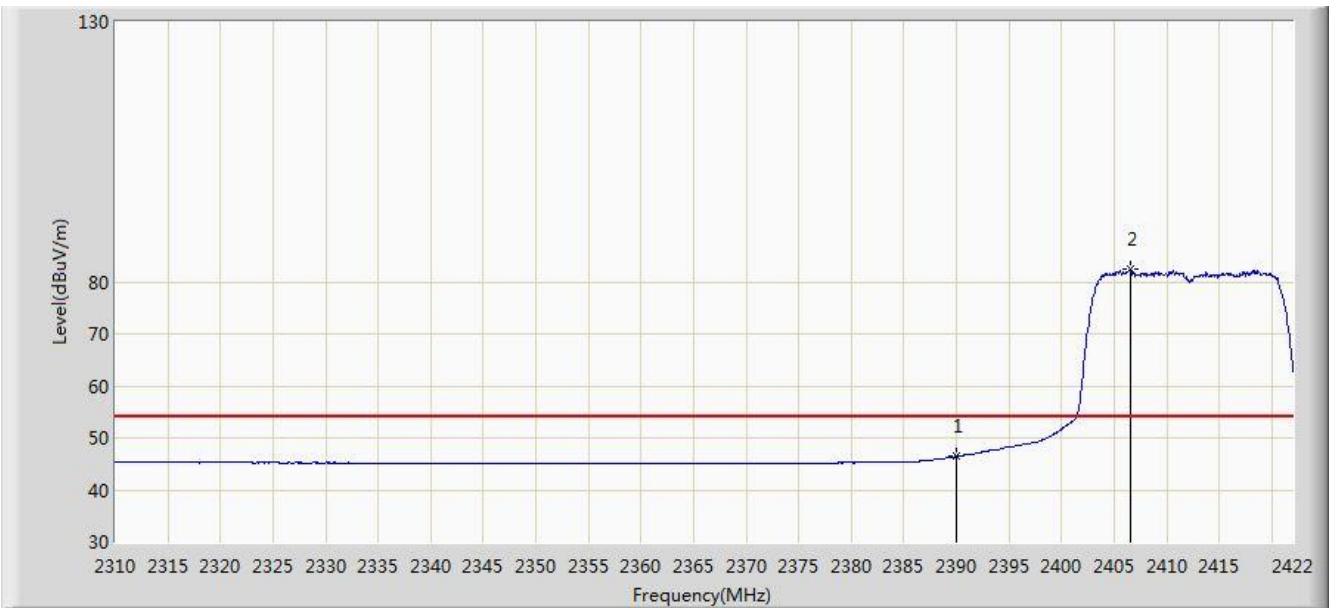


No	Flag	Mark	Frequency (MHz)	Measure Level (dBuV/m)	Reading Level (dBuV)	Over Limit (dB)	Limit (dBuV/m)	Factor (dB)	Type
1			2334.920	60.049	28.696	-13.951	74.000	31.353	PK
2			2390.000	59.170	27.967	-14.830	74.000	31.203	PK
3		*	2411.136	99.915	68.744	N/A	N/A	31.171	PK

Note: Measure Level (dB μ V/m) = Reading Level (dB μ V) + Factor (dB)

Factor (dB) = Cable Loss (dB) + Antenna Factor (dB/m)

Site: AC1	Time: 2017/09/27 - 02:12
Limit: FCC_Part15.209_RE(3m)	Engineer: Alex Ma
Probe: BBHA9120D_1-18GHz	Polarity: Horizontal
EUT: 804Mesh Dual Wi-Fi	Power: AC 120V/60Hz
Test Mode: Transmit by 802.11n-HT20 at Channel 2412MHz Ant 0 + 1	

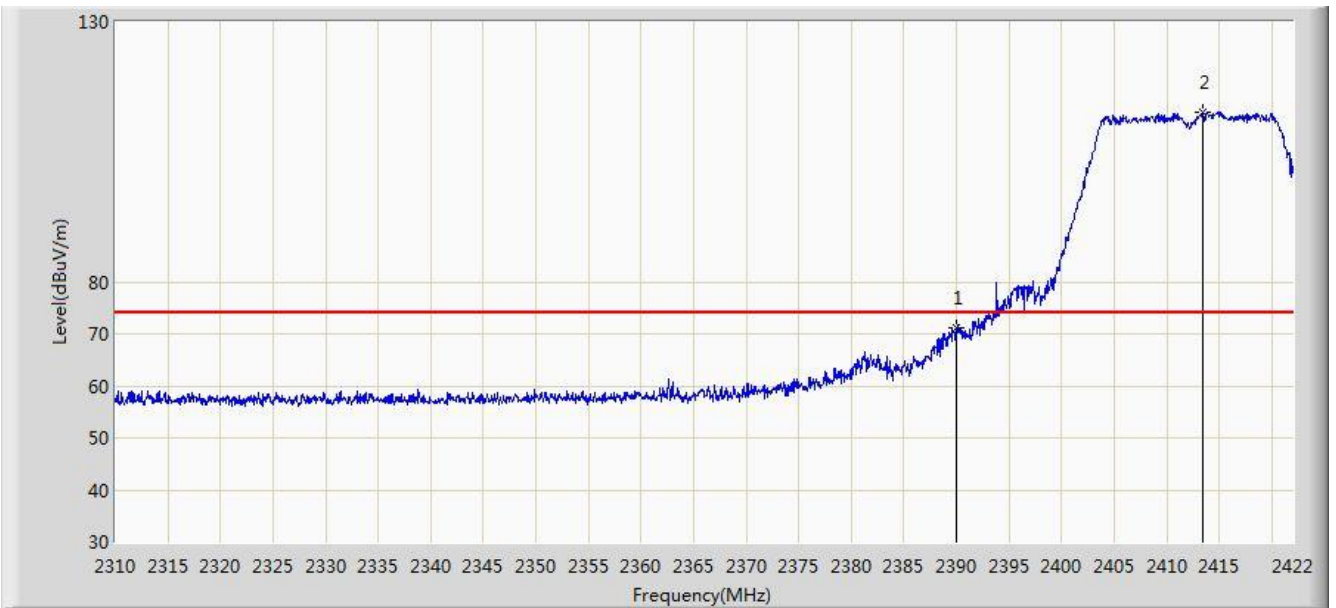


No	Flag	Mark	Frequency (MHz)	Measure Level (dBuV/m)	Reading Level (dBuV)	Over Limit (dB)	Limit (dBuV/m)	Factor (dB)	Type
1			2390.000	46.397	15.194	-7.603	54.000	31.203	AV
2		*	2406.544	82.331	51.153	N/A	N/A	31.177	AV

Note: Measure Level (dB μ V/m) = Reading Level (dB μ V) + Factor (dB)

Factor (dB) = Cable Loss (dB) + Antenna Factor (dB/m)

Site: AC1	Time: 2017/09/27 - 02:10
Limit: FCC_Part15.209_RE(3m)	Engineer: Alex Ma
Probe: BBHA9120D_1-18GHz	Polarity: Vertical
EUT: 804Mesh Dual Wi-Fi	Power: AC 120V/60Hz
Test Mode: Transmit by 802.11n-HT20 at Channel 2412MHz Ant 0 + 1	

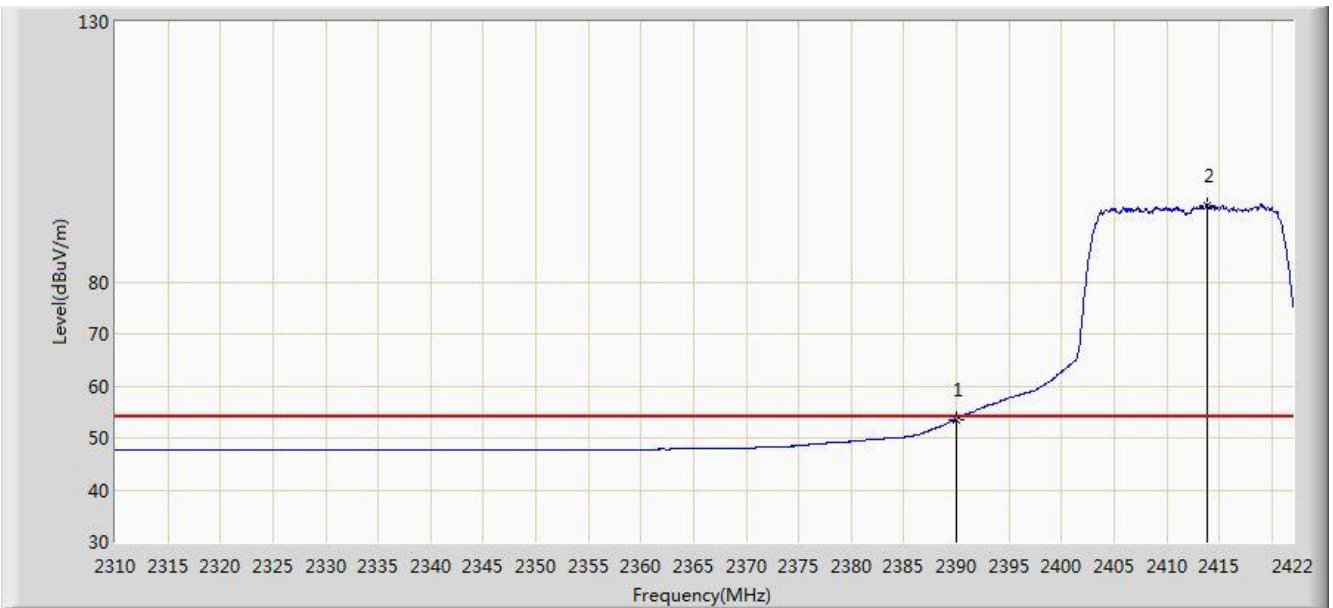


No	Flag	Mark	Frequency (MHz)	Measure Level (dBuV/m)	Reading Level (dBuV)	Over Limit (dB)	Limit (dBuV/m)	Factor (dB)	Type
1			2390.000	71.188	39.985	-2.812	74.000	31.203	PK
2		*	2413.488	112.714	81.547	N/A	N/A	31.167	PK

Note: Measure Level (dB μ V/m) = Reading Level (dB μ V) + Factor (dB)

Factor (dB) = Cable Loss (dB) + Antenna Factor (dB/m)

Site: AC1	Time: 2017/09/27 - 02:08
Limit: FCC_Part15.209_RE(3m)	Engineer: Alex Ma
Probe: BBHA9120D_1-18GHz	Polarity: Vertical
EUT: 804Mesh Dual Wi-Fi	Power: AC 120V/60Hz
Test Mode: Transmit by 802.11n-HT20 at Channel 2412MHz Ant 0 + 1	

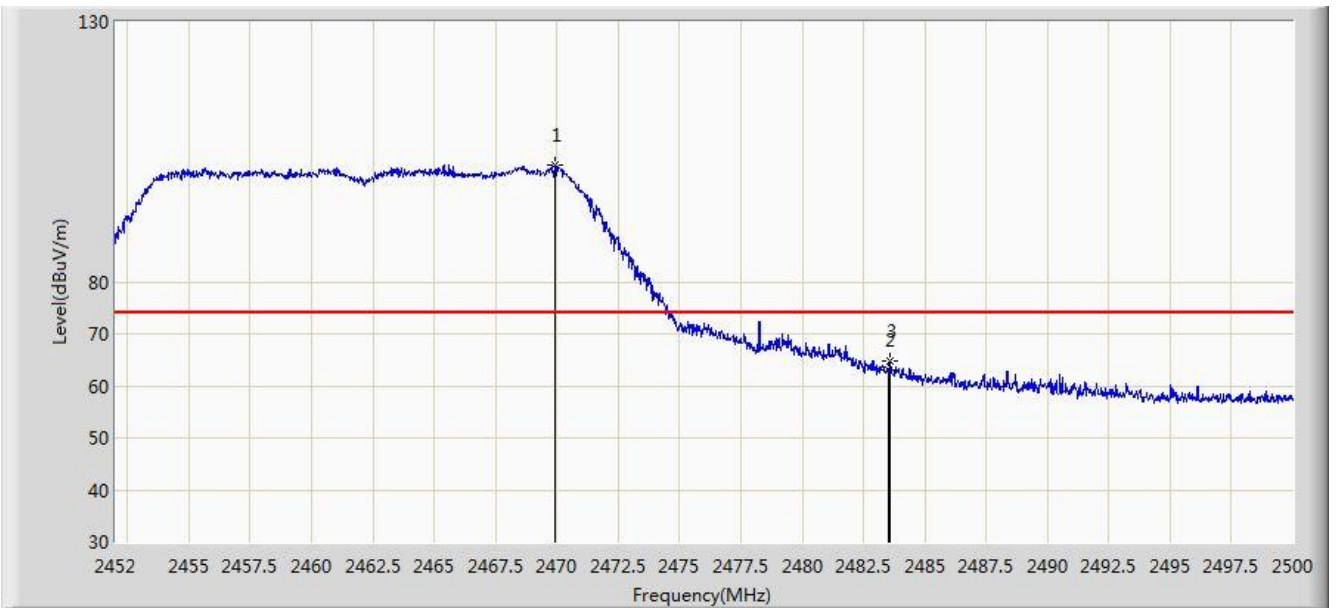


No	Flag	Mark	Frequency (MHz)	Measure Level (dBuV/m)	Reading Level (dBuV)	Over Limit (dB)	Limit (dBuV/m)	Factor (dB)	Type
1			2390.000	53.588	22.385	-0.412	54.000	31.203	AV
2		*	2413.824	94.760	63.594	N/A	N/A	31.167	AV

Note: Measure Level (dBμV/m) = Reading Level (dBμV) + Factor (dB)

Factor (dB) = Cable Loss (dB) + Antenna Factor (dB/m)

Site: AC1	Time: 2017/09/27 - 02:18
Limit: FCC_Part15.209_RE(3m)	Engineer: Alex Ma
Probe: BBHA9120D_1-18GHz	Polarity: Horizontal
EUT: 804Mesh Dual Wi-Fi	Power: AC 120V/60Hz
Test Mode: Transmit by 802.11n-HT20 at Channel 2462MHz Ant 0 + 1	

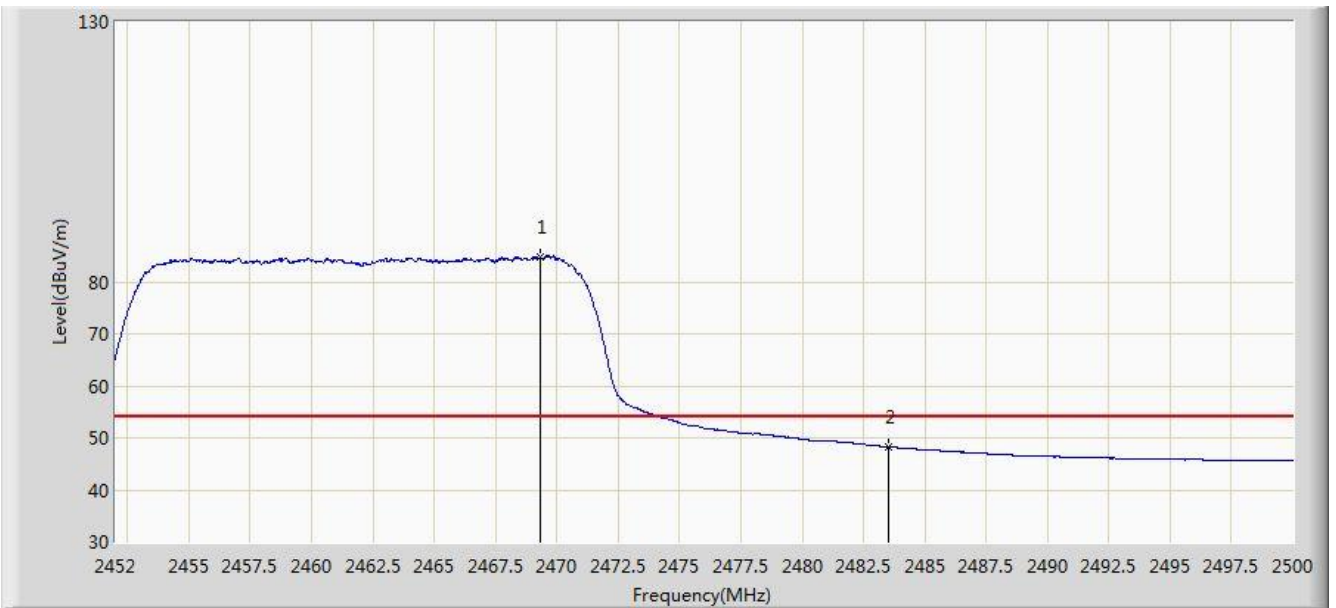


No	Flag	Mark	Frequency (MHz)	Measure Level (dBuV/m)	Reading Level (dBuV)	Over Limit (dB)	Limit (dBuV/m)	Factor (dB)	Type
1		*	2469.952	102.536	71.380	N/A	N/A	31.156	PK
2			2483.500	62.988	31.795	-11.012	74.000	31.194	PK
3			2483.608	64.659	33.465	-9.341	74.000	31.194	PK

Note: Measure Level (dB μ V/m) = Reading Level (dB μ V) + Factor (dB)

Factor (dB) = Cable Loss (dB) + Antenna Factor (dB/m)

Site: AC1	Time: 2017/09/27 - 02:19
Limit: FCC_Part15.209_RE(3m)	Engineer: Alex Ma
Probe: BBHA9120D_1-18GHz	Polarity: Horizontal
EUT: 804Mesh Dual Wi-Fi	Power: AC 120V/60Hz
Test Mode: Transmit by 802.11n-HT20 at Channel 2462MHz Ant 0 + 1	



No	Flag	Mark	Frequency (MHz)	Measure Level (dBuV/m)	Reading Level (dBuV)	Over Limit (dB)	Limit (dBuV/m)	Factor (dB)	Type
1		*	2469.352	84.875	53.721	N/A	N/A	31.154	AV
2			2483.500	48.248	17.055	-5.752	54.000	31.194	AV

Note: Measure Level (dB μ V/m) = Reading Level (dB μ V) + Factor (dB)

Factor (dB) = Cable Loss (dB) + Antenna Factor (dB/m)

Site: AC1	Time: 2017/09/27 - 02:17
Limit: FCC_Part15.209_RE(3m)	Engineer: Alex Ma
Probe: BBHA9120D_1-18GHz	Polarity: Vertical
EUT: 804Mesh Dual Wi-Fi	Power: AC 120V/60Hz
Test Mode: Transmit by 802.11n-HT20 at Channel 2462MHz Ant 0 + 1	

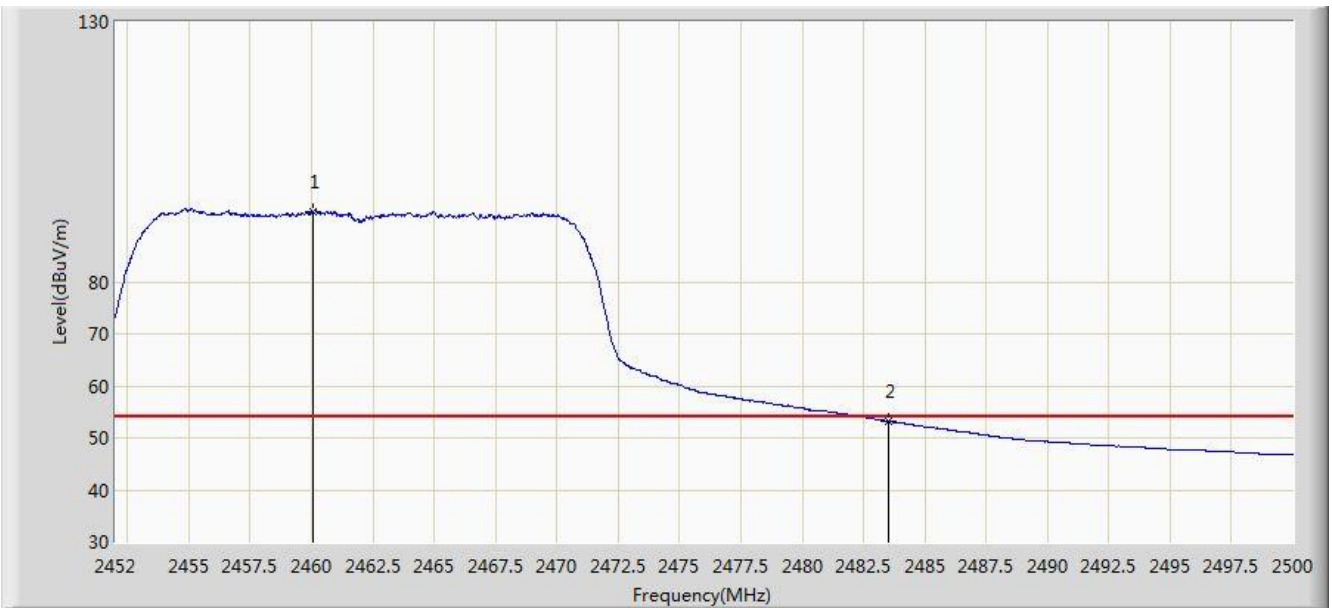


No	Flag	Mark	Frequency (MHz)	Measure Level (dBuV/m)	Reading Level (dBuV)	Over Limit (dB)	Limit (dBuV/m)	Factor (dB)	Type
1		*	2454.664	111.861	80.739	N/A	N/A	31.123	PK
2			2483.500	70.646	39.453	-3.354	74.000	31.194	PK
3			2483.536	71.456	40.263	-2.544	74.000	31.194	PK

Note: Measure Level (dB μ V/m) = Reading Level (dB μ V) + Factor (dB)

Factor (dB) = Cable Loss (dB) + Antenna Factor (dB/m)

Site: AC1	Time: 2017/09/27 - 02:15
Limit: FCC_Part15.209_RE(3m)	Engineer: Alex Ma
Probe: BBHA9120D_1-18GHz	Polarity: Vertical
EUT: 804Mesh Dual Wi-Fi	Power: AC 120V/60Hz
Test Mode: Transmit by 802.11n-HT20 at Channel 2462MHz Ant 0 + 1	

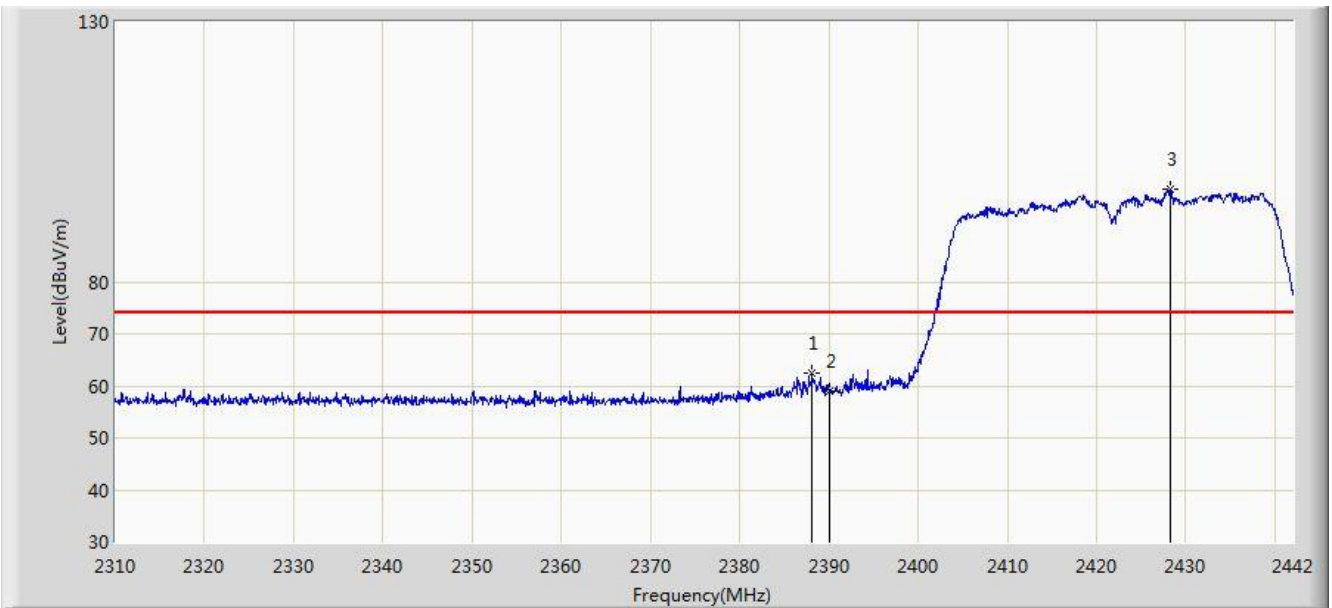


No	Flag	Mark	Frequency (MHz)	Measure Level (dBuV/m)	Reading Level (dBuV)	Over Limit (dB)	Limit (dBuV/m)	Factor (dB)	Type
1		*	2460.064	93.537	62.405	N/A	N/A	31.132	AV
2			2483.500	53.275	22.082	-0.725	54.000	31.194	AV

Note: Measure Level (dB μ V/m) = Reading Level (dB μ V) + Factor (dB)

Factor (dB) = Cable Loss (dB) + Antenna Factor (dB/m)

Site: AC1	Time: 2017/09/27 - 02:32
Limit: FCC_Part15.209_RE(3m)	Engineer: Alex Ma
Probe: BBHA9120D_1-18GHz	Polarity: Horizontal
EUT: 804Mesh Dual Wi-Fi	Power: AC 120V/60Hz
Test Mode: Transmit by 802.11n-HT40 at Channel 2422MHz Ant 0 + 1	

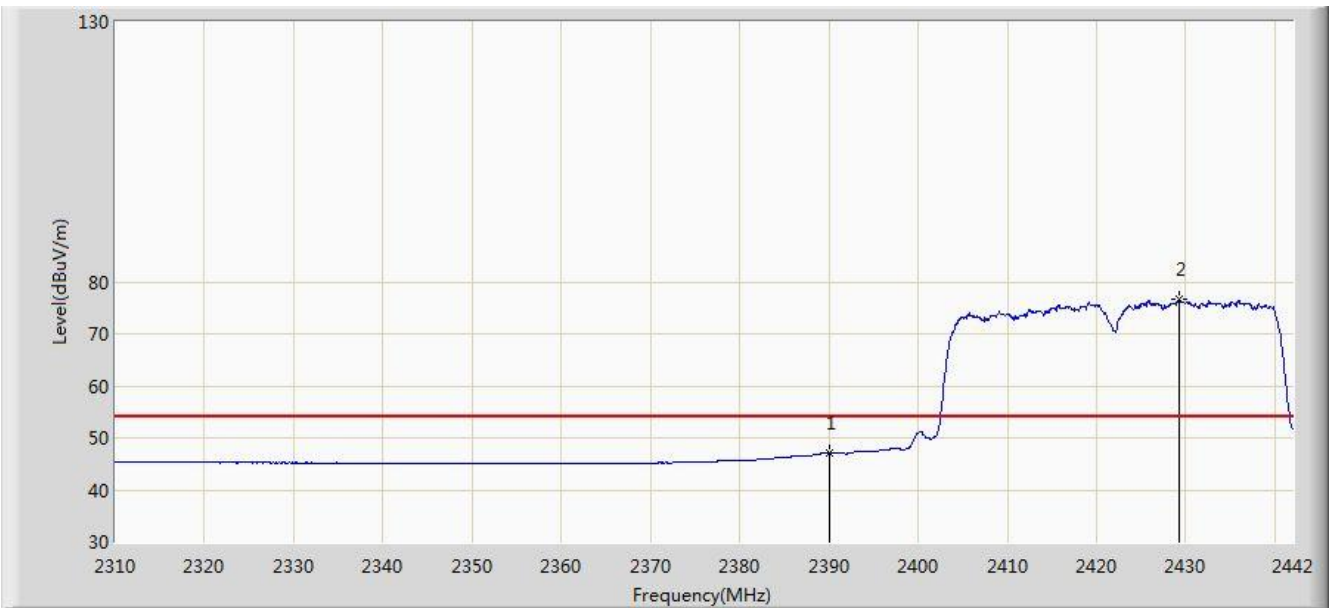


No	Flag	Mark	Frequency (MHz)	Measure Level (dBuV/m)	Reading Level (dBuV)	Over Limit (dB)	Limit (dBuV/m)	Factor (dB)	Type
1			2388.078	62.464	31.258	-11.536	74.000	31.206	PK
2			2390.000	59.048	27.845	-14.952	74.000	31.203	PK
3		*	2428.206	97.712	66.570	N/A	N/A	31.141	PK

Note: Measure Level (dB μ V/m) = Reading Level (dB μ V) + Factor (dB)

Factor (dB) = Cable Loss (dB) + Antenna Factor (dB/m)

Site: AC1	Time: 2017/09/27 - 02:33
Limit: FCC_Part15.209_RE(3m)	Engineer: Alex Ma
Probe: BBHA9120D_1-18GHz	Polarity: Horizontal
EUT: 804Mesh Dual Wi-Fi	Power: AC 120V/60Hz
Test Mode: Transmit by 802.11n-HT40 at Channel 2422MHz Ant 0 + 1	

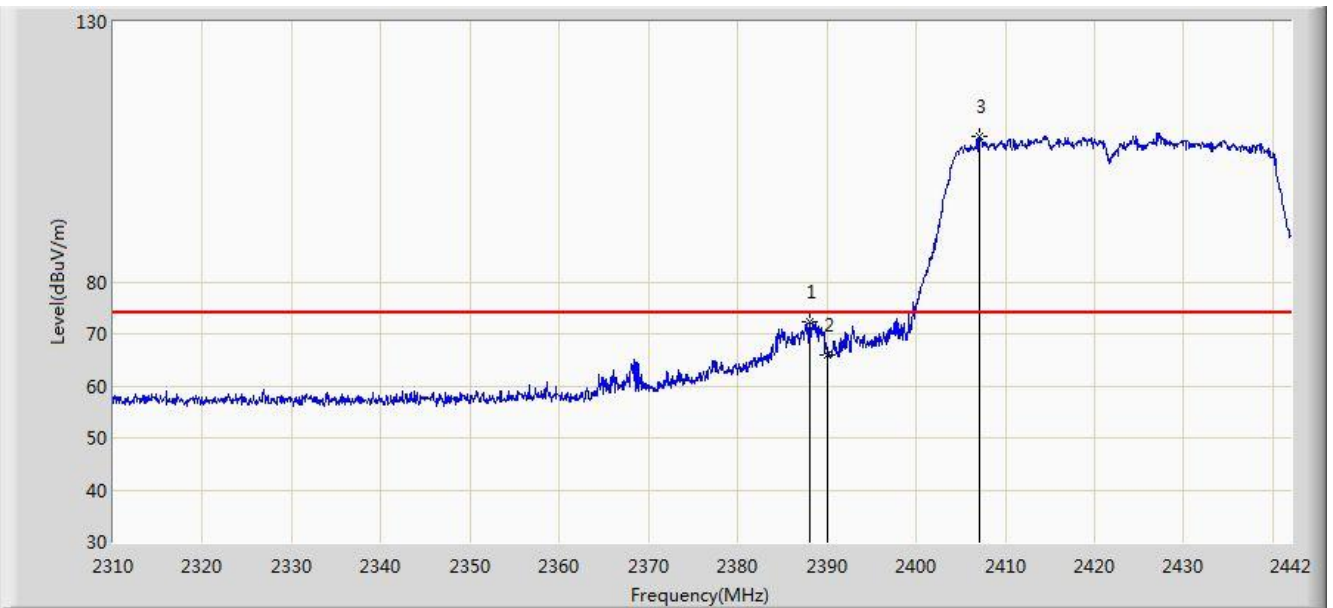


No	Flag	Mark	Frequency (MHz)	Measure Level (dBuV/m)	Reading Level (dBuV)	Over Limit (dB)	Limit (dBuV/m)	Factor (dB)	Type
1			2390.000	47.000	15.797	-7.000	54.000	31.203	AV
2		*	2429.262	76.785	45.646	N/A	N/A	31.140	AV

Note: Measure Level (dB μ V/m) = Reading Level (dB μ V) + Factor (dB)

Factor (dB) = Cable Loss (dB) + Antenna Factor (dB/m)

Site: AC1	Time: 2017/09/27 - 02:30
Limit: FCC_Part15.209_RE(3m)	Engineer: Alex Ma
Probe: BBHA9120D_1-18GHz	Polarity: Vertical
EUT: 804Mesh Dual Wi-Fi	Power: AC 120V/60Hz
Test Mode: Transmit by 802.11n-HT40 at Channel 2422MHz Ant 0 + 1	

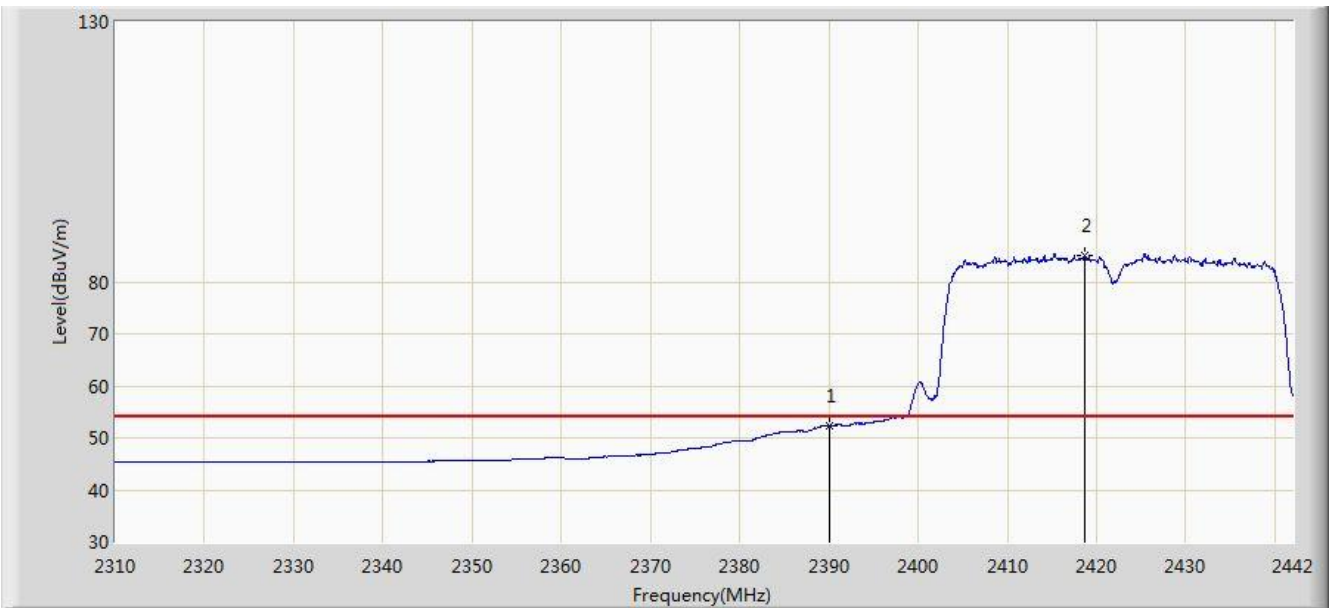


No	Flag	Mark	Frequency (MHz)	Measure Level (dBuV/m)	Reading Level (dBuV)	Over Limit (dB)	Limit (dBuV/m)	Factor (dB)	Type
1			2388.078	72.343	41.137	-1.657	74.000	31.206	PK
2			2390.000	66.059	34.856	-7.941	74.000	31.203	PK
3		*	2407.152	107.909	76.732	N/A	N/A	31.177	PK

Note: Measure Level (dBμV/m) = Reading Level (dBμV) + Factor (dB)

Factor (dB) = Cable Loss (dB) + Antenna Factor (dB/m)

Site: AC1	Time: 2017/09/27 - 02:31
Limit: FCC_Part15.209_RE(3m)	Engineer: Alex Ma
Probe: BBHA9120D_1-18GHz	Polarity: Vertical
EUT: 804Mesh Dual Wi-Fi	Power: AC 120V/60Hz
Test Mode: Transmit by 802.11n-HT40 at Channel 2422MHz Ant 0 + 1	

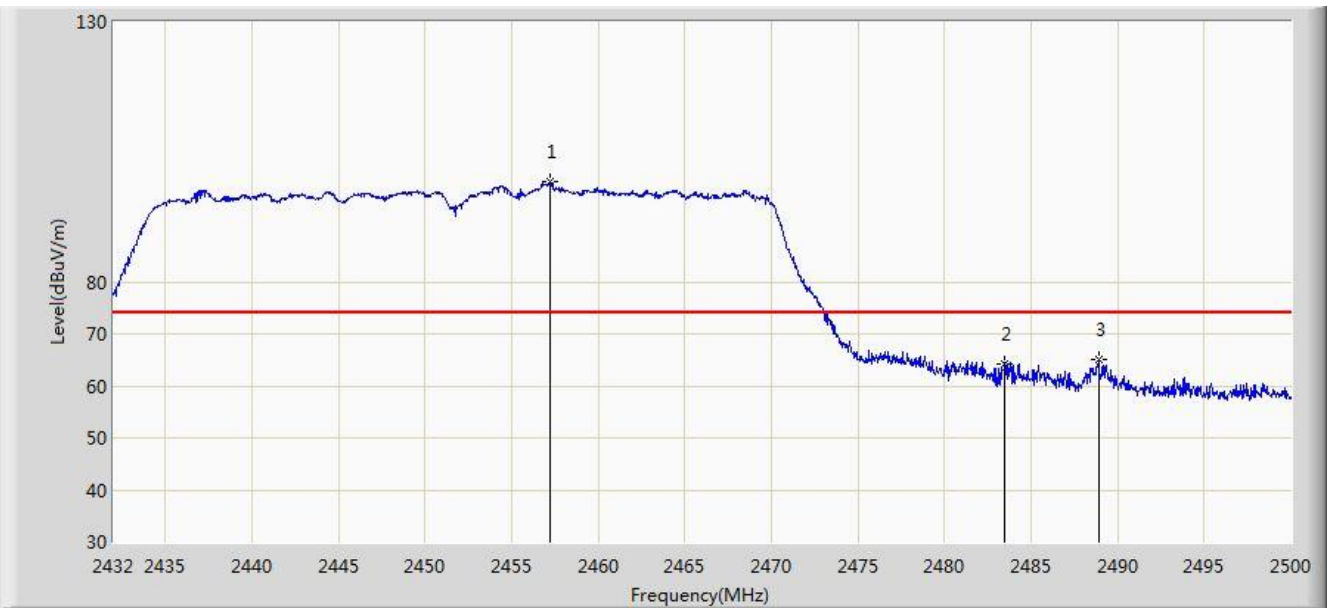


No	Flag	Mark	Frequency (MHz)	Measure Level (dBuV/m)	Reading Level (dBuV)	Over Limit (dB)	Limit (dBuV/m)	Factor (dB)	Type
1			2390.000	52.191	20.988	-1.809	54.000	31.203	AV
2		*	2418.702	85.150	53.992	N/A	N/A	31.158	AV

Note: Measure Level (dB μ V/m) = Reading Level (dB μ V) + Factor (dB)

Factor (dB) = Cable Loss (dB) + Antenna Factor (dB/m)

Site: AC1	Time: 2017/09/27 - 02:41
Limit: FCC_Part15.209_RE(3m)	Engineer: Alex Ma
Probe: BBHA9120D_1-18GHz	Polarity: Horizontal
EUT: 804Mesh Dual Wi-Fi	Power: AC 120V/60Hz
Test Mode: Transmit by 802.11n-HT40 at Channel 2452MHz Ant 0 + 1	

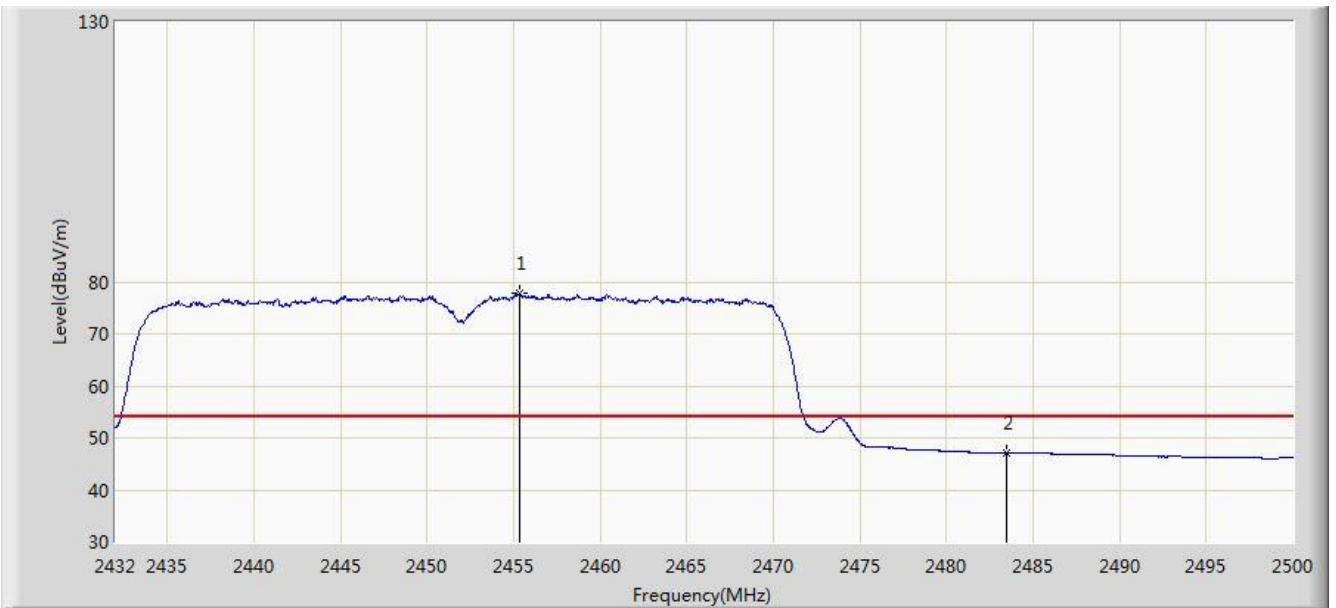


No	Flag	Mark	Frequency (MHz)	Measure Level (dBuV/m)	Reading Level (dBuV)	Over Limit (dB)	Limit (dBuV/m)	Factor (dB)	Type
1		*	2457.262	99.310	68.183	N/A	N/A	31.127	PK
2			2483.500	64.208	33.015	-9.792	74.000	31.194	PK
3			2488.882	65.162	33.955	-8.838	74.000	31.207	PK

Note: Measure Level (dBμV/m) = Reading Level (dBμV) + Factor (dB)

Factor (dB) = Cable Loss (dB) + Antenna Factor (dB/m)

Site: AC1	Time: 2017/09/27 - 02:42
Limit: FCC_Part15.209_RE(3m)	Engineer: Alex Ma
Probe: BBHA9120D_1-18GHz	Polarity: Horizontal
EUT: 804Mesh Dual Wi-Fi	Power: AC 120V/60Hz
Test Mode: Transmit by 802.11n-HT40 at Channel 2452MHz Ant 0 + 1	

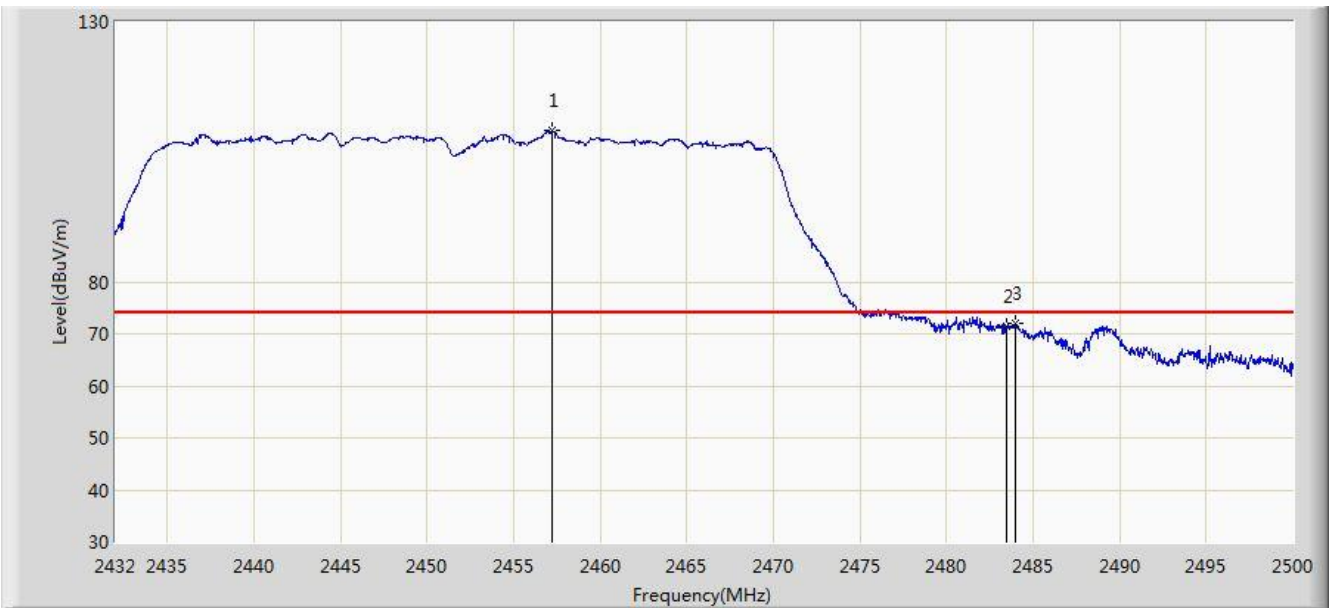


No	Flag	Mark	Frequency (MHz)	Measure Level (dBuV/m)	Reading Level (dBuV)	Over Limit (dB)	Limit (dBuV/m)	Factor (dB)	Type
1		*	2455.324	77.912	46.789	N/A	N/A	31.123	AV
2			2483.500	47.109	15.916	-6.891	54.000	31.194	AV

Note: Measure Level (dB μ V/m) = Reading Level (dB μ V) + Factor (dB)

Factor (dB) = Cable Loss (dB) + Antenna Factor (dB/m)

Site: AC1	Time: 2017/09/27 - 02:37
Limit: FCC_Part15.209_RE(3m)	Engineer: Alex Ma
Probe: BBHA9120D_1-18GHz	Polarity: Vertical
EUT: 804Mesh Dual Wi-Fi	Power: AC 120V/60Hz
Test Mode: Transmit by 802.11n-HT40 at Channel 2452MHz Ant 0 + 1	

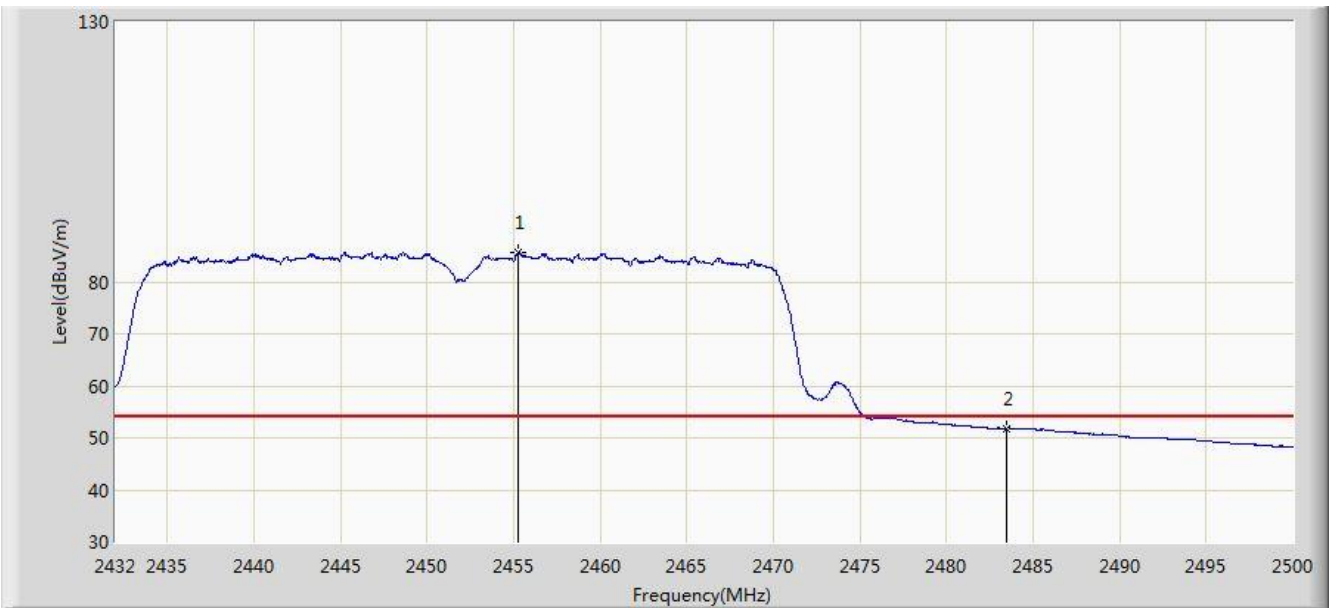


No	Flag	Mark	Frequency (MHz)	Measure Level (dBuV/m)	Reading Level (dBuV)	Over Limit (dB)	Limit (dBuV/m)	Factor (dB)	Type
1		*	2457.194	109.103	77.976	N/A	N/A	31.127	PK
2			2483.500	71.346	40.153	-2.654	74.000	31.194	PK
3			2483.952	71.942	40.747	-2.058	74.000	31.194	PK

Note: Measure Level (dB μ V/m) = Reading Level (dB μ V) + Factor (dB)

Factor (dB) = Cable Loss (dB) + Antenna Factor (dB/m)

Site: AC1	Time: 2017/09/27 - 02:39
Limit: FCC_Part15.209_RE(3m)	Engineer: Alex Ma
Probe: BBHA9120D_1-18GHz	Polarity: Vertical
EUT: 804Mesh Dual Wi-Fi	Power: AC 120V/60Hz
Test Mode: Transmit by 802.11n-HT40 at Channel 2452MHz Ant 0 + 1	



No	Flag	Mark	Frequency (MHz)	Measure Level (dBuV/m)	Reading Level (dBuV)	Over Limit (dB)	Limit (dBuV/m)	Factor (dB)	Type
1		*	2455.290	85.592	54.469	N/A	N/A	31.123	AV
2			2483.500	51.881	20.688	-2.119	54.000	31.194	AV

Note: Measure Level (dB μ V/m) = Reading Level (dB μ V) + Factor (dB)

Factor (dB) = Cable Loss (dB) + Antenna Factor (dB/m)

7.8. AC Conducted Emissions Measurement

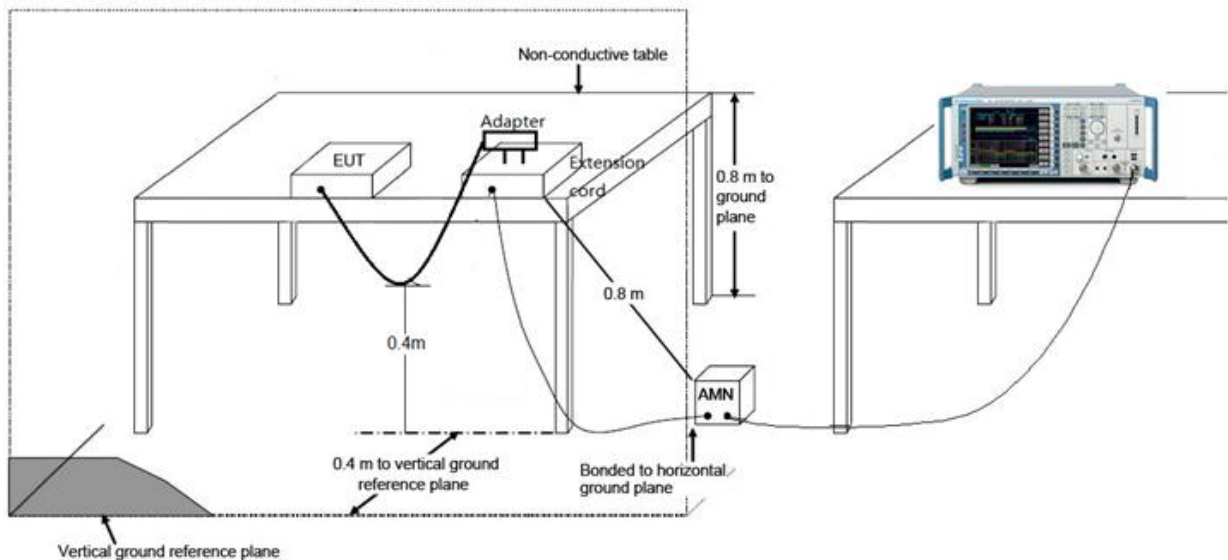
7.8.1. Test Limit

FCC Part 15 Subpart C Paragraph 15.207 Limits		
Frequency (MHz)	QP (dBuV)	AV (dBuV)
0.15 - 0.50	66 - 56	56 - 46
0.50 - 5.0	56	46
5.0 - 30	60	50

Note 1: The lower limit shall apply at the transition frequencies.

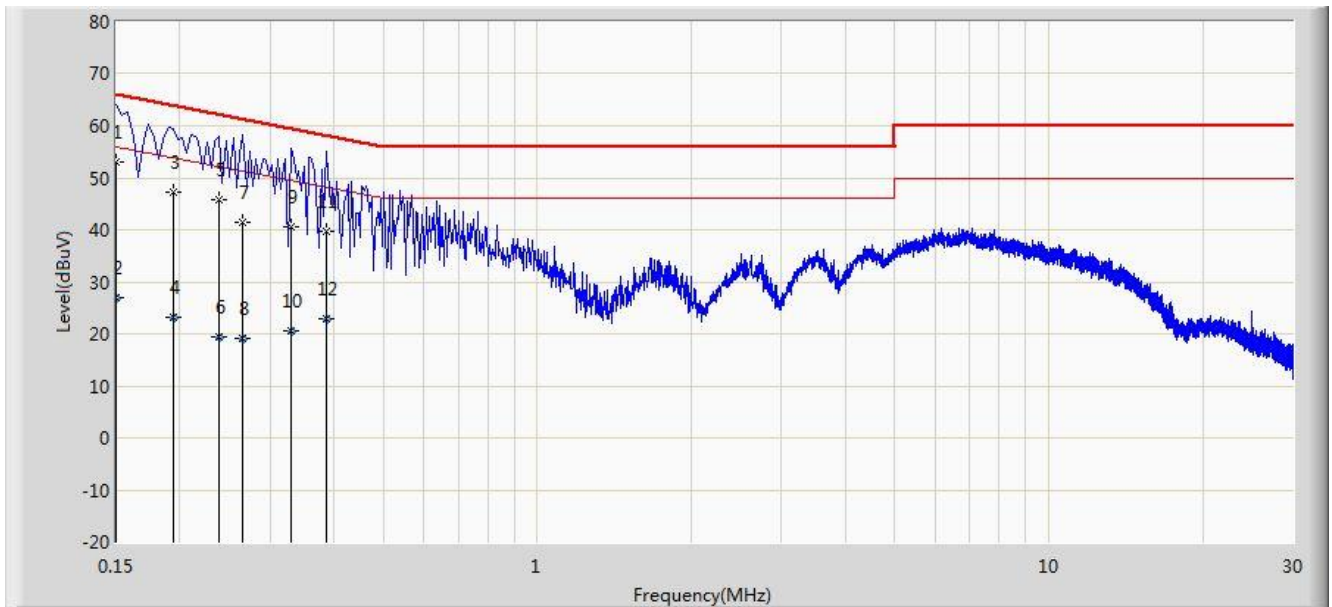
Note 2: The limit decreases linearly with the logarithm of the frequency in the range 0.15MHz to 0.5MHz.

7.8.2. Test Setup



7.8.3. Test Result

Site: SR2	Time: 2017/09/27 - 19:59
Limit: FCC_Part15.207_CE	Engineer: Vince Yu
Probe: ENV216_101683_Filter On	Polarity: Line
EUT: 804Mesh Dual Wi-Fi	Power: AC 120V/60Hz
Test Mode: Mode 1	

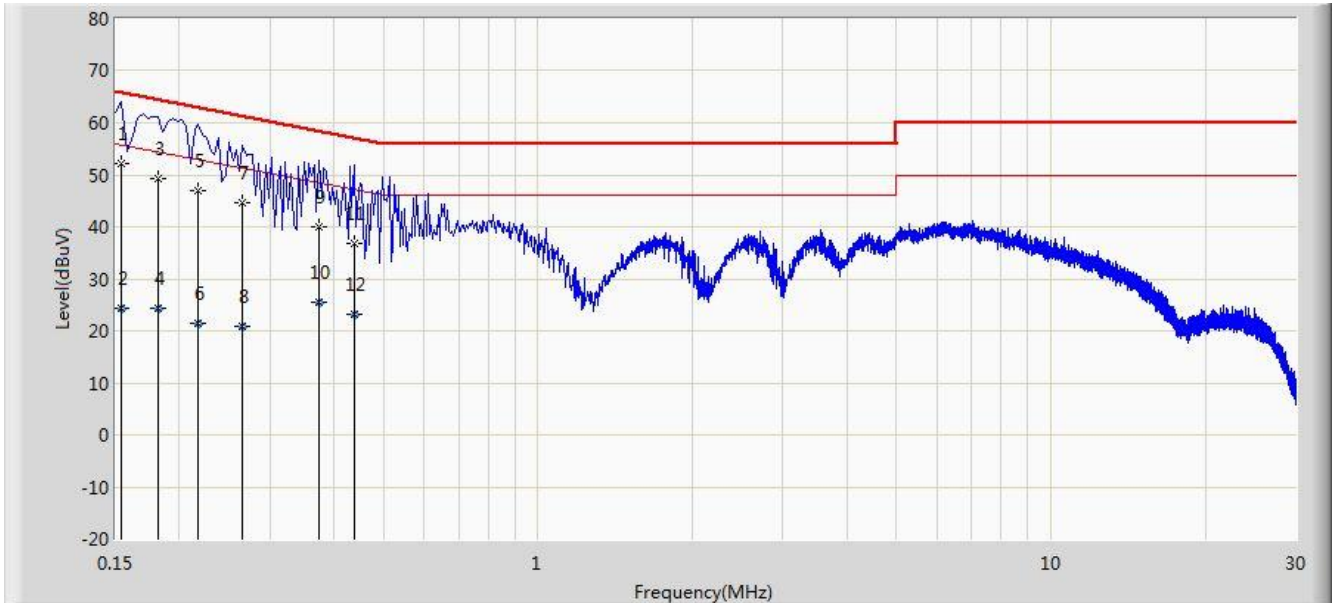


No	Flag	Mark	Frequency (MHz)	Measure Level (dBuV)	Reading Level (dBuV)	Margin (dB)	Limit (dBuV)	Factor (dB)	Type
1		*	0.150	53.042	41.874	-12.958	66.000	11.168	QP
2			0.150	26.863	15.695	-29.137	56.000	11.168	AV
3			0.194	47.176	37.159	-16.688	63.864	10.017	QP
4			0.194	23.168	13.151	-30.696	53.864	10.017	AV
5			0.238	45.759	35.805	-16.407	62.166	9.954	QP
6			0.238	19.539	9.585	-32.627	52.166	9.954	AV
7			0.266	41.456	31.479	-19.786	61.242	9.977	QP
8			0.266	19.101	9.124	-32.141	51.242	9.977	AV
9			0.330	40.691	30.663	-18.760	59.451	10.028	QP
10			0.330	20.508	10.479	-28.944	49.451	10.028	AV
11			0.386	39.574	29.500	-18.575	58.149	10.074	QP
12			0.386	22.780	12.706	-25.369	48.149	10.074	AV

Note: Measure Level (dBμV) = Reading Level (dBμV) + Factor (dB)

Factor (dB) = Cable Loss (dB) + LISN Factor (dB)

Site: SR2	Time: 2017/09/27 - 20:03
Limit: FCC_Part15.207_CE	Engineer: Vince Yu
Probe: ENV216_101683_Filter On	Polarity: Neutral
EUT: 804Mesh Dual Wi-Fi	Power: AC 120V/60Hz
Test Mode: Mode 1	



No	Flag	Mark	Frequency (MHz)	Measure Level (dBuV)	Reading Level (dBuV)	Margin (dB)	Limit (dBuV)	Factor (dB)	Type
1		*	0.154	52.226	41.510	-13.555	65.781	10.716	QP
2			0.154	24.350	13.634	-31.431	55.781	10.716	AV
3			0.182	49.322	39.279	-15.072	64.394	10.042	QP
4			0.182	24.437	14.394	-29.957	54.394	10.042	AV
5			0.218	46.940	36.959	-15.954	62.895	9.981	QP
6			0.218	21.421	11.440	-31.474	52.895	9.981	AV
7			0.266	44.565	34.553	-16.676	61.242	10.013	QP
8			0.266	20.726	10.713	-30.516	51.242	10.013	AV
9			0.374	39.919	29.826	-18.493	58.412	10.093	QP
10			0.374	25.506	15.413	-22.905	48.412	10.093	AV
11			0.438	36.794	26.653	-20.306	57.100	10.141	QP
12			0.438	23.319	13.178	-23.781	47.100	10.141	AV

Note: Measure Level (dBμV) = Reading Level (dBμV) + Factor (dB)

Factor (dB) = Cable Loss (dB) + LISN Factor (dB)

8. CONCLUSION

The data collected relate only the item(s) tested and show that the **804Mesh Dual Wi-Fi FCC ID: 2ABLK-804MESH** is in compliance with Part 15C of the FCC Rules.

_____ The End _____