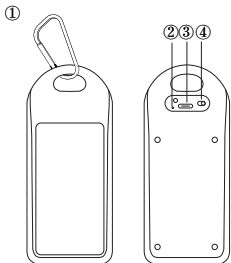


Omni Outdoor Bluetooth® Speaker

Instruction Manual

SM-2927



Functions:

- 1.Carabiner
- 2.LED Indicator
- 3.Type-C input port
- 4.ON/OFF Switch

What's included:

- 1 x IPX4 Water Resistant Speaker
- 1 x USB to Type-C Charging Cable
- 1 x Instruction Manual
- 1 x Carabiner

Tech Specifications

- Playing time: up to 1.5 hr at max volume
- Charging time: up to 1.5 hr
- Pairing Name: Omni Outdoor
- Waterproof Rating : IPX4

Instructions:

(Be sure to fully charge the speaker before using for the first time.

1. Charging the Speaker

- Connect the provided charging cable to a power source and to the Type-C port on the speaker (3).
 - The LED indicator light will glow red when charging and turn off when fully charged.
- ##### 2. Bluetooth® Setup:
- Turn ON/OFF switch(4) to ON position, LED indicator(2) will flash BLUE.
 - Turn on the Bluetooth function on mobile device, Select "Omni Outdoor" pairing name.
 - The LED(2) will turn solid Blue and a tone will sound to confirm the speaker is successfully paired.
 - Speaker will automatically pair if the mobile device has been paired before.
 - Turn ON/OFF switch(4) to OFF position to turn off the device.

**** If the bluetooth is disconnect the speaker will auto shut off after 5 mins.**

SAFETY PRECAUTIONS:

- **WARNING**-When using this product, basic precautions should always be followed:
 1. Read all the instructions before use.
 2. Never store or use this product in temperatures below 32°F(0°C) or above 115°F(45°C).
 3. The unit's full performance is achieved only after 2 or 3 completed charge and discharge cycles.
 4. Keep out of reach of children.
 5. Do not use the device in excess of its output rating. Overload outputs above

rating may result in a risk of fire or injury.

6. Do not use the device if damaged or modified.
7. Damaged or modified batteries may exhibit unpredictable behavior resulting in fire, explosion or risk of injury.
8. Do not disassemble the device. For repairs, seek a qualified service professional. Incorrect reassembly may result in a risk of fire or injury.
9. Do not expose the device to fire or excessive temperature. Exposure to fire or temperatures above 104°F may cause explosion.
10. Ensure that qualified service professionals use only identical replacement parts to ensure product safety

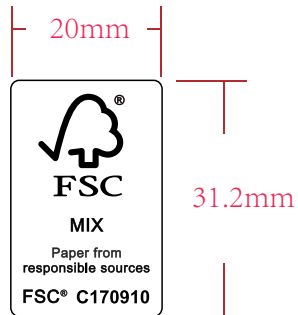

FCC Statement:

Changes or modifications not expressly approved by the party responsible for compliance could void the user's authority to operate the equipment.

This equipment has been tested and found to comply with the limits for a Class B digital device, pursuant to Part 15 of the FCC Rules. These limits are designed to provide reasonable protection against harmful interference in a residential installation. This equipment general uses and can radiate radio frequency energy and, if not installed and used in accordance with the instructions, may cause harmful interference to radio communications. However, there is no guarantee that interference will not occur in a particular installation. If this equipment does cause harmful interference to radio or

television reception, which can be determined by turning the equipment off and on, the user is encouraged to try to correct the interference by one or more of the following measures: Reorient or relocate the receiving antenna. Increase the separation between the equipment and receiver. Connect the equipment into an outlet on a circuit different from that to which the receiver is connected. Consult the dealer or an experienced radio/TV technician for help.

This device complies with part 15 of the FCC rules. Operation is subject to the following two conditions (1) this device may not cause harmful interference, and (2) this device must accept any interference received, including interference that may cause undesired operation.



MADE IN CHINA

FCC STATEMENT

This device complies with Part 15 of the FCC Rules. Operation is subject to the following two conditions:

- (1) This device may not cause harmful interference, and
- (2) This device must accept any interference received, including interference that may cause undesired operation.

Warning: Any changes or modifications not expressly approved by the party responsible for compliance could void the user's authority to operate the equipment.

NOTE: This equipment has been tested and found to comply with the limits for a Class B digital device, pursuant to Part 15 of the FCC Rules. These limits are designed to provide reasonable protection against harmful interference in a residential installation.

This equipment generates uses and can radiate radio frequency energy and, if not installed and used in accordance with the instructions, may cause harmful interference to radio communications. However, there is no guarantee that interference will not occur in a particular installation. If this equipment does cause harmful interference to radio or television reception, which can be determined by turning the equipment off and on, the user is encouraged to try to correct the interference by one or more of the following measures:

- Reorient or relocate the receiving antenna.
- Increase the separation between the equipment and receiver.
- Connect the equipment into an outlet on a circuit different from that to which the receiver is connected.
- Consult the dealer or an experienced radio/TV technician for help.

RF Statement

The device has been evaluated to meet general RF exposure requirement.

The device can be used in portable exposure condition without restriction.