
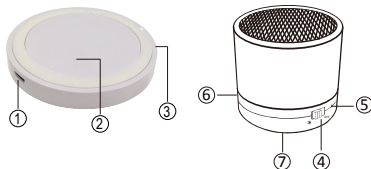


USER MANUAL

Wireless Charger and Bluetooth speaker with wireless receiver



Product Outline



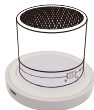
1. Wireless charging position
2. Micro USB-input
3. Indicator light
4. Power switch
5. Speaker indicator light
6. Micro USB-input
7. Wireless receiver input position

Caution and Safety

1. Do not use the charger if it is wet.
2. Do not use the charger in direct sunlight or high temperatures.
3. Do not place anything between the mobile device being charged and the charging position.

Charging Instructions

1. Insert one end of USB charging cable into power adaptor or computer.
2. Insert the other end of USB charging cable into Micro USB port on the wireless charger.
3. Place your speaker on the wireless charging position. Make sure that the speaker is placed in the center of the charger. The indicator light(3) will illuminate blue and the indicator(5) will light red to indicate charging.



Bluetooth speaker operation

1. Slide the power switch to ON position
2. Open the Bluetooth in your phone, select" BT SPEAKER", it will pair with your phone automatically.
3. Play music
4. Slide the power switch to OFF position when not using.

Product Specification

Wireless charger

Model: SW007
 Input: DC 5V / 1.5A
 Output: DC 5V / 0.8A
 Charging Distance: Max.4mm

Speaker

Model: 2776
 Output Power: 3W X 1
 Frequency response: 20Hz-20KHz
 Input: DC5V/180mA
 Battery: 300 mAh
 Transmission range: 10m

FCC STATEMENT

This device complies with Part 15 of the FCC Rules. Operation is subject to the following two conditions:

- (1) This device may not cause harmful interference, and
- (2) This device must accept any interference received, including interference that may cause undesired operation.

Warning:

Changes or modifications not expressly approved by the party responsible for compliance could void the user's authority to operate the equipment.

Note: This equipment has been tested and found to comply with the limits for a class B digital device, pursuant to Part 15 of the FCC Rules. These limits are designed to provide reasonable protection against harmful interference in a residential installation.

This equipment generates uses and can radiate radio frequency energy and, if not installed and used in accordance with the instructions, may cause harmful interference to radio communications. However, there is no guarantee that interference will not occur in a particular installation. If this equipment does cause harmful interference to radio or television reception, which can be determined by turning the equipment off and on, the user is encouraged to try to correct the interference by one or more of the following measures:

- Reorient or relocate the receiving antenna.
- Increase the separation between the equipment and receiver.
- Connect the equipment into an outlet on a circuit different from that to which the receiver is connected.
- Consult the dealer or an experienced radio/TV technician for help.

The device has been evaluated to meet general RF exposure requirement. The device can be used in portable exposure condition without restriction.



MADE IN CHINA

How to Use Correctly?



Centrally Placed



Plastic Case thickness $\leq 4\text{mm}$



Crookedly Placed



Magnetic Case



Bulky Case thickness $\leq 4\text{mm}$



Metal Ring Case



Credit Card Case



55mm

90mm