



REPORT No.: SZ24020168S01

## Annex C Plots of System Performance Check

Test Laboratory: Shenzhen Morlab Communications Technology Co., Ltd.

Date: 2024.04.19

## System Check\_750MHz\_Head

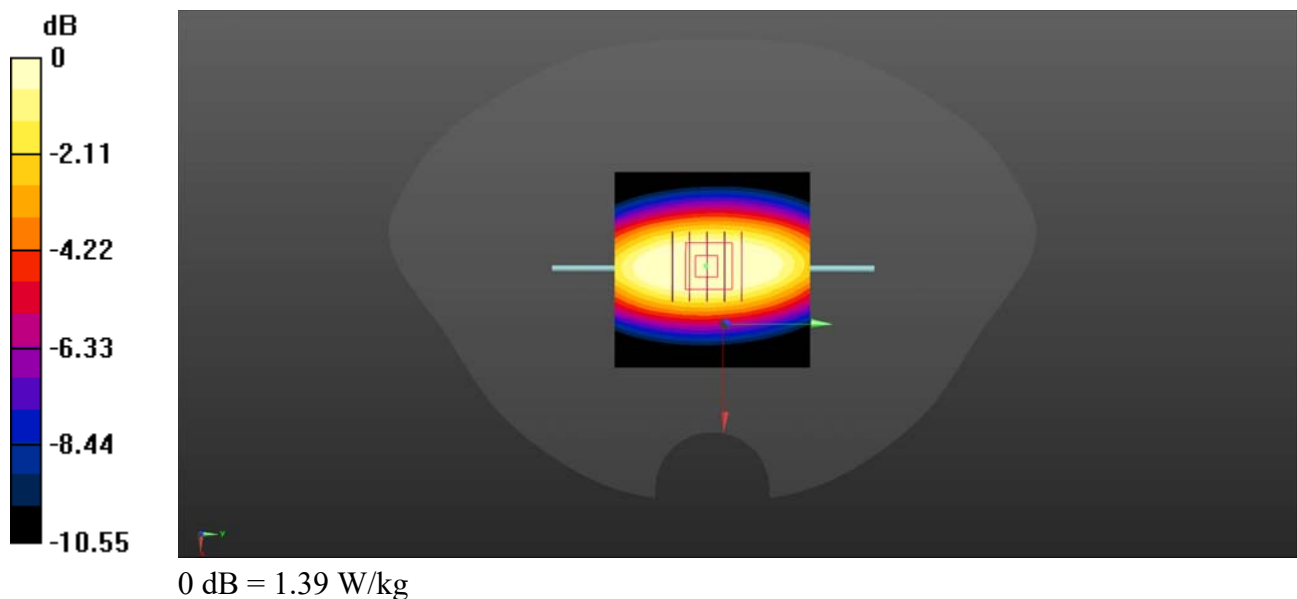
Communication System: UID 0, CW (0); Frequency: 750 MHz; Duty Cycle: 1:1  
Medium: HSL\_750 Medium parameters used:  $f = 750$  MHz;  $\sigma = 0.893$  S/m;  $\epsilon_r = 41.63$ ;  $\rho = 1000$  kg/m<sup>3</sup>  
Ambient Temperature : 23.2 °C; Liquid Temperature : 22.1 °C

### DASY5 Configuration:

- Probe: EX3DV4 - SN3823; ConvF(9.51, 9.51, 9.51) @ 750 MHz; Calibrated: 2023.09.14
- Sensor-Surface: 2mm (Mechanical Surface Detection)
- Electronics: DAE4 Sn480; Calibrated: 2023.09.19
- Phantom: Twin-SAM; Type: QD 000 P41 Ax; Serial: 2020
- Measurement SW: DASY52, Version 52.10 (4); SEMCAD X Version 14.6.14 (7483)

**CW750/Area Scan (61x61x1):** Interpolated grid: dx=1.500 mm, dy=1.500 mm  
Maximum value of SAR (interpolated) = 1.55 W/kg

**CW750/Zoom Scan (5x5x7)/Cube 0:** Measurement grid: dx=8mm, dy=8mm, dz=5mm  
Reference Value = 46.35 V/m; Power Drift = -0.04 dB  
Peak SAR (extrapolated) = 1.53 W/kg  
**SAR(1 g) = 2.11 W/kg; SAR(10 g) = 1.4 W/kg**  
Maximum value of SAR (measured) = 1.39 W/kg



Test Laboratory: Shenzhen Morlab Communications Technology Co., Ltd.

Date: 2024.04.21

## System Check\_900MHz\_Head

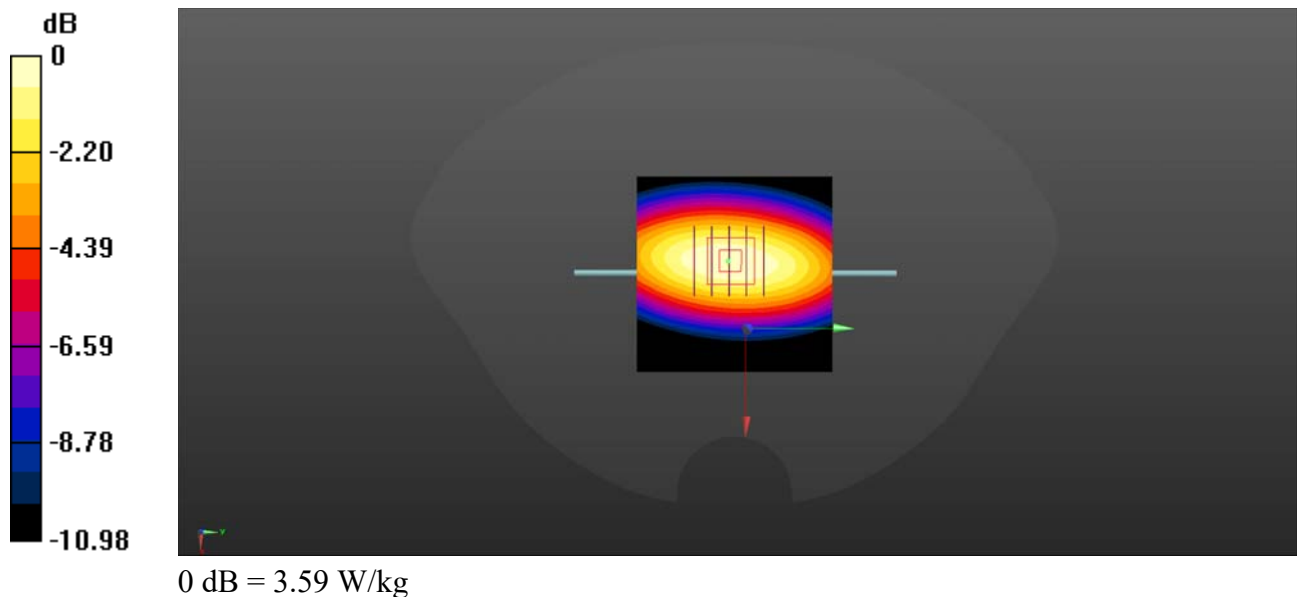
Communication System: UID 0, CW (0); Frequency: 900 MHz; Duty Cycle: 1:1  
Medium: HSL\_900 Medium parameters used:  $f = 900$  MHz;  $\sigma = 0.939$  S/m;  $\epsilon_r = 41.187$ ;  $\rho = 1000$  kg/m<sup>3</sup>  
Ambient Temperature : 23.2 °C; Liquid Temperature : 22.1 °C

### DASY5 Configuration:

- Probe: EX3DV4 - SN3823; ConvF(9.12, 9.12, 9.12) @ 900 MHz; Calibrated: 2023.09.14
- Sensor-Surface: 2mm (Mechanical Surface Detection)
- Electronics: DAE4 Sn480; Calibrated: 2023.09.19
- Phantom: Twin-SAM; Type: QD 000 P41 Ax; Serial: 2020
- Measurement SW: DASY52, Version 52.10 (4); SEMCAD X Version 14.6.14 (7483)

**CW900/Area Scan (61x61x1):** Interpolated grid: dx=1.500 mm, dy=1.500 mm  
Maximum value of SAR (interpolated) = 3.66 W/kg

**CW900/Zoom Scan (5x5x7)/Cube 0:** Measurement grid: dx=8mm, dy=8mm, dz=5mm  
Reference Value = 55.42 V/m; Power Drift = -0.18 dB  
Peak SAR (extrapolated) = 4.26 W/kg  
**SAR(1 g) = 2.81 W/kg; SAR(10 g) = 1.83 W/kg**  
Maximum value of SAR (measured) = 3.59 W/kg



Test Laboratory: Shenzhen Morlab Communications Technology Co., Ltd.

Date: 2024.04.22

## System Check\_900MHz\_Head

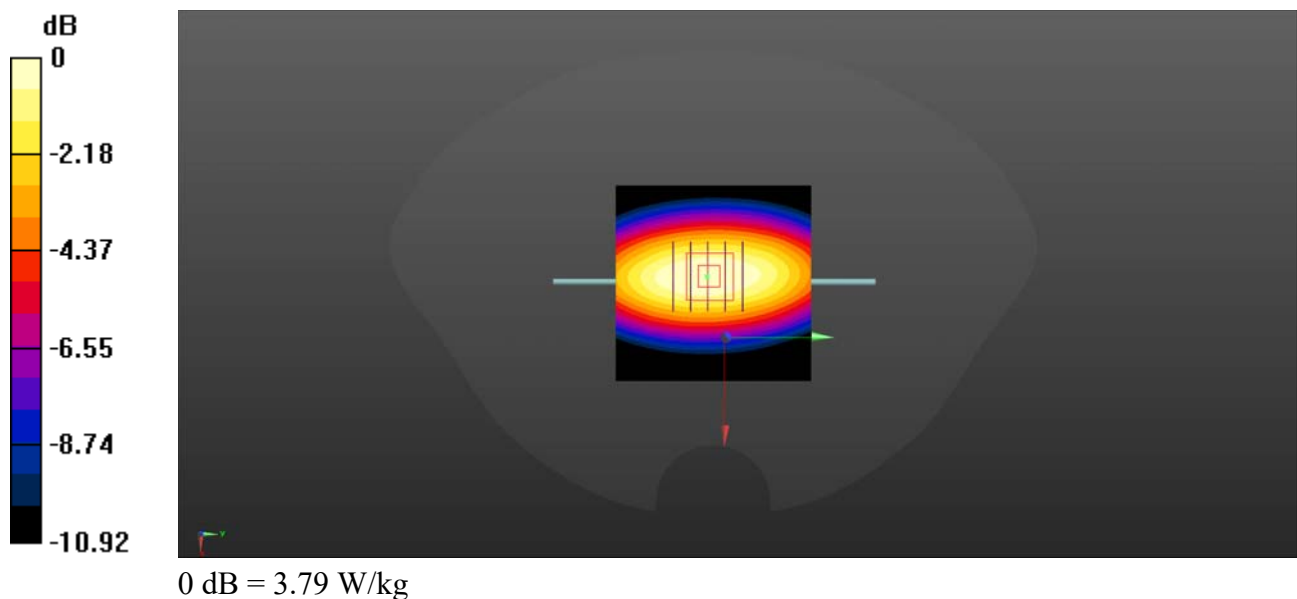
Communication System: UID 0, CW (0); Frequency: 900 MHz; Duty Cycle: 1:1  
Medium: HSL\_900 Medium parameters used:  $f = 900$  MHz;  $\sigma = 0.98$  S/m;  $\epsilon_r = 40.77$ ;  $\rho = 1000$  kg/m<sup>3</sup>  
Ambient Temperature : 23.2 °C; Liquid Temperature : 22.2 °C

### DASY5 Configuration:

- Probe: EX3DV4 - SN3823; ConvF(9.12, 9.12, 9.12) @ 900 MHz; Calibrated: 2023.09.14
- Sensor-Surface: 2mm (Mechanical Surface Detection)
- Electronics: DAE4 Sn480; Calibrated: 2023.09.19
- Phantom: Twin-SAM; Type: QD 000 P41 Ax; Serial: 2020
- Measurement SW: DASY52, Version 52.10 (4); SEMCAD X Version 14.6.14 (7483)

**CW900/Area Scan (61x61x1):** Interpolated grid: dx=1.500 mm, dy=1.500 mm  
Maximum value of SAR (interpolated) = 3.99 W/kg

**CW900/Zoom Scan (5x5x7)/Cube 0:** Measurement grid: dx=8mm, dy=8mm, dz=5mm  
Reference Value = 58.55 V/m; Power Drift = -0.11 dB  
Peak SAR (extrapolated) = 4.51 W/kg  
**SAR(1 g) = 2.96 W/kg; SAR(10 g) = 1.93 W/kg**  
Maximum value of SAR (measured) = 3.79 W/kg



Test Laboratory: Shenzhen Morlab Communications Technology Co., Ltd.

Date: 2024.04.23

## System Check\_1800MHz\_Head

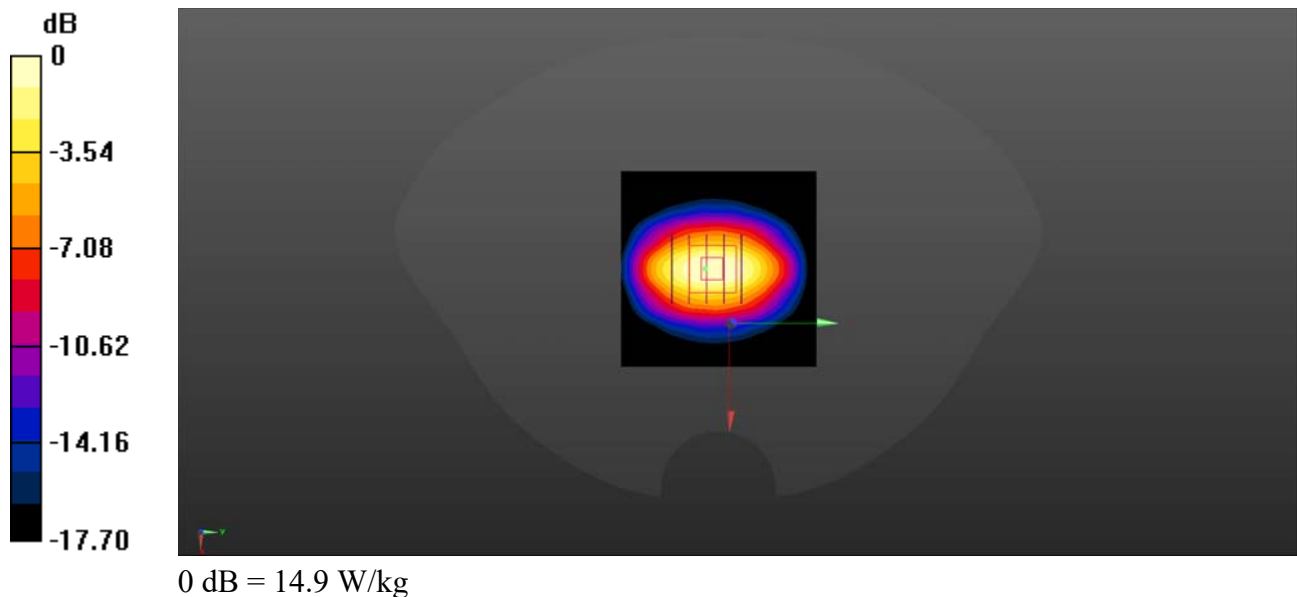
Communication System: UID 0, CW (0); Frequency: 1800 MHz; Duty Cycle: 1:1  
Medium: HSL\_1800 Medium parameters used:  $f = 1800$  MHz;  $\sigma = 1.443$  S/m;  $\epsilon_r = 39.853$ ;  $\rho = 1000$  kg/m<sup>3</sup>  
Ambient Temperature : 23.2 °C; Liquid Temperature : 22.2 °C

### DASY5 Configuration:

- Probe: EX3DV4 - SN3823; ConvF(7.93, 7.93, 7.93) @ 1800 MHz; Calibrated: 2023.09.14
- Sensor-Surface: 2mm (Mechanical Surface Detection)
- Electronics: DAE4 Sn480; Calibrated: 2023.09.19
- Phantom: Twin-SAM; Type: QD 000 P41 Ax; Serial: 2020
- Measurement SW: DASY52, Version 52.10 (4); SEMCAD X Version 14.6.14 (7483)

**CW1800/Area Scan (61x61x1):** Interpolated grid: dx=1.500 mm, dy=1.500 mm  
Maximum value of SAR (interpolated) = 15.7 W/kg

**CW1800/Zoom Scan (5x5x7)/Cube 0:** Measurement grid: dx=8mm, dy=8mm, dz=5mm  
Reference Value = 92.85 V/m; Power Drift = -0.07 dB  
Peak SAR (extrapolated) = 19.0 W/kg  
**SAR(1 g) = 10.5 W/kg; SAR(10 g) = 5.51 W/kg**  
Maximum value of SAR (measured) = 14.9 W/kg



Test Laboratory: Shenzhen Morlab Communications Technology Co., Ltd.

Date: 2024.04.24

## System Check\_1800MHz\_Head

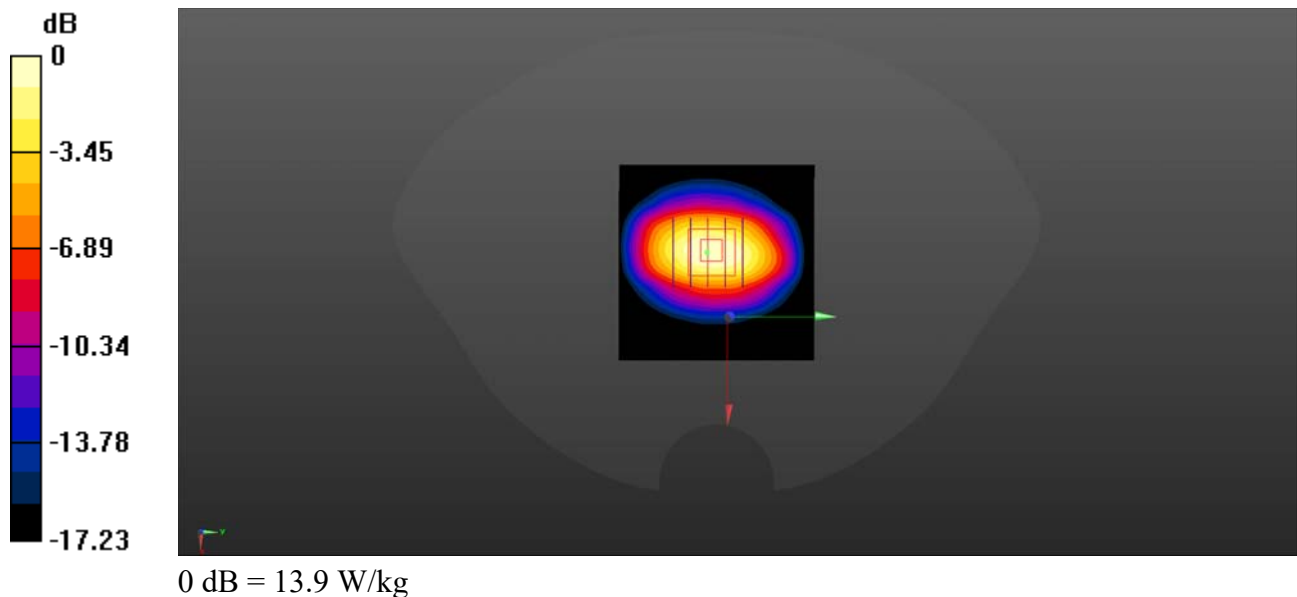
Communication System: UID 0, CW (0); Frequency: 1800 MHz; Duty Cycle: 1:1  
Medium: HSL\_1800 Medium parameters used:  $f = 1800$  MHz;  $\sigma = 1.369$  S/m;  $\epsilon_r = 39.66$ ;  $\rho = 1000$  kg/m<sup>3</sup>  
Ambient Temperature : 23.2 °C; Liquid Temperature : 22.1 °C

### DASY5 Configuration:

- Probe: EX3DV4 - SN3823; ConvF(7.93, 7.93, 7.93) @ 1800 MHz; Calibrated: 2023.09.14
- Sensor-Surface: 2mm (Mechanical Surface Detection)
- Electronics: DAE4 Sn480; Calibrated: 2023.09.19
- Phantom: Twin-SAM; Type: QD 000 P41 Ax; Serial: 2020
- Measurement SW: DASY52, Version 52.10 (4); SEMCAD X Version 14.6.14 (7483)

**CW1800/Area Scan (61x61x1):** Interpolated grid: dx=1.500 mm, dy=1.500 mm  
Maximum value of SAR (interpolated) = 14.5 W/kg

**CW1800/Zoom Scan (5x5x7)/Cube 0:** Measurement grid: dx=8mm, dy=8mm, dz=5mm  
Reference Value = 84.34 V/m; Power Drift = -0.05 dB  
Peak SAR (extrapolated) = 17.5 W/kg  
**SAR(1 g) = 9.84 W/kg; SAR(10 g) = 5.26 W/kg**  
Maximum value of SAR (measured) = 13.9 W/kg



Test Laboratory: Shenzhen Morlab Communications Technology Co., Ltd.

Date: 2024.04.26

## System Check\_1800MHz\_Head

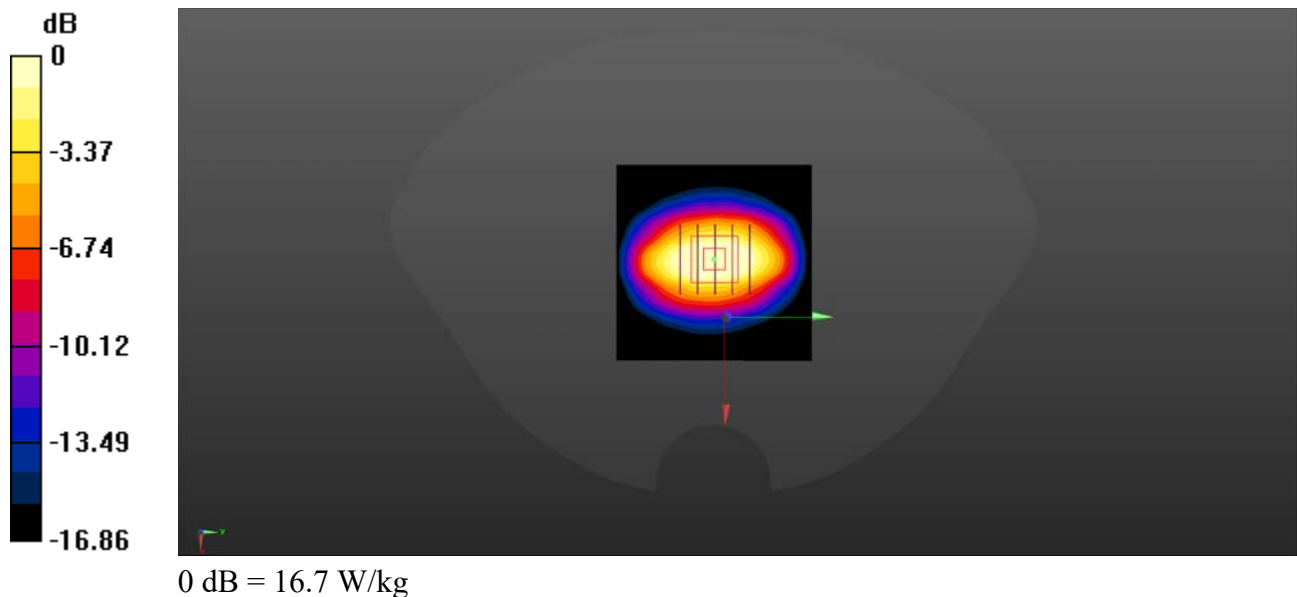
Communication System: UID 0, CW (0); Frequency: 1800 MHz; Duty Cycle: 1:1  
Medium: HSL\_1800 Medium parameters used:  $f = 1800$  MHz;  $\sigma = 1.412$  S/m;  $\epsilon_r = 40.038$ ;  $\rho = 1000$  kg/m<sup>3</sup>  
Ambient Temperature : 23.2 °C; Liquid Temperature : 22.1 °C

### DASY5 Configuration:

- Probe: EX3DV4 - SN3823; ConvF(7.93, 7.93, 7.93) @ 1800 MHz; Calibrated: 2023.09.14
- Sensor-Surface: 2mm (Mechanical Surface Detection)
- Electronics: DAE4 Sn480; Calibrated: 2023.09.19
- Phantom: Twin-SAM; Type: QD 000 P41 Ax; Serial: 2020
- Measurement SW: DASY52, Version 52.10 (4); SEMCAD X Version 14.6.14 (7483)

**CW1800/Area Scan (61x61x1):** Interpolated grid: dx=1.500 mm, dy=1.500 mm  
Maximum value of SAR (interpolated) = 18.9 W/kg

**CW1800/Zoom Scan (5x5x7)/Cube 0:** Measurement grid: dx=8mm, dy=8mm, dz=5mm  
Reference Value = 87.4 V/m; Power Drift = -0.05 dB  
Peak SAR (extrapolated) = 20.7 W/kg  
**SAR(1 g) = 10.2 W/kg; SAR(10 g) = 5.39 W/kg**  
Maximum value of SAR (measured) = 16.7 W/kg



Test Laboratory: Shenzhen Morlab Communications Technology Co., Ltd.

Date: 2024.04.25

## System Check\_2000MHz\_Head

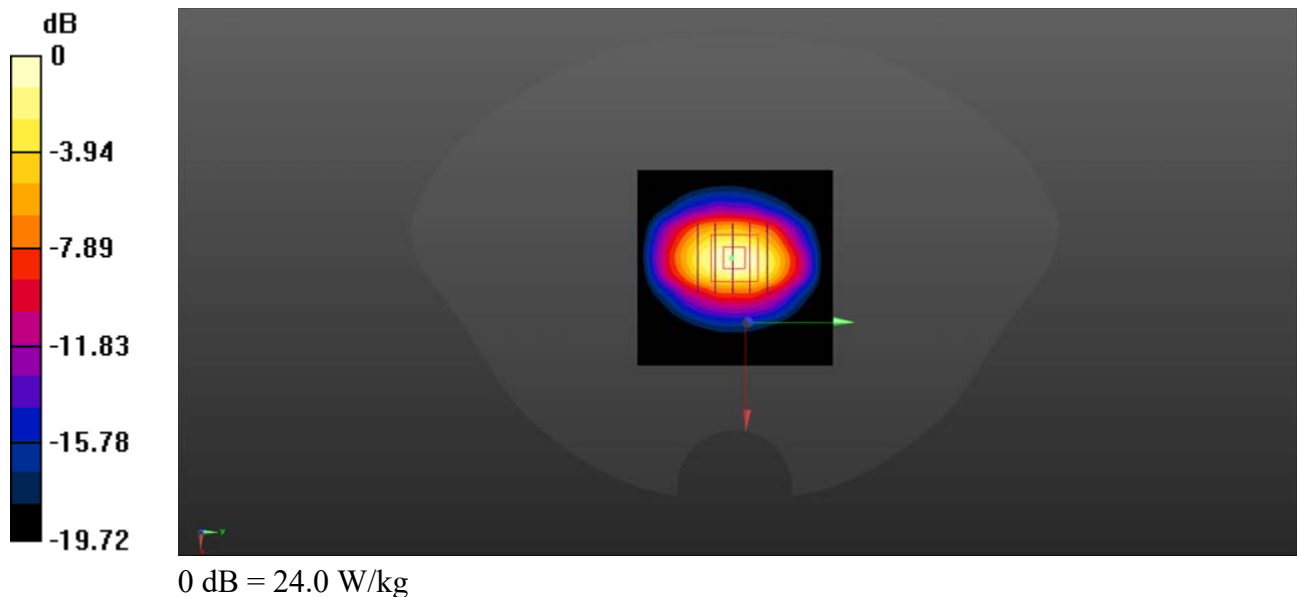
Communication System: UID 0, CW (0); Frequency: 2000 MHz; Duty Cycle: 1:1  
Medium: HSL\_2000 Medium parameters used:  $f = 2000$  MHz;  $\sigma = 1.456$  S/m;  $\epsilon_r = 39.425$ ;  $\rho = 1000$  kg/m<sup>3</sup>  
Ambient Temperature : 23.2 °C; Liquid Temperature : 22.2 °C

### DASY5 Configuration:

- Probe: EX3DV4 - SN3823; ConvF(7.68, 7.68, 7.68) @ 2000 MHz; Calibrated: 2023.09.14
- Sensor-Surface: 2mm (Mechanical Surface Detection)
- Electronics: DAE4 Sn480; Calibrated: 2023.09.19
- Phantom: Twin-SAM; Type: QD 000 P41 Ax; Serial: 2020
- Measurement SW: DASY52, Version 52.10 (4); SEMCAD X Version 14.6.14 (7483)

**CW2000/Area Scan (61x61x1):** Interpolated grid: dx=1.500 mm, dy=1.500 mm  
Maximum value of SAR (interpolated) = 24.0 W/kg

**CW2000/Zoom Scan (5x5x7)/Cube 0:** Measurement grid: dx=8mm, dy=8mm, dz=5mm  
Reference Value = 103.3 V/m; Power Drift = -0.09 dB  
Peak SAR (extrapolated) = 33.1 W/kg  
**SAR(1 g) = 10.58 W/kg; SAR(10 g) = 5.43 W/kg**  
Maximum value of SAR (measured) = 24.0 W/kg





Test Laboratory: Shenzhen Morlab Communications Technology Co., Ltd.

Date: 2024.04.27

## System Check\_2450MHz\_Head

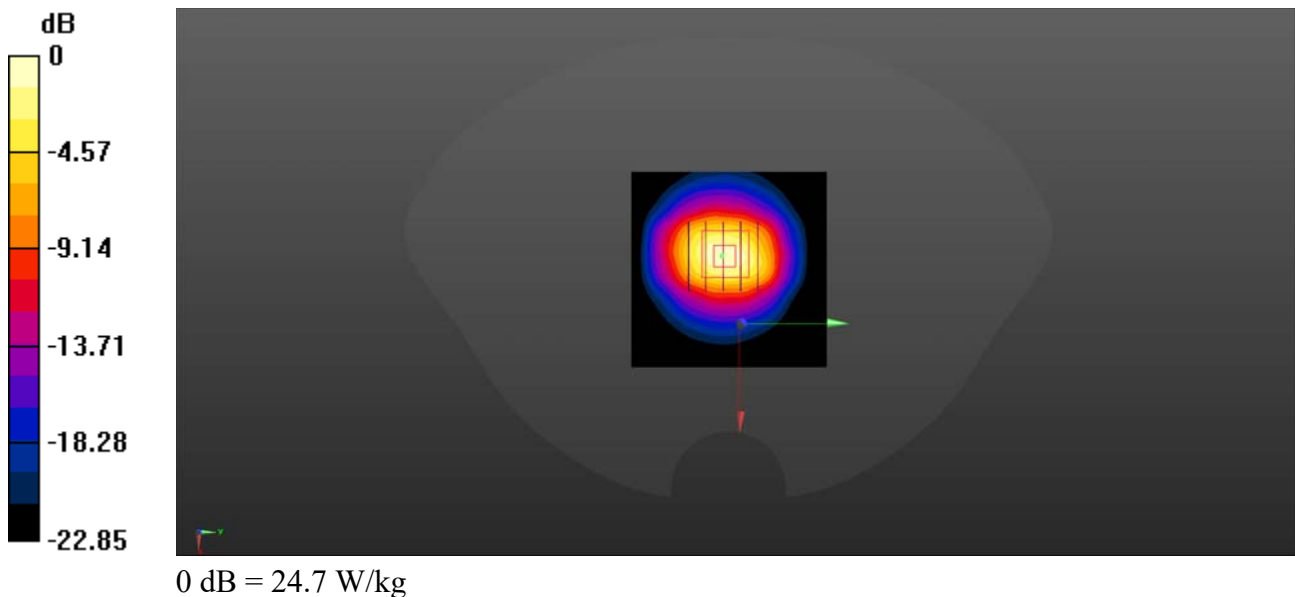
Communication System: UID 0, CW (0); Frequency: 2450 MHz; Duty Cycle: 1:1  
Medium: HSL\_2450 Medium parameters used:  $f = 2450$  MHz;  $\sigma = 1.817$  S/m;  $\epsilon_r = 38.801$ ;  $\rho = 1000$  kg/m<sup>3</sup>  
Ambient Temperature : 23.2 °C; Liquid Temperature : 22.3 °C

### DASY5 Configuration:

- Probe: EX3DV4 - SN3823; ConvF(7.22, 7.22, 7.22) @ 2450 MHz; Calibrated: 2023.09.14
- Sensor-Surface: 2mm (Mechanical Surface Detection)
- Electronics: DAE4 Sn480; Calibrated: 2023.09.19
- Phantom: Twin-SAM; Type: QD 000 P41 Ax; Serial: 2020
- Measurement SW: DASY52, Version 52.10 (4); SEMCAD X Version 14.6.14 (7483)

**CW2450/Area Scan (71x71x1):** Interpolated grid: dx=1.200 mm, dy=1.200 mm  
Maximum value of SAR (interpolated) = 24.0 W/kg

**CW2450/Zoom Scan (7x7x7)/Cube 0:** Measurement grid: dx=5mm, dy=5mm, dz=5mm  
Reference Value = 85.47 V/m; Power Drift = 0.01 dB  
Peak SAR (extrapolated) = 34.5 W/kg  
**SAR(1 g) = 13.25 W/kg; SAR(10 g) = 6.14 W/kg**  
Maximum value of SAR (measured) = 24.7 W/kg



Test Laboratory: Shenzhen Morlab Communications Technology Co., Ltd.

Date: 2024.04.29

## System Check\_5250MHz\_Head

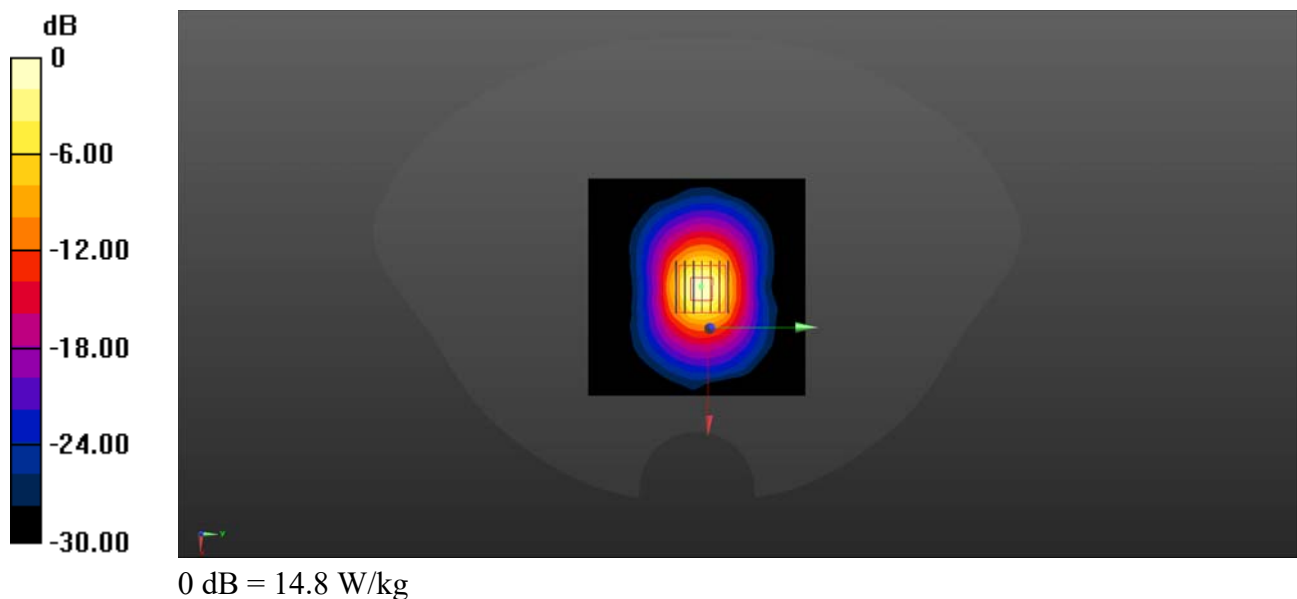
Communication System: UID 0, CW (0); Frequency: 5250 MHz; Duty Cycle: 1:1  
Medium: HSL\_5250 Medium parameters used:  $f = 5250$  MHz;  $\sigma = 4.652$  S/m;  $\epsilon_r = 36.205$ ;  $\rho = 1000$  kg/m<sup>3</sup>  
Ambient Temperature : 23.2 °C; Liquid Temperature : 22.4 °C

### DASY5 Configuration:

- Probe: EX3DV4 - SN3823; ConvF(5.21, 5.21, 5.21) @ 5250 MHz; Calibrated: 2023.09.14
- Sensor-Surface: 2mm (Mechanical Surface Detection)
- Electronics: DAE4 Sn480; Calibrated: 2023.09.19
- Phantom: Twin-SAM; Type: QD 000 P41 Ax; Serial: 2020
- Measurement SW: DASY52, Version 52.10 (4); SEMCAD X Version 14.6.14 (7483)

**CW5250/Area Scan (101x101x1):** Interpolated grid: dx=1.000 mm, dy=1.000 mm  
Maximum value of SAR (interpolated) = 16.5 W/kg

**CW5250/Zoom Scan (7x7x13)/Cube 0:** Measurement grid: dx=4mm, dy=4mm, dz=2mm  
Reference Value = 65.37 V/m; Power Drift = 0.10 dB  
Peak SAR (extrapolated) = 35.4 W/kg  
**SAR(1 g) = 8.04 W/kg; SAR(10 g) = 2.36 W/kg**  
Maximum value of SAR (measured) = 14.8 W/kg



Test Laboratory: Shenzhen Morlab Communications Technology Co., Ltd.

Date: 2024.04.30

## System Check\_5250MHz\_Head

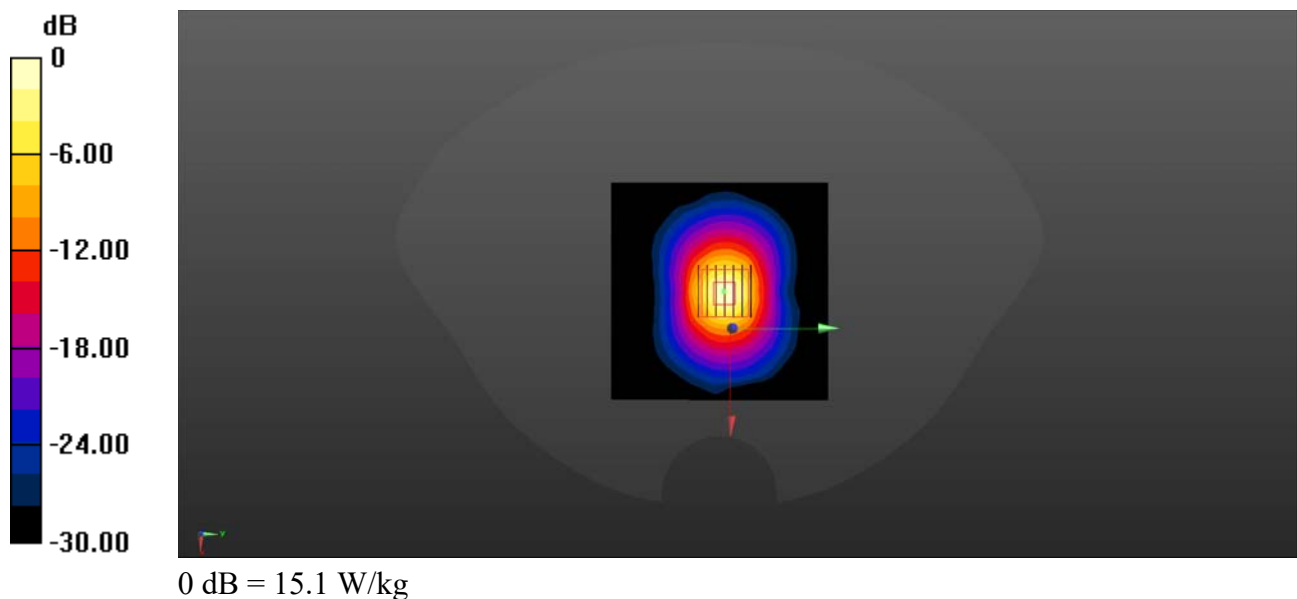
Communication System: UID 0, CW (0); Frequency: 5250 MHz; Duty Cycle: 1:1  
Medium: HSL\_5250 Medium parameters used:  $f = 5250$  MHz;  $\sigma = 4.703$  S/m;  $\epsilon_r = 36.305$ ;  $\rho = 1000$  kg/m<sup>3</sup>  
Ambient Temperature : 23.2 °C; Liquid Temperature : 22.2 °C

### DASY5 Configuration:

- Probe: EX3DV4 - SN3823; ConvF(5.21, 5.21, 5.21) @ 5250 MHz; Calibrated: 2023.09.14
- Sensor-Surface: 2mm (Mechanical Surface Detection)
- Electronics: DAE4 Sn480; Calibrated: 2023.09.19
- Phantom: Twin-SAM; Type: QD 000 P41 Ax; Serial: 2020
- Measurement SW: DASY52, Version 52.10 (4); SEMCAD X Version 14.6.14 (7483)

**CW5250/Area Scan (101x101x1):** Interpolated grid: dx=1.000 mm, dy=1.000 mm  
Maximum value of SAR (interpolated) = 15.21 W/kg

**CW5250/Zoom Scan (7x7x13)/Cube 0:** Measurement grid: dx=4mm, dy=4mm, dz=2mm  
Reference Value = 58.08 V/m; Power Drift = 0.04 dB  
Peak SAR (extrapolated) = 28.58 W/kg  
**SAR(1 g) = 8.17 W/kg; SAR(10 g) = 2.42 W/kg**  
Maximum value of SAR (measured) = 15.1 W/kg



Test Laboratory: Shenzhen Morlab Communications Technology Co., Ltd.

Date: 2024.05.01

## System Check\_5600MHz\_Head


Communication System: UID 0, CW (0); Frequency: 5600 MHz; Duty Cycle: 1:1  
Medium: HSL\_5600 Medium parameters used:  $f = 5600$  MHz;  $\sigma = 4.944$  S/m;  $\epsilon_r = 36.163$ ;  $\rho = 1000$  kg/m<sup>3</sup>  
Ambient Temperature : 23.2 °C; Liquid Temperature : 22.4 °C

### DASY5 Configuration:

- Probe: EX3DV4 - SN3823; ConvF(4.55, 4.55, 4.55) @ 5600 MHz; Calibrated: 2023.09.14
- Sensor-Surface: 2mm (Mechanical Surface Detection)
- Electronics: DAE4 Sn480; Calibrated: 2023.09.19
- Phantom: Twin-SAM; Type: QD 000 P41 Ax; Serial: 2020
- Measurement SW: DASY52, Version 52.10 (4); SEMCAD X Version 14.6.14 (7483)

**CW5600/Area Scan (101x101x1):** Interpolated grid: dx=1.000 mm, dy=1.000 mm  
Maximum value of SAR (interpolated) = 11.25 W/kg

**CW5600/Zoom Scan (7x7x13)/Cube 0:** Measurement grid: dx=4mm, dy=4mm, dz=2mm  
Reference Value = 43.19 V/m; Power Drift = 0.05 dB  
Peak SAR (extrapolated) = 37.6 W/kg  
**SAR(1 g) = 7.78 W/kg; SAR(10 g) = 2.16 W/kg**  
Maximum value of SAR (measured) = 10.8 W/kg



Test Laboratory: Shenzhen Morlab Communications Technology Co., Ltd.

Date: 2024.05.03

## System Check\_5750MHz\_Head

Communication System: UID 0, CW (0); Frequency: 5750 MHz; Duty Cycle: 1:1  
Medium: HSL\_5750 Medium parameters used:  $f = 5750$  MHz;  $\sigma = 5.319$  S/m;  $\epsilon_r = 35.752$ ;  $\rho = 1000$  kg/m<sup>3</sup>  
Ambient Temperature : 23.2 °C; Liquid Temperature : 22.4 °C

### DASY5 Configuration:

- Probe: EX3DV4 - SN3823; ConvF(4.62, 4.62, 4.62) @ 5750 MHz; Calibrated: 2023.09.14
- Sensor-Surface: 2mm (Mechanical Surface Detection)
- Electronics: DAE4 Sn480; Calibrated: 2023.09.19
- Phantom: Twin-SAM; Type: QD 000 P41 Ax; Serial: 2020
- Measurement SW: DASY52, Version 52.10 (4); SEMCAD X Version 14.6.14 (7483)

**CW5750/Area Scan (101x101x1):** Interpolated grid: dx=1.000 mm, dy=1.000 mm  
Maximum value of SAR (interpolated) = 21.8 W/kg

**CW5750/Zoom Scan (7x7x13)/Cube 0:** Measurement grid: dx=4mm, dy=4mm, dz=2mm  
Reference Value = 46.88 V/m; Power Drift = 0.11 dB  
Peak SAR (extrapolated) = 42.2 W/kg  
**SAR(1 g) = 8.21 W/kg; SAR(10 g) = 2.4 W/kg**  
Maximum value of SAR (measured) = 20.5 W/kg

