



TEST REPORT

APPLICANT : Reliance Communications LLC

PRODUCT NAME : Orbic Q10

MODEL NAME : RC609L

BRAND NAME : Orbic

FCC ID : 2ABGH-RC609LTM

STANDARD(S) : 47 CFR Part 2
47 CFR Part 22 Subpart H
47 CFR Part 24 Subpart E
47 CFR Part 27 Subpart L

RECEIPT DATE : 2022-03-31

TEST DATE : 2022-04-07 to 2022-04-26

ISSUE DATE : 2022-06-02

Edited by: Peng Mi
Peng Mi (Rapporteur)

Approved by: Shen Junsheng
Shen Junsheng (Supervisor)

NOTE: This document is issued by Shenzhen Morlab Communications Technology Co., Ltd., the test report shall not be reproduced except in full without prior written permission of the company. The test results apply only to the particular sample(s) tested and to the specific tests carried out which is available on request for validation and information confirmed at our website.





DIRECTORY

- 1. Technical Information 3**
- 1.1. Applicant and Manufacturer Information 3**
- 1.2. Equipment Under Test (EUT) Description 3**
- 1.3. Maximum E.R.P./E.I.R.P. and Emission Designator 5**
- 1.4. Test Standards and Results 6**
- 1.5. Environmental Conditions 7**
- 2. 47 CFR Part 2, Part 22H , 24E&27L Requirements 8**
- 2.1. Conducted RF Output Power 8**
- 2.2. Peak to Average Ratio 12**
- 2.3. Occupied Bandwidth 18**
- 2.4. Frequency Stability 27**
- 2.5. Conducted Out of Band Emissions 32**
- 2.6. Band Edge 40**
- 2.7. Determining E.R.P. and/or E.I.R.P. from conducted RF output power measurements 44**
- 2.8. Radiated Out of Band Emissions 49**
- Annex A Test Uncertainty 94**
- Annex B Testing Laboratory Information 95**

Change History		
Version	Date	Reason for change
1.0	2022-05-23	First edition
2.0	2022-06-02	Changed product name and replaced the test report version 1.0.





1. Technical Information

Note: Provide by applicant.

1.1. Applicant and Manufacturer Information

Applicant:	Reliance Communications LLC
Applicant Address:	91 Colin Drive, Unit 1, HOLBROOK, New York 11741, United States
Manufacturer:	Unimaxcomm
Manufacturer Address:	35F, HBC HuiLong Center Building-II Minzhi Street, Longhua, Shenzhen, P.R. China 518110

1.2. Equipment Under Test (EUT) Description

Product Name:	Orbic Q10	
Sample No.:	6#	
Hardware Version:	V1.0	
Software Version:	ORB609L_v1.0.2_BTM-ST	
Modulation Type:	GSM/GPRS Mode with GMSK Modulation EDGE Mode with 8PSK Modulation WCDMA Mode with QPSK Modulation HSDPA Mode with QPSK Modulation HSUPA Mode with QPSK Modulation HSPA+ Mode with 16QAM Modulation	
Operating Frequency Range:	GSM 850MHz	Tx: 824MHz-849MHz
		Rx: 869MHz-894MHz
	GSM 1900MHz	Tx: 1850MHz-1910MHz
		Rx: 1930MHz-1990MHz
	WCDMA Band V	Tx: 824MHz-849MHz
		Rx: 869MHz-894MHz
WCDMA Band IV	Tx: 1710MHz-1755MHz	
	Rx: 2110MHz-2155MHz	
WCDMA Band II	Tx: 1850MHz-1910MHz	
	Rx: 1930MHz-1990MHz	



Antenna Type:	Fixed Internal Antenna	
Antenna Gain:	GSM 850:	-2.14dBi
	GSM1900:	1.08dBi
	WCDMA Band V:	-2.14dBi
	WCDMA Band IV:	1.67dBi
	WCDMA Band II:	1.08dBi
Accessory Information:	Battery	
	Brand Name:	N/A
	Model No.:	BTE-3402
	Serial No.:	N/A
	Capacity:	3400mAh
	Rated Voltage:	3.8V
	Charge Limit:	4.35V
	Manufacturer:	Phenix New Energy(Hui Zhou)Co.,Ltd.
	AC Adapter	
	Brand Name:	N/A
	Model No.:	TPA-23A050200UU01
	Serial No.:	N/A
	Rated Output:	5V=2000mA
	Rated Input:	100-240V~50/60Hz, 0.3A
	Manufacturer:	Shenzhen Tianyin Electronics Co.,Ltd.

Note 1: The transmitter (Tx) frequency arrangement of the Cellular 850MHz band used by the EUT can be represented with the formula $F(n)=824.2+0.2*(n-128)$, $128 \leq n \leq 251$; the lowest, middle, highest channel numbers (ARFCHs) used and tested in this report are separately 128 (824.2MHz), 189 (836.4MHz) and 251 (848.8MHz).

Note 2: The transmitter (Tx) frequency arrangement of the PCS 1900MHz band used by the EUT can be represented with the formula $F(n)=1850.2+0.2*(n-512)$, $512 \leq n \leq 810$; the lowest, middle and highest channel numbers (ARFCHs) used and tested in this report are separately 512 (1850.2MHz), 661 (1880.0MHz) and 810 (1909.8MHz).

Note 3: The transmitter (Tx) frequency arrangement of the WCDMA Band V used by the EUT can be represented with the formula $F(n)=826.4+0.2*(n-4132)$, $4132 \leq n \leq 4233$; the lowest, middle and highest channel numbers (ARFCHs) used and tested in this report are separately 4132 (826.4MHz), 4182(836.4MHz) and 4233 (846.6MHz).

Note 4: The transmitter (Tx) frequency arrangement of the WCDMA IV band used by the EUT can be represented with the formula $F(n)=1712.4+0.2*(n-1312)$, $1312 \leq n \leq 1513$; the lowest, middle and highest channel numbers (ARFCHs) used and tested in this report are separately 1312 (1712.4MHz), 1413 (1732.6MHz) and 1513 (1752.6MHz).

Note 5: The transmitter (Tx) frequency arrangement of the WCDMA Band II used by the EUT can





be represented with the formula $F(n)=1852.4+0.2*(n-9262)$, $9262 \leq n \leq 9538$; the lowest, middle and highest channel numbers (ARFCHs) used and tested in this report are separately 9262 (1852.4MHz), 9400 (1880MHz) and 9538 (1907.6MHz).

Note 6: All test modes and data rates were considered and evaluated respectively by performing full test. Test modes are chosen to be reported as the worst case below:

- GSM mode and EDGE mode for GSM 850;
- GSM mode and EDGE mode for GSM 1900;
- WCDMA mode for WCDMA band V;
- WCDMA mode for WCDMA band IV;
- WCDMA mode for WCDMA band II;

Note 7: For a more detailed description, please refer to Specification or User’s Manual supplied by the applicant and/or manufacturer.

1.3. Maximum E.R.P./E.I.R.P. and Emission Designator

Test Mode	Maximum E.R.P./E.I.R.P. (W)	Emission Designator
GSM850(GSM)	0.524	246KGXW
GSM850(EDGE)	0.152	249KG7W
GSM1900(GSM)	1.151	248KGXW
GSM1900(EDGE)	0.472	249KG7W
WCDMA Band V	0.068	4M16F9W
WCDMA Band IV	0.305	4M15F9W
WCDMA Band II	0.226	4M16F9W





1.4. Test Standards and Results

The objective of the report is to perform testing according to 47 CFR Part 2, Part 22, Part 24 and Part 27 for the EUT FCC ID Certification:

No.	Identity	Document Title
1	47 CFR Part 2 (10-1-12 Edition)	Frequency Allocations and Radio Treaty Matters; General Rules and Regulations
2	47 CFR Part 22 (10-1-12 Edition)	Public Mobile Services
3	47 CFR Part 24 (10-1-12 Edition)	Personal Communications Services
4	47 CFR Part 27 (10-1-12 Edition)	Miscellaneous Wireless Communications Services

Test detailed items/section required by FCC rules and results are as below:

No.	Section	Description	Test Date	Test Engineer	Result	Method determination/ Remark
1	2.1046	Conducted RF Output Power	Apr. 13, 2022	Chen Hao	PASS	No deviation
2	24.232(d)	Peak -Average Ratio	Apr. 13, 2022	Li Huaijie	PASS	No deviation
3	2.1049	Occupied Bandwidth	Apr. 13, 2022	Li Huaijie	PASS	No deviation
4	2.1055, 22.355, 24.235, 27.54	Frequency Stability	Apr. 26, 2022	Li Huaijie	PASS	No deviation
5	2.1051, 22.917(a), 24.238(a), 27.53(h)	Conducted Out of Band Emissions	Apr. 13, 2022	Li Huaijie	PASS	No deviation
6	2.1051, 22.917(a), 24.238(a), 27.53(h)	Band Edge	Apr. 13, 2022	Li Huaijie	PASS	No deviation
7	22.913(a), 24.232(c) 27.50(d)	Transmitter Radiated Power (EIPR/E.R.P.)	Apr. 26, 2022	Li Huaijie	PASS	No deviation
8	2.1053,	Radiated Out	Apr. 12, 2022	Li Hanbing	PASS	No deviation





	22.917(a), 24.238(a), 27.53(h)	of Band Emissions				
--	--------------------------------------	----------------------	--	--	--	--

Note 1: The tests were performed according to the method of measurements prescribed in KDB971168 D01 v03r01 and ANSI/TIA-603-E-2016.

Note 2: The path loss during the RF test is calibrated to correct the results by the offset setting in the test equipments. The ref offset 24.5dB contains two parts that cable loss 14.5dB and Attenuator 10dB.

Note 3: Additions to, deviation, or exclusions from the method shall be judged in the "method determination" column of add, deviate or exclude from the specific method shall be explained in the "Remark" of the above table.

Note 4: When the test result is a critical value, we will use the measurement uncertainty give the judgment result based on the 95% confidence intervals.

1.5. Environmental Conditions

During the measurement, the environmental conditions were within the listed ranges:

Temperature (°C):	15-35
Relative Humidity (%):	30-60
Atmospheric Pressure (kPa):	86-106



2.47 CFR Part 2, Part 22H , 24E&27L Requirements

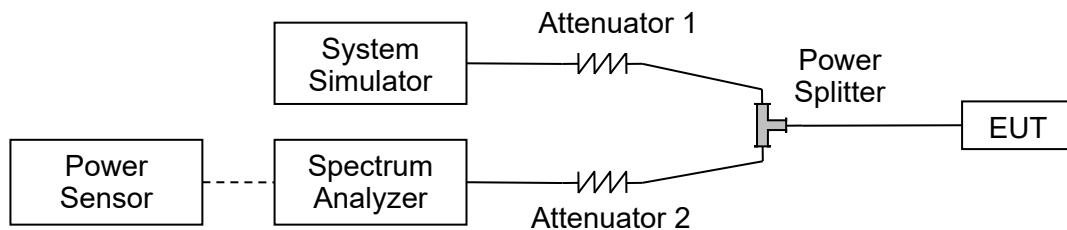
2.1. Conducted RF Output Power

2.1.1. Requirement

According to FCC section 2.1046(a), for transmitters other than single sideband, independent sideband and controlled carrier radiotelephone, power output shall be measured at the RF output terminals when the transmitter is adjusted in accordance with the tune-up procedure to give the values of current and voltage on the circuit elements specified in FCC section 2.1033(c)(8).

2.1.2. Test Description

Test Setup:



The EUT is coupled to the Spectrum Analyzer (SA) and the System Simulator (SS) with Attenuators through the Power Splitter; the RF load attached to the EUT antenna terminal is 50Ohm; the path loss as the factor is calibrated to correct the reading. The EUT is commanded by the SS to operate at the maximum output power i.e. Power Control Level (PCL) = 5 and Power Class = 4. A call is established between the EUT and the SS.



**2.1.3.Test Results**

GSM850	Average Power (dBm)		
TX Channel	128	189	251
Frequency (MHz)	824.2	836.4	848.8
GSM 1 Tx slot	31.36	31.48	31.40
GPRS 1 Tx slot	31.36	31.47	31.41
GPRS 2 Tx slots	29.52	29.56	29.48
GPRS 3 Tx slots	27.32	27.44	27.41
GPRS 4 Tx slots	26.18	26.24	26.21
EDGE 1 Tx slot	26.12	26.10	26.11
EDGE 2 Tx slots	25.47	25.55	25.49
EDGE 3 Tx slots	23.34	23.42	23.52
EDGE 4 Tx slots	20.61	20.59	20.64

GSM1900	Average Power (dBm)		
TX Channel	512	661	810
Frequency (MHz)	1850.2	1880	1909.8
GSM 1 Tx slot	29.45	29.52	29.45
GPRS 1 Tx slot	29.46	29.53	29.47
GPRS 2 Tx slots	26.45	26.36	26.33
GPRS 3 Tx slots	24.50	24.55	24.43
GPRS 4 Tx slots	23.16	23.17	23.12
EDGE 1 Tx slot	25.66	25.47	25.61
EDGE 2 Tx slots	24.62	24.52	24.56
EDGE 3 Tx slots	23.26	23.20	23.18
EDGE 4 Tx slots	22.55	22.46	22.41





WCDMA Band V	Average Power (dBm)		
	4132	4182	4233
TX Channel	4132	4182	4233
Frequency (MHz)	826.4	836.4	846.6
RMC 12.2Kbps	22.56	22.61	22.51
HSDPA Subtest-1	20.26	20.25	20.34
HSDPA Subtest-2	19.31	19.25	19.41
HSDPA Subtest-3	18.50	18.46	18.57
HSDPA Subtest-4	18.36	18.35	18.47
DC-HSDPA Subtest-1	20.34	20.34	20.39
DC-HSDPA Subtest-2	19.18	19.16	19.24
DC-HSDPA Subtest-3	18.31	18.27	18.30
DC-HSDPA Subtest-4	18.38	18.36	18.38
HSUPA Subtest-1	19.31	19.30	19.39
HSUPA Subtest-2	19.28	19.26	19.35
HSUPA Subtest-3	19.00	19.00	19.06
HSUPA Subtest-4	20.23	20.27	20.32
HSUPA Subtest-5	19.20	19.18	19.29
HSPA+ (16QAM) Subtest-1	18.51	18.47	18.51

WCDMA Band IV	Average Power (dBm)		
	1312	1413	1513
TX Channel	1312	1413	1513
Frequency (MHz)	1712.4	1732.6	1752.6
RMC 12.2Kbps	23.11	23.18	23.14
HSDPA Subtest-1	19.76	19.91	19.99
HSDPA Subtest-2	18.79	18.94	19.02
HSDPA Subtest-3	17.96	18.13	18.20
HSDPA Subtest-4	17.87	18.03	18.09
DC-HSDPA Subtest-1	19.90	20.00	20.13
DC-HSDPA Subtest-2	18.70	18.88	18.92
DC-HSDPA Subtest-3	17.79	18.00	18.00
DC-HSDPA Subtest-4	17.91	18.09	18.14
HSUPA Subtest-1	18.75	18.96	19.07
HSUPA Subtest-2	18.75	18.94	19.05
HSUPA Subtest-3	18.45	18.66	18.63
HSUPA Subtest-4	19.73	19.91	19.95
HSUPA Subtest-5	18.66	18.86	18.86
HSPA+ (16QAM) Subtest-1	18.13	18.27	18.23





WCDMA Band II	Average Power (dBm)		
	9262	9400	9538
TX Channel	9262	9400	9538
Frequency (MHz)	1852.4	1880.0	1907.6
RMC 12.2Kbps	22.39	22.47	22.41
HSDPA Subtest-1	19.44	19.61	19.47
HSDPA Subtest-2	18.48	18.62	18.53
HSDPA Subtest-3	17.67	17.85	17.71
HSDPA Subtest-4	17.58	17.73	17.63
DC-HSDPA Subtest-1	19.46	19.61	19.60
DC-HSDPA Subtest-2	18.30	18.45	18.41
DC-HSDPA Subtest-3	17.43	17.52	17.60
DC-HSDPA Subtest-4	17.52	17.67	17.62
HSUPA Subtest-1	18.50	18.57	18.50
HSUPA Subtest-2	18.48	18.56	18.48
HSUPA Subtest-3	18.20	18.31	18.20
HSUPA Subtest-4	19.44	19.56	19.43
HSUPA Subtest-5	18.45	18.51	18.38
HSPA+ (16QAM) Subtest-1	17.71	17.72	17.67



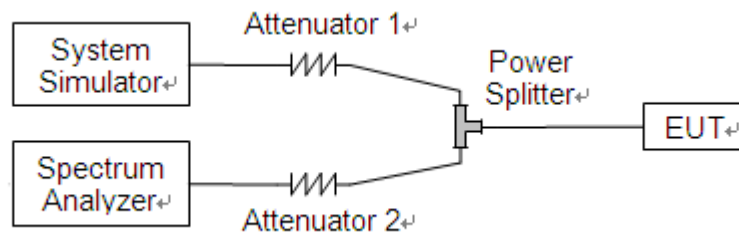
2.2. Peak to Average Ratio

2.2.1. Requirement

According to FCC 24.232(d) and 27.50(d), the peak-to-average ratio (PAR) of the transmission may not exceed 13 dB.

2.2.2. Test Description

Test Setup:



The EUT is coupled to the Spectrum Analyzer (SA) and the System Simulator (SS) with Attenuators through the Power Splitter; the RF load attached to the EUT antenna terminal is 50Ohm; the path loss as the factor is calibrated to correct the reading. The EUT is commanded by the SS to operate at the maximum output power i.e. Power Control Level (PCL) = 5 and Power Class = 4. A call is established between the EUT and the SS.

2.2.3. Test procedure

1. For GSM/EDGE operating mode:
 - a. Set RBW=1MHz, VBW=3MHz, peak detector in spectrum analyzer.
 - b. Set EUT in maximum output power, and triggered the bust signal.
 - c. Measured respectively the peak level and mean level, and the deviation was recorded as Peak to Average ratio.
2. For UMTS operating mode:
 - a. Set the CCDF (Complementary Cumulative Distribution Function) option in spectrum analyzer.
 - b. The highest RF powers were measured and recorded the maximum PAPR level associated with a probability of 0.1%.



**2.2.4. Test Result****A. Test Verdict:**

GSM1900					
Mode	Channel	Frequency (MHz)	Peak to Average ratio (dB)	Limit (dB)	Verdict
GSM	512	1850.2	0.036	13	PASS
	661	1880.0	0.019		PASS
	810	1909.8	0.021		PASS
EDGE	512	1850.2	0.081		PASS
	661	1880.0	0.082		PASS
	810	1909.8	0.029		PASS

WCDMA Band IV					
Mode	Channel	Frequency (MHz)	Peak to Average ratio (dB)	Limit (dB)	Verdict
WCDMA	1312	1712.4	2.97	13	PASS
	1413	1732.6	3.04		PASS
	1513	1752.6	2.94		PASS

WCDMA Band II					
Mode	Channel	Frequency (MHz)	Peak to Average ratio (dB)	Limit (dB)	Verdict
WCDMA	9262	1852.4	2.98	13	PASS
	9400	1880.0	3.03		PASS
	9538	1907.6	2.98		PASS





GSM1900(GSM), CH512, 1850.2MHz



GSM1900(GSM), CH661, 1880.0MHz



GSM1900(GSM), CH810, 1909.8MHz





GSM1900(EDGE), CH512, 1850.2MHz



GSM1900(EDGE), CH661, 1880.0MHz

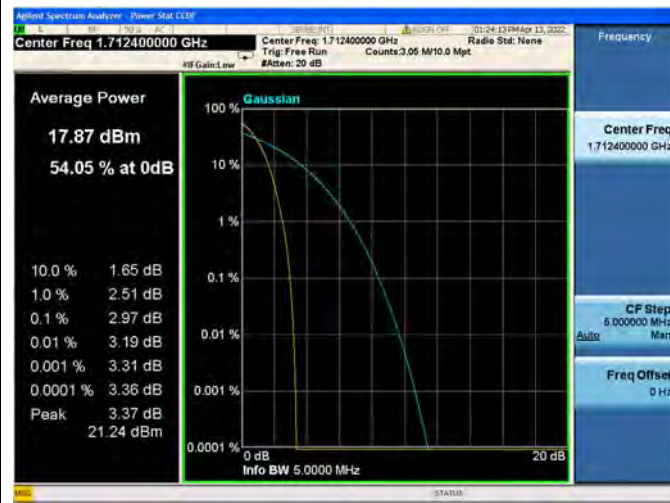


GSM1900(EDGE), CH810, 1909.8MHz





WCDMA Band IV, CH1312, 1712.4MHz



WCDMA Band IV, CH1413, 1732.6MHz



WCDMA Band IV, CH1513, 1752.6MHz





WCDMA Band II, CH9262, 1852.4MHz



WCDMA Band II, CH9400, 1880.0MHz



WCDMA Band II, CH9538, 1907.6MHz



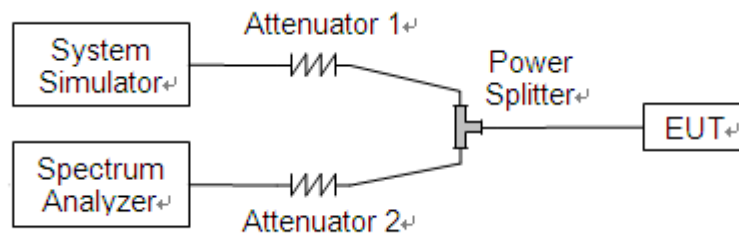
2.3. Occupied Bandwidth

2.3.1. Requirement

According to FCC section 2.1049, the occupied bandwidth is the frequency bandwidth such that, below its lower and above its upper frequency limits, the mean powers radiated are each equal to 0.5 percent of the total mean power radiated by a given emission. Occupied bandwidth is also known as the 99% emission bandwidth.

2.3.2. Test Description

Test Setup:



The EUT is coupled to the Spectrum Analyzer (SA) and the System Simulator (SS) with Attenuators through the Power Splitter; the RF load attached to the EUT antenna terminal is 50Ohm; the path loss as the factor is calibrated to correct the reading. The EUT is commanded by the SS to operate at the maximum output power i.e. Power Control Level (PCL) = 5 and Power Class = 4. A call is established between the EUT and the SS.



2.3.3.Test Result

GSM850				
Mode	Channel	Frequency (MHz)	99% Occupied Bandwidth (kHz)	26dB Bandwidth (kHz)
GSM	128	824.2	237.84	317.2
	189	836.4	246.05	315.0
	251	848.8	245.49	317.9
EDGE	128	824.2	246.99	301.2
	189	836.4	244.85	301.1
	251	848.8	249.30	304.9

GSM1900				
Mode	Channel	Frequency (MHz)	99% Occupied Bandwidth (kHz)	26dB Bandwidth (kHz)
GSM	512	1850.2	247.55	311.4
	661	1880.0	242.82	311.4
	810	1909.8	244.62	316.6
EDGE	512	1850.2	248.76	312.9
	661	1880.0	241.49	302.9
	810	1909.8	241.88	299.3

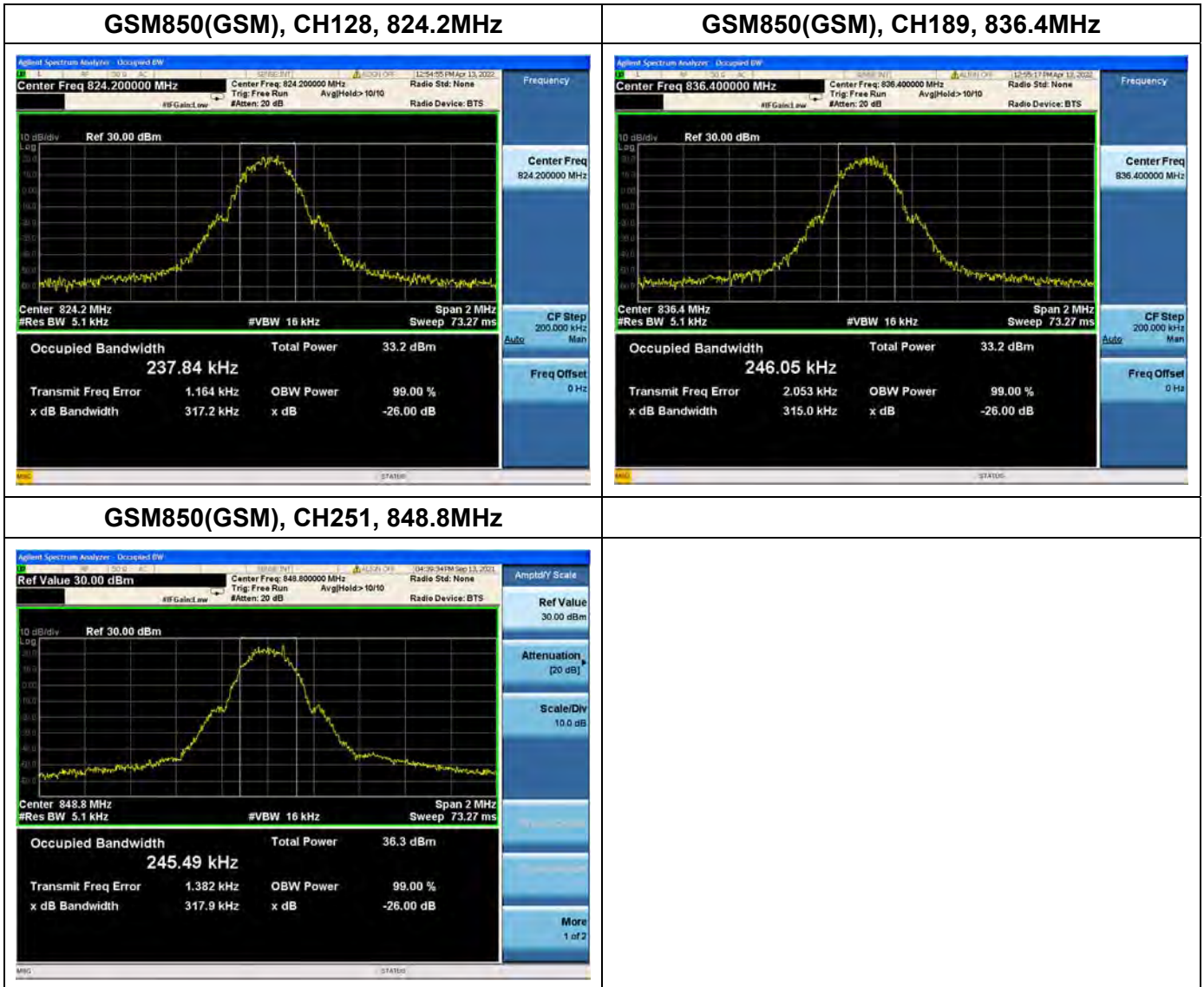
WCDMA Band V				
Mode	Channel	Frequency (MHz)	99% Occupied Bandwidth (MHz)	26dB Bandwidth (MHz)
WCDMA	4132	826.4	4.13	4.74
	4182	836.4	4.14	4.73
	4233	846.6	4.16	4.73

WCDMA Band IV				
Mode	Channel	Frequency (MHz)	99% Occupied Bandwidth (MHz)	26dB Bandwidth (MHz)
WCDMA	1312	1712.4	4.14	4.72
	1413	1732.6	4.15	4.74
	1513	1752.6	4.12	4.74





WCDMA Band II				
Mode	Channel	Frequency (MHz)	99% Occupied Bandwidth (MHz)	26dB Bandwidth (MHz)
WCDMA	9262	1852.4	4.14	4.71
	9400	1880.0	4.15	4.72
	9538	1907.6	4.16	4.73

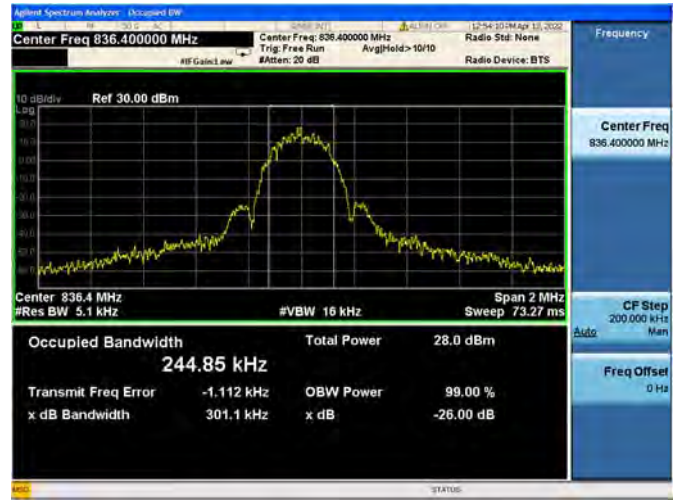




GSM850(EDGE), CH128, 824.2MHz



GSM850(EDGE), CH189, 836.4MHz

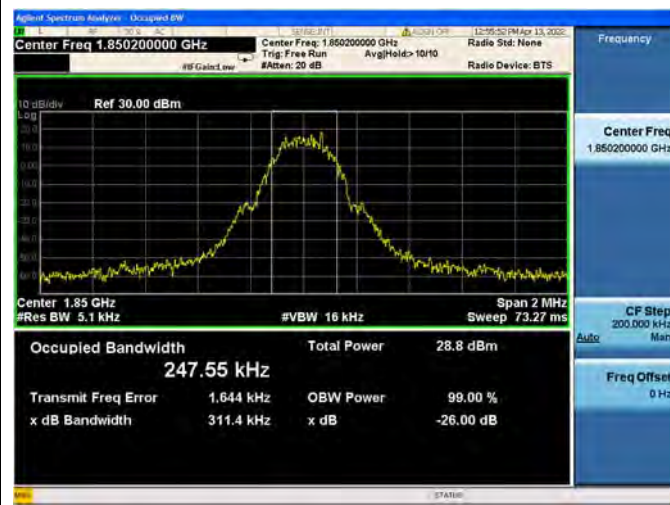


GSM850(EDGE), CH251, 848.8MHz

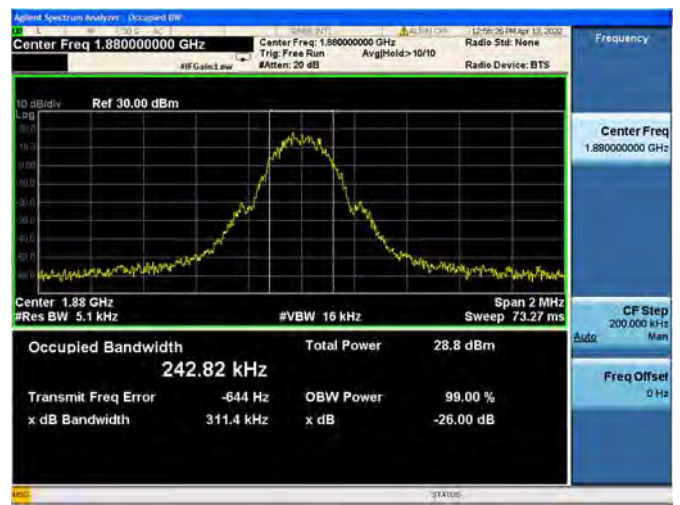




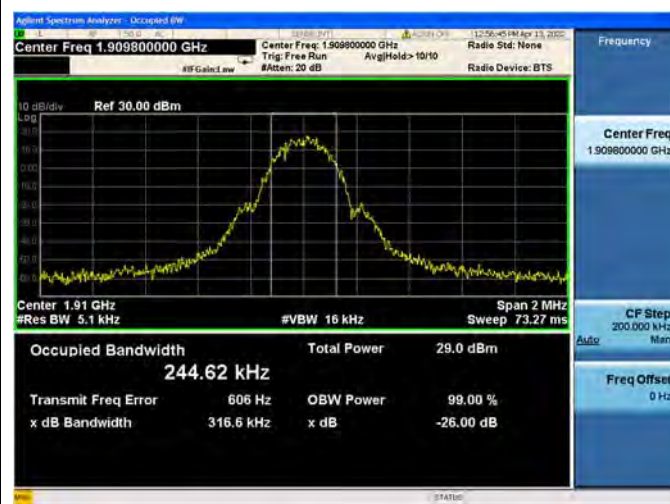
GSM1900(GSM), CH512, 1850.2MHz



GSM1900(GSM), CH661, 1880.0MHz

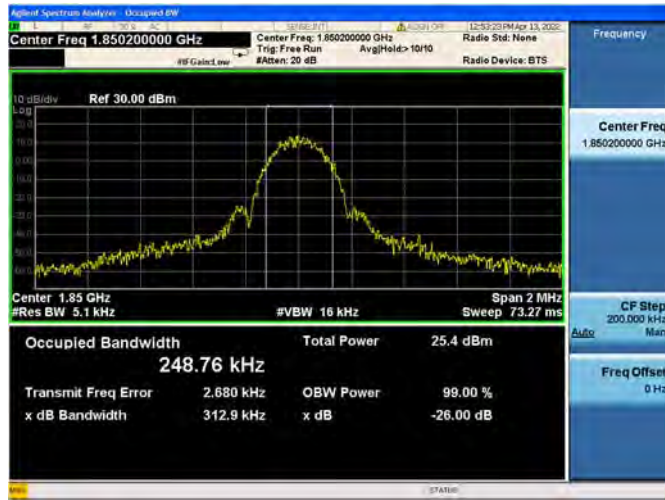


GSM1900(GSM), CH810, 1909.8MHz

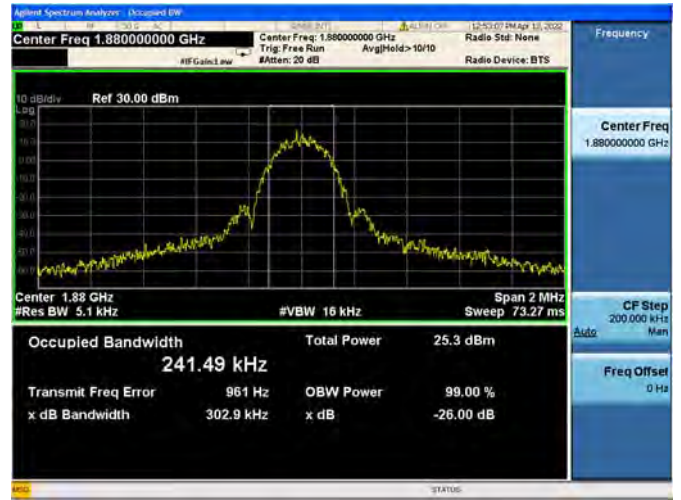




GSM1900(EDGE), CH512, 1850.2MHz



GSM1900(EDGE), CH661, 1880.0MHz

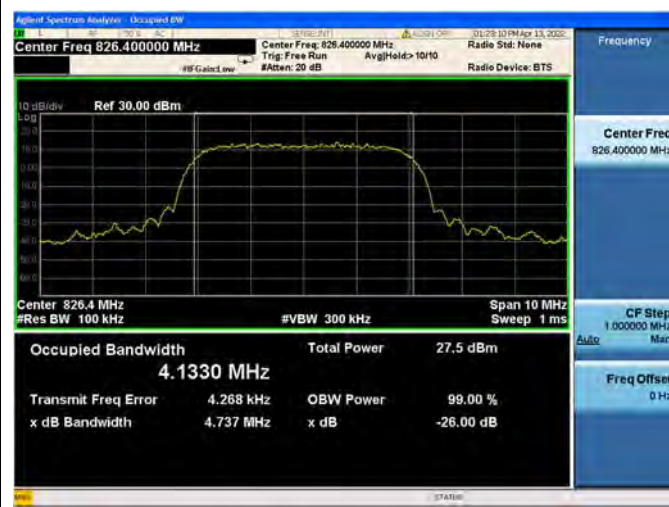


GSM1900(EDGE), CH810, 1909.8MHz





WCDMA Band V, CH4132, 826.4MHz



WCDMA Band V, CH4182, 836.4MHz

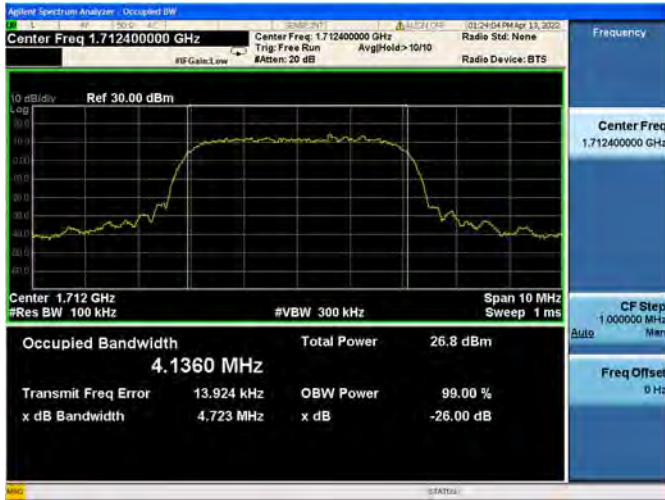


WCDMA Band V, CH4233, 846.6MHz

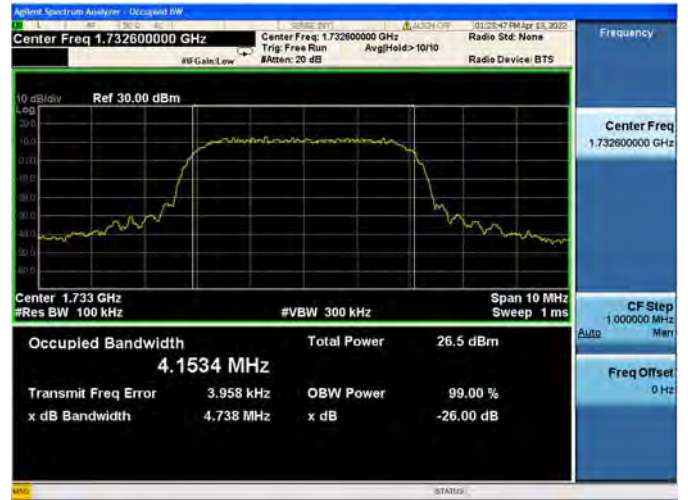




WCDMA Band IV, CH1312, 1712.4MHz



WCDMA Band IV, CH1413, 1732.6MHz

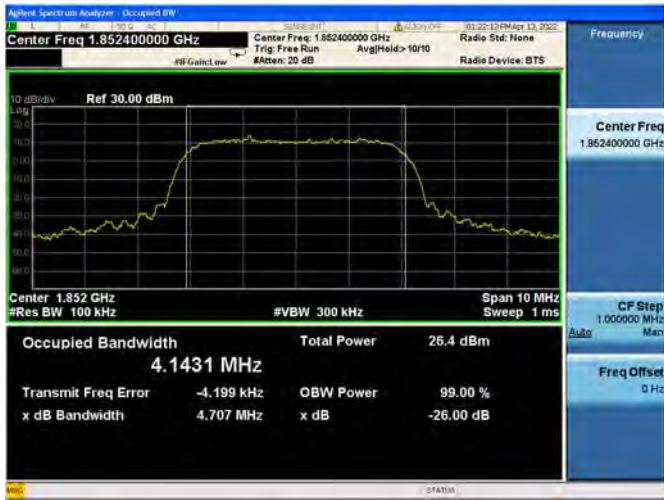


WCDMA Band IV, CH1513, 1752.6MHz

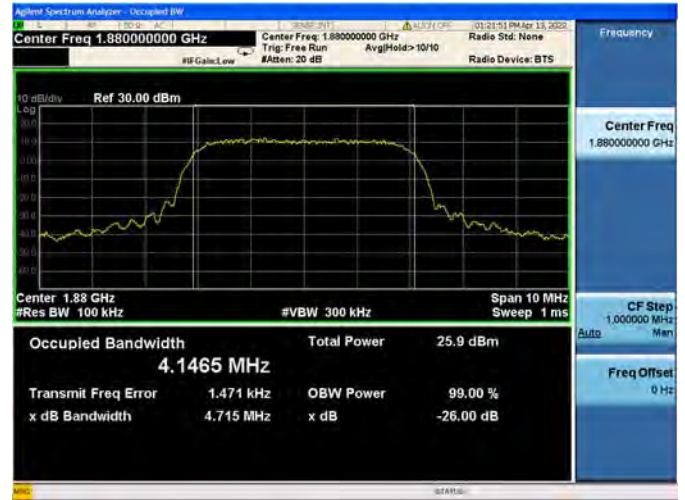




WCDMA Band II, CH9262, 1852.4MHz



WCDMA Band II, CH9400, 1880.0MHz



WCDMA Band II, CH9538, 1907.6MHz



2.4. Frequency Stability

2.4.1. Requirement

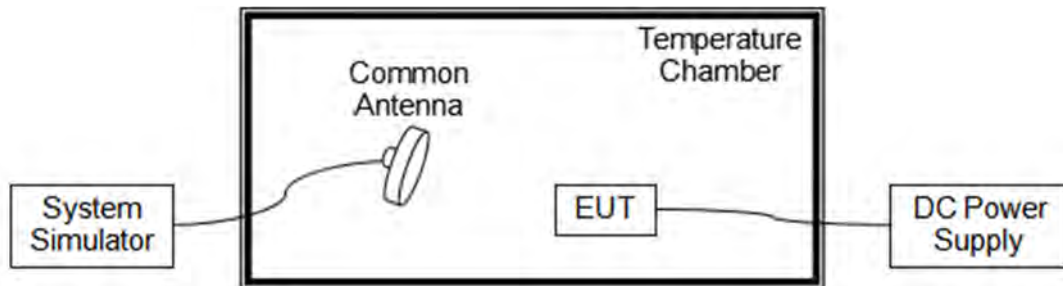
According to FCC section 22.355, 24.235 and 27.54 the frequency stability shall be sufficient to ensure that the fundamental emission stays within the authorized frequency block. According to FCC section 2.1055, the test conditions are:

- (a) The temperature is varied from -30°C to $+50^{\circ}\text{C}$ at intervals of not more than 10°C .
- (b) For hand carried battery powered equipment, the primary supply voltage is reduced to the battery operating end point which shall be specified by the manufacture. The supply voltage shall be measured at the input to the cable normally provided with the equipment, or at the power supply terminals if cables are not normally provided.

Note: The operating temperature of EUT is from 0°C to 55°C , which are specified by the applicant.

2.4.2. Test Description

Test Setup:



The EUT, which is powered by the DC Power Supply directly, is located in the Temperature Chamber. The EUT is commanded by the System Simulator (SS) to operate at the maximum output power i.e. Power Control Level (PCL) = 5 and Power Class = 4. A call is established between the EUT and the SS via a Common Antenna.



**2.4.3.Test Result**

The nominal, highest and lowest extreme voltages are separately 3.80V, 4.35V and 3.65V, which are specified by the applicant; the normal temperature here used is 20°C.

GSM850(GSM), CH189, 836.4MHz					
Limit =±2.5ppm					
Voltage (%)	Power (VDC)	Temp (°C)	Fre. Dev. (Hz)	Deviation (ppm)	Result
Normal	3.80	+20(Ref)	27	0.032	PASS
Normal		0	-29	-0.035	
Normal		+10	37	0.044	
Normal		+20	-13	-0.016	
Normal		+30	43	0.051	
Normal		+40	29	0.035	
Normal		+50	-17	-0.020	
Normal		+55	47	0.056	
High	4.35	+20	-34	-0.041	
BATT.ENDPOINT	3.65	+20	-30	-0.036	

GSM850(EDGE), CH189, 836.4MHz					
Limit =±2.5ppm					
Voltage (%)	Power (VDC)	Temp (°C)	Fre. Dev. (Hz)	Deviation (ppm)	Result
Normal	3.80	+20(Ref)	44	0.053	PASS
Normal		0	53	0.063	
Normal		+10	26	0.031	
Normal		+20	-43	-0.051	
Normal		+30	35	0.042	
Normal		+40	-46	-0.055	
Normal		+50	-13	-0.016	
Normal		+55	-49	-0.059	
High	4.35	+20	44	0.053	
BATT.ENDPOINT	3.65	+20	-23	-0.027	





GSM1900(GSM), CH661, 1880.0MHz					
Limit =Within Authorized Band					
Voltage (%)	Power (VDC)	Temp (°C)	Fre. Dev. (Hz)	Deviation (ppm)	Result
Normal	3.80	+20(Ref)	16	0.009	PASS
Normal		0	19	0.010	
Normal		+10	-40	-0.021	
Normal		+20	39	0.021	
Normal		+30	36	0.019	
Normal		+40	-14	-0.007	
Normal		+50	54	0.029	
Normal		+55	55	0.029	
High	4.35	+20	36	0.019	
BATT.ENDPOINT	3.65	+20	-25	-0.013	

GSM1900(EDGE), CH661, 1880.0MHz					
Limit =Within Authorized Band					
Voltage (%)	Power (VDC)	Temp (°C)	Fre. Dev. (Hz)	Deviation (ppm)	Result
Normal	3.80	+20(Ref)	14	0.007	PASS
Normal		0	-47	-0.025	
Normal		+10	56	0.030	
Normal		+20	-28	-0.015	
Normal		+30	-47	-0.025	
Normal		+40	32	0.017	
Normal		+50	50	0.027	
Normal		+55	34	0.018	
High	4.35	+20	13	0.007	
BATT.ENDPOINT	3.65	+20	-55	-0.029	





WCDMA Band V, CH4182, 836.4MHz					
Limit =±2.5ppm					
Voltage (%)	Power (VDC)	Temp (°C)	Fre. Dev. (Hz)	Deviation (ppm)	Result
Normal	3.80	+20(Ref)	15	0.018	PASS
Normal		0	16	0.019	
Normal		+10	-29	-0.035	
Normal		+20	14	0.017	
Normal		+30	35	0.042	
Normal		+40	33	0.039	
Normal		+50	28	0.033	
Normal		+55	28	0.033	
High	4.35	+20	23	0.027	
BATT.ENDPOINT	3.65	+20	41	0.049	

WCDMA Band IV, CH1413, 1732.6MHz					
Limit =Within Authorized Band					
Voltage (%)	Power (VDC)	Temp (°C)	Fre. Dev. (Hz)	Deviation (ppm)	Result
Normal	3.80	+20(Ref)	25	0.014	PASS
Normal		0	38	0.022	
Normal		+10	37	0.021	
Normal		+20	16	0.009	
Normal		+30	47	0.027	
Normal		+40	52	0.030	
Normal		+50	53	0.031	
Normal		+55	-53	-0.031	
High	4.35	+20	-34	-0.020	
BATT.ENDPOINT	3.65	+20	21	0.012	





WCDMA Band II, CH9400, 1880.0MHz					
Limit =Within Authorized Band					
Voltage (%)	Power (VDC)	Temp (°C)	Fre. Dev. (Hz)	Deviation (ppm)	Result
Normal	3.80	+20(Ref)	22	0.012	PASS
Normal		0	-26	-0.014	
Normal		+10	-20	-0.011	
Normal		+20	25	0.013	
Normal		+30	36	0.019	
Normal		+40	54	0.029	
Normal		+50	-24	-0.013	
Normal		+55	-13	-0.007	
High		4.35	+20	-27	
BATT.ENDPOINT	3.65	+20	57	0.030	



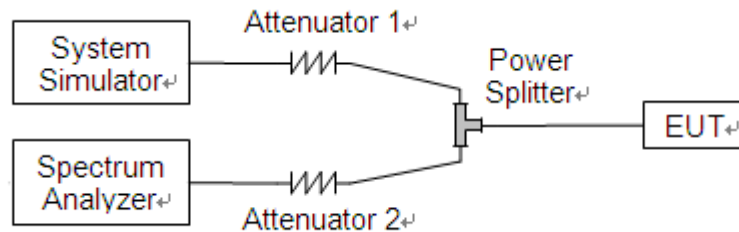
2.5. Conducted Out of Band Emissions

2.5.1. Requirement

According to FCC section 22.917(a), 24.238(a) and 27.53(h) the power of any emission outside of the authorized operating frequency ranges must be attenuated below the transmitting power (P) by a factor of at least $43+10*\log(P)$ dB. This calculated to be -13dBm. The measurement frequency range is from 30MHz to the 10th harmonic of the fundamental frequency.

2.5.2. Test Description

Test Setup:

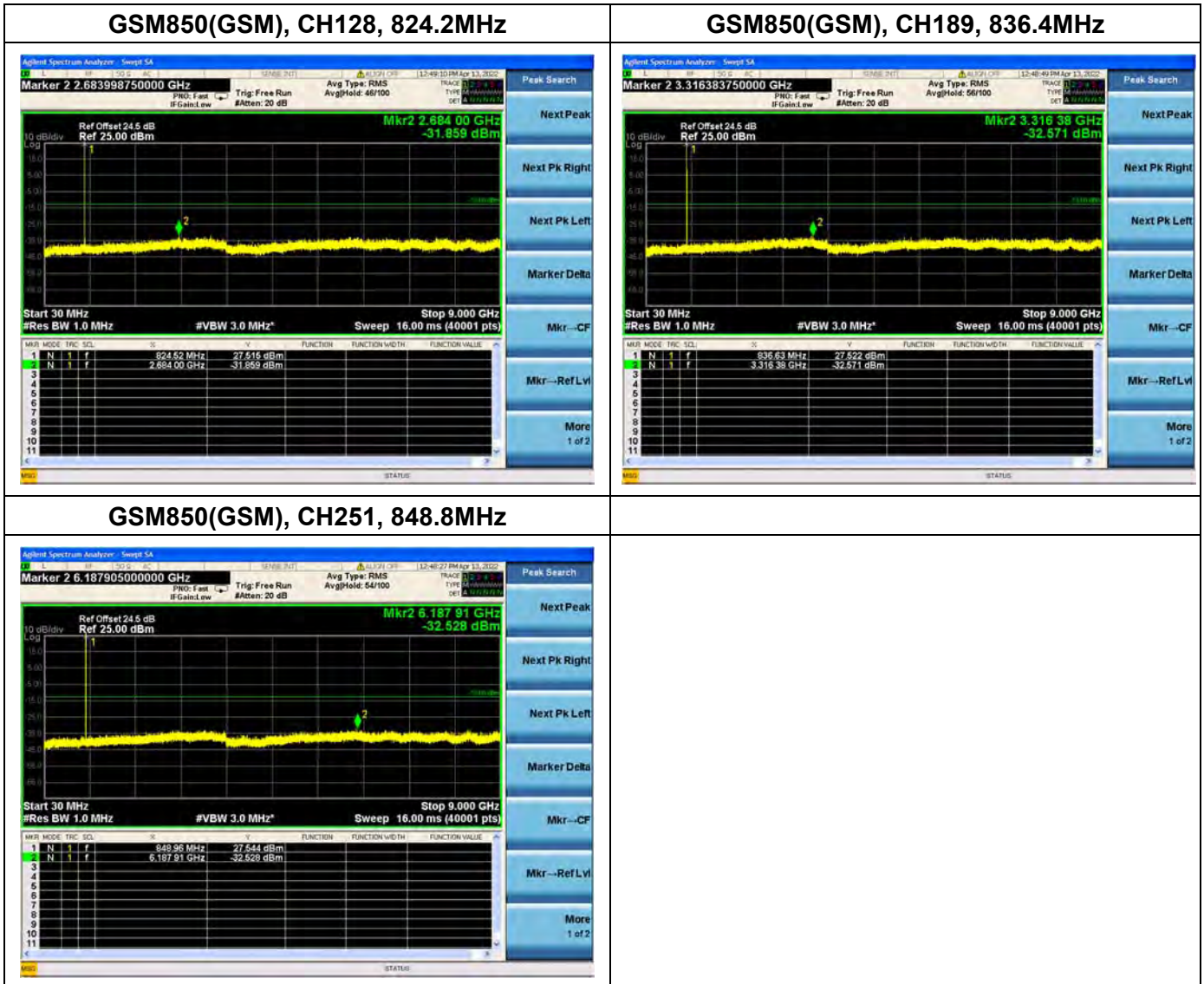


The EUT is coupled to the Spectrum Analyzer (SA) and the System Simulator (SS) with Attenuators through the Power Splitter; the RF load attached to the EUT antenna terminal is 50Ohm; the path loss as the factor is calibrated to correct the reading. The EUT is commanded by the SS to operate at the maximum output power i.e. Power Control Level (PCL) = 5 and Power Class = 4. A call is established between the EUT and the SS.



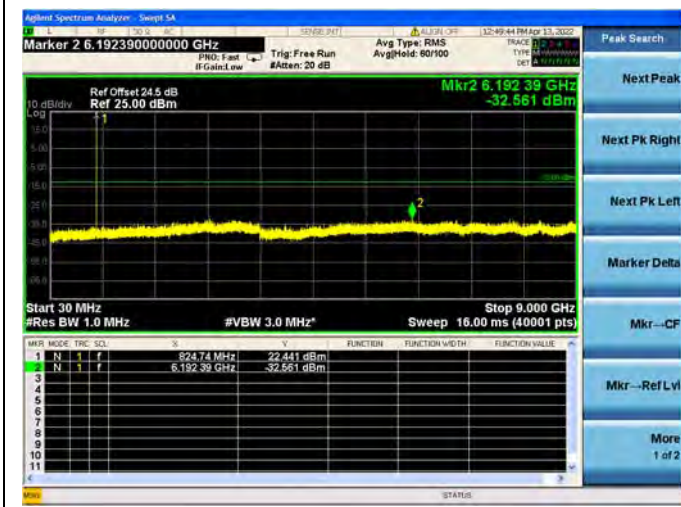


2.5.3. Test Result

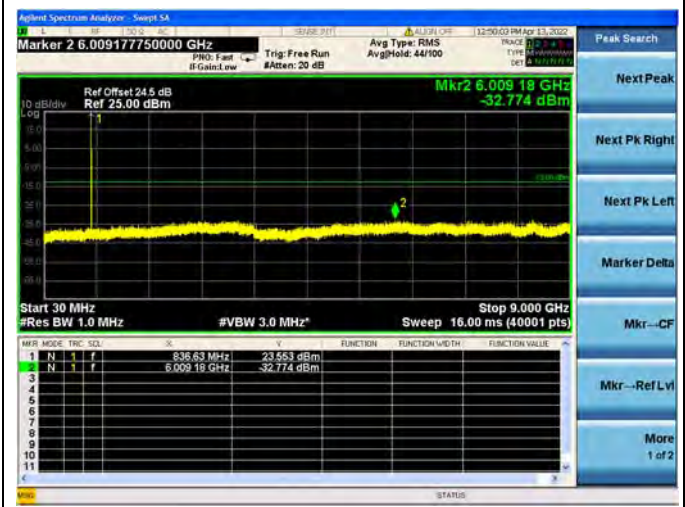




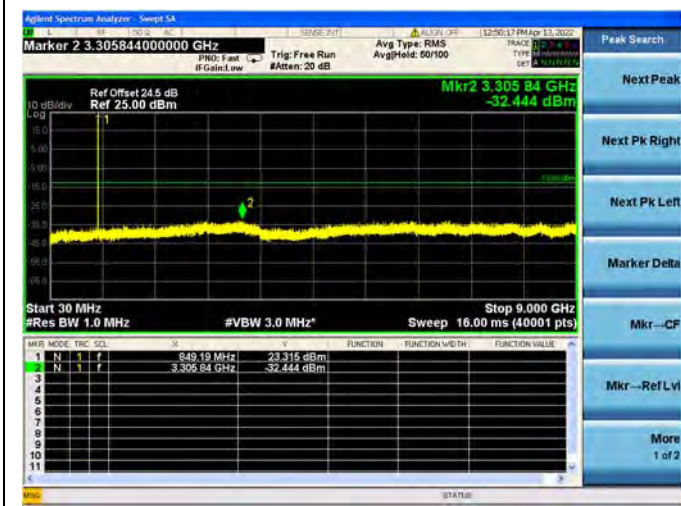
GSM850(EDGE), CH128, 824.2MHz



GSM850(EDGE), CH189, 836.4MHz

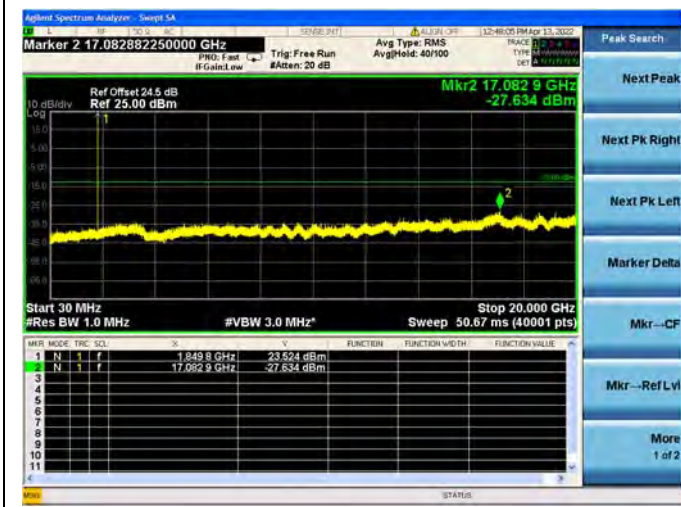


GSM850(EDGE), CH251, 848.8MHz

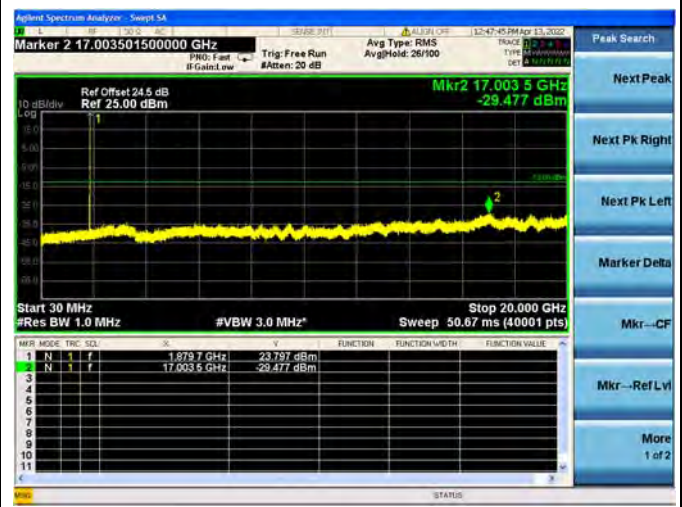




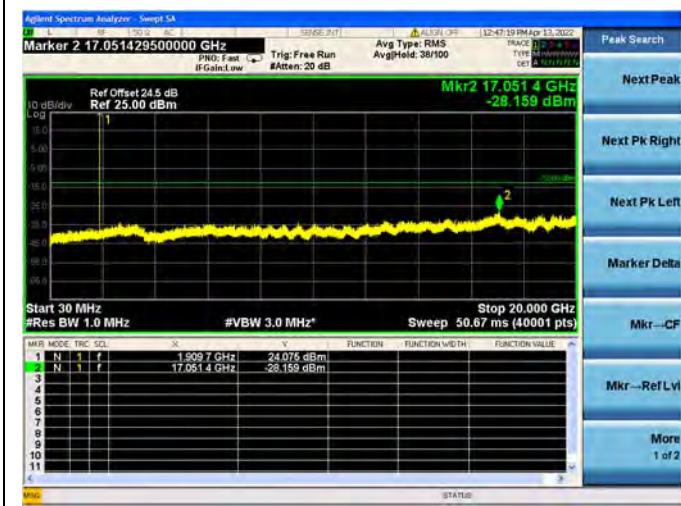
GSM1900(GSM), CH512, 1850.2MHz



GSM1900(GSM), CH661, 1880.0MHz

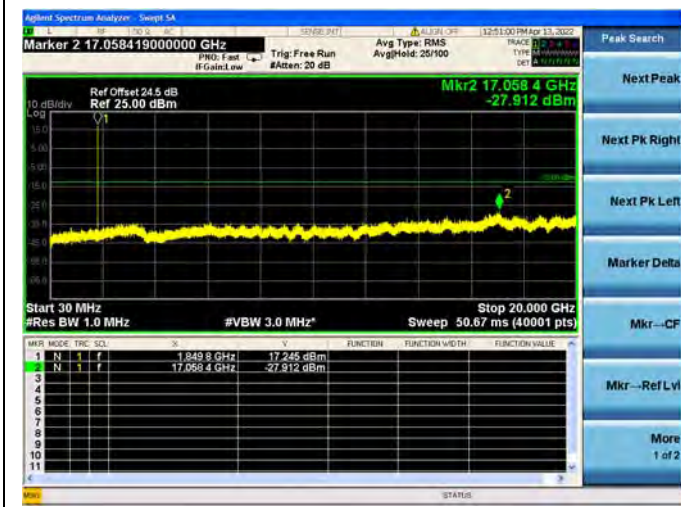


GSM1900(GSM), CH810, 1909.8MHz

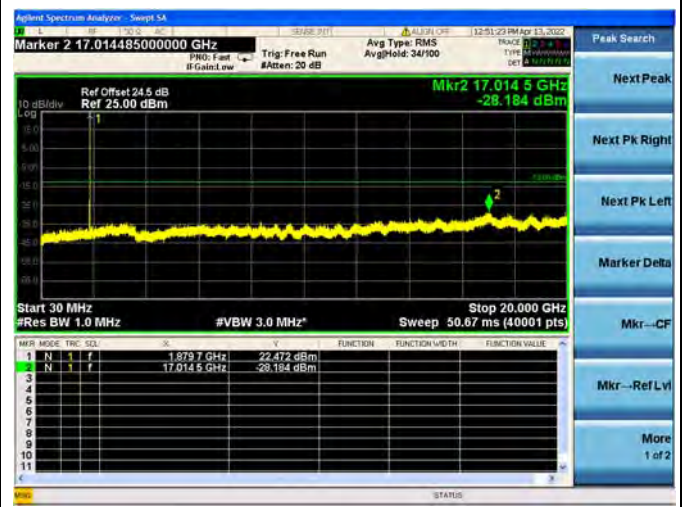




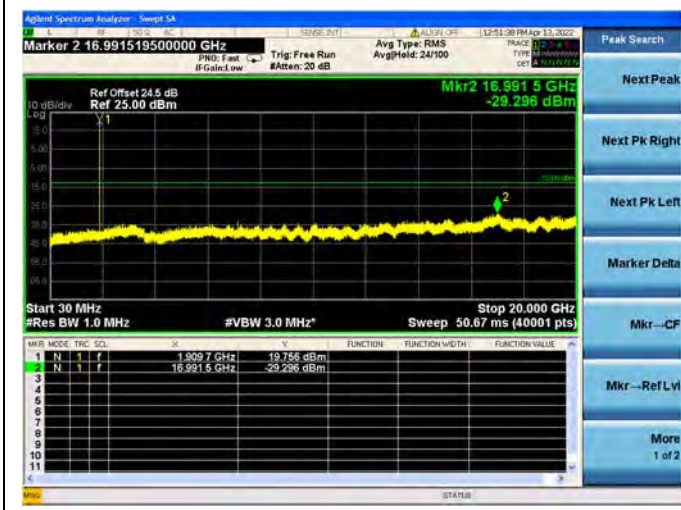
GSM1900(EDGE), CH512, 1850.2MHz



GSM1900(EDGE), CH661, 1880.0MHz

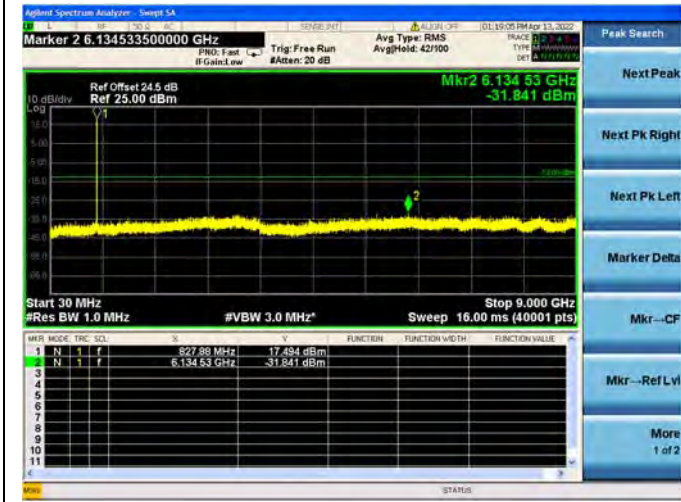


GSM1900(EDGE), CH810, 1909.8MHz





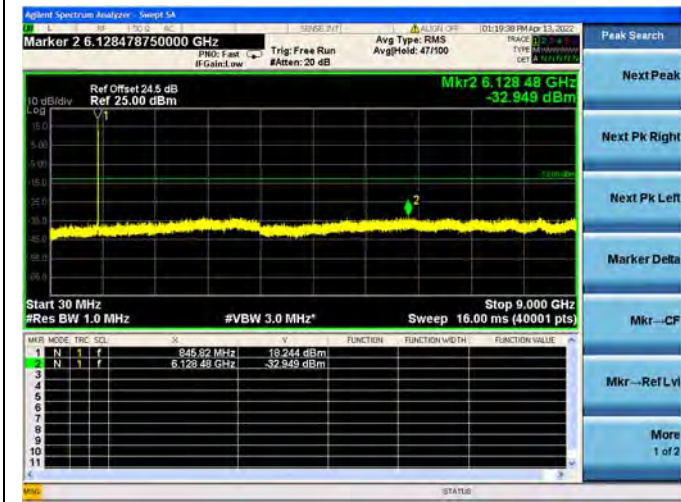
WCDMA Band V, CH4132, 826.4MHz



WCDMA Band V, CH4182, 836.4MHz

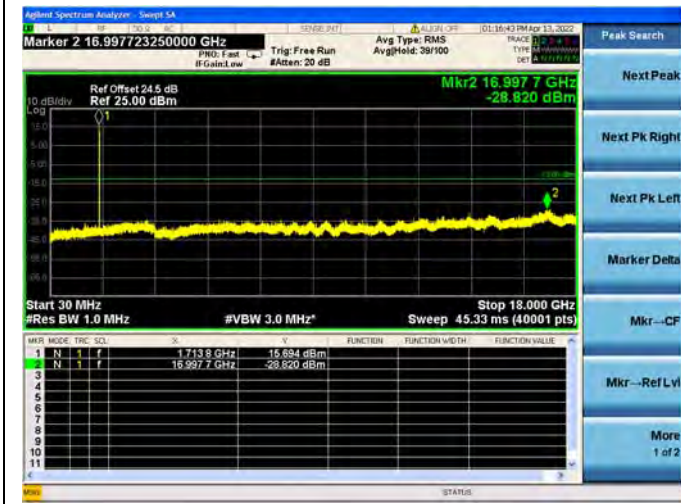


WCDMA Band V, CH4233, 846.6MHz

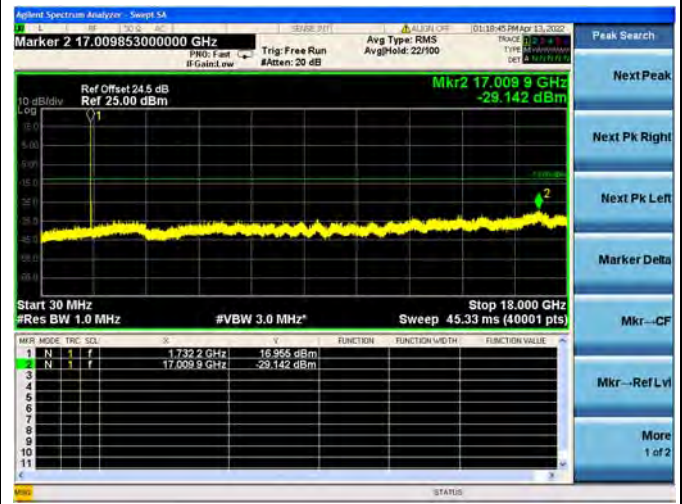




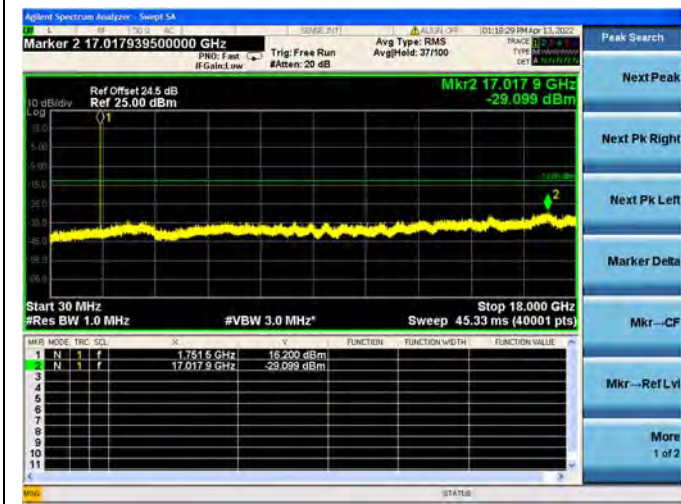
WCDMA Band IV, CH1312, 1712.4MHz



WCDMA Band IV, CH1413, 1732.6MHz

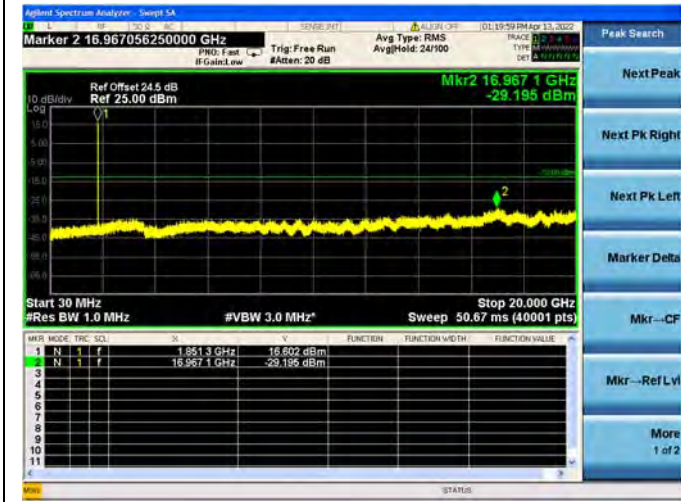


WCDMA Band IV, CH1513, 1752.6MHz





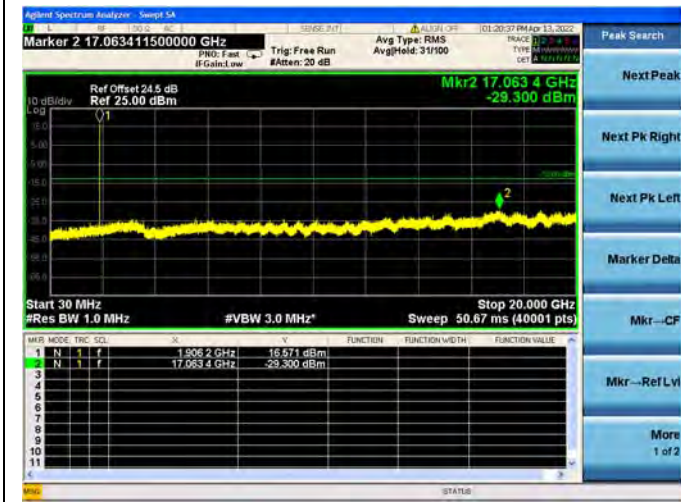
WCDMA Band II, CH9262, 1852.4MHz



WCDMA Band II, CH9400, 1880.0MHz



WCDMA Band II, CH9538, 1907.6MHz



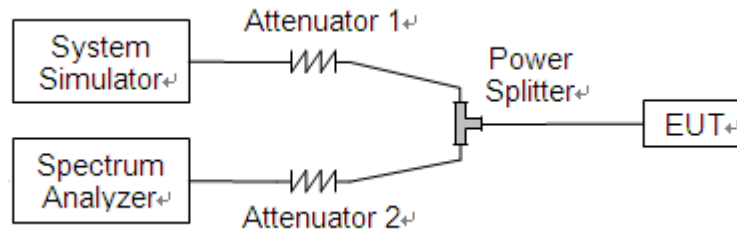
2.6. Band Edge

2.6.1. Requirement

According to FCC section 22.917(a), 24.238(a) and 27.53(h) the power of any emission outside of the authorized operating frequency ranges must be attenuated below the transmitting power (P) by a factor of at least $43+10*\log(P)$ dB.

2.6.2. Test Description

Test Setup:



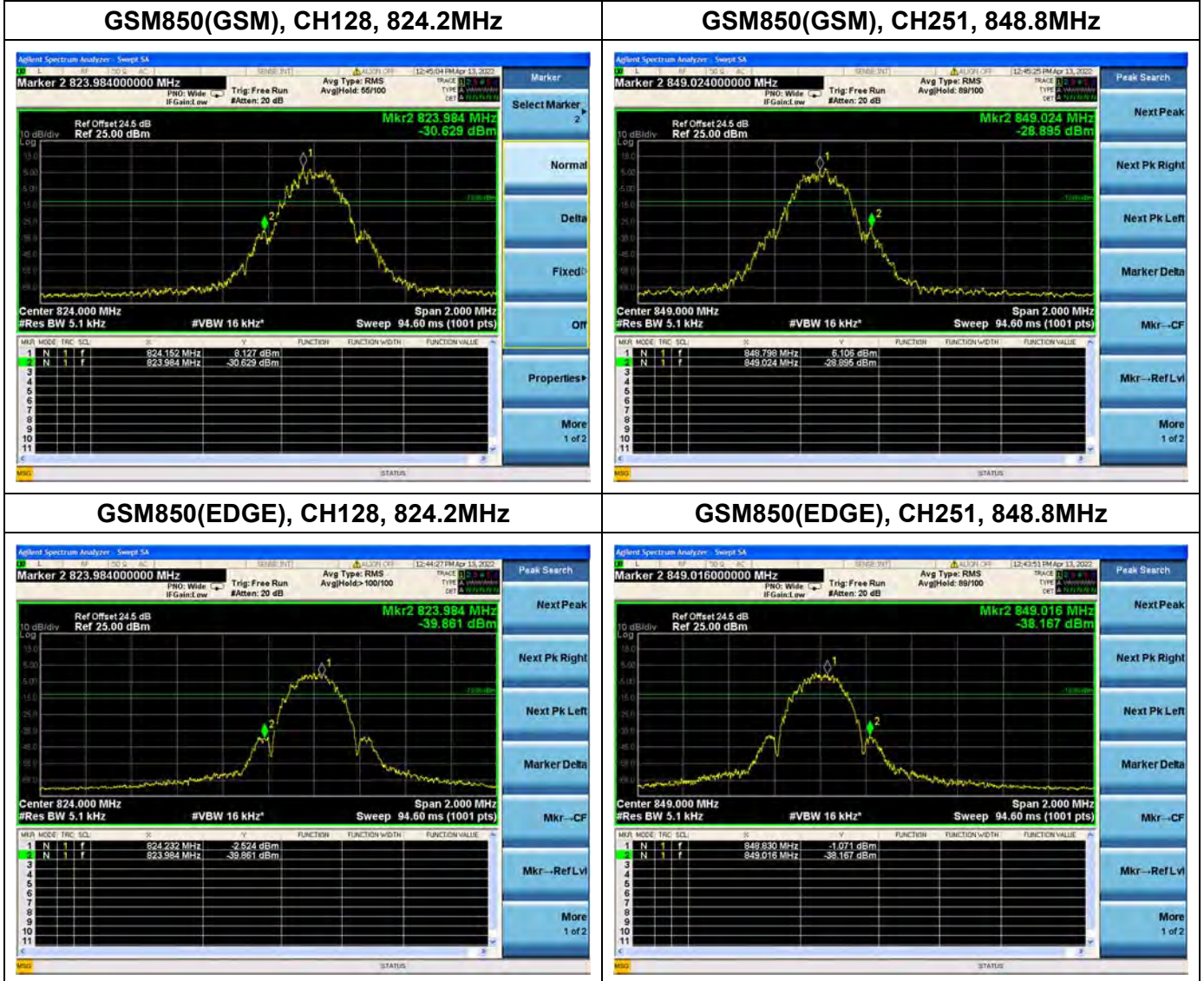
The EUT is coupled to the Spectrum Analyzer (SA) and the System Simulator (SS) with Attenuators through the Power Splitter; the RF load attached to the EUT antenna terminal is 50Ohm; the path loss as the factor is calibrated to correct the reading. The EUT is commanded by the SS to operate at the maximum output power i.e. Power Control Level (PCL) = 5 and Power Class = 4. A call is established between the EUT and the SS.





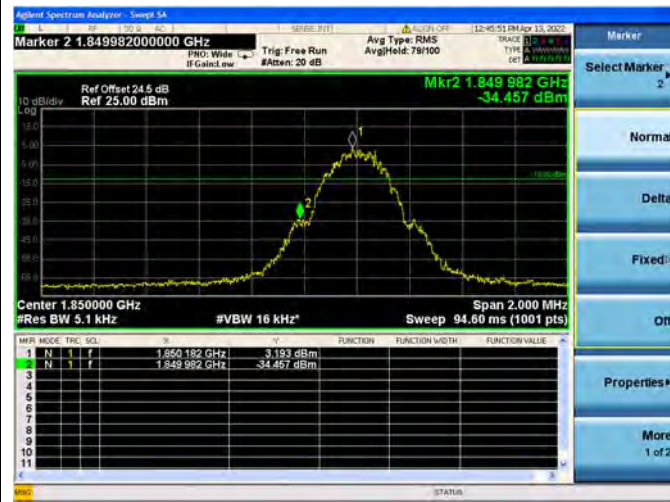
2.6.3. Test Result

The lowest and highest channels are tested to verify the band edge emissions.

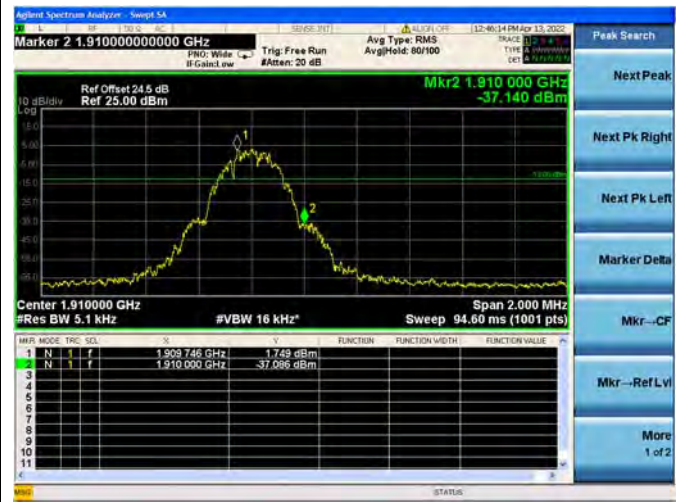




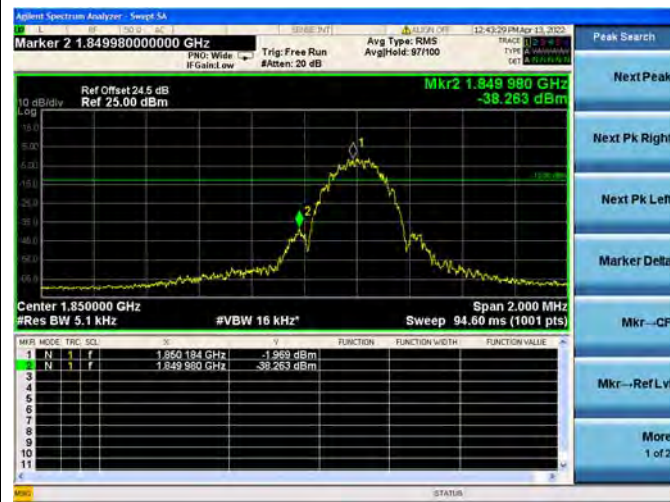
GSM1900(GSM), CH512, 1850.2MHz



GSM1900(GSM), CH810, 1909.8MHz



GSM1900(EDGE), CH512, 1850.2MHz



GSM1900(EDGE), CH810, 1909.8MHz





WCDMA Band V, CH4132, 826.4MHz



WCDMA Band V, CH4233, 846.6MHz



WCDMA Band IV, CH1312, 1712.4MHz



WCDMA Band IV, CH1513, 1752.6MHz



WCDMA Band II, CH9262, 1852.4MHz



WCDMA Band II, CH9538, 1907.6MHz



2.7. Determining E.R.P. and/or E.I.R.P. from conducted RF output power measurements

2.7.1. Requirement

According to FCC section 22.913, the Effective Radiated Power (E.R.P.) of mobile transmitters and auxiliary test transmitters must not exceed 7 Watts.

According to FCC section 24.232, the broadband PCS mobile station is limited to 2 Watts e.i.r.p. peak power.

According to FCC section 27.50, mobile, and portable (hand-held) stations is limited to 1 Watts e.i.r.p. peak power.

2.7.2. Test Description

The test setups refer to section 2.1.3

A call is established between the EUT and the SS via a Common Antenna. The EUT is commanded by the SS to operate at the maximum and minimum output power (i.e. GSM850MHz band Power Control Level (PCL) = 5/19 and Power Class = 4, GSM1900MHz band Power Control Level (PCL) = 0/15 and Power Class = 1), and only the test result of the maximum output power was recorded. Please refer to section 2.1.3 of this report.

The relevant equation for determining the maximum E.R.P. or E.I.R.P. from the measured RF output power is given in Equation (1) as follows:

$$\text{E.R.P. or E.I.R.P.} = P_{\text{Meas}} + G_{\text{T}}$$

Where:

E.R.P. or E.I.R.P. effective radiated power or equivalent isotropically radiated power, respectively (expressed in the same units as P_{Meas} , e.g., dBm or dBW)

P_{Meas} measured transmitter output power or PSD, in dBm or dBW

G_{T} gain of the transmitting antenna, in dBd (E.R.P.) or dBi (E.I.R.P.)

For devices utilizing multiple antennas, see ANSI C63.25-2015 6.4 for guidance with respect to determining the effective array transmit antenna gain term to be used in the above equation.

The following equations demonstrate the mathematical relationship between E.R.P. and E.I.R.P.:

a) E.R.P. = E.I.R.P. - 2.15, where E.R.P. and E.I.R.P. are expressed in consistent units.

b) E.I.R.P. = E.R.P. + 2.15, where E.R.P. and E.I.R.P. are expressed in consistent units.





2.7.3.Test Result

GSM850								
Band	Channel	Frequency (MHz)	PCL	Measured E.R.P.		Limit		Verdict
				dBm	W	dBm	W	
GSM	128	824.20	5	27.070	0.509	38.5	7	PASS
	189	836.40	5	27.190	0.524			PASS
	251	848.80	5	27.110	0.514			PASS
GPRS	128	824.20	5	27.070	0.509	38.5	7	PASS
	189	836.40	5	27.180	0.522			PASS
	251	848.80	5	27.120	0.515			PASS
EDGE	128	824.20	5	21.830	0.152	38.5	7	PASS
	189	836.40	5	21.810	0.152			PASS
	251	848.80	5	21.820	0.152			PASS

Note 1: For the GPRS and EDGE mode, all the slots were tested and just the worst data were recorded in this report.

GSM1900								
Band	Channel	Frequency (MHz)	PCL	Measured E.I.R.P.		Limit		Verdict
				dBm	W	dBm	W	
GSM	512	1850.2	0	30.530	1.130	33	2	PASS
	661	1880.0	0	30.600	1.148			PASS
	810	1909.8	0	30.530	1.130			PASS
GPRS	512	1850.2	0	30.540	1.132	33	2	PASS
	661	1880.0	0	30.610	1.151			PASS
	810	1909.8	0	30.550	1.135			PASS
EDGE	512	1850.2	0	26.740	0.472	33	2	PASS
	661	1880.0	0	26.550	0.452			PASS
	810	1909.8	0	26.690	0.467			PASS

Note 1: For the GPRS and EDGE mode, all the slots were tested and just the worst data were recorded in this report.





WCDMA Band V							
Band	Channel	Frequency (MHz)	Measured E.R.P.		Limit		Verdict
			dBm	W	dBm	W	
WCDMA	4132	826.4	18.27	0.067	38.5	7	PASS
	4182	836.4	18.32	0.068			PASS
	4233	846.6	18.22	0.066			PASS
HSDPA	4132	826.4	15.97	0.040	38.5	7	PASS
	4182	836.4	15.96	0.039			PASS
	4233	846.6	16.05	0.040			PASS
DC-HSD PA	4132	826.4	16.05	0.040	38.5	7	PASS
	4182	836.4	16.05	0.040			PASS
	4233	846.6	16.10	0.041			PASS
HSUPA	4132	826.4	15.94	0.039	38.5	7	PASS
	4182	836.4	15.98	0.040			PASS
	4233	846.6	16.03	0.040			PASS
HSPA+	4132	826.4	14.22	0.026	38.5	7	PASS
	4182	836.4	14.18	0.026			PASS
	4233	846.6	14.22	0.026			PASS

Note 1: For the HSDPA and HSUPA mode, all the subtests were tested and just the worst data were recorded in this report.





WCDMA Band IV							
Band	Channel	Frequency (MHz)	Measured E.I.R.P.		Limit		Verdict
			dBm	W	dBm	W	
WCDMA	1312	1712.4	24.78	0.301	30	1	PASS
	1413	1732.6	24.85	0.305			PASS
	1513	1752.6	24.81	0.303			PASS
HSDPA	1312	1712.4	21.43	0.139	30	1	PASS
	1413	1732.6	21.58	0.144			PASS
	1513	1752.6	21.66	0.147			PASS
DC-HSD PA	1312	1712.4	21.57	0.144	30	1	PASS
	1413	1732.6	21.67	0.147			PASS
	1513	1752.6	21.80	0.151			PASS
HSUPA	1312	1712.4	21.40	0.138	30	1	PASS
	1413	1732.6	21.58	0.144			PASS
	1513	1752.6	21.62	0.145			PASS
HSPA+	1312	1712.4	19.80	0.095	30	1	PASS
	1413	1732.6	19.94	0.099			PASS
	1513	1752.6	19.90	0.098			PASS

Note 1: For the HSDPA and HSUPA mode, all the subtests were tested and just the worst data were recorded in this report.





WCDMA Band II							
Band	Channel	Frequency (MHz)	Measured E.I.R.P.		Limit		Verdict
			dBm	W	dBm	W	
WCDMA	9262	1852.4	23.47	0.222	33	2	PASS
	9400	1880.0	23.55	0.226			PASS
	9538	1907.6	23.49	0.223			PASS
HSDPA	9262	1852.4	20.52	0.113	33	2	PASS
	9400	1880.0	20.69	0.117			PASS
	9538	1907.6	20.55	0.114			PASS
DC-HSD PA	9262	1852.4	20.54	0.113	33	2	PASS
	9400	1880.0	20.69	0.117			PASS
	9538	1907.6	20.68	0.117			PASS
HSUPA	9262	1852.4	20.52	0.113	33	2	PASS
	9400	1880.0	20.64	0.116			PASS
	9538	1907.6	20.51	0.112			PASS
HSPA+	9262	1852.4	18.79	0.076	33	2	PASS
	9400	1880.0	18.80	0.076			PASS
	9538	1907.6	18.75	0.075			PASS

Note 1: For the HSDPA and HSUPA mode, all the subtests were tested and just the worst data were recorded in this report.

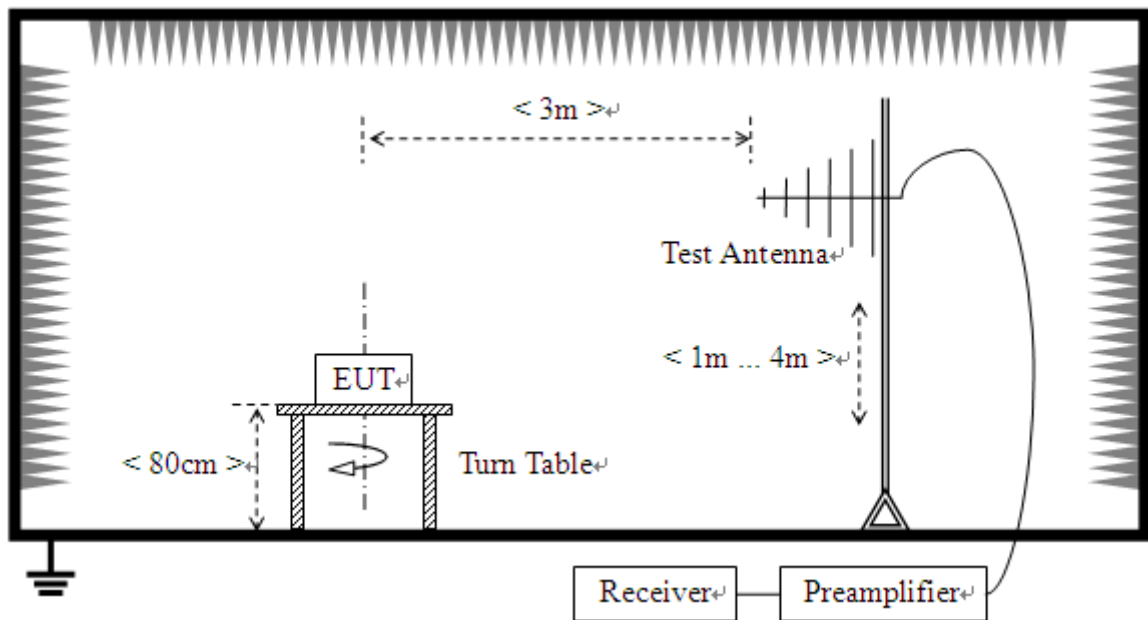


2.8. Radiated Out of Band Emissions

2.8.1. Requirement

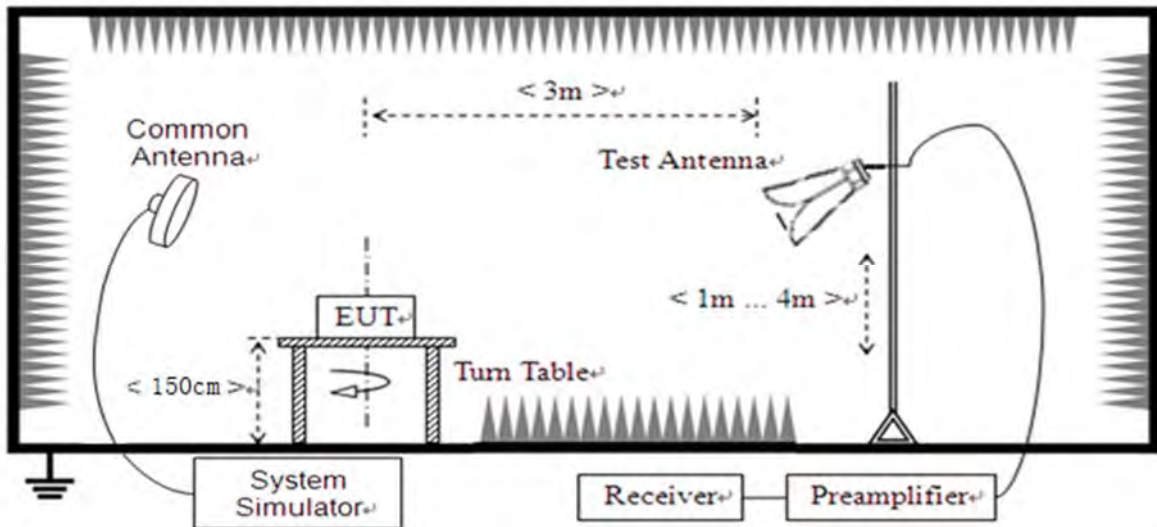
The power of any emission outside of the authorized operating frequency ranges must be attenuated below the transmitting power (P) by a factor of at least $43+10*\log(P)$ dB. This calculated to be -13dBm. The measurement frequency range is from 30MHz to the 10th harmonic of the fundamental frequency.

2.8.2. Test Description



(For the test frequency from 30MHz to 1GHz)





(For the test frequency above 1GHz)

The EUT is located in a 3m Full-Anechoic Chamber, the cable loss, air loss and so on of the site as factors are pre-calibrated using the "Substitution" method, and calculated to correct the reading. A call is established between the EUT and the SS via a Common Antenna. The EUT is commanded by the SS to operate at the maximum and minimum output power and only the test result of the maximum output power was recorded.

In the frequency range above 30MHz, Bi-Log Test Antenna (30MHz to 1GHz) and Horn Test Antenna (above 1GHz) are used. Test Antenna is 3m away from the EUT. Test Antenna height is varied from 1m to 4m above the ground and the Turn Table is actuated to turn from 0° to 360° to determine the maximum value of the radiated power. The emission levels at both horizontal and vertical polarizations should be tested. The Filters consists of Notch Filters and High Pass Filter.

Note: When doing measurements above 1GHz, the EUT has been within the 3dB cone width of the horn antenna during horizontal antenna.

2.8.3. Test Procedure

For measurements below 1 GHz the resolution bandwidth is set to 100 kHz for peak detection measurements.

For measurements above 1GHz the resolution bandwidth is set to 1MHz, the video band width is set to 3MHz for peak measurements.





2.8.4. Test Result

The measurement frequency range is from 30MHz to the 10th harmonic of the fundamental frequency. The Turn Table is actuated to turn from 0° to 360°, and both horizontal and vertical polarizations of the Test Antenna are used to find the maximum radiated power. The lowest, middle and highest channels are tested to verify the out of band emissions.

The substitution corrections are obtained as described below:

$$A_{\text{SUBST}} = P_{\text{SUBST_TX}} - P_{\text{SUBST_RX}} - L_{\text{SUBST_CABLES}} + G_{\text{SUBST_TX_ANT}}$$

$$A_{\text{TOT}} = L_{\text{CABLES}} + A_{\text{SUBST}}$$

Where A_{SUBST} is the final substitution correction including receive antenna gain.

$P_{\text{SUBST_TX}}$ is signal generator level,

$P_{\text{SUBST_RX}}$ is receiver level,

$L_{\text{SUBST_CABLES}}$ is cable losses including TX cable,

$G_{\text{SUBST_TX_ANT}}$ is substitution antenna gain.

A_{TOT} is total correction factor including cable loss and substitution correction

During the test, the data of A_{TOT} was added in the test spectrum analyze, so spectrum analyze reading is the final values which contain the data of A_{TOT} .

Note1: The power of the EUT transmitting frequency should be ignored.

Note2: All test mode and condition mentioned were considered and evaluated respectively by performing full test, only the worst data were recorded and reported.

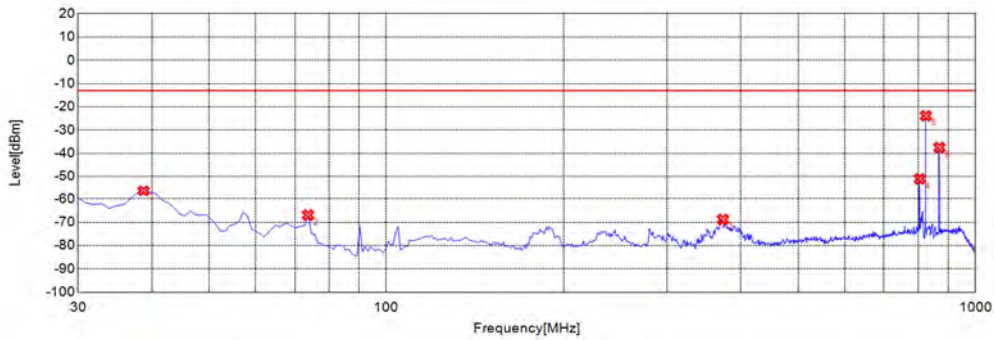
Note3: All spurious emission tests were performed in X, Y, Z axis direction. And only the worst axis test condition was recorded in this test report.

Note 4: N/A means the frequency is the basic frequency or the base station frequency, they are no need to verdict.

Note5: The amplitude of emissions(18GHz to 10th harmonics) which are attenuated more than 20 dB below the limit are not be reported.

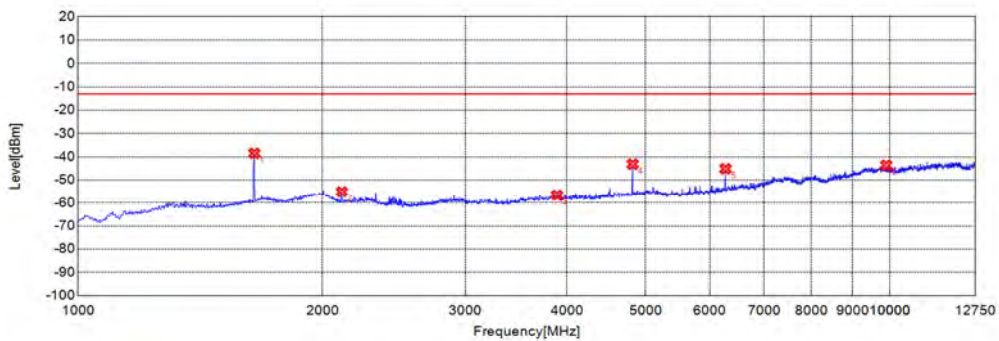


GSM850(GSM), Low Channel



Final Test

No.	Fre.(MHz)	PK (dBm)	Limit (dBm)	Antenna	Verdict
1	38.7390	-56.34	-13.00	Horizontal	PASS
2	73.6940	-66.95	-13.00	Horizontal	PASS
3	372.7530	-68.84	-13.00	Horizontal	PASS
4	804.8350	-51.03	-13.00	Horizontal	PASS
5	824.2540	-23.89	-13.00	Horizontal	N/A
6	868.9190	-37.56	-13.00	Horizontal	N/A

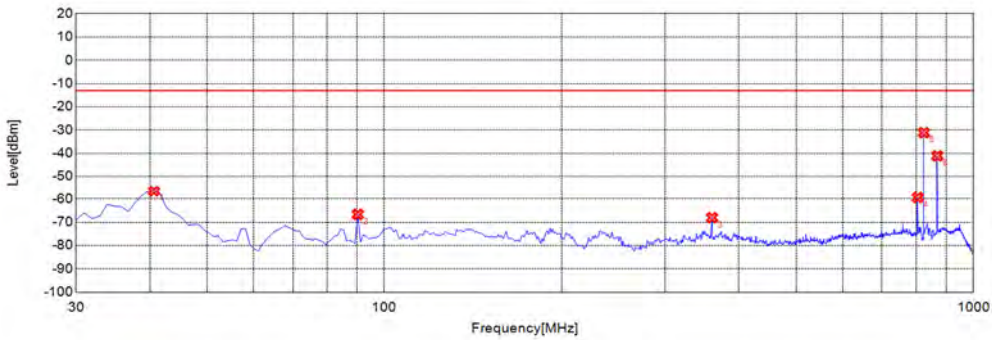


Final Test

No.	Fre.(MHz)	PK (dBm)	Limit (dBm)	Antenna	Verdict
1	1648.6490	-38.48	-13.00	Horizontal	PASS
2	2113.1130	-55.12	-13.00	Horizontal	PASS
3	3890.7970	-56.59	-13.00	Horizontal	PASS
4	4823.8580	-43.13	-13.00	Horizontal	PASS
5	6277.0920	-45.12	-13.00	Horizontal	PASS
6	9902.0510	-43.6	-13.00	Horizontal	PASS

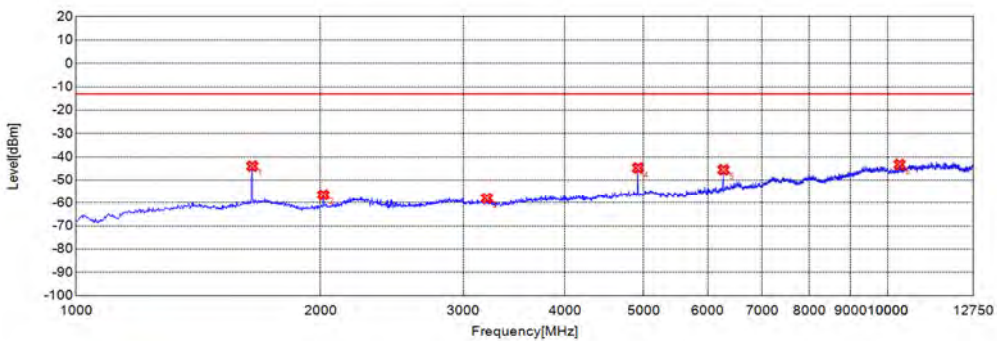


GSM850(GSM), Low Channel



Final Test

No.	Fre.(MHz)	PK (dBm)	Limit (dBm)	Antenna	Verdict
1	40.6810	-56.51	-13.00	Vertical	PASS
2	90.2000	-66.67	-13.00	Vertical	PASS
3	360.1300	-68.08	-13.00	Vertical	PASS
4	804.8350	-59.46	-13.00	Vertical	PASS
5	824.2540	-31.15	-13.00	Vertical	N/A
6	868.9190	-41.11	-13.00	Vertical	N/A

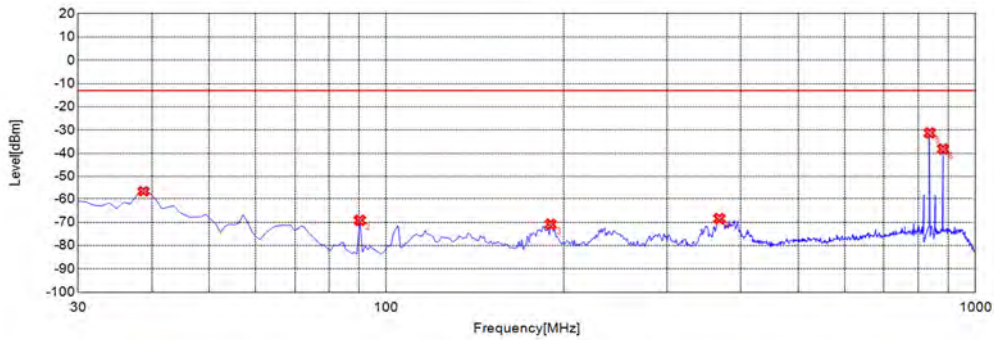


Final Test

No.	Fre.(MHz)	PK (dBm)	Limit (dBm)	Antenna	Verdict
1	1648.6490	-43.96	-13.00	Vertical	PASS
2	2017.0170	-56.46	-13.00	Vertical	PASS
3	3208.0690	-57.98	-13.00	Vertical	PASS
4	4924.6420	-44.73	-13.00	Vertical	PASS
5	6277.0920	-45.54	-13.00	Vertical	PASS
6	10344.1980	-43.27	-13.00	Vertical	PASS

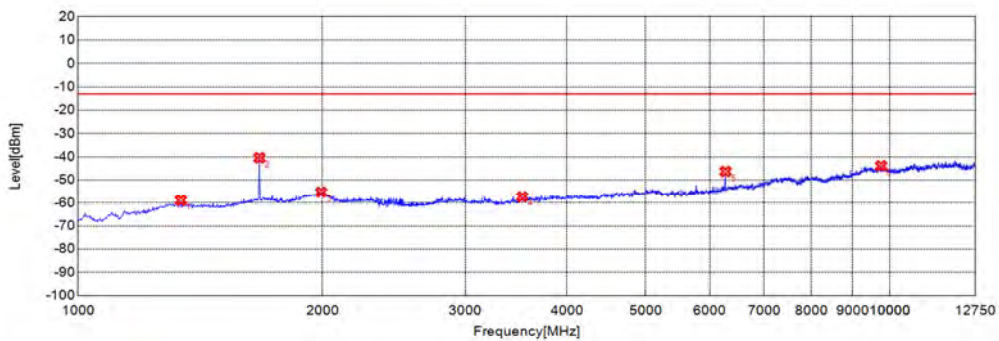


GSM850(GSM), Mid Channel



Final Test

No.	Fre.(MHz)	PK (dBm)	Limit (dBm)	Antenna	Verdict
1	38.7390	-56.56	-13.00	Horizontal	PASS
2	90.2000	-69.21	-13.00	Horizontal	PASS
3	190.2100	-70.91	-13.00	Horizontal	PASS
4	367.8980	-68.45	-13.00	Horizontal	PASS
5	836.8770	-31.27	-13.00	Horizontal	N/A
6	881.5420	-38.16	-13.00	Horizontal	N/A

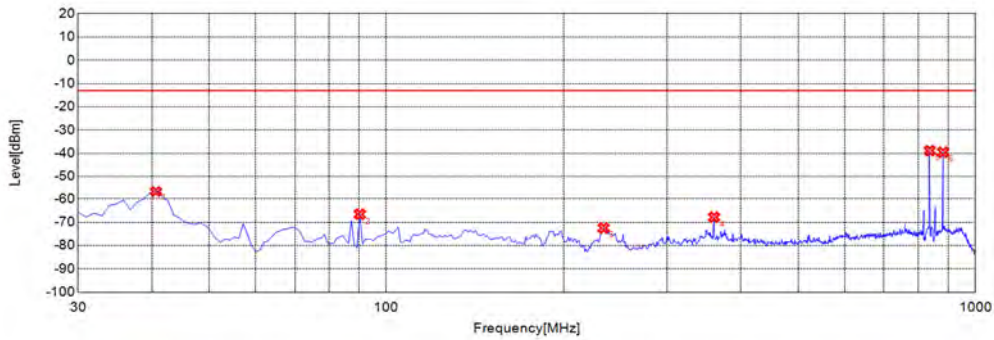


Final Test

No.	Fre.(MHz)	PK (dBm)	Limit (dBm)	Antenna	Verdict
1	1338.3380	-58.91	-13.00	Horizontal	PASS
2	1672.6730	-40.39	-13.00	Horizontal	PASS
3	1992.9930	-55.26	-13.00	Horizontal	PASS
4	3526.6760	-57.28	-13.00	Horizontal	PASS
5	6277.0920	-46.27	-13.00	Horizontal	PASS
6	9759.0030	-43.86	-13.00	Horizontal	PASS

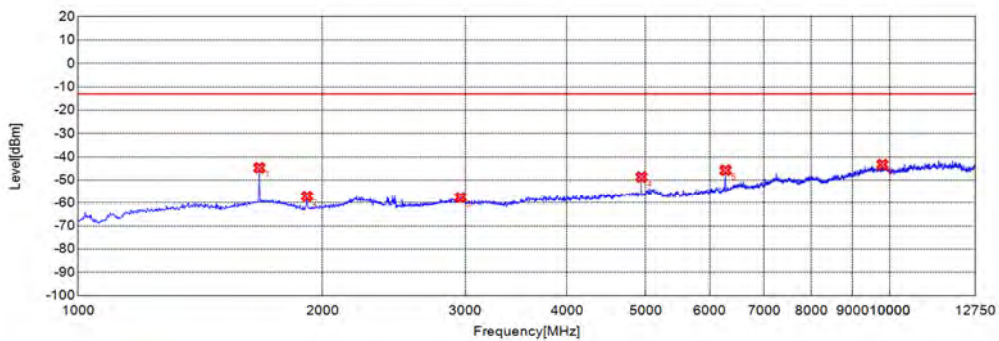


GSM850(GSM), Mid Channel



Final Test

No.	Fre.(MHz)	PK (dBm)	Limit (dBm)	Antenna	Verdict
1	40.6810	-56.66	-13.00	Vertical	PASS
2	90.2000	-66.6	-13.00	Vertical	PASS
3	233.9040	-72.5	-13.00	Vertical	PASS
4	360.1300	-67.84	-13.00	Vertical	PASS
5	836.8770	-38.87	-13.00	Vertical	N/A
6	881.5420	-39.55	-13.00	Vertical	N/A

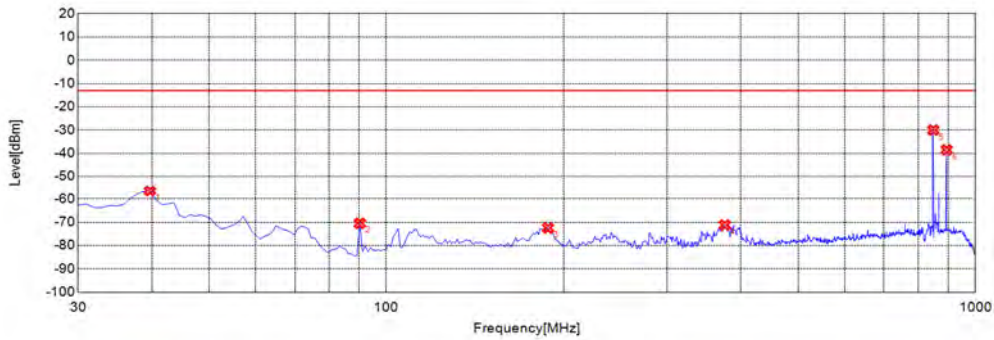


Final Test

No.	Fre.(MHz)	PK (dBm)	Limit (dBm)	Antenna	Verdict
1	1672.6730	-44.68	-13.00	Vertical	PASS
2	1914.9150	-57.14	-13.00	Vertical	PASS
3	2959.9600	-57.63	-13.00	Vertical	PASS
4	4944.1480	-48.61	-13.00	Vertical	PASS
5	6277.0920	-45.71	-13.00	Vertical	PASS
6	9794.7650	-43.27	-13.00	Vertical	PASS

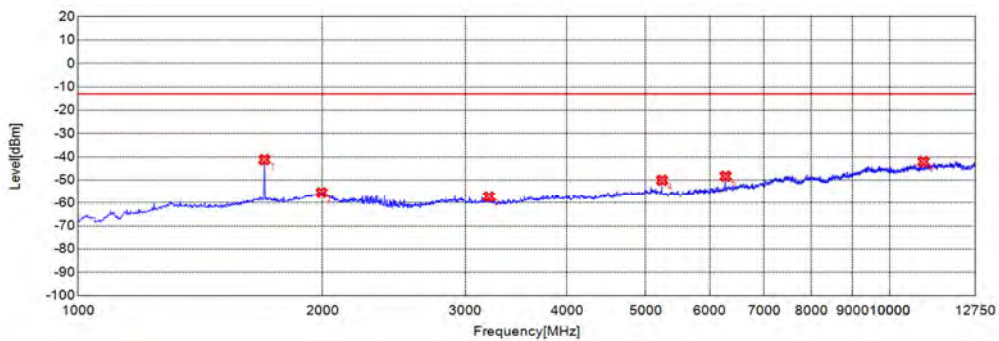


GSM850(GSM), High Channel



Final Test

No.	Fre.(MHz)	PK (dBm)	Limit (dBm)	Antenna	Verdict
1	39.7100	-56.42	-13.00	Horizontal	PASS
2	90.2000	-70.47	-13.00	Horizontal	PASS
3	188.2680	-72.49	-13.00	Horizontal	PASS
4	375.6660	-71.2	-13.00	Horizontal	PASS
5	848.5290	-30.01	-13.00	Horizontal	N/A
6	894.1640	-38.55	-13.00	Horizontal	N/A

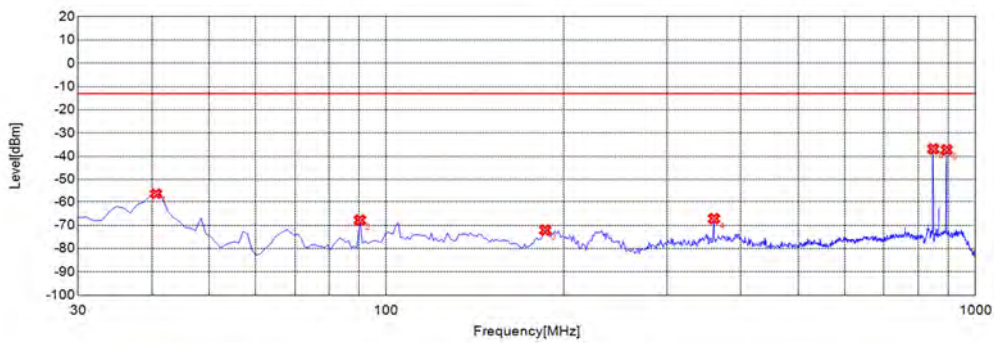


Final Test

No.	Fre.(MHz)	PK (dBm)	Limit (dBm)	Antenna	Verdict
1	1696.6970	-41.2	-13.00	Horizontal	PASS
2	1994.9950	-55.47	-13.00	Horizontal	PASS
3	3208.0690	-57.28	-13.00	Horizontal	PASS
4	5243.2480	-50.04	-13.00	Horizontal	PASS
5	6277.0920	-48.31	-13.00	Horizontal	PASS
6	11007.4190	-42.04	-13.00	Horizontal	PASS

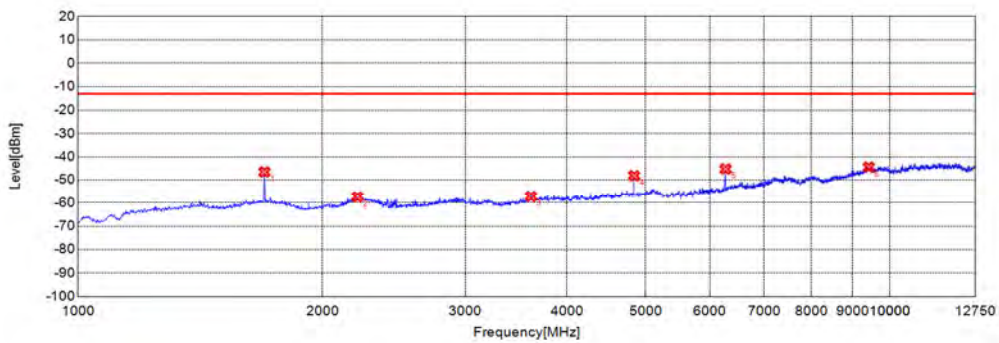


GSM850(GSM), High Channel



Final Test

No.	Fre.(MHz)	PK (dBm)	Limit (dBm)	Antenna	Verdict
1	40.6810	-56.31	-13.00	Vertical	PASS
2	90.2000	-67.82	-13.00	Vertical	PASS
3	186.3260	-72.12	-13.00	Vertical	PASS
4	360.1300	-67.18	-13.00	Vertical	PASS
5	848.5290	-36.83	-13.00	Vertical	PASS
6	894.1640	-37.21	-13.00	Vertical	PASS

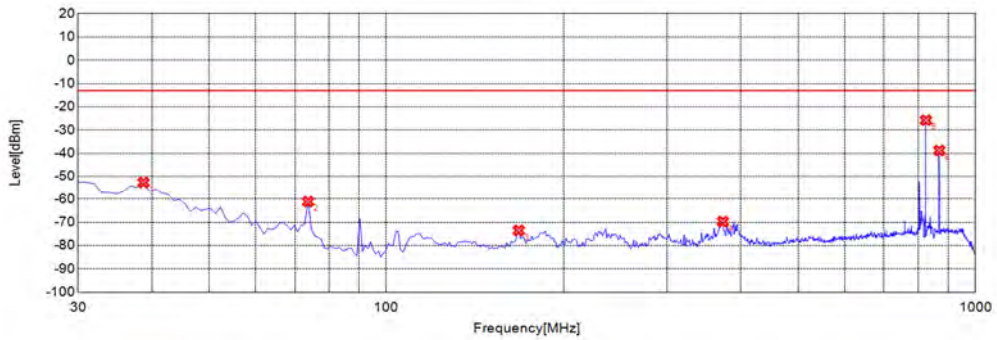


Final Test

No.	Fre.(MHz)	PK (dBm)	Limit (dBm)	Antenna	Verdict
1	1696.6970	-46.52	-13.00	Vertical	PASS
2	2209.2090	-57.4	-13.00	Vertical	PASS
3	3614.4550	-57.21	-13.00	Vertical	PASS
4	4843.3640	-48.14	-13.00	Vertical	PASS
5	6277.0920	-45.25	-13.00	Vertical	PASS
6	9424.1410	-44.42	-13.00	Vertical	PASS

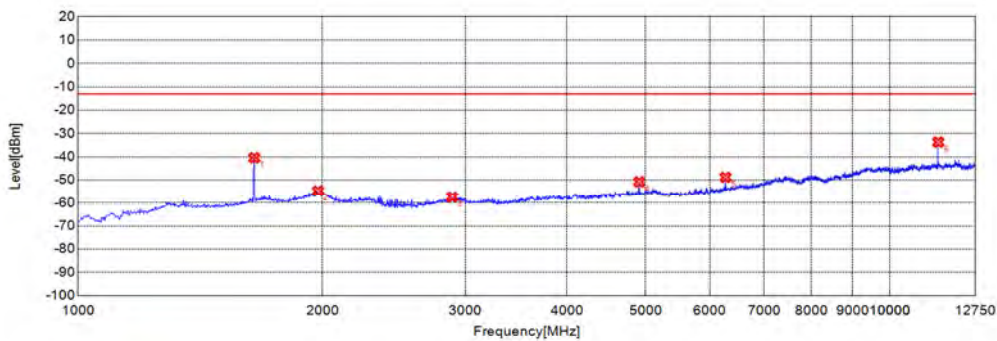


GSM850(EDGE), Low Channel



Final Test

No.	Fre.(MHz)	PK (dBm)	Limit (dBm)	Antenna	Verdict
1	38.7390	-52.61	-13.00	Horizontal	PASS
2	73.6940	-61.15	-13.00	Horizontal	PASS
3	167.8780	-73.55	-13.00	Horizontal	PASS
4	372.7530	-69.74	-13.00	Horizontal	PASS
5	824.2540	-25.77	-13.00	Horizontal	N/A
6	868.9190	-38.8	-13.00	Horizontal	N/A

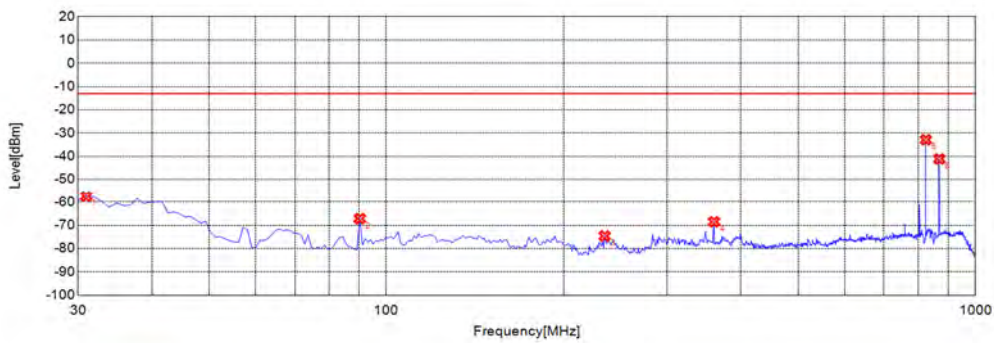


Final Test

No.	Fre.(MHz)	PK (dBm)	Limit (dBm)	Antenna	Verdict
1	1648.6490	-40.39	-13.00	Horizontal	PASS
2	1974.9750	-54.73	-13.00	Horizontal	PASS
3	2889.8900	-57.41	-13.00	Horizontal	PASS
4	4914.8880	-50.73	-13.00	Horizontal	PASS
5	6277.0920	-48.8	-13.00	Horizontal	PASS
6	11478.8260	-33.68	-13.00	Horizontal	PASS

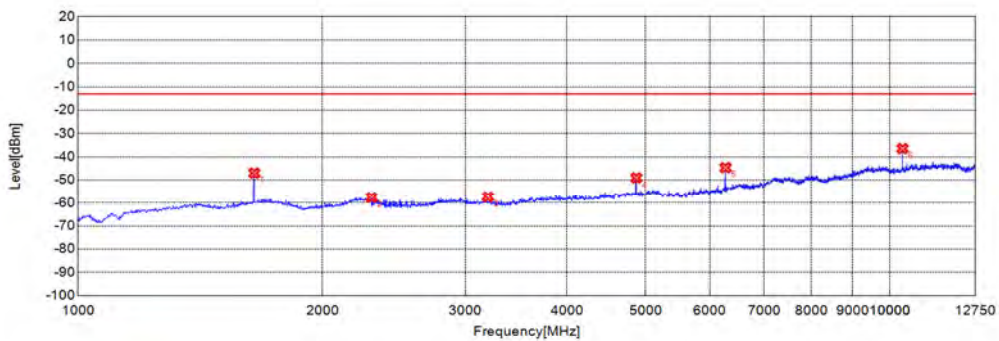


GSM850(EDGE), Low Channel



Final Test

No.	Fre.(MHz)	PK (dBm)	Limit (dBm)	Antenna	Verdict
1	30.9710	-57.57	-13.00	Vertical	PASS
2	90.2000	-67.18	-13.00	Vertical	PASS
3	234.8750	-74.63	-13.00	Vertical	PASS
4	360.1300	-68.56	-13.00	Vertical	PASS
5	824.2540	-32.9	-13.00	Vertical	N/A
6	868.9190	-41.15	-13.00	Vertical	N/A

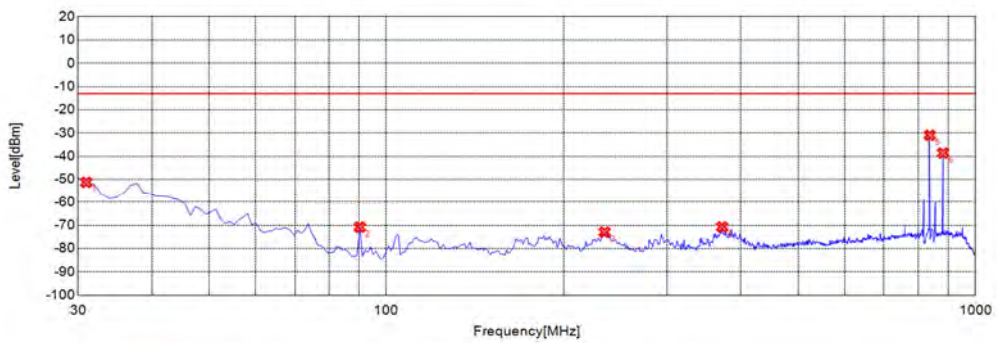


Final Test

No.	Fre.(MHz)	PK (dBm)	Limit (dBm)	Antenna	Verdict
1	1648.6490	-46.96	-13.00	Vertical	PASS
2	2299.2990	-57.64	-13.00	Vertical	PASS
3	3198.3160	-57.36	-13.00	Vertical	PASS
4	4872.6240	-49.04	-13.00	Vertical	PASS
5	6277.0920	-44.63	-13.00	Vertical	PASS
6	10370.2070	-36.46	-13.00	Vertical	PASS

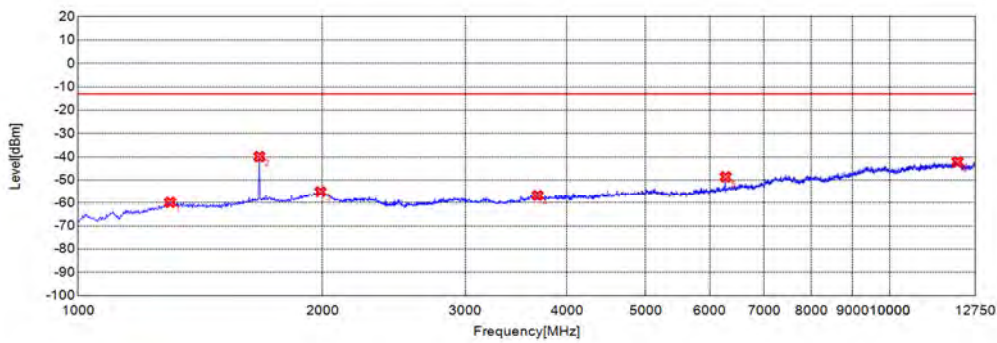


GSM850(EDGE), Mid Channel



Final Test

No.	Fre.(MHz)	PK (dBm)	Limit (dBm)	Antenna	Verdict
1	30.9710	-51.22	-13.00	Horizontal	PASS
2	90.2000	-70.82	-13.00	Horizontal	PASS
3	234.8750	-73	-13.00	Horizontal	PASS
4	371.7820	-70.76	-13.00	Horizontal	PASS
5	836.8770	-30.96	-13.00	Horizontal	N/A
6	881.5420	-38.62	-13.00	Horizontal	N/A

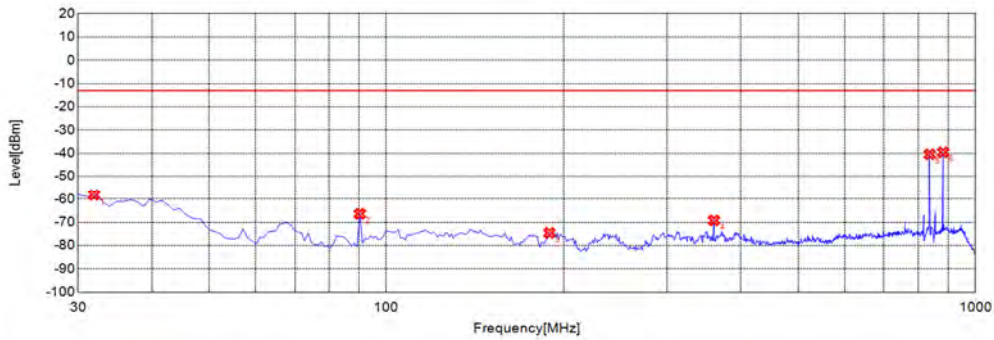


Final Test

No.	Fre.(MHz)	PK (dBm)	Limit (dBm)	Antenna	Verdict
1	1298.2980	-59.86	-13.00	Horizontal	PASS
2	1672.6730	-39.88	-13.00	Horizontal	PASS
3	1988.9890	-55.08	-13.00	Horizontal	PASS
4	3682.7280	-56.71	-13.00	Horizontal	PASS
5	6277.0920	-48.6	-13.00	Horizontal	PASS
6	12119.2900	-42.14	-13.00	Horizontal	PASS

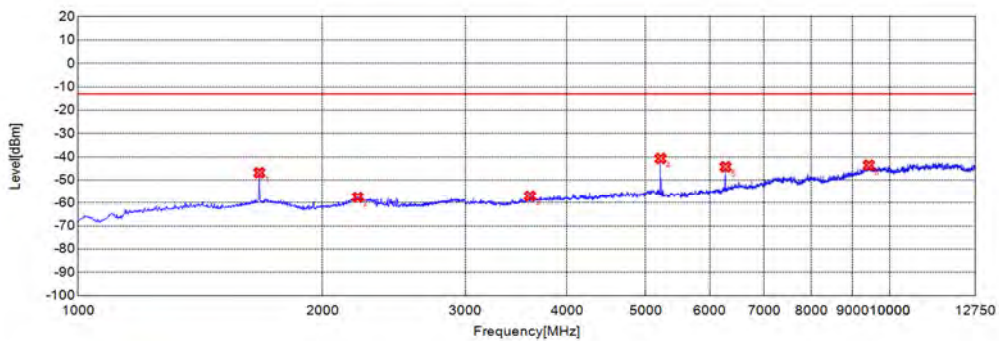


GSM850(EDGE), Mid Channel



Final Test

No.	Fre.(MHz)	PK (dBm)	Limit (dBm)	Antenna	Verdict
1	31.9420	-58.19	-13.00	Vertical	PASS
2	90.2000	-66.42	-13.00	Vertical	PASS
3	189.2390	-74.58	-13.00	Vertical	PASS
4	360.1300	-69.25	-13.00	Vertical	PASS
5	836.8770	-40.42	-13.00	Vertical	N/A
6	881.5420	-39.58	-13.00	Vertical	N/A

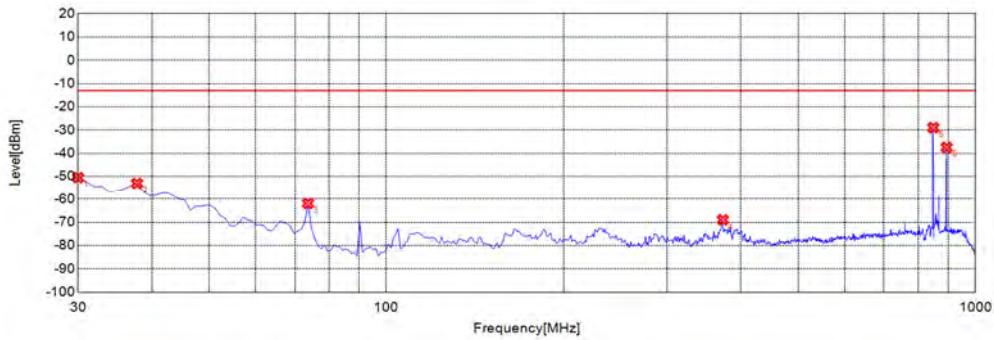


Final Test

No.	Fre.(MHz)	PK (dBm)	Limit (dBm)	Antenna	Verdict
1	1672.6730	-46.81	-13.00	Vertical	PASS
2	2211.2110	-57.51	-13.00	Vertical	PASS
3	3604.7020	-56.98	-13.00	Vertical	PASS
4	5220.4900	-40.68	-13.00	Vertical	PASS
5	6277.0920	-44.27	-13.00	Vertical	PASS
6	9427.3920	-43.56	-13.00	Vertical	PASS

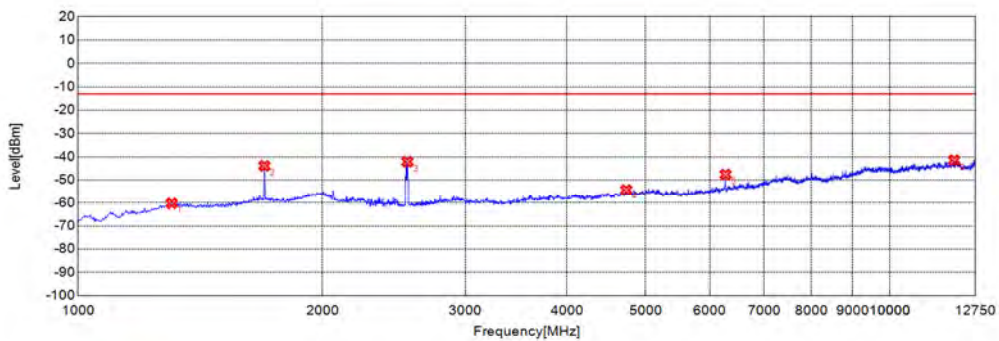


GSM850(EDGE), High Channel



Final Test

No.	Fre.(MHz)	PK (dBm)	Limit (dBm)	Antenna	Verdict
1	30.0000	-50.47	-13.00	Horizontal	PASS
2	37.7680	-53.01	-13.00	Horizontal	PASS
3	73.6940	-61.99	-13.00	Horizontal	PASS
4	372.7530	-68.98	-13.00	Horizontal	PASS
5	848.5290	-29	-13.00	Horizontal	N/A
6	894.1640	-37.49	-13.00	Horizontal	N/A

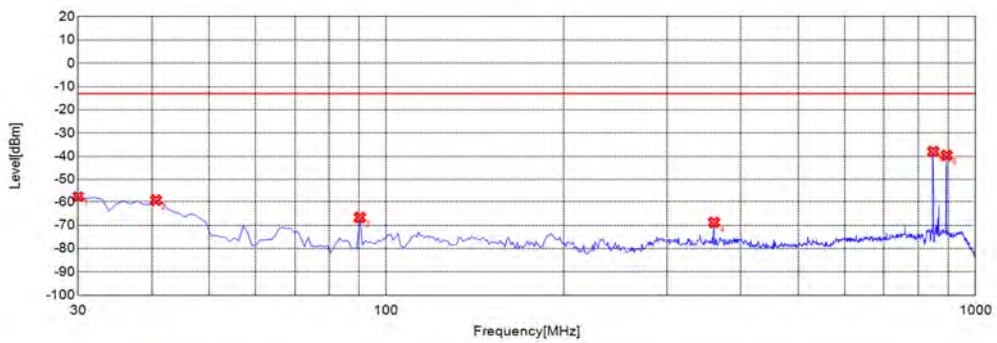


Final Test

No.	Fre.(MHz)	PK (dBm)	Limit (dBm)	Antenna	Verdict
1	1304.3040	-60.25	-13.00	Horizontal	PASS
2	1696.6970	-43.88	-13.00	Horizontal	PASS
3	2545.5460	-42.08	-13.00	Horizontal	PASS
4	4736.0790	-54.25	-13.00	Horizontal	PASS
5	6277.0920	-47.57	-13.00	Horizontal	PASS
6	12005.5020	-41.42	-13.00	Horizontal	PASS

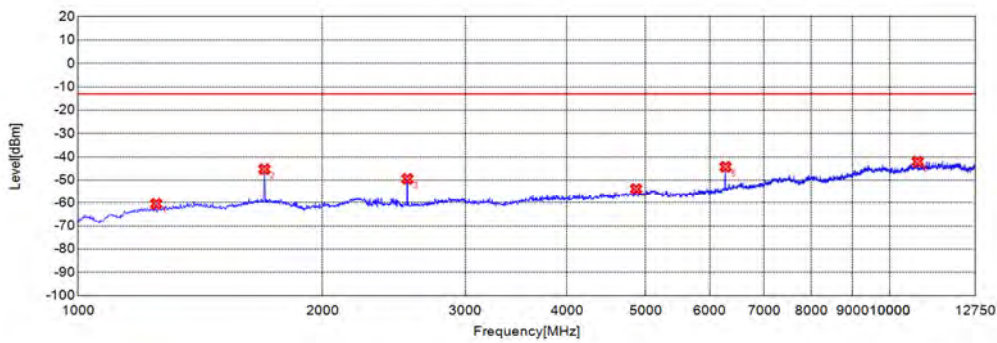


GSM850(EDGE), High Channel



Final Test

No.	Fre.(MHz)	PK (dBm)	Limit (dBm)	Antenna	Verdict
1	30.0000	-57.58	-13.00	Vertical	PASS
2	40.6810	-59.34	-13.00	Vertical	PASS
3	90.2000	-66.72	-13.00	Vertical	PASS
4	360.1300	-68.81	-13.00	Vertical	PASS
5	848.5290	-37.97	-13.00	Vertical	N/A
6	894.1640	-39.59	-13.00	Vertical	N/A

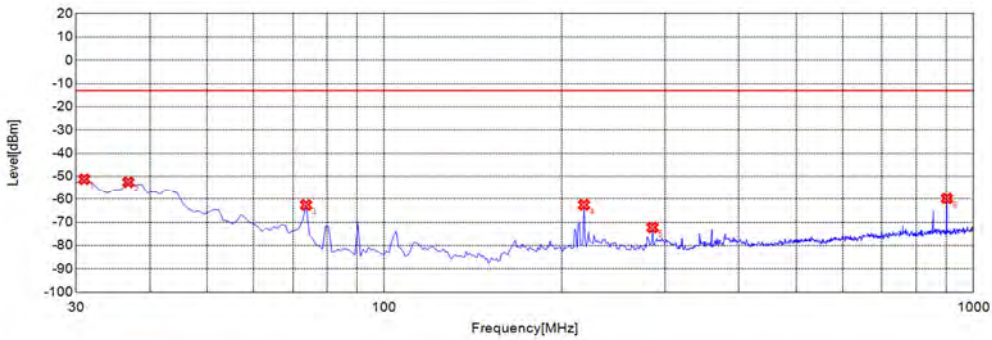


Final Test

No.	Fre.(MHz)	PK (dBm)	Limit (dBm)	Antenna	Verdict
1	1248.2480	-60.52	-13.00	Vertical	PASS
2	1696.6970	-45.27	-13.00	Vertical	PASS
3	2545.5460	-49.43	-13.00	Vertical	PASS
4	4869.3730	-53.78	-13.00	Vertical	PASS
5	6277.0920	-44.27	-13.00	Vertical	PASS
6	10828.6100	-42.03	-13.00	Vertical	PASS

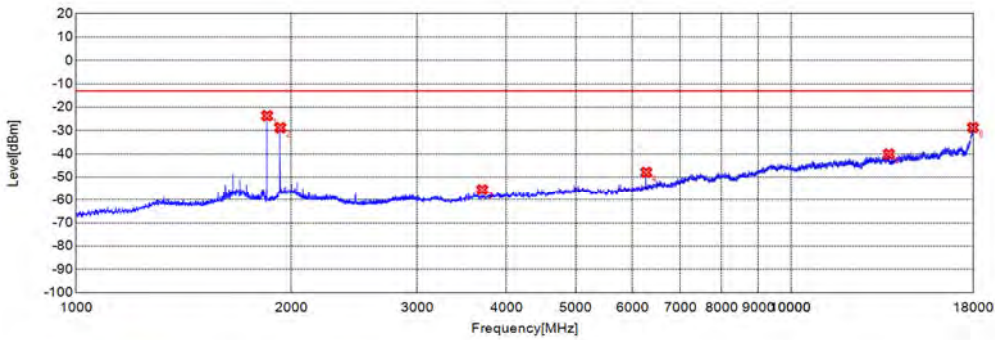


GSM1900(GSM), Low Channel



Final Test

No.	Fre.(MHz)	PK (dBm)	Limit (dBm)	Antenna	Verdict
1	30.9710	-51.15	-13.00	Horizontal	PASS
2	36.7970	-52.5	-13.00	Horizontal	PASS
3	73.6940	-62.65	-13.00	Horizontal	PASS
4	218.3680	-62.58	-13.00	Horizontal	PASS
5	285.3650	-72.26	-13.00	Horizontal	PASS
6	901.9320	-59.83	-13.00	Horizontal	PASS

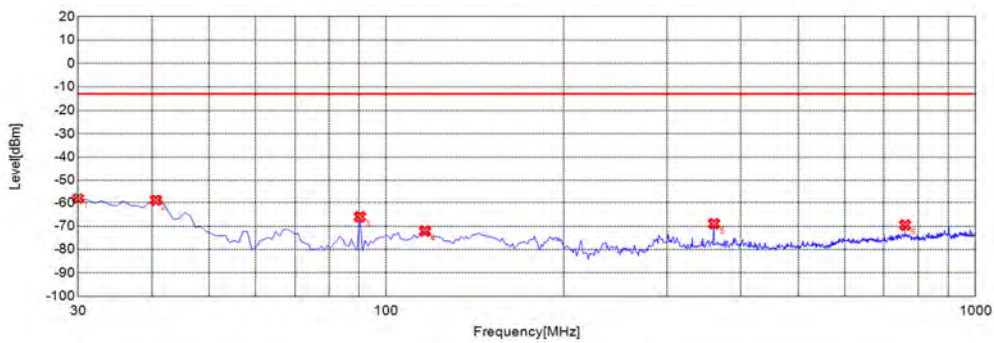


Final Test

No.	Fre.(MHz)	PK (dBm)	Limit (dBm)	Antenna	Verdict
1	1850.2830	-23.68	-13.00	Horizontal	N/A
2	1930.3100	-28.78	-13.00	Horizontal	N/A
3	3700.1170	-55.48	-13.00	Horizontal	PASS
4	6275.5460	-47.9	-13.00	Horizontal	PASS
5	13714.2860	-40.1	-13.00	Horizontal	PASS
6	17979.9970	-28.74	-13.00	Horizontal	PASS

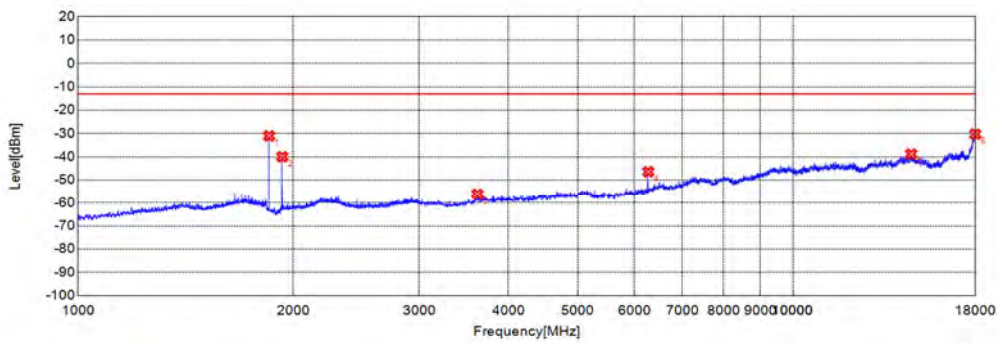


GSM1900(GSM), Low Channel



Final Test

No.	Fre.(MHz)	PK (dBm)	Limit (dBm)	Antenna	Verdict
1	30.0000	-58.05	-13.00	Vertical	PASS
2	40.6810	-58.94	-13.00	Vertical	PASS
3	90.2000	-66.06	-13.00	Vertical	PASS
4	116.4160	-72.16	-13.00	Vertical	PASS
5	360.1300	-68.99	-13.00	Vertical	PASS
6	760.1700	-69.57	-13.00	Vertical	PASS

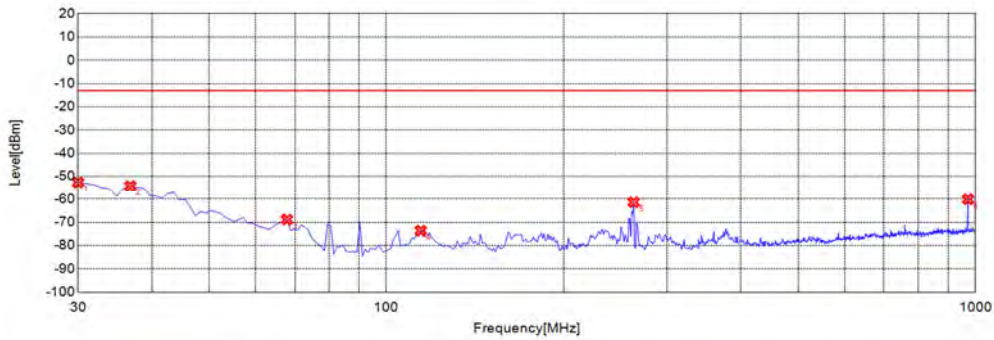


Final Test

No.	Fre.(MHz)	PK (dBm)	Limit (dBm)	Antenna	Verdict
1	1850.2830	-31	-13.00	Vertical	N/A
2	1930.3100	-39.95	-13.00	Vertical	N/A
3	3620.1030	-56.13	-13.00	Vertical	PASS
4	6275.5460	-46.39	-13.00	Vertical	PASS
5	14639.4400	-38.79	-13.00	Vertical	PASS
6	17997.5000	-30.27	-13.00	Vertical	PASS

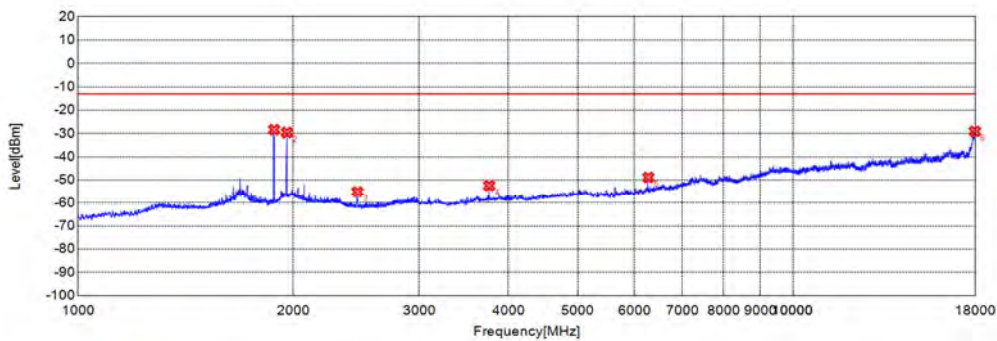


GSM1900(GSM), Mid Channel



Final Test

No.	Fre.(MHz)	PK (dBm)	Limit (dBm)	Antenna	Verdict
1	30.0000	-52.62	-13.00	Horizontal	PASS
2	36.7970	-54.17	-13.00	Horizontal	PASS
3	67.8680	-68.86	-13.00	Horizontal	PASS
4	114.4740	-73.64	-13.00	Horizontal	PASS
5	263.0330	-61.43	-13.00	Horizontal	PASS
6	971.8420	-60.15	-13.00	Horizontal	PASS

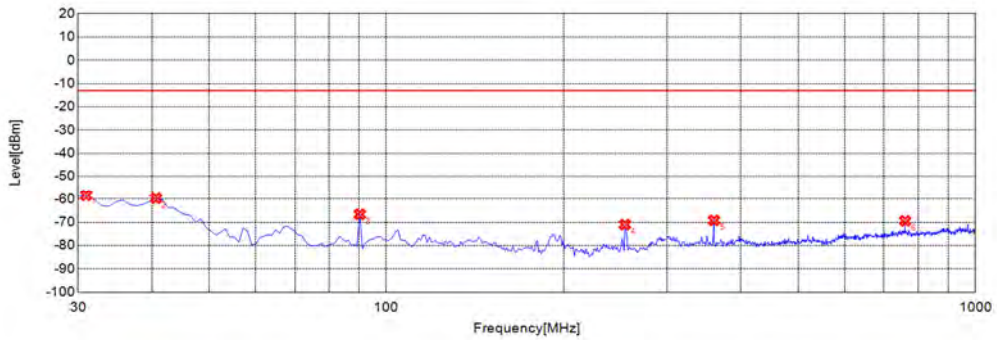


Final Test

No.	Fre.(MHz)	PK (dBm)	Limit (dBm)	Antenna	Verdict
1	1880.2930	-28.37	-13.00	Horizontal	N/A
2	1960.3200	-29.55	-13.00	Horizontal	N/A
3	2458.4860	-55.12	-13.00	Horizontal	PASS
4	3760.1270	-52.41	-13.00	Horizontal	PASS
5	6275.5460	-48.85	-13.00	Horizontal	PASS
6	17969.9950	-29.08	-13.00	Horizontal	PASS

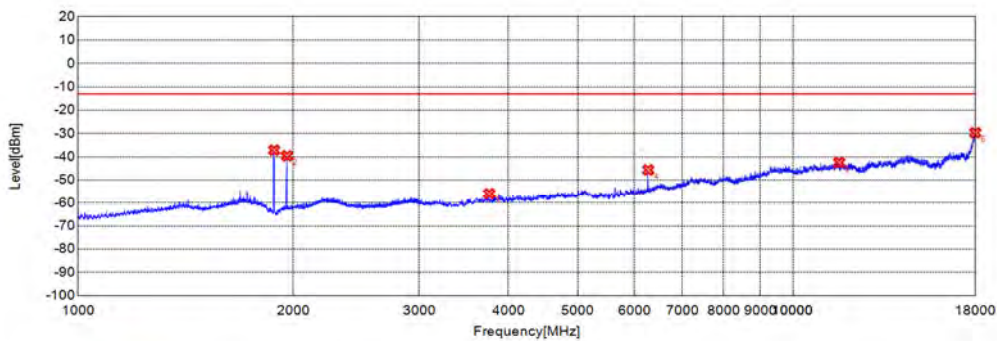


GSM1900(GSM), Mid Channel



Final Test

No.	Fre.(MHz)	PK (dBm)	Limit (dBm)	Antenna	Verdict
1	30.9710	-58.47	-13.00	Vertical	PASS
2	40.6810	-59.71	-13.00	Vertical	PASS
3	90.2000	-66.61	-13.00	Vertical	PASS
4	254.2940	-71.01	-13.00	Vertical	PASS
5	360.1300	-69.22	-13.00	Vertical	PASS
6	760.1700	-69.42	-13.00	Vertical	PASS

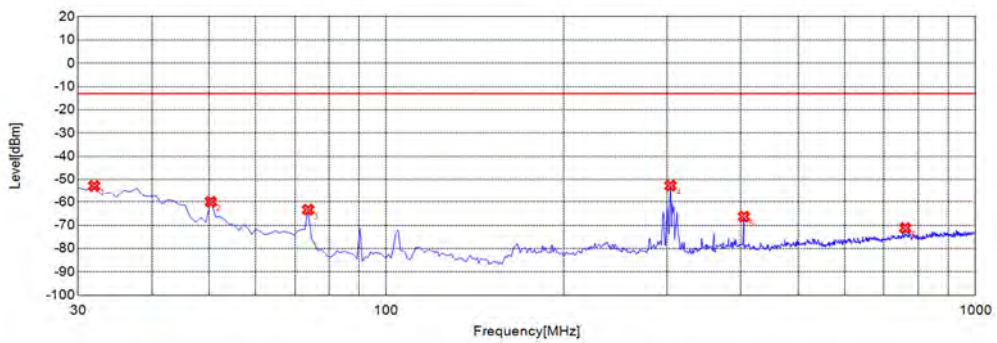


Final Test

No.	Fre.(MHz)	PK (dBm)	Limit (dBm)	Antenna	Verdict
1	1880.2930	-37.11	-13.00	Vertical	N/A
2	1960.3200	-39.57	-13.00	Vertical	N/A
3	3760.1270	-55.91	-13.00	Vertical	PASS
4	6275.5460	-45.59	-13.00	Vertical	PASS
5	11608.9350	-42.37	-13.00	Vertical	PASS
6	17997.5000	-29.69	-13.00	Vertical	PASS

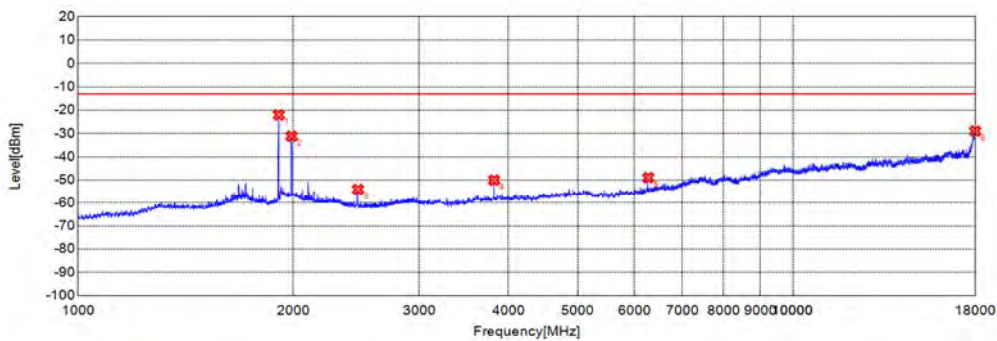


GSM1900(GSM), High Channel



Final Test

No.	Fre.(MHz)	PK (dBm)	Limit (dBm)	Antenna	Verdict
1	31.9420	-52.77	-13.00	Horizontal	PASS
2	50.3900	-59.94	-13.00	Horizontal	PASS
3	73.6940	-63.37	-13.00	Horizontal	PASS
4	303.8140	-52.62	-13.00	Horizontal	PASS
5	404.7950	-66.35	-13.00	Horizontal	PASS
6	760.1700	-71.23	-13.00	Horizontal	PASS

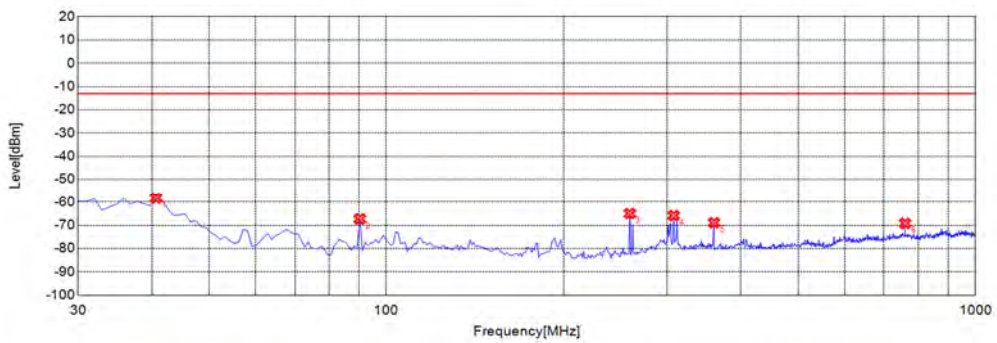


Final Test

No.	Fre.(MHz)	PK (dBm)	Limit (dBm)	Antenna	Verdict
1	1909.6370	-22.04	-13.00	Horizontal	N/A
2	1989.6630	-31.16	-13.00	Horizontal	N/A
3	2463.8210	-54.03	-13.00	Horizontal	PASS
4	3820.1370	-49.98	-13.00	Horizontal	PASS
5	6275.5460	-48.94	-13.00	Horizontal	PASS
6	17989.9980	-28.99	-13.00	Horizontal	PASS

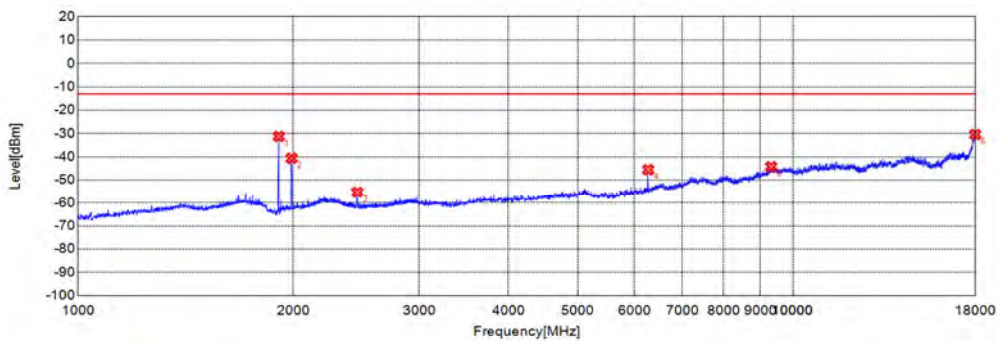


GSM1900(GSM), High Channel



Final Test

No.	Fre.(MHz)	PK (dBm)	Limit (dBm)	Antenna	Verdict
1	40.6810	-58.35	-13.00	Vertical	PASS
2	90.2000	-67.29	-13.00	Vertical	PASS
3	259.1490	-64.97	-13.00	Vertical	PASS
4	307.6980	-65.89	-13.00	Vertical	PASS
5	360.1300	-68.94	-13.00	Vertical	PASS
6	760.1700	-69.22	-13.00	Vertical	PASS

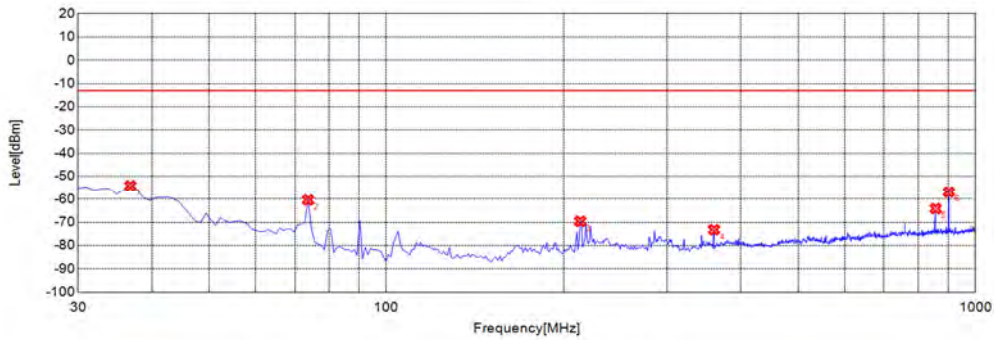


Final Test

No.	Fre.(MHz)	PK (dBm)	Limit (dBm)	Antenna	Verdict
1	1909.6370	-31.26	-13.00	Vertical	N/A
2	1989.6630	-40.56	-13.00	Vertical	N/A
3	2458.4860	-55.3	-13.00	Vertical	PASS
4	6275.5460	-45.51	-13.00	Vertical	PASS
5	9326.0540	-44.23	-13.00	Vertical	PASS
6	17997.5000	-30.43	-13.00	Vertical	PASS

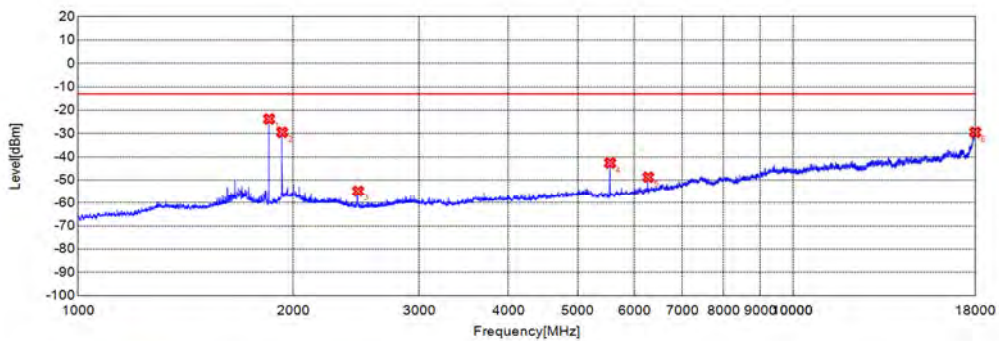


GSM1900(EDGE), Low Channel



Final Test

No.	Fre.(MHz)	PK (dBm)	Limit (dBm)	Antenna	Verdict
1	36.7970	-54.12	-13.00	Horizontal	PASS
2	73.6940	-60.43	-13.00	Horizontal	PASS
3	213.5140	-69.62	-13.00	Horizontal	PASS
4	360.1300	-73.23	-13.00	Horizontal	PASS
5	856.2960	-64.15	-13.00	Horizontal	PASS
6	901.9320	-56.88	-13.00	Horizontal	PASS

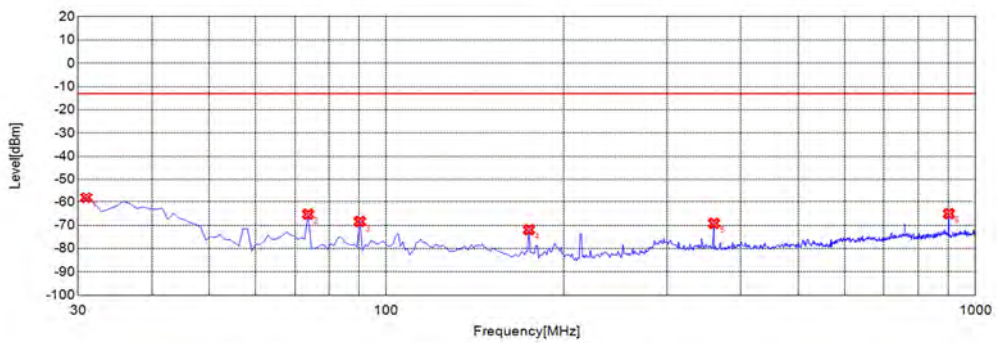


Final Test

No.	Fre.(MHz)	PK (dBm)	Limit (dBm)	Antenna	Verdict
1	1850.2830	-23.78	-13.00	Horizontal	N/A
2	1930.3100	-29.47	-13.00	Horizontal	N/A
3	2464.4880	-54.82	-13.00	Horizontal	PASS
4	5550.4250	-42.61	-13.00	Horizontal	PASS
5	6275.5460	-48.72	-13.00	Horizontal	PASS
6	17994.9990	-29.47	-13.00	Horizontal	PASS

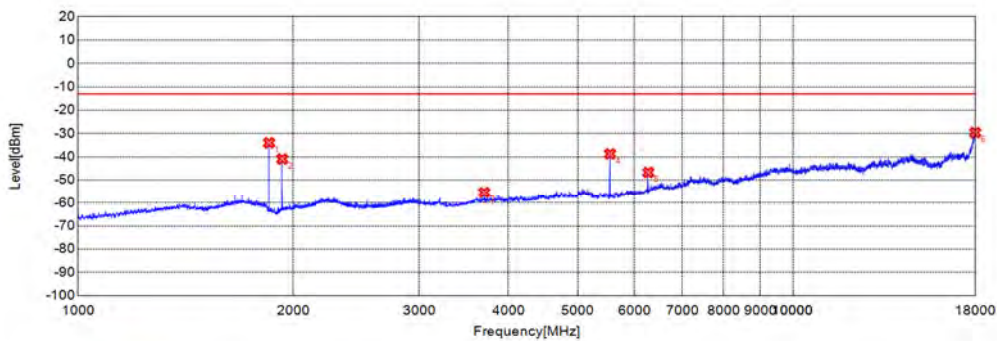


GSM1900(EDGE), Low Channel



Final Test

No.	Fre.(MHz)	PK (dBm)	Limit (dBm)	Antenna	Verdict
1	30.9710	-58.06	-13.00	Vertical	PASS
2	73.6940	-65.3	-13.00	Vertical	PASS
3	90.2000	-68.42	-13.00	Vertical	PASS
4	174.6750	-71.97	-13.00	Vertical	PASS
5	360.1300	-69.19	-13.00	Vertical	PASS
6	901.9320	-65.05	-13.00	Vertical	PASS

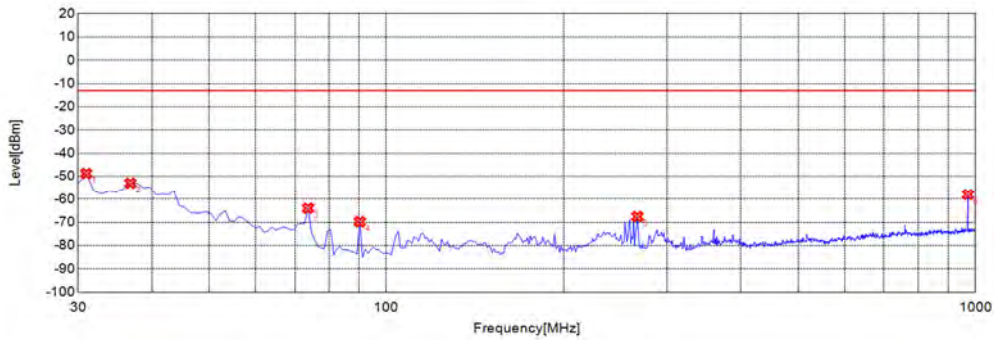


Final Test

No.	Fre.(MHz)	PK (dBm)	Limit (dBm)	Antenna	Verdict
1	1850.2830	-33.99	-13.00	Vertical	N/A
2	1930.3100	-40.93	-13.00	Vertical	N/A
3	3700.1170	-55.4	-13.00	Vertical	PASS
4	5550.4250	-38.72	-13.00	Vertical	PASS
5	6275.5460	-46.67	-13.00	Vertical	PASS
6	17994.9990	-29.62	-13.00	Vertical	PASS

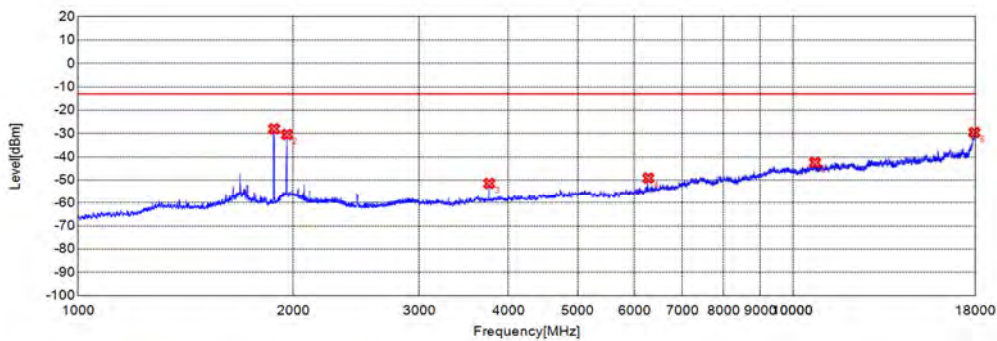


GSM1900(EDGE), Mid Channel



Final Test

No.	Fre.(MHz)	PK (dBm)	Limit (dBm)	Antenna	Verdict
1	30.9710	-48.75	-13.00	Horizontal	PASS
2	36.7970	-52.94	-13.00	Horizontal	PASS
3	73.6940	-63.97	-13.00	Horizontal	PASS
4	90.2000	-69.84	-13.00	Horizontal	PASS
5	266.9170	-67.59	-13.00	Horizontal	PASS
6	971.8420	-57.95	-13.00	Horizontal	PASS

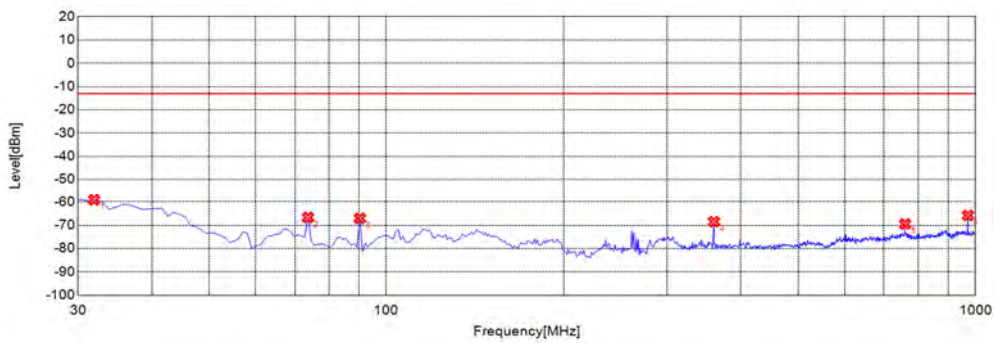


Final Test

No.	Fre.(MHz)	PK (dBm)	Limit (dBm)	Antenna	Verdict
1	1880.2930	-27.99	-13.00	Horizontal	N/A
2	1960.3200	-30.41	-13.00	Horizontal	N/A
3	3760.1270	-51.41	-13.00	Horizontal	PASS
4	6275.5460	-49.1	-13.00	Horizontal	PASS
5	10741.2900	-42.37	-13.00	Horizontal	PASS
6	17944.9910	-29.57	-13.00	Horizontal	PASS

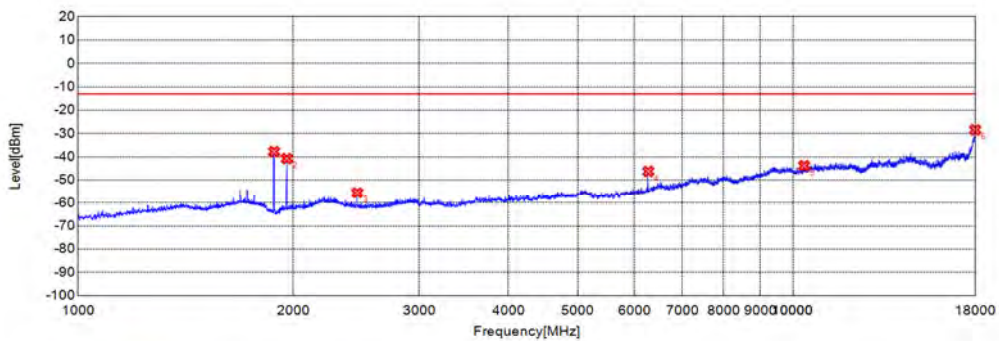


GSM1900(EDGE), Mid Channel



Final Test

No.	Fre.(MHz)	PK (dBm)	Limit (dBm)	Antenna	Verdict
1	31.9420	-59.17	-13.00	Vertical	PASS
2	73.6940	-66.69	-13.00	Vertical	PASS
3	90.2000	-67.06	-13.00	Vertical	PASS
4	360.1300	-68.5	-13.00	Vertical	PASS
5	760.1700	-69.5	-13.00	Vertical	PASS
6	971.8420	-65.86	-13.00	Vertical	PASS

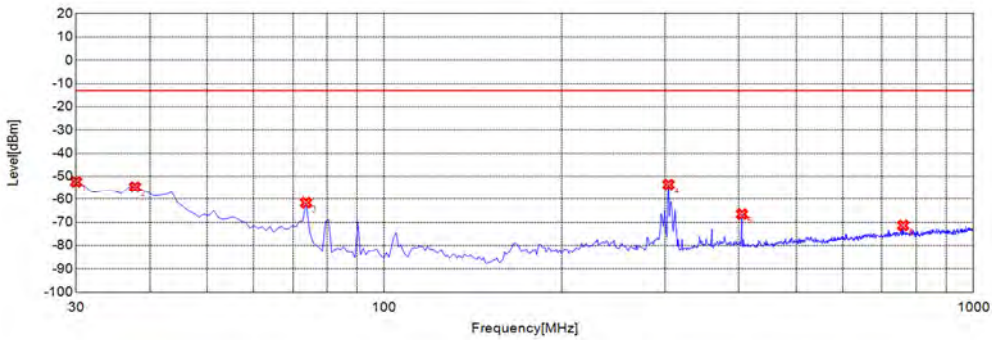


Final Test

No.	Fre.(MHz)	PK (dBm)	Limit (dBm)	Antenna	Verdict
1	1880.2930	-37.76	-13.00	Vertical	N/A
2	1959.6530	-40.73	-13.00	Vertical	N/A
3	2457.8190	-55.54	-13.00	Vertical	PASS
4	6275.5460	-46.23	-13.00	Vertical	PASS
5	10371.2290	-43.81	-13.00	Vertical	PASS
6	17992.4990	-28.44	-13.00	Vertical	PASS

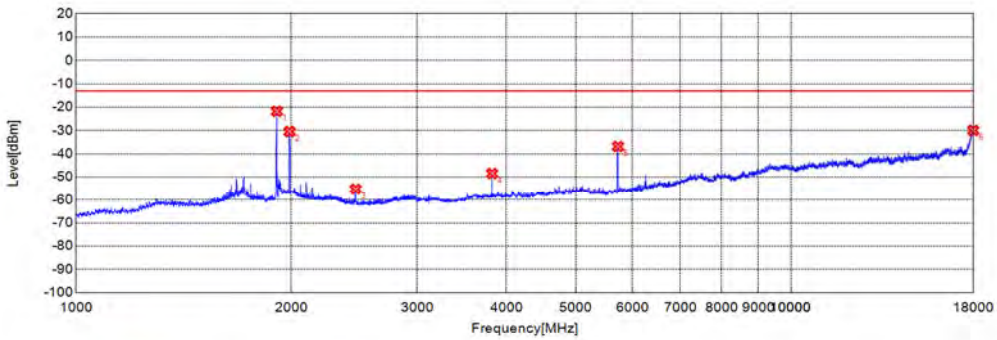


GSM1900(EDGE), High Channel



Final Test

No.	Fre.(MHz)	PK (dBm)	Limit (dBm)	Antenna	Verdict
1	30.0000	-52.35	-13.00	Horizontal	PASS
2	37.7680	-54.6	-13.00	Horizontal	PASS
3	73.6940	-61.63	-13.00	Horizontal	PASS
4	303.8140	-53.5	-13.00	Horizontal	PASS
5	404.7950	-66.56	-13.00	Horizontal	PASS
6	760.1700	-71.44	-13.00	Horizontal	PASS

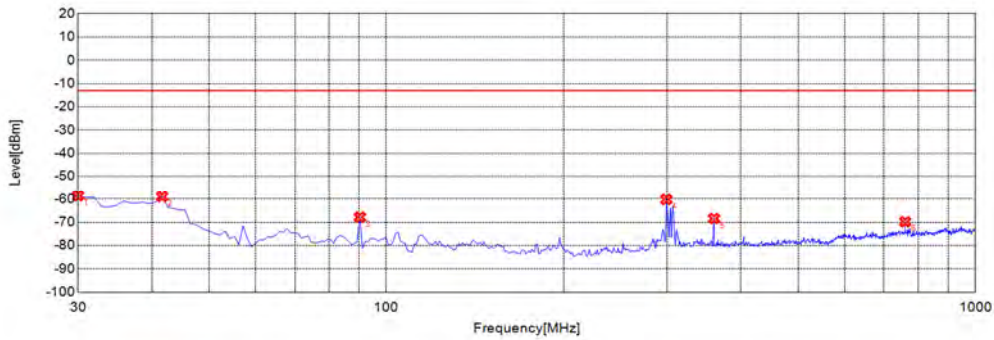


Final Test

No.	Fre.(MHz)	PK (dBm)	Limit (dBm)	Antenna	Verdict
1	1909.6370	-21.77	-13.00	Horizontal	N/A
2	1989.6630	-30.45	-13.00	Horizontal	N/A
3	2460.4870	-55.24	-13.00	Horizontal	PASS
4	3820.1370	-48.45	-13.00	Horizontal	PASS
5	5730.4550	-36.85	-13.00	Horizontal	PASS
6	17997.5000	-29.94	-13.00	Horizontal	PASS

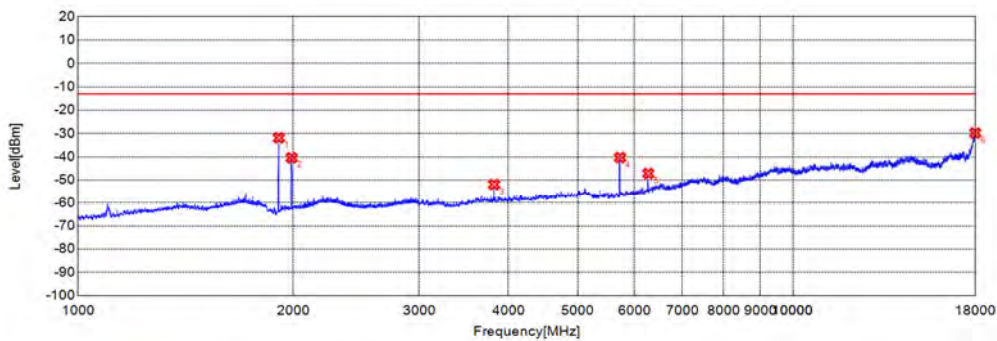


GSM1900(EDGE), High Channel



Final Test

No.	Fre.(MHz)	PK (dBm)	Limit (dBm)	Antenna	Verdict
1	30.0000	-58.67	-13.00	Vertical	PASS
2	41.6520	-58.97	-13.00	Vertical	PASS
3	90.2000	-67.83	-13.00	Vertical	PASS
4	298.9590	-60.22	-13.00	Vertical	PASS
5	360.1300	-68.43	-13.00	Vertical	PASS
6	760.1700	-69.8	-13.00	Vertical	PASS

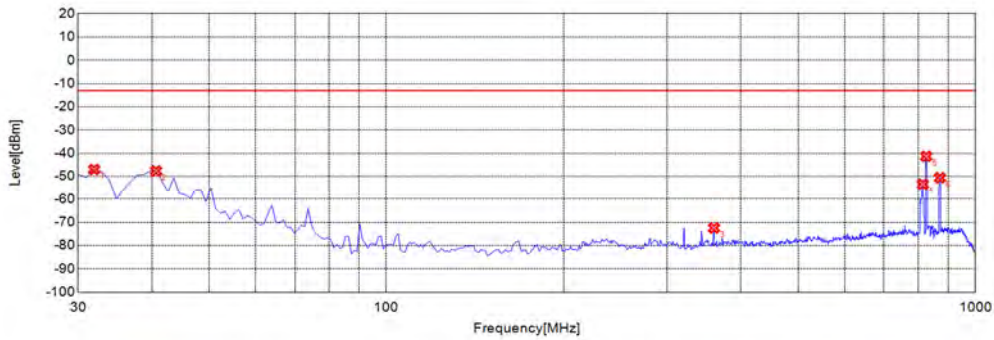


Final Test

No.	Fre.(MHz)	PK (dBm)	Limit (dBm)	Antenna	Verdict
1	1909.6370	-31.85	-13.00	Vertical	N/A
2	1989.6630	-40.37	-13.00	Vertical	N/A
3	3820.1370	-51.89	-13.00	Vertical	PASS
4	5730.4550	-40.27	-13.00	Vertical	PASS
5	6275.5460	-47.16	-13.00	Vertical	PASS
6	17994.9990	-29.83	-13.00	Vertical	PASS

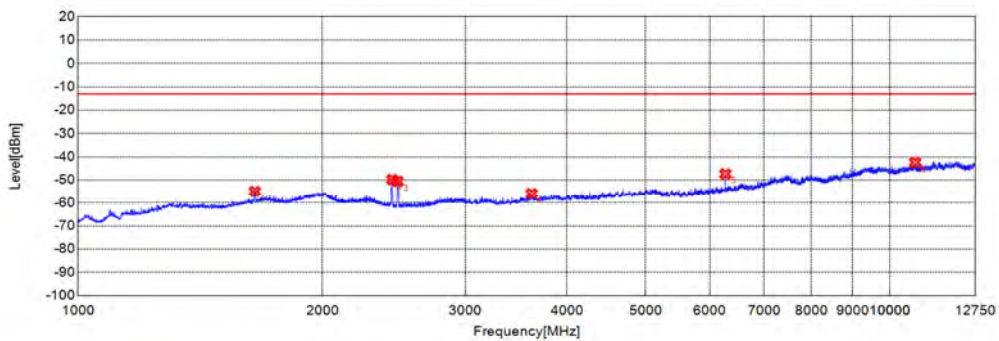


WCDMA Band V(WCDMA), Low Channel



Final Test

No.	Fre.(MHz)	PK (dBm)	Limit (dBm)	Antenna	Verdict
1	31.9420	-46.99	-13.00	Horizontal	PASS
2	40.6810	-47.62	-13.00	Horizontal	PASS
3	360.1300	-72.5	-13.00	Horizontal	PASS
4	814.5450	-53.35	-13.00	Horizontal	PASS
5	825.2250	-41.34	-13.00	Horizontal	N/A
6	870.8610	-50.53	-13.00	Horizontal	N/A

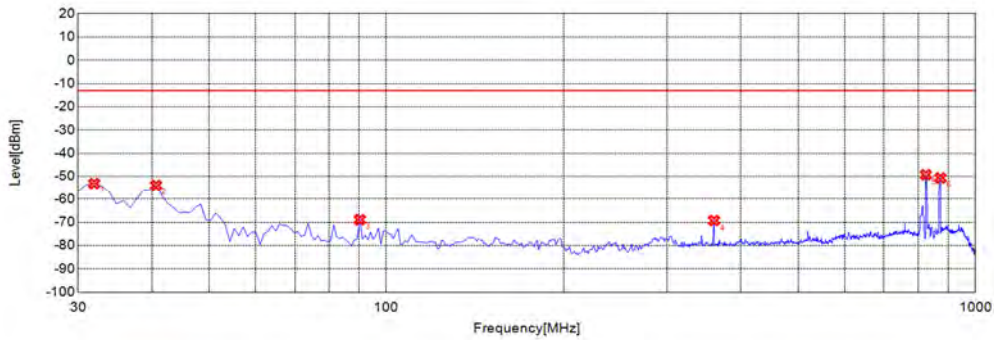


Final Test

No.	Fre.(MHz)	PK (dBm)	Limit (dBm)	Antenna	Verdict
1	1650.8840	-54.91	-13.00	Horizontal	PASS
2	2438.4790	-49.74	-13.00	Horizontal	PASS
3	2475.8250	-50.56	-13.00	Horizontal	PASS
4	3620.8530	-55.88	-13.00	Horizontal	PASS
5	6274.9210	-47.33	-13.00	Horizontal	PASS
6	10749.2920	-42.36	-13.00	Horizontal	PASS

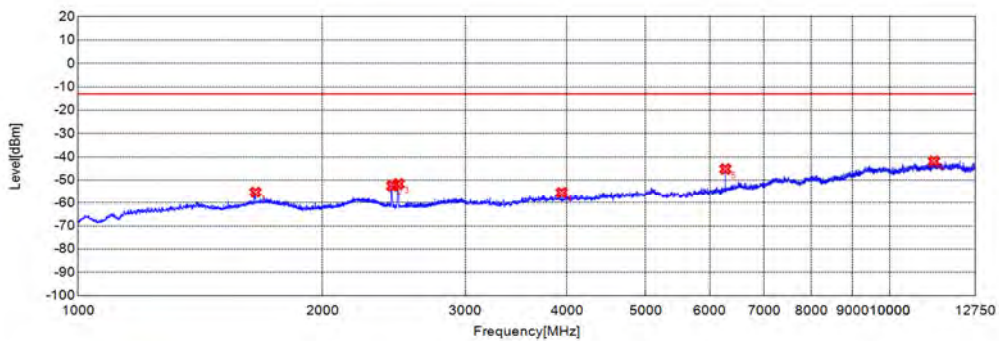


WCDMA Band V(WCDMA), Low Channel



Final Test

No.	Fre.(MHz)	PK (dBm)	Limit (dBm)	Antenna	Verdict
1	31.9420	-53.08	-13.00	Vertical	PASS
2	40.6810	-53.86	-13.00	Vertical	PASS
3	90.2000	-68.92	-13.00	Vertical	PASS
4	360.1300	-69.29	-13.00	Vertical	PASS
5	824.2540	-49.25	-13.00	Vertical	N/A
6	872.8030	-50.62	-13.00	Vertical	N/A

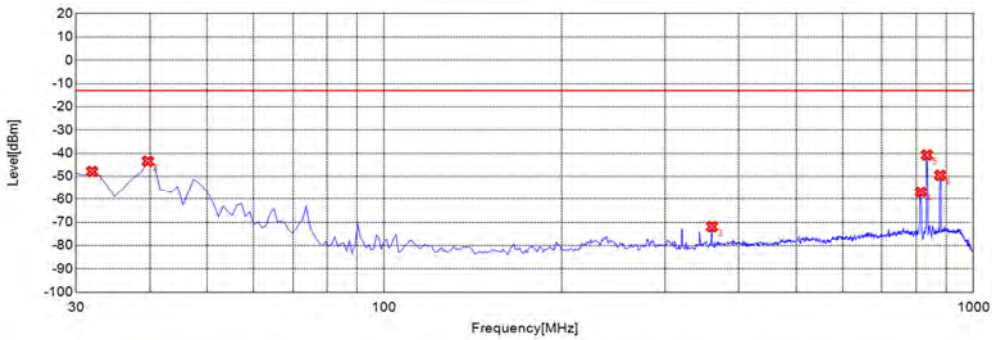


Final Test

No.	Fre.(MHz)	PK (dBm)	Limit (dBm)	Antenna	Verdict
1	1654.2180	-55.29	-13.00	Vertical	PASS
2	2438.4790	-52.43	-13.00	Vertical	PASS
3	2482.4940	-51.55	-13.00	Vertical	PASS
4	3942.6570	-55.45	-13.00	Vertical	PASS
5	6274.9210	-45.18	-13.00	Vertical	PASS
6	11337.6400	-41.86	-13.00	Vertical	PASS

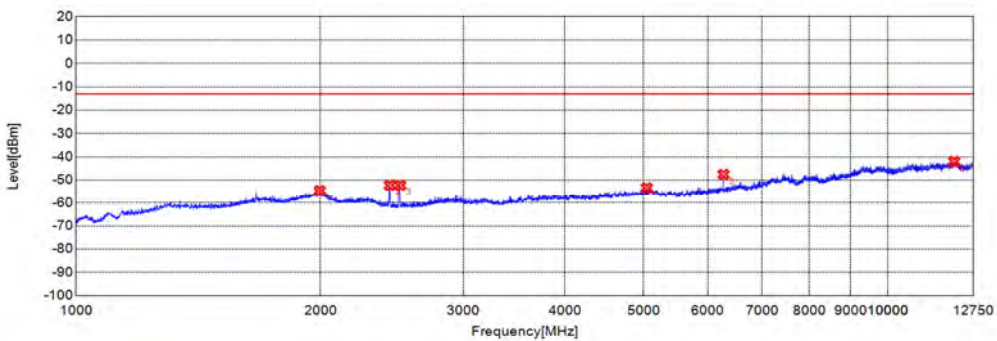


WCDMA Band V(WCDMA), Mid Channel



Final Test

No.	Fre.(MHz)	PK (dBm)	Limit (dBm)	Antenna	Verdict
1	31.9420	-47.83	-13.00	Horizontal	PASS
2	39.7100	-43.42	-13.00	Horizontal	PASS
3	360.1300	-71.94	-13.00	Horizontal	PASS
4	814.5450	-56.89	-13.00	Horizontal	PASS
5	833.9640	-40.77	-13.00	Horizontal	N/A
6	878.6290	-49.49	-13.00	Horizontal	N/A

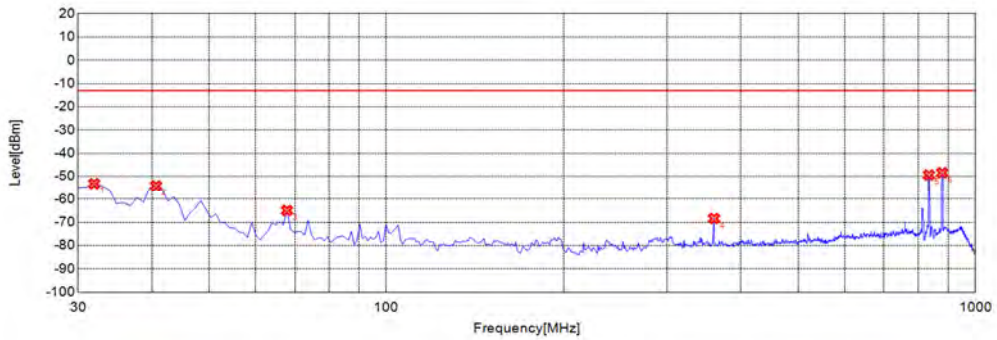


Final Test

No.	Fre.(MHz)	PK (dBm)	Limit (dBm)	Antenna	Verdict
1	1996.3320	-54.53	-13.00	Horizontal	PASS
2	2435.8120	-52.18	-13.00	Horizontal	PASS
3	2508.5030	-52.18	-13.00	Horizontal	PASS
4	5047.8410	-53.3	-13.00	Horizontal	PASS
5	6276.5460	-47.54	-13.00	Horizontal	PASS
6	12080.3880	-42.04	-13.00	Horizontal	PASS

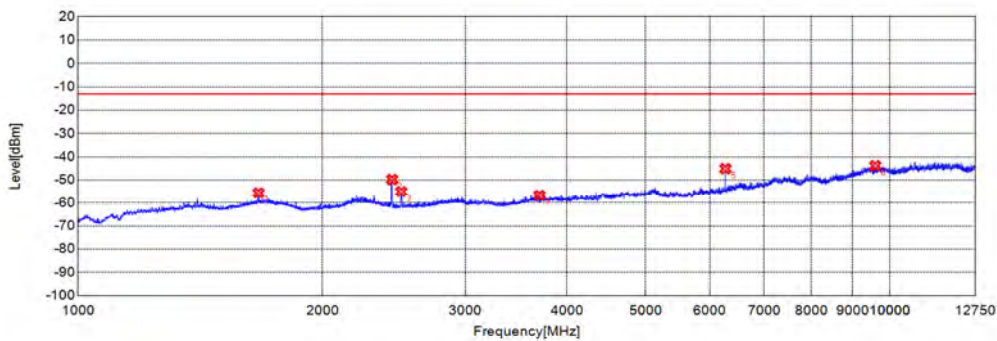


WCDMA Band V(WCDMA), Mid Channel



Final Test

No.	Fre.(MHz)	PK (dBm)	Limit (dBm)	Antenna	Verdict
1	31.9420	-53.13	-13.00	Vertical	PASS
2	40.6810	-54.1	-13.00	Vertical	PASS
3	67.8680	-64.97	-13.00	Vertical	PASS
4	360.1300	-68.43	-13.00	Vertical	PASS
5	833.9640	-49.39	-13.00	Vertical	N/A
6	878.6290	-48.41	-13.00	Vertical	N/A

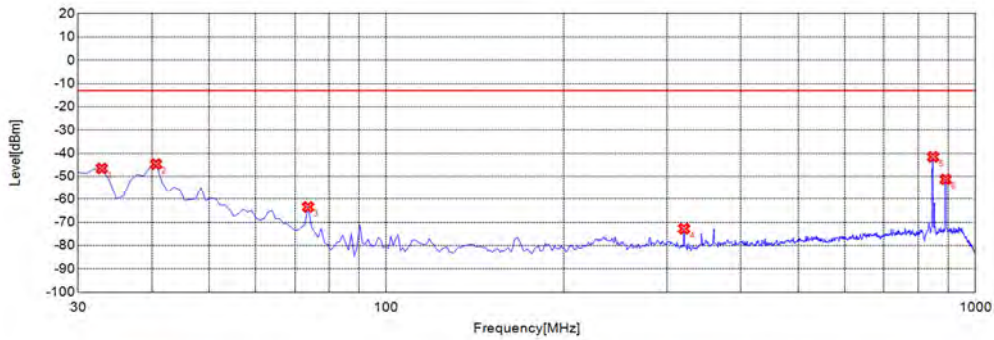


Final Test

No.	Fre.(MHz)	PK (dBm)	Limit (dBm)	Antenna	Verdict
1	1668.8900	-55.6	-13.00	Vertical	PASS
2	2437.8130	-49.74	-13.00	Vertical	PASS
3	2501.1670	-55.01	-13.00	Vertical	PASS
4	3702.1170	-56.64	-13.00	Vertical	PASS
5	6274.9210	-45.07	-13.00	Vertical	PASS
6	9600.2250	-43.83	-13.00	Vertical	PASS

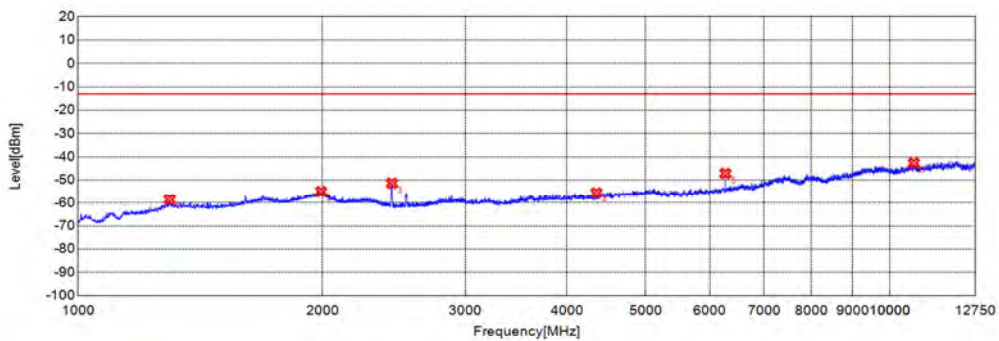


WCDMA Band V(WCDMA), High Channel



Final Test

No.	Fre.(MHz)	PK (dBm)	Limit (dBm)	Antenna	Verdict
1	32.9130	-46.53	-13.00	Horizontal	PASS
2	40.6810	-44.65	-13.00	Horizontal	PASS
3	73.6940	-63.48	-13.00	Horizontal	PASS
4	320.3200	-72.79	-13.00	Horizontal	PASS
5	847.5580	-41.57	-13.00	Horizontal	N/A
6	890.2800	-51.23	-13.00	Horizontal	N/A

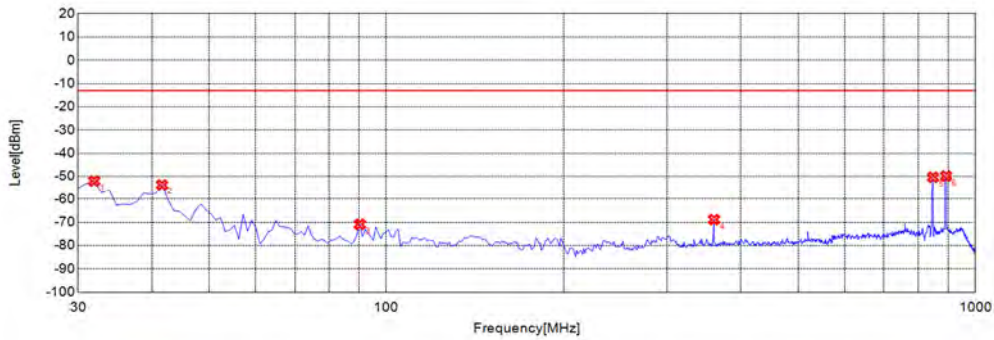


Final Test

No.	Fre.(MHz)	PK (dBm)	Limit (dBm)	Antenna	Verdict
1	1296.7660	-58.57	-13.00	Horizontal	PASS
2	1992.3310	-54.95	-13.00	Horizontal	PASS
3	2436.4790	-51.33	-13.00	Horizontal	PASS
4	4352.2250	-55.56	-13.00	Horizontal	PASS
5	6274.9210	-47.13	-13.00	Horizontal	PASS
6	10710.2850	-42.65	-13.00	Horizontal	PASS

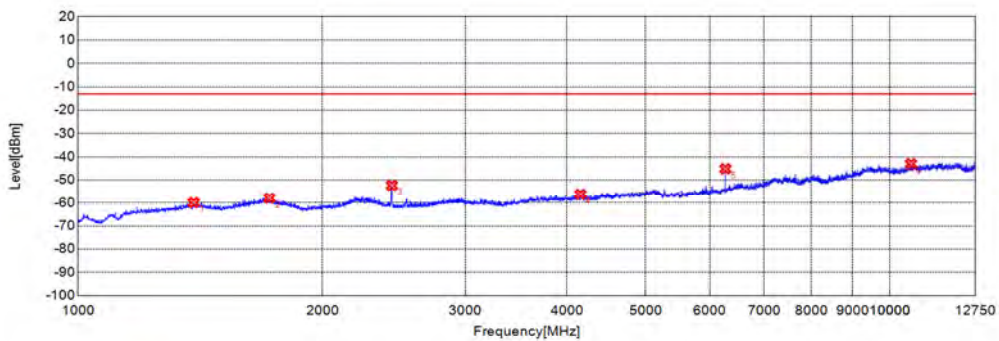


WCDMA Band V(WCDMA), High Channel



Final Test

No.	Fre.(MHz)	PK (dBm)	Limit (dBm)	Antenna	Verdict
1	31.9420	-51.96	-13.00	Vertical	PASS
2	41.6520	-53.67	-13.00	Vertical	PASS
3	90.2000	-70.91	-13.00	Vertical	PASS
4	360.1300	-68.89	-13.00	Vertical	PASS
5	847.5580	-50.32	-13.00	Vertical	N/A
6	892.2220	-49.82	-13.00	Vertical	N/A

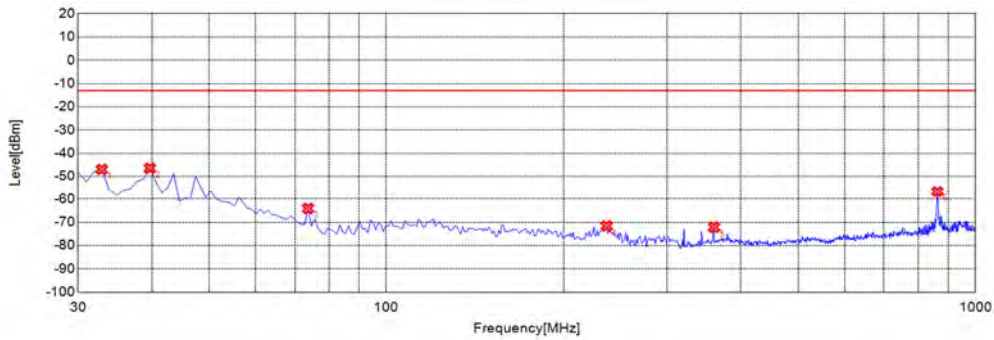


Final Test

No.	Fre.(MHz)	PK (dBm)	Limit (dBm)	Antenna	Verdict
1	1388.1290	-59.94	-13.00	Vertical	PASS
2	1720.9070	-57.89	-13.00	Vertical	PASS
3	2435.8120	-52.3	-13.00	Vertical	PASS
4	4158.8180	-56.21	-13.00	Vertical	PASS
5	6274.9210	-45.14	-13.00	Vertical	PASS
6	10622.5200	-42.96	-13.00	Vertical	PASS

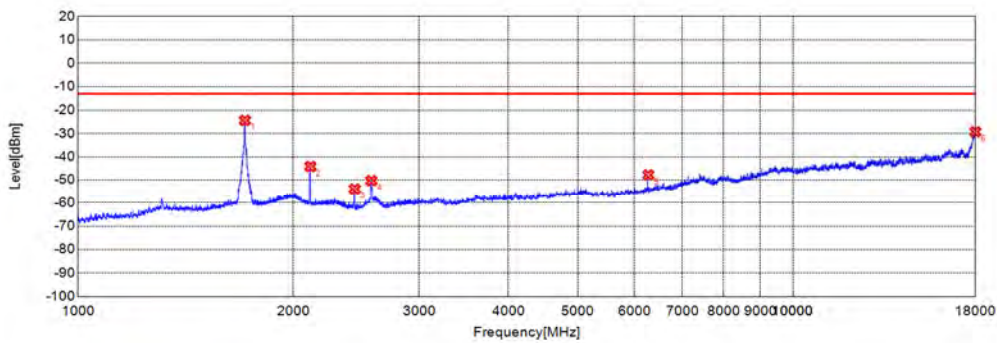


WCDMA Band IV(WCDMA), Low Channel



Final Test

No.	Fre.(MHz)	PK (dBm)	Limit (dBm)	Antenna	Verdict
1	32.9130	-46.96	-13.00	Horizontal	PASS
2	39.7100	-46.45	-13.00	Horizontal	PASS
3	73.6940	-64.13	-13.00	Horizontal	PASS
4	236.8170	-71.63	-13.00	Horizontal	PASS
5	360.1300	-72.19	-13.00	Horizontal	PASS
6	862.1220	-56.66	-13.00	Horizontal	PASS

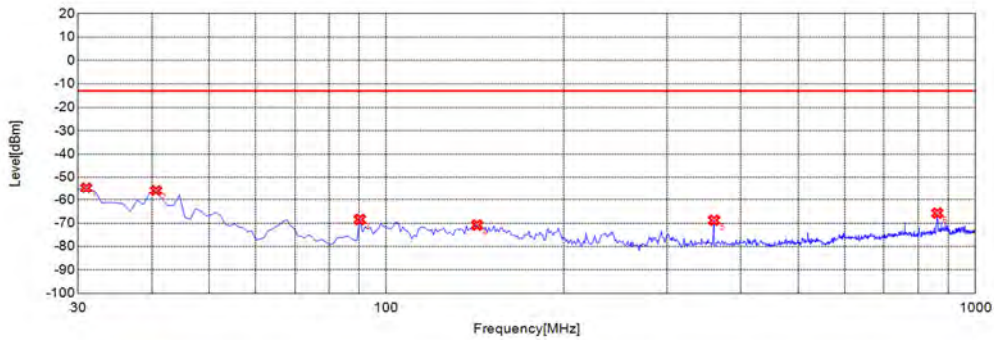


Final Test

No.	Fre.(MHz)	PK (dBm)	Limit (dBm)	Antenna	Verdict
1	1711.5710	-24.3	-13.00	Horizontal	N/A
2	2113.7050	-44.14	-13.00	Horizontal	N/A
3	2437.8130	-53.87	-13.00	Horizontal	PASS
4	2572.5240	-50.28	-13.00	Horizontal	PASS
5	6275.5460	-47.78	-13.00	Horizontal	PASS
6	17997.5000	-29.25	-13.00	Horizontal	PASS

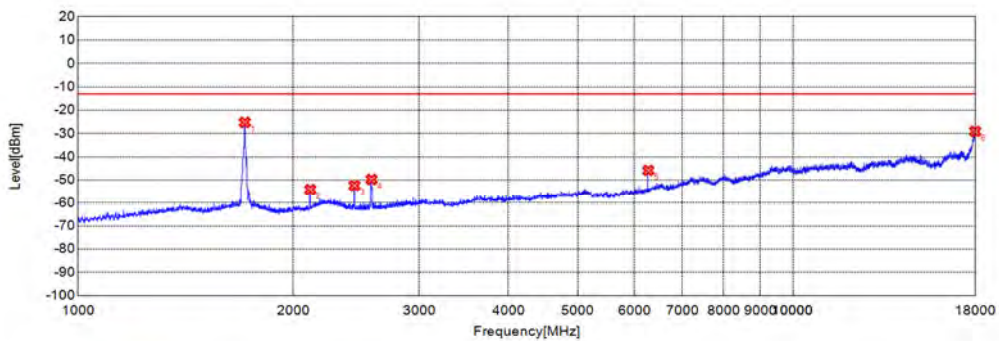


WCDMA Band IV(WCDMA), Low Channel



Final Test

No.	Fre.(MHz)	PK (dBm)	Limit (dBm)	Antenna	Verdict
1	30.9710	-54.66	-13.00	Vertical	PASS
2	40.6810	-55.83	-13.00	Vertical	PASS
3	90.2000	-68.48	-13.00	Vertical	PASS
4	142.6330	-70.86	-13.00	Vertical	PASS
5	360.1300	-68.78	-13.00	Vertical	PASS
6	862.1220	-65.75	-13.00	Vertical	PASS

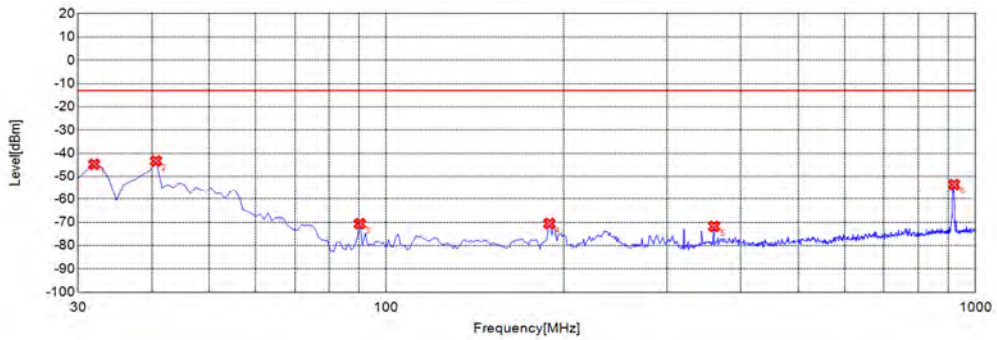


Final Test

No.	Fre.(MHz)	PK (dBm)	Limit (dBm)	Antenna	Verdict
1	1710.9040	-25.23	-13.00	Vertical	N/A
2	2113.0380	-54.09	-13.00	Vertical	N/A
3	2435.8120	-52.33	-13.00	Vertical	PASS
4	2573.8580	-49.71	-13.00	Vertical	PASS
5	6275.5460	-45.79	-13.00	Vertical	PASS
6	17989.9980	-29.09	-13.00	Vertical	PASS

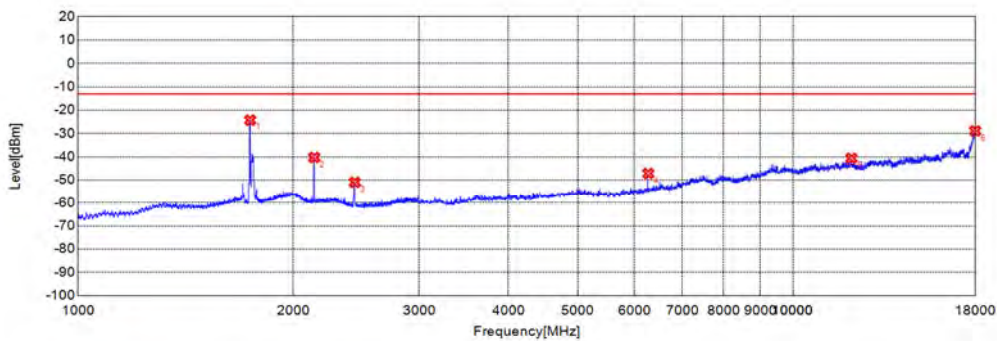


WCDMA Band IV(WCDMA), Mid Channel



Final Test

No.	Fre.(MHz)	PK (dBm)	Limit (dBm)	Antenna	Verdict
1	31.9420	-44.73	-13.00	Horizontal	PASS
2	40.6810	-43.31	-13.00	Horizontal	PASS
3	90.2000	-70.66	-13.00	Horizontal	PASS
4	189.2390	-70.55	-13.00	Horizontal	PASS
5	360.1300	-71.85	-13.00	Horizontal	PASS
6	920.3800	-53.45	-13.00	Horizontal	PASS

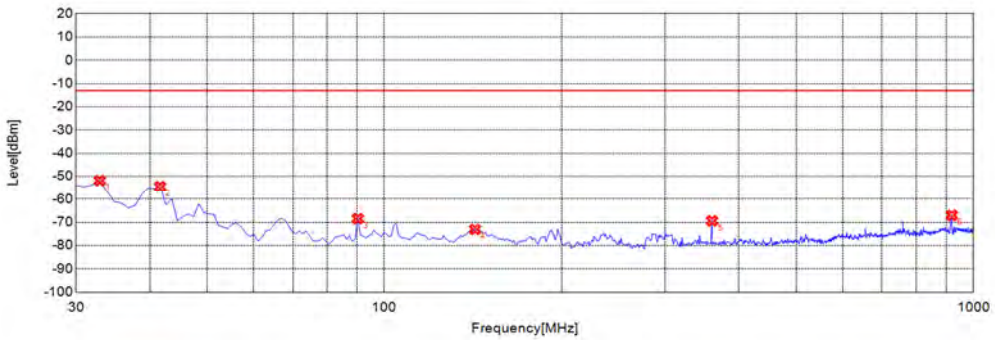


Final Test

No.	Fre.(MHz)	PK (dBm)	Limit (dBm)	Antenna	Verdict
1	1740.9140	-24.28	-13.00	Horizontal	N/A
2	2139.7130	-40.23	-13.00	Horizontal	N/A
3	2438.4790	-50.9	-13.00	Horizontal	PASS
4	6275.5460	-47.14	-13.00	Horizontal	PASS
5	12076.5130	-40.61	-13.00	Horizontal	PASS
6	17984.9970	-28.88	-13.00	Horizontal	PASS

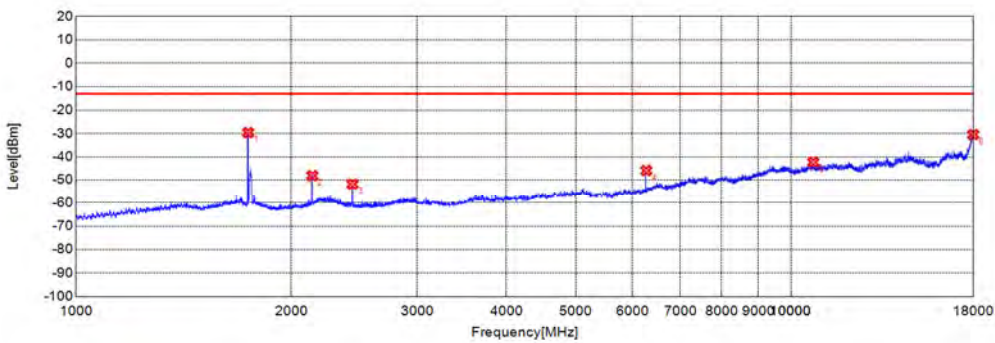


WCDMA Band IV(WCDMA), Mid Channel



Final Test

No.	Fre.(MHz)	PK (dBm)	Limit (dBm)	Antenna	Verdict
1	32.9130	-51.84	-13.00	Vertical	PASS
2	41.6520	-54.42	-13.00	Vertical	PASS
3	90.2000	-68.47	-13.00	Vertical	PASS
4	142.6330	-73.09	-13.00	Vertical	PASS
5	360.1300	-69.41	-13.00	Vertical	PASS
6	919.4090	-67.06	-13.00	Vertical	PASS

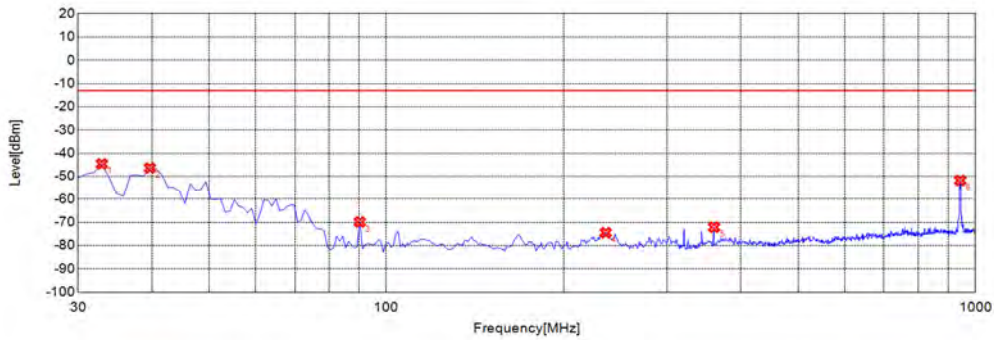


Final Test

No.	Fre.(MHz)	PK (dBm)	Limit (dBm)	Antenna	Verdict
1	1740.9140	-29.58	-13.00	Vertical	N/A
2	2140.3800	-48.13	-13.00	Vertical	N/A
3	2435.1450	-51.74	-13.00	Vertical	PASS
4	6275.5460	-45.9	-13.00	Vertical	PASS
5	10748.7910	-42.31	-13.00	Vertical	PASS
6	17992.4990	-30.42	-13.00	Vertical	PASS

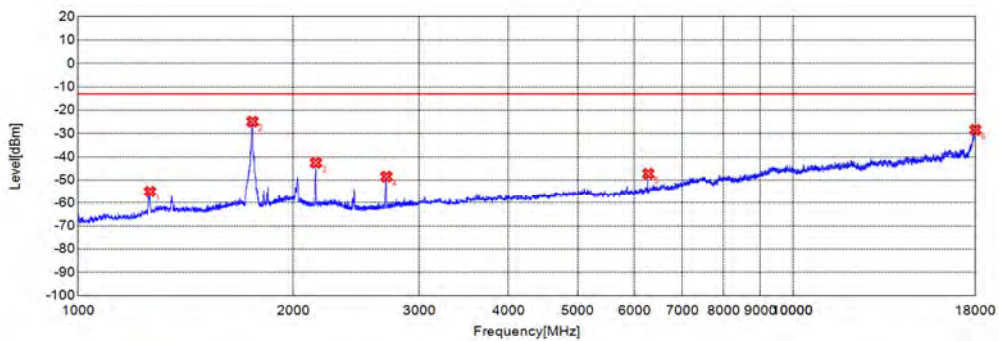


WCDMA Band IV(WCDMA), High Channel



Final Test

No.	Fre.(MHz)	PK (dBm)	Limit (dBm)	Antenna	Verdict
1	32.9130	-44.59	-13.00	Horizontal	PASS
2	39.7100	-46.36	-13.00	Horizontal	PASS
3	90.2000	-69.89	-13.00	Horizontal	PASS
4	235.8460	-74.51	-13.00	Horizontal	PASS
5	360.1300	-72.14	-13.00	Horizontal	PASS
6	942.7130	-51.71	-13.00	Horizontal	PASS

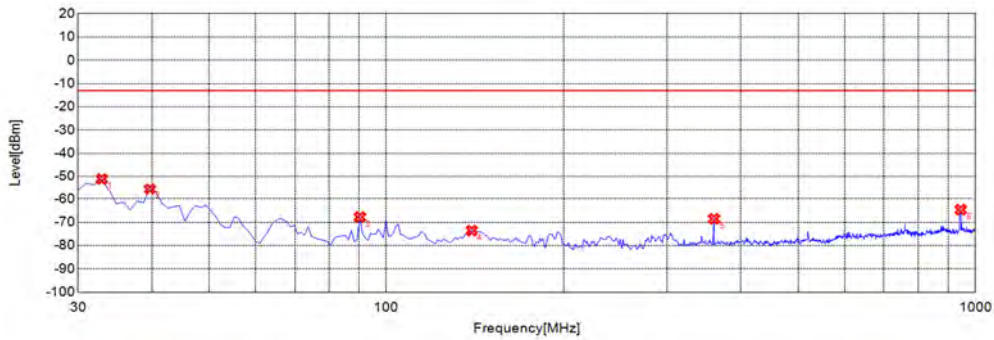


Final Test

No.	Fre.(MHz)	PK (dBm)	Limit (dBm)	Antenna	Verdict
1	1260.7540	-55.04	-13.00	Horizontal	PASS
2	1753.5850	-24.89	-13.00	Horizontal	N/A
3	2151.7170	-42.51	-13.00	Horizontal	N/A
4	2699.9000	-48.46	-13.00	Horizontal	PASS
5	6275.5460	-47.24	-13.00	Horizontal	PASS
6	17997.5000	-28.43	-13.00	Horizontal	PASS

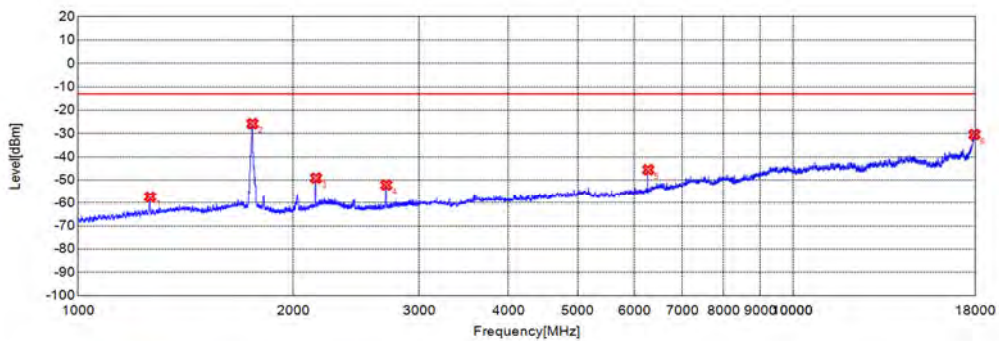


WCDMA Band IV(WCDMA), High Channel



Final Test

No.	Fre.(MHz)	PK (dBm)	Limit (dBm)	Antenna	Verdict
1	32.9130	-51.07	-13.00	Vertical	PASS
2	39.7100	-55.53	-13.00	Vertical	PASS
3	90.2000	-67.81	-13.00	Vertical	PASS
4	139.7200	-73.62	-13.00	Vertical	PASS
5	360.1300	-68.57	-13.00	Vertical	PASS
6	944.6550	-64.66	-13.00	Vertical	PASS

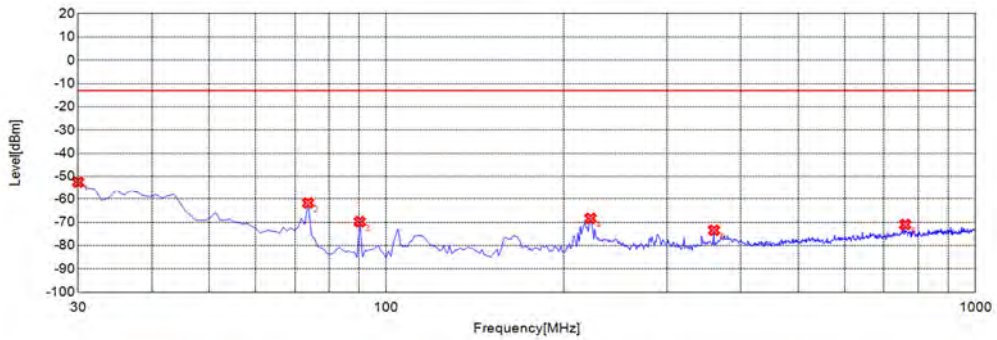


Final Test

No.	Fre.(MHz)	PK (dBm)	Limit (dBm)	Antenna	Verdict
1	1261.4200	-57.41	-13.00	Vertical	PASS
2	1753.5850	-25.8	-13.00	Vertical	N/A
3	2152.3840	-49.09	-13.00	Vertical	N/A
4	2699.2330	-52.09	-13.00	Vertical	PASS
5	6275.5460	-45.52	-13.00	Vertical	PASS
6	17944.9910	-30.39	-13.00	Vertical	PASS

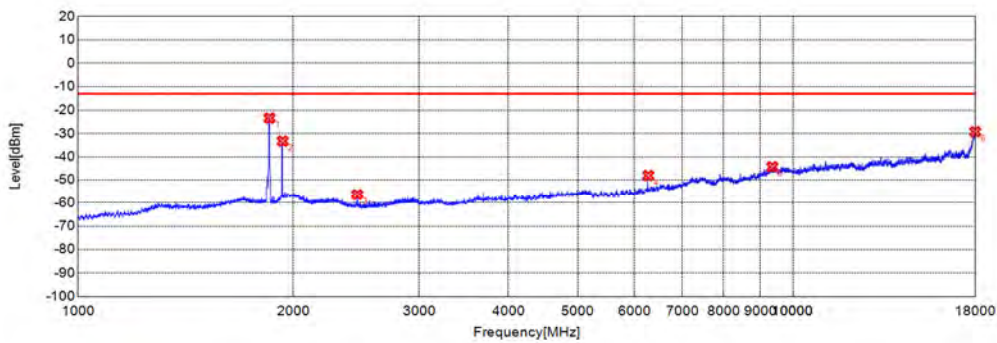


WCDMA Band II(WCDMA), Low Channel



Final Test

No.	Fre.(MHz)	PK (dBm)	Limit (dBm)	Antenna	Verdict
1	30.0000	-52.42	-13.00	Horizontal	PASS
2	73.6940	-61.73	-13.00	Horizontal	PASS
3	90.2000	-69.79	-13.00	Horizontal	PASS
4	222.2520	-68.36	-13.00	Horizontal	PASS
5	360.1300	-73.45	-13.00	Horizontal	PASS
6	760.1700	-71.03	-13.00	Horizontal	PASS

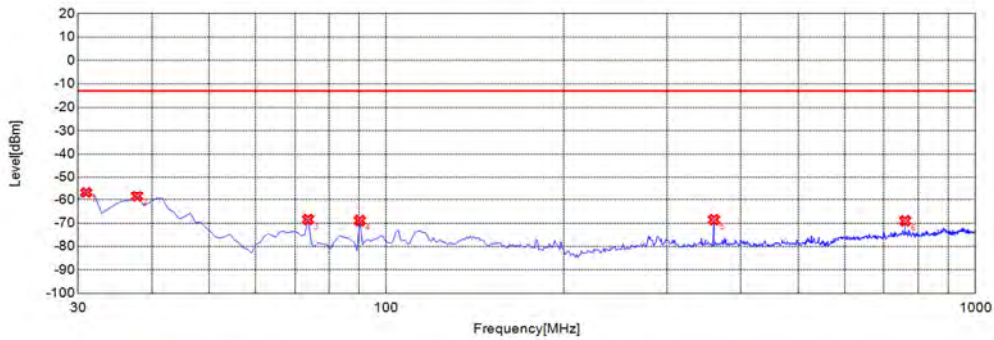


Final Test

No.	Fre.(MHz)	PK (dBm)	Limit (dBm)	Antenna	Verdict
1	1852.9510	-23.33	-13.00	Horizontal	N/A
2	1932.9780	-33.21	-13.00	Horizontal	N/A
3	2457.8190	-56.39	-13.00	Horizontal	PASS
4	6275.5460	-48.05	-13.00	Horizontal	PASS
5	9358.5600	-44.27	-13.00	Horizontal	PASS
6	17994.9990	-29.21	-13.00	Horizontal	PASS

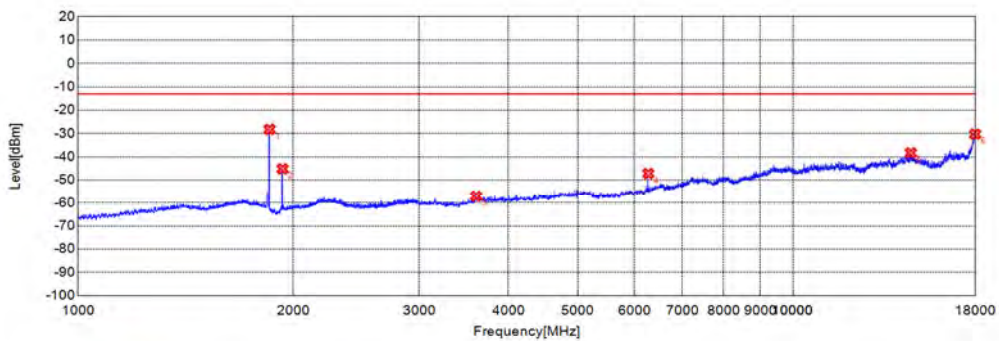


WCDMA Band II(WCDMA), Low Channel



Final Test

No.	Fre.(MHz)	PK (dBm)	Limit (dBm)	Antenna	Verdict
1	30.9710	-56.69	-13.00	Vertical	PASS
2	37.7680	-58.42	-13.00	Vertical	PASS
3	73.6940	-68.43	-13.00	Vertical	PASS
4	90.2000	-68.95	-13.00	Vertical	PASS
5	360.1300	-68.53	-13.00	Vertical	PASS
6	760.1700	-69.01	-13.00	Vertical	PASS

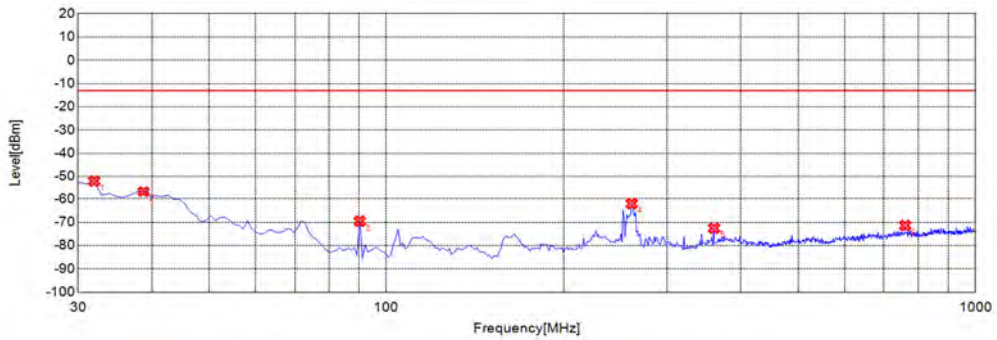


Final Test

No.	Fre.(MHz)	PK (dBm)	Limit (dBm)	Antenna	Verdict
1	1852.9510	-28.23	-13.00	Vertical	N/A
2	1932.3110	-45.16	-13.00	Vertical	N/A
3	3605.1010	-57.04	-13.00	Vertical	PASS
4	6275.5460	-47.18	-13.00	Vertical	PASS
5	14619.4370	-38.3	-13.00	Vertical	PASS
6	17987.4980	-30.27	-13.00	Vertical	PASS

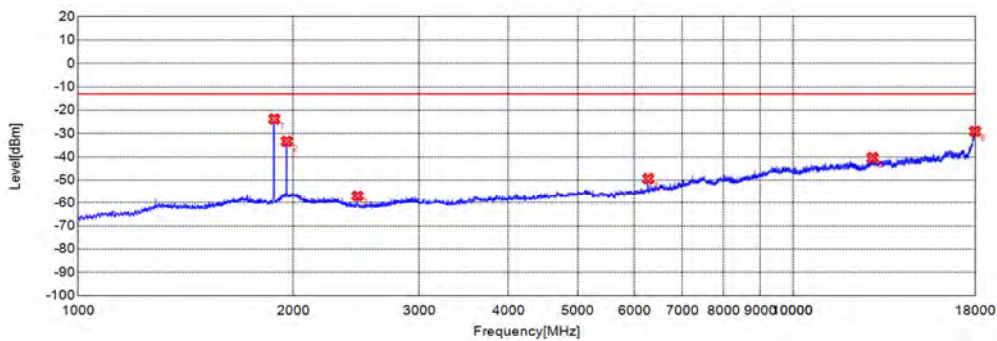


WCDMA Band II(WCDMA), Mid Channel



Final Test

No.	Fre.(MHz)	PK (dBm)	Limit (dBm)	Antenna	Verdict
1	31.9420	-51.98	-13.00	Horizontal	PASS
2	38.7390	-56.69	-13.00	Horizontal	PASS
3	90.2000	-69.6	-13.00	Horizontal	PASS
4	261.0910	-62.05	-13.00	Horizontal	PASS
5	360.1300	-72.57	-13.00	Horizontal	PASS
6	760.1700	-71.43	-13.00	Horizontal	PASS

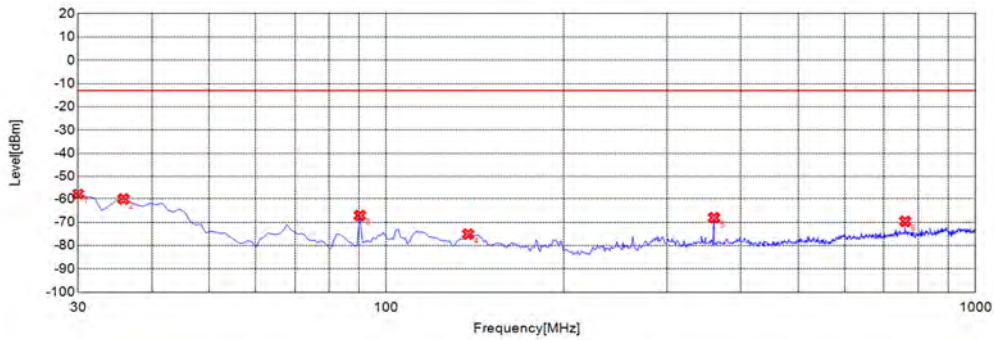


Final Test

No.	Fre.(MHz)	PK (dBm)	Limit (dBm)	Antenna	Verdict
1	1881.6270	-23.82	-13.00	Horizontal	N/A
2	1958.9860	-33.34	-13.00	Horizontal	N/A
3	2459.8200	-56.95	-13.00	Horizontal	PASS
4	6275.5460	-49.34	-13.00	Horizontal	PASS
5	12929.1550	-40.36	-13.00	Horizontal	PASS
6	17982.4970	-29.07	-13.00	Horizontal	PASS

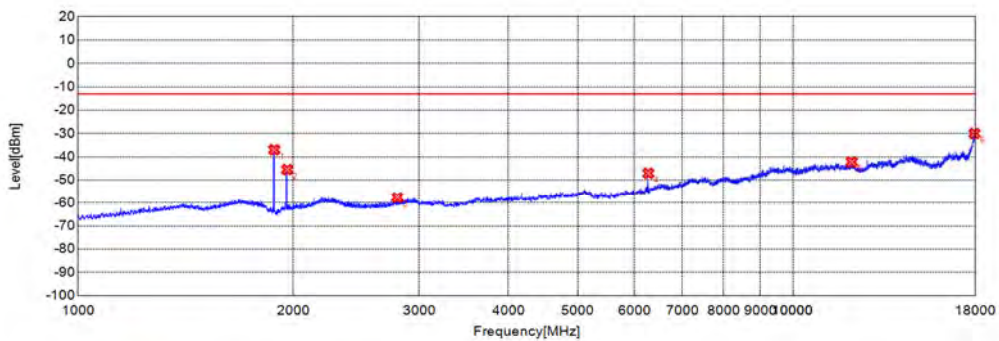


WCDMA Band II(WCDMA), Mid Channel



Final Test

No.	Fre.(MHz)	PK (dBm)	Limit (dBm)	Antenna	Verdict
1	30.0000	-57.76	-13.00	Vertical	PASS
2	35.8260	-60.08	-13.00	Vertical	PASS
3	90.2000	-67.15	-13.00	Vertical	PASS
4	137.7780	-75.12	-13.00	Vertical	PASS
5	360.1300	-68.09	-13.00	Vertical	PASS
6	760.1700	-69.66	-13.00	Vertical	PASS

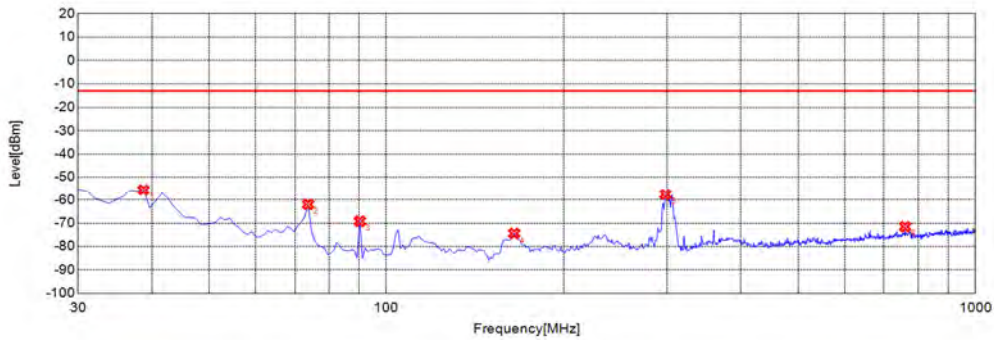


Final Test

No.	Fre.(MHz)	PK (dBm)	Limit (dBm)	Antenna	Verdict
1	1880.9600	-36.92	-13.00	Vertical	N/A
2	1960.9870	-45.45	-13.00	Vertical	N/A
3	2797.2660	-57.66	-13.00	Vertical	PASS
4	6275.5460	-47.04	-13.00	Vertical	PASS
5	12089.0150	-42.17	-13.00	Vertical	PASS
6	17952.4920	-29.99	-13.00	Vertical	PASS

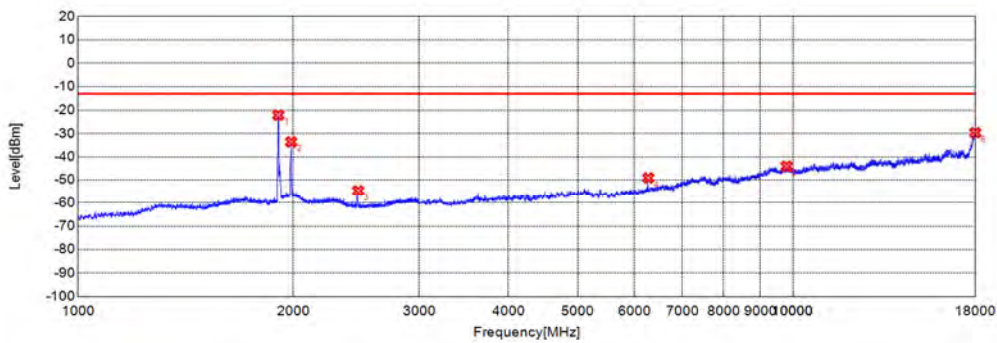


WCDMA Band II(WCDMA), High Channel



Final Test

No.	Fre.(MHz)	PK (dBm)	Limit (dBm)	Antenna	Verdict
1	38.7390	-55.61	-13.00	Horizontal	PASS
2	73.6940	-62.01	-13.00	Horizontal	PASS
3	90.2000	-69.24	-13.00	Horizontal	PASS
4	164.9650	-74.41	-13.00	Horizontal	PASS
5	297.9880	-57.65	-13.00	Horizontal	PASS
6	760.1700	-71.56	-13.00	Horizontal	PASS

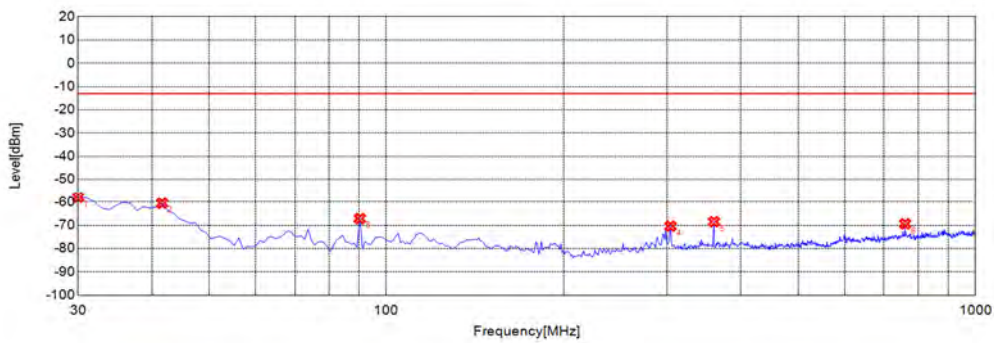


Final Test

No.	Fre.(MHz)	PK (dBm)	Limit (dBm)	Antenna	Verdict
1	1906.3020	-22.04	-13.00	Horizontal	N/A
2	1986.9960	-33.57	-13.00	Horizontal	N/A
3	2465.1550	-54.67	-13.00	Horizontal	PASS
4	6275.5460	-49.1	-13.00	Horizontal	PASS
5	9801.1340	-44.05	-13.00	Horizontal	PASS
6	17994.9990	-29.64	-13.00	Horizontal	PASS

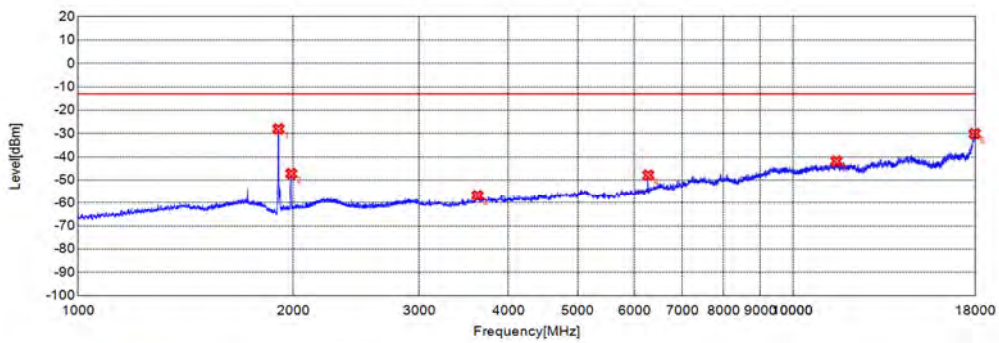


WCDMA Band II(WCDMA), High Channel



Final Test

No.	Fre.(MHz)	PK (dBm)	Limit (dBm)	Antenna	Verdict
1	30.0000	-57.96	-13.00	Vertical	PASS
2	41.6520	-60.53	-13.00	Vertical	PASS
3	90.2000	-67.17	-13.00	Vertical	PASS
4	303.8140	-70.4	-13.00	Vertical	PASS
5	360.1300	-68.49	-13.00	Vertical	PASS
6	760.1700	-69.4	-13.00	Vertical	PASS



Final Test

No.	Fre.(MHz)	PK (dBm)	Limit (dBm)	Antenna	Verdict
1	1906.9690	-28.05	-13.00	Vertical	N/A
2	1987.6630	-47.21	-13.00	Vertical	N/A
3	3620.1030	-56.73	-13.00	Vertical	PASS
4	6275.5460	-47.83	-13.00	Vertical	PASS
5	11506.4180	-41.83	-13.00	Vertical	PASS
6	17962.4940	-30.08	-13.00	Vertical	PASS





Annex A Test Uncertainty

Where relevant, the following measurement uncertainty levels have been estimated for test performed on the EUT as specified in CISPR 16-1-2:

Test Items	Uncertainty
Output Power	$\pm 2.22\text{dB}$
Bandwidth	$\pm 5\%$
Conducted Spurious Emission	$\pm 2.77\text{dB}$
Radiated Emission	$\pm 2.95\text{dB}$

This uncertainty represent an expanded uncertainty expressed at approximately the 95% confidence level using a coverage factor of $k=2$.





Annex B Testing Laboratory Information

1. Identification of the Responsible Testing Laboratory

Laboratory Name:	Shenzhen Morlab Communications Technology Co., Ltd.
Laboratory Address:	FL.3, Building A, FeiYang Science Park, No.8 LongChang Road, Block 67, BaoAn District, ShenZhen, GuangDong Province, P. R. China
Telephone:	+86 755 36698555
Facsimile:	+86 755 36698525

2. Identification of the Responsible Testing Location

Name:	Shenzhen Morlab Communications Technology Co., Ltd.
Address:	FL.3, Building A, FeiYang Science Park, No.8 LongChang Road, Block 67, BaoAn District, ShenZhen, GuangDong Province, P. R. China

3. Facilities and Accreditations

All measurement facilities used to collect the measurement data are located at FL.3, Building A, FeiYang Science Park, Block 67, BaoAn District, Shenzhen, 518101 P. R. China. The test site is constructed in conformance with the requirements of ANSI C63.10-2013 and CISPR Publication 22; the FCC designation number is CN1192, the test firm registration number is 226174.





4. Test Equipments Utilized

4.1 Conducted Test Equipments

Equipment Name	Serial No.	Type	Manufacturer	Cal. Date	Due Date
Power Splitter	NW521	1506A	Weinschel	N/A	N/A
Attenuator 1	(N/A.)	10dB	Resnet	N/A	N/A
Attenuator 2	(N/A.)	3dB	Resnet	N/A	N/A
EXA Signal Analyzer	MY51511149	N9020A	Agilent	2021.07.26	2022.07.25
System Simulator	6200995016	MT8820C	Anritsu	2021.10.21	2022.10.20
RF Cable (30MHz-26GHz)	CB01	RF01	Morlab	N/A	N/A
Coaxial Cable	CB02	RF02	Morlab	N/A	N/A
SMA Connector	CN01	RF03	HUBER-SUHNER	N/A	N/A
Temperature Chamber	20171112102	HZ-2019	Dongguan Lixian Instrument Technology Co., Ltd	2021.10.20	2022.10.19
Computer	T430i	Think Pad	Lenovo	N/A	N/A

4.2 List of Software Used

Description	Manufacturer	Software Version
Morlab FCC Test System	MORLAB	V2.8
TS+ -[JS36-RSE]	Tonscend	V2.0.1.3



**4.3 Radiated Test Equipments**

Equipment Name	Serial No.	Type	Manufacturer	Cal. Date	Due Date
System Simulator	152038	CMW500	R&S	2021.10.21	2022.10.20
Receiver	MY54130016	N9038A	Agilent	2021.07.16	2022.07.15
Test Antenna - Bi-Log	9163-519	VULB 9163	Schwarzbeck	2019.05.24	2022.05.23
Test Antenna - Horn	9170C-531	BBHA9170	Schwarzbeck	2019.07.26	2022.07.25
Test Antenna - Horn	01774	BBHA 9120D	Schwarzbeck	2019.07.26	2022.07.25
Coaxial cable (N male) (9kHz-30MHz)	CB04	EMC04	Morlab	N/A	N/A
Coaxial cable (N male) (30MHz-26GHz)	CB02	EMC02	Morlab	N/A	N/A
Coaxial cable (N male) (30MHz-26GHz)	CB03	EMC03	Morlab	N/A	N/A
Coaxial cable (N male) (30MHz-40GHz)	CB05	EMC05	Morlab	N/A	N/A
1-18GHz pre-Amplifier	61171/61172	S020180L3203	Tonscend	2021.07.16	2022.07.15
18-26.5GHz pre-Amplifier	46732	S10M100L3802	Tonscend	2021.07.16	2022.07.15
26-40GHz pre-Amplifier	56774	S40M400L4002	Tonscend	2021.07.16	2022.07.15
Notch Filter	N/A	WRCG-GSM 850	Wainwright	2021.07.16	2022.07.15
Notch Filter	N/A	WRCG-GSM 1900	Wainwright	2021.07.16	2022.07.15
Notch Filter	N/A	WRCGV-W Band V	Wainwright	2021.07.16	2022.07.15
Notch Filter	N/A	WRCGV-W Band II	Wainwright	2021.07.16	2022.07.15





Equipment Name	Serial No.	Type	Manufacturer	Cal. Date	Due Date
Notch Filter	N/A	WRCGV-W Band IV	Wainwright	2021.07.16	2022.07.15
Anechoic Chamber	N/A	9m*6m*6m	CRT	2019.07.13	2022.07.12

_____ END OF REPORT _____

