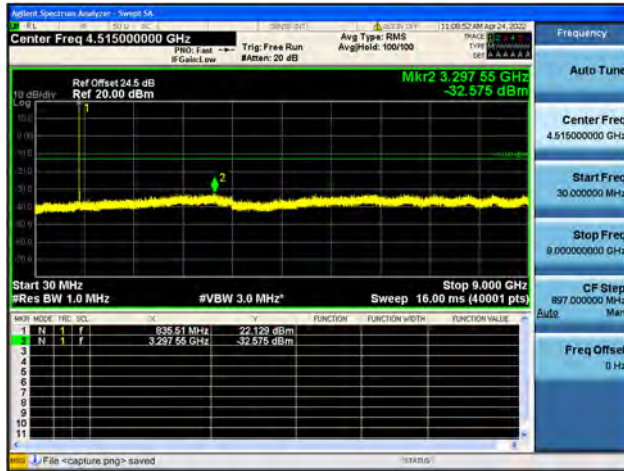
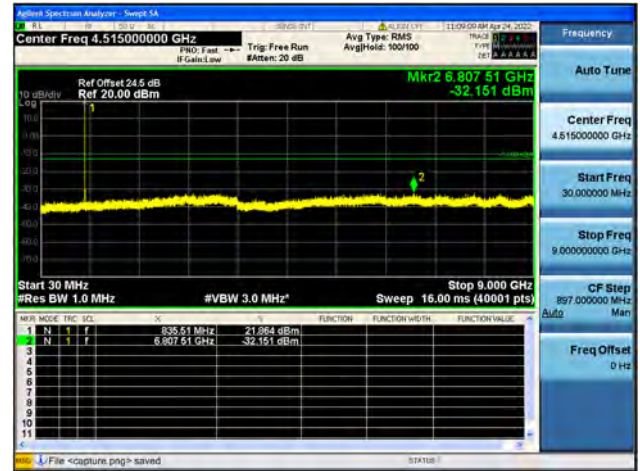




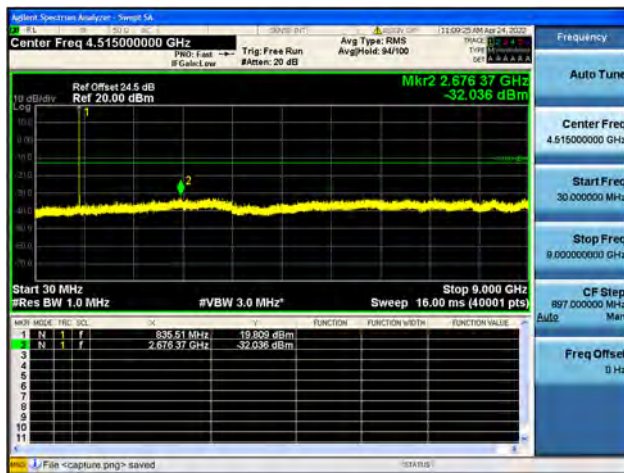
Band5 / 3MHz / Mid CH / QPSK



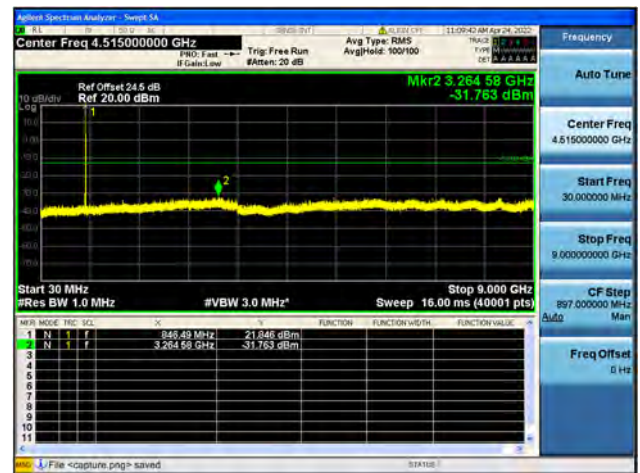
Band5 / 3MHz / Mid CH / 16QAM



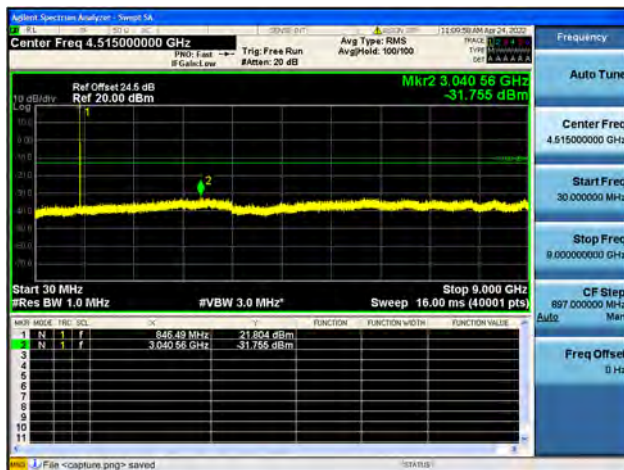
Band5 / 3MHz / Mid CH / 64QAM



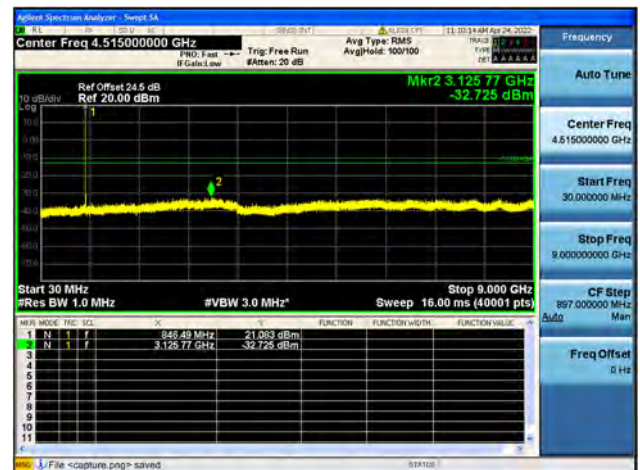
Band5 / 3MHz / High CH / QPSK



Band5 / 3MHz / High CH / 16QAM



Band5 / 3MHz / High CH / 64QAM

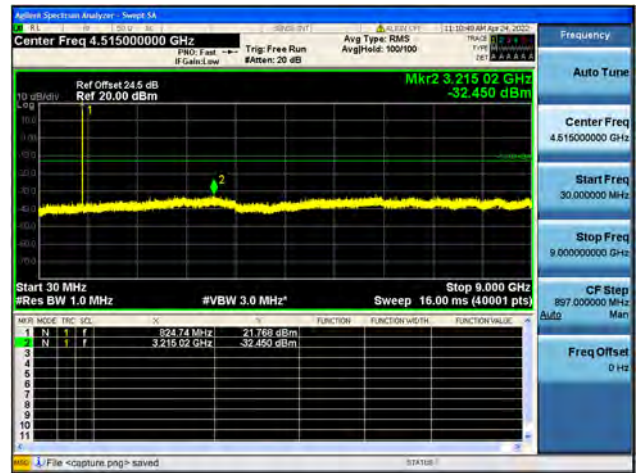




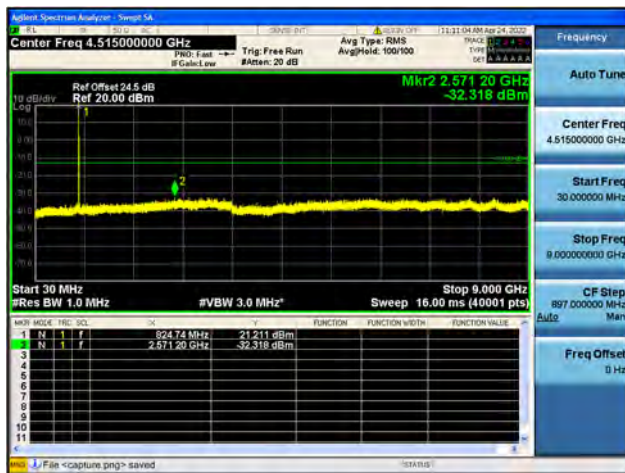
Band5 / 5MHz / Low CH / QPSK



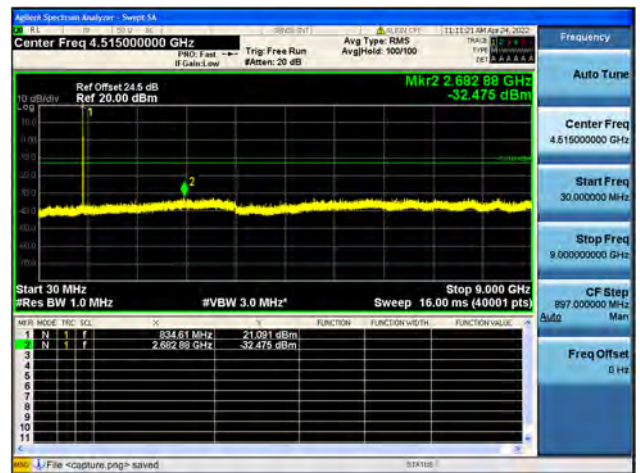
Band5 / 5MHz / Low CH / 16QAM



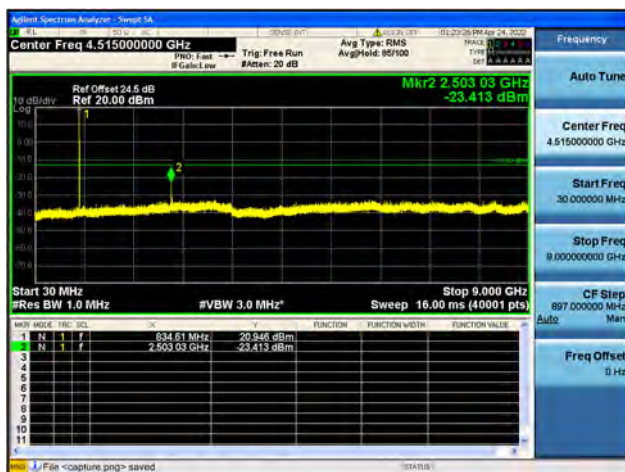
Band5 / 5MHz / Low CH / 64QAM



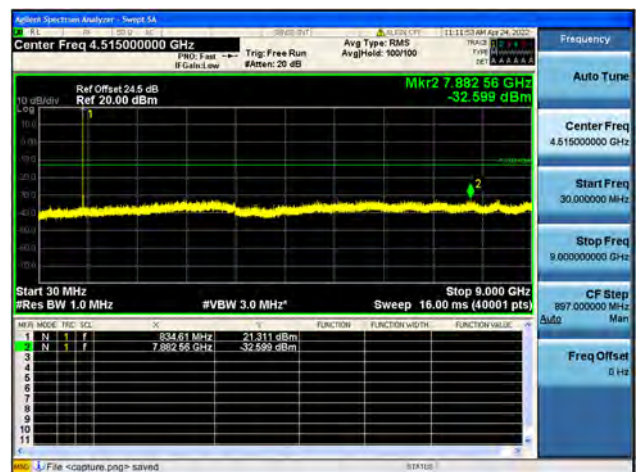
Band5 / 5MHz / Mid CH / QPSK



Band5 / 5MHz / Mid CH / 16QAM

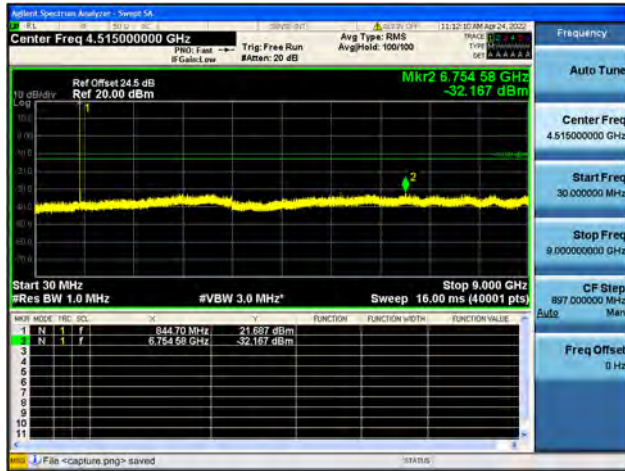


Band5 / 5MHz / Mid CH / 64QAM

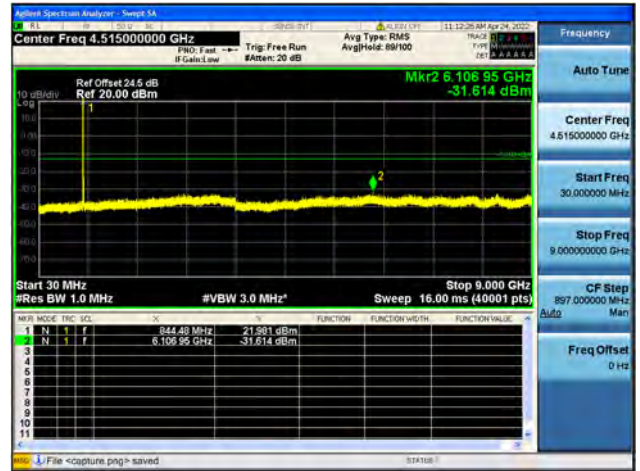




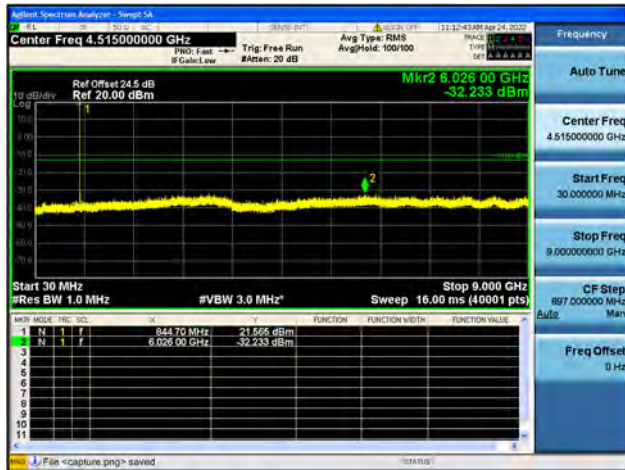
Band5 / 5MHz / High CH / QPSK



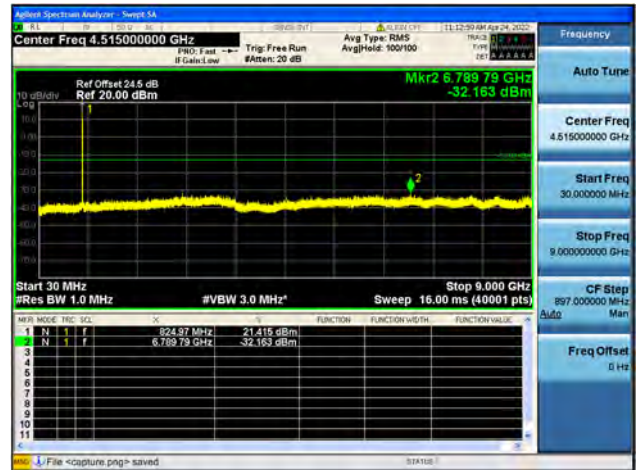
Band5 / 5MHz / High CH / 16QAM



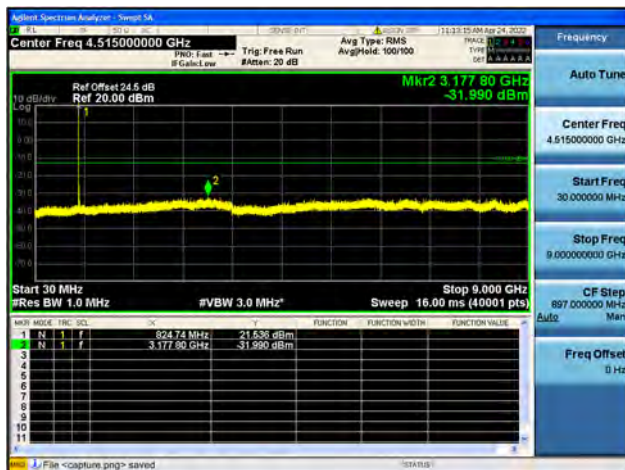
Band5 / 5MHz / High CH / 64QAM



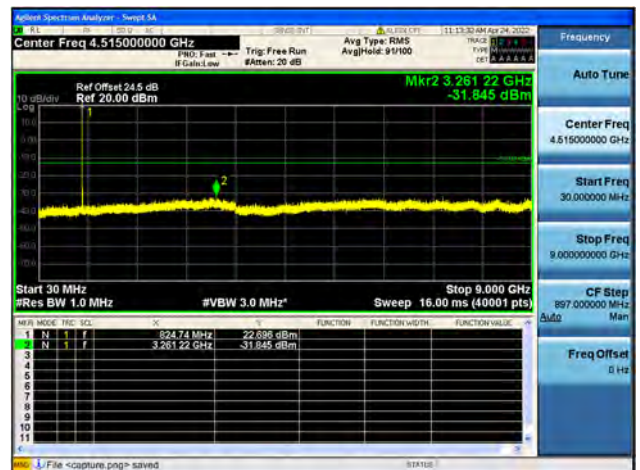
Band5 / 10MHz / Low CH / QPSK



Band5 / 10MHz / Low CH / 16QAM

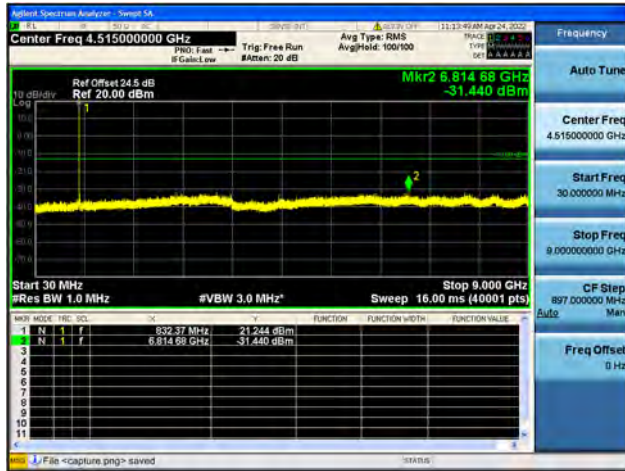


Band5 / 10MHz / Low CH / 64QAM

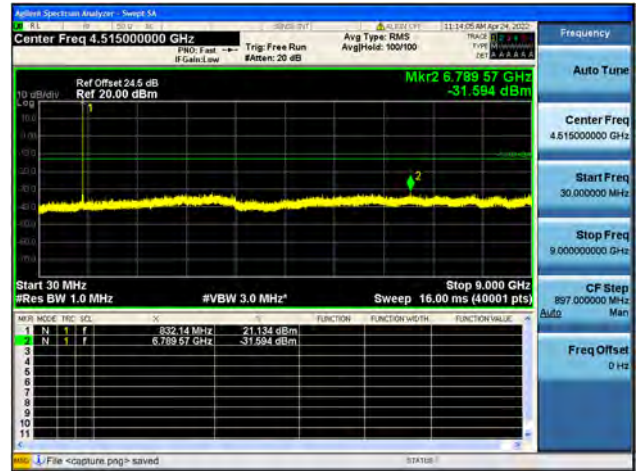




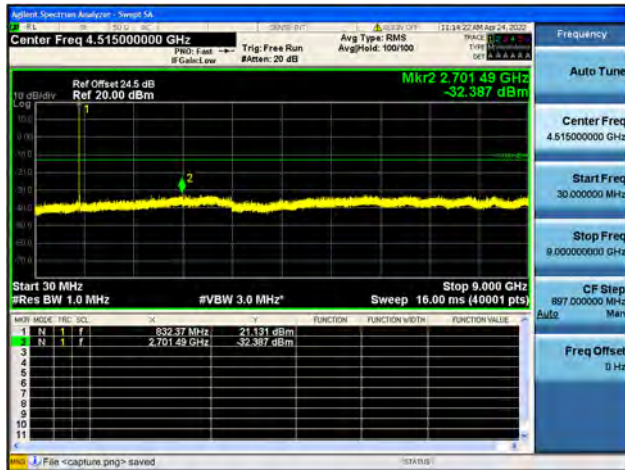
Band5 / 10MHz / Mid CH / QPSK



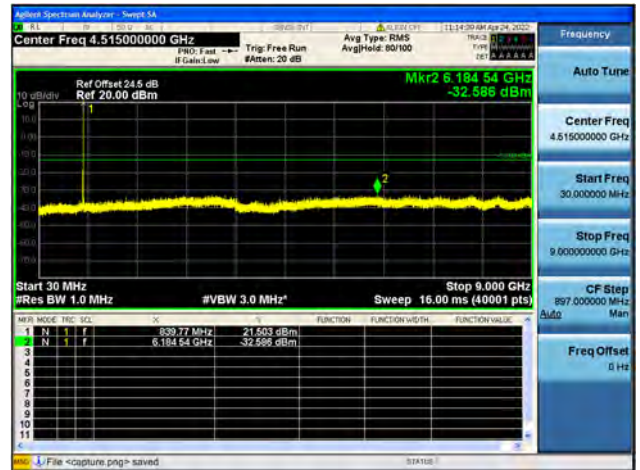
Band5 / 10MHz / Mid CH / 16QAM



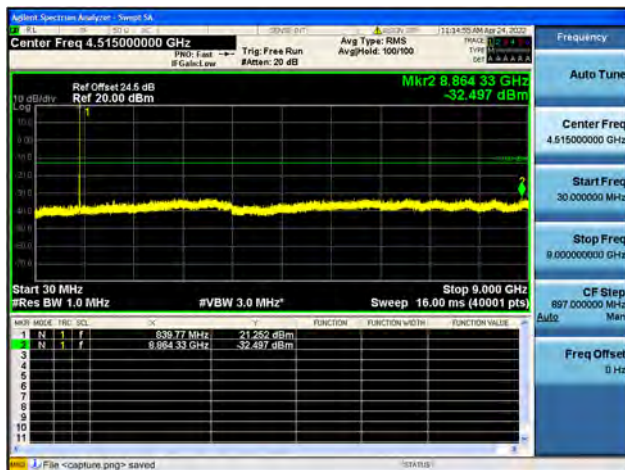
Band5 / 10MHz / Mid CH / 64QAM



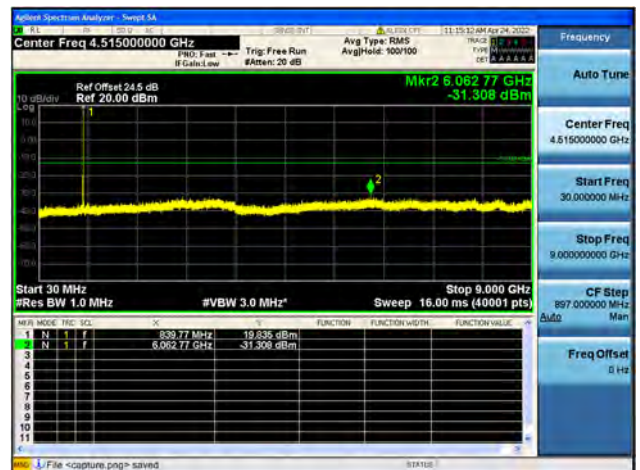
Band5 / 10MHz / High CH / QPSK



Band5 / 10MHz / High CH / 16QAM

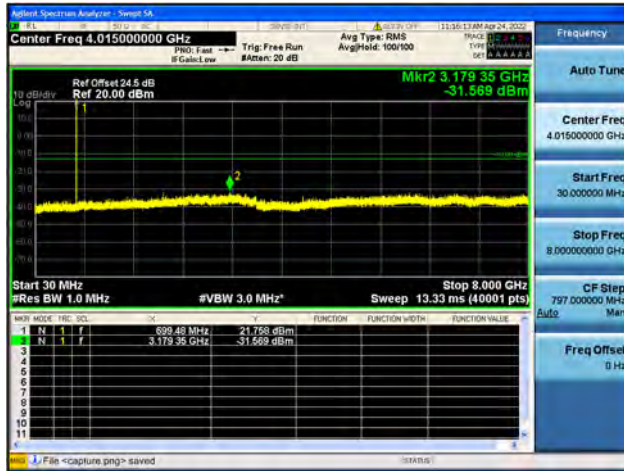


Band5 / 10MHz / High CH / 64QAM

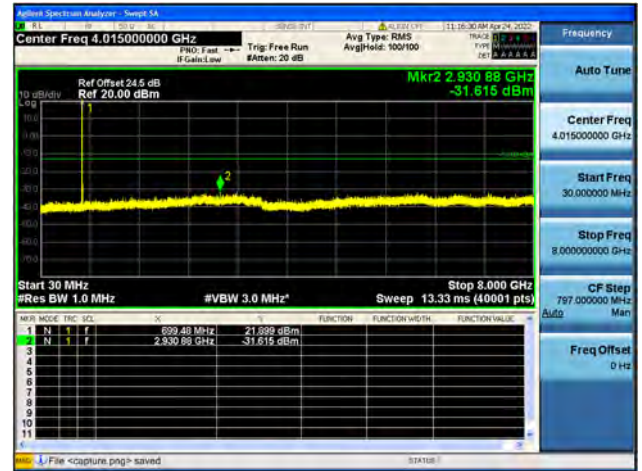




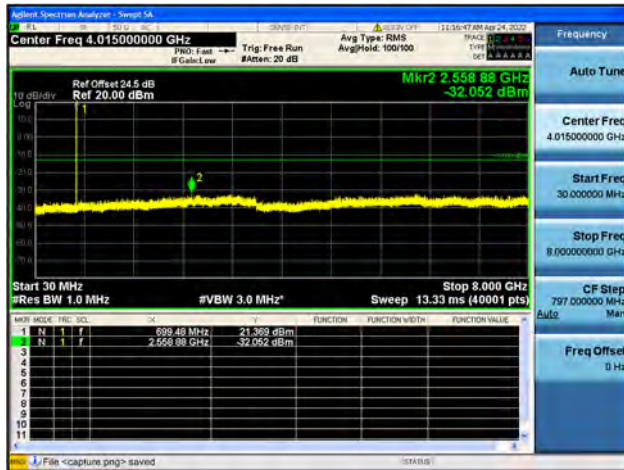
Band12 / 1.4MHz / Low CH / QPSK



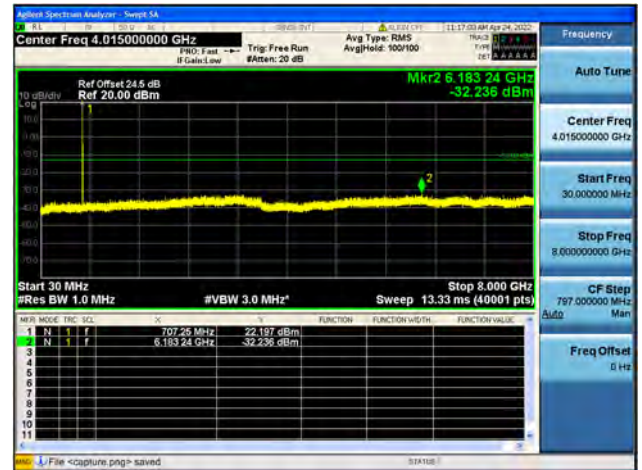
Band12 / 1.4MHz / Low CH / 16QAM



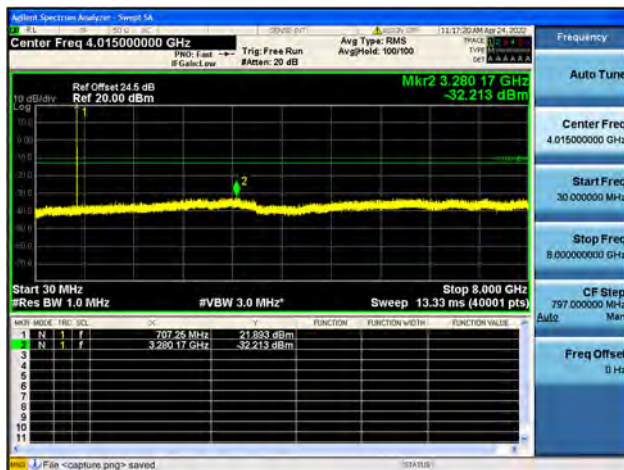
Band12 / 1.4MHz / Low CH / 64QAM



Band12 / 1.4MHz / Mid CH / QPSK



Band12 / 1.4MHz / Mid CH / 16QAM

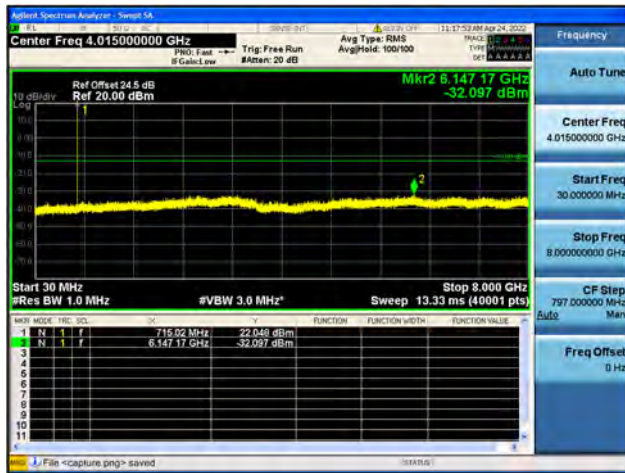


Band12 / 1.4MHz / Mid CH / 64QAM

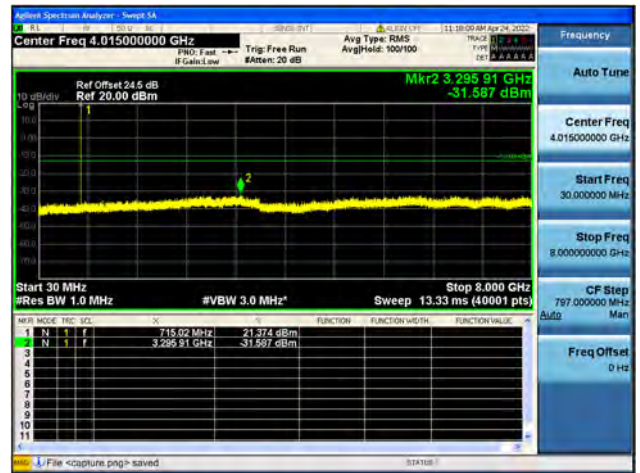




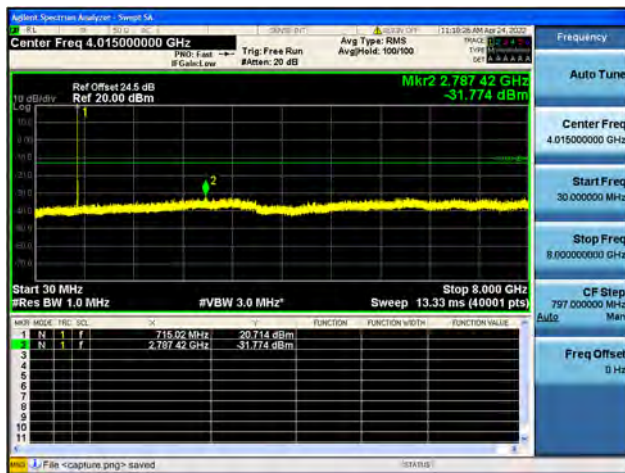
Band12 / 1.4MHz / High CH / QPSK



Band12 / 1.4MHz / High CH / 16QAM



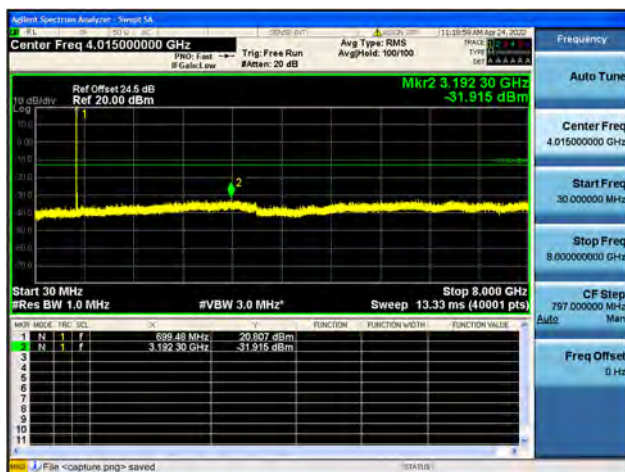
Band12 / 1.4MHz / High CH / 64QAM



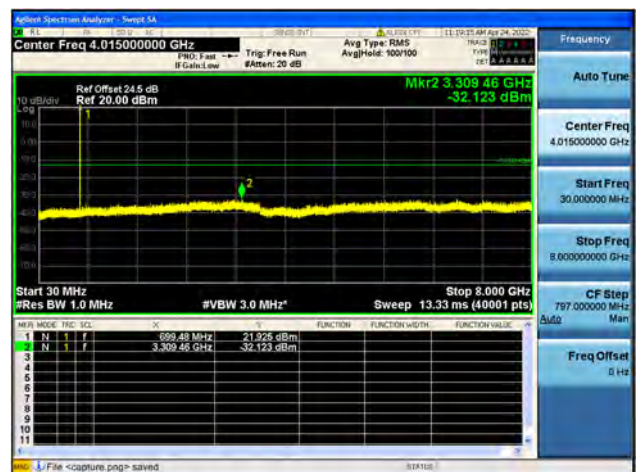
Band12 / 3MHz / Low CH / QPSK



Band12 / 3MHz / Low CH / 16QAM

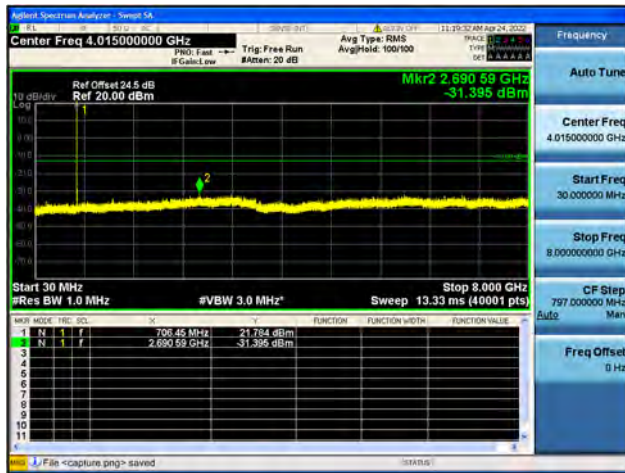


Band12 / 3MHz / Low CH / 64QAM





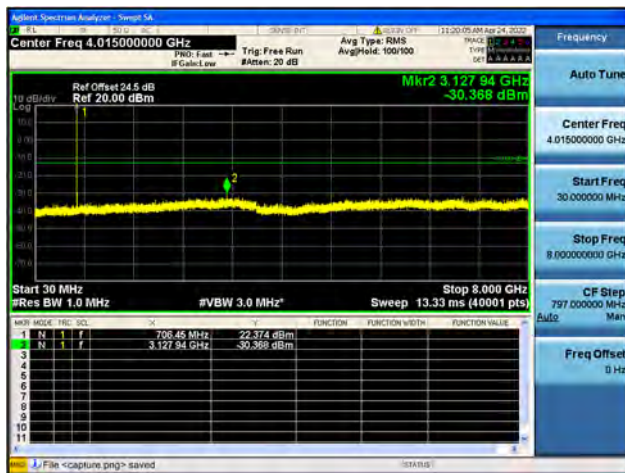
Band12 / 3MHz / Mid CH / QPSK



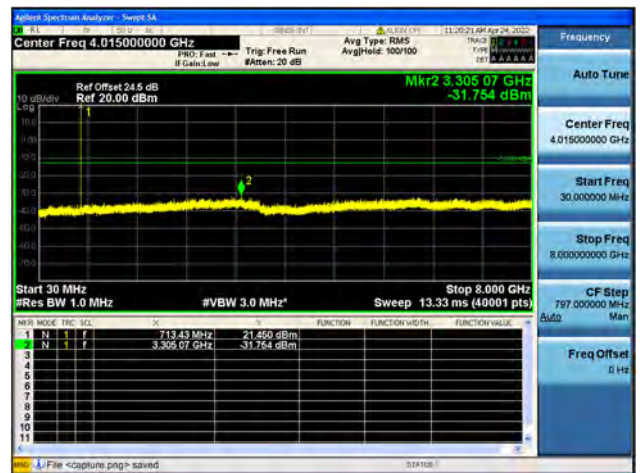
Band12 / 3MHz / Mid CH / 16QAM



Band12 / 3MHz / Mid CH / 64QAM



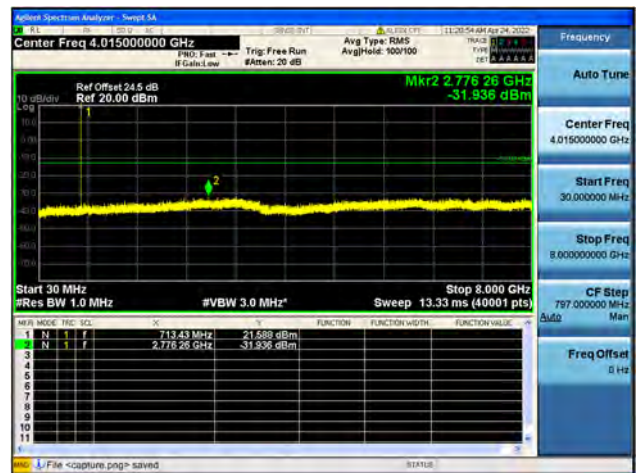
Band12 / 3MHz / High CH / QPSK



Band12 / 3MHz / High CH / 16QAM

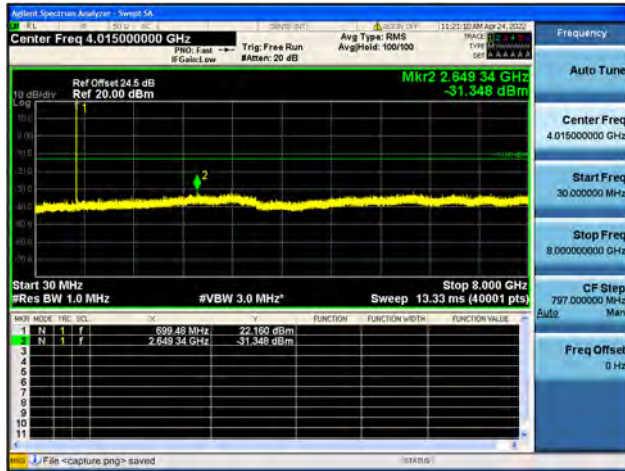


Band12 / 3MHz / High CH / 64QAM





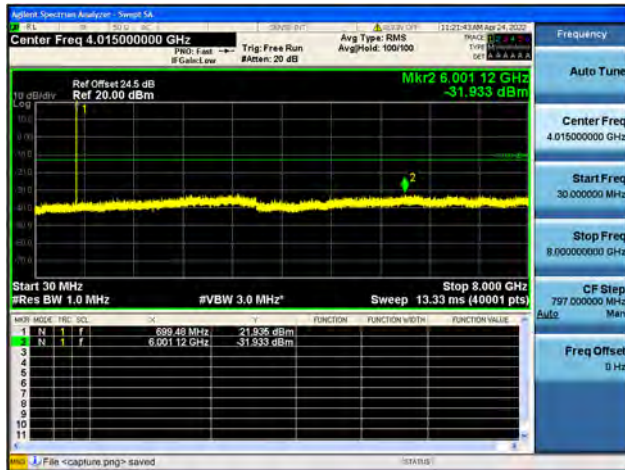
Band12 / 5MHz / Low CH / QPSK



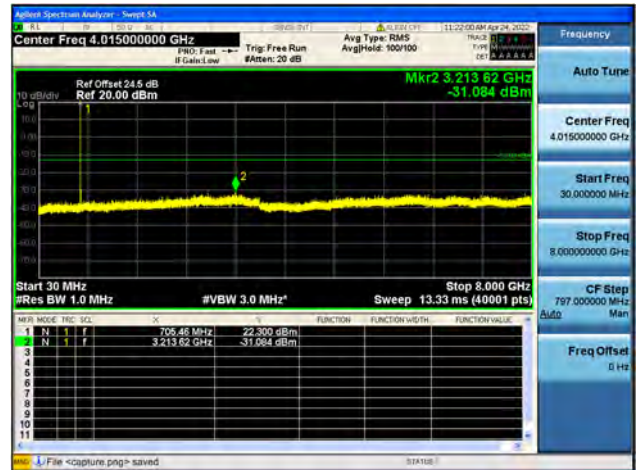
Band12 / 5MHz / Low CH / 16QAM



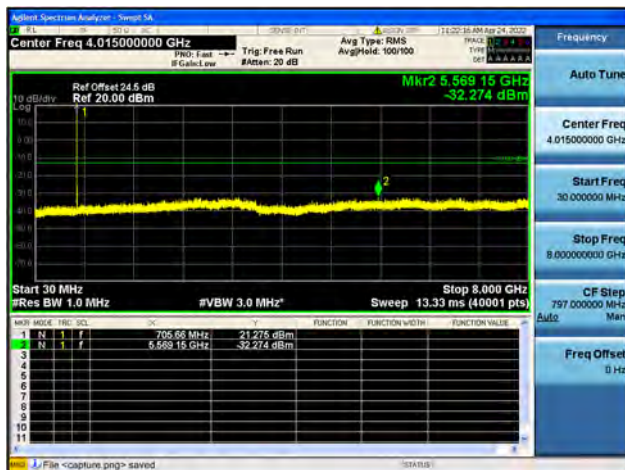
Band12 / 5MHz / Low CH / 64QAM



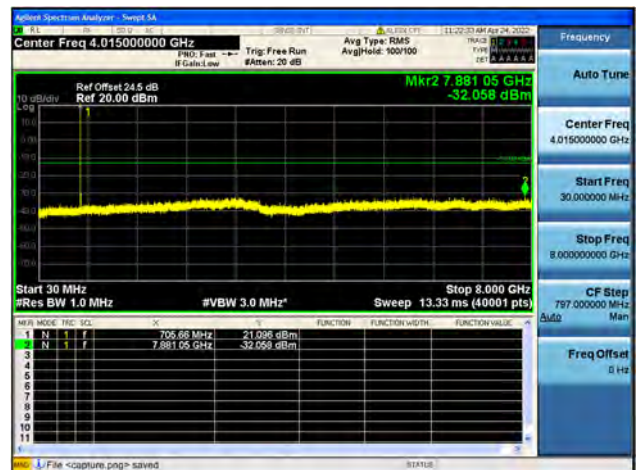
Band12 / 5MHz / Mid CH / QPSK



Band12 / 5MHz / Mid CH / 16QAM

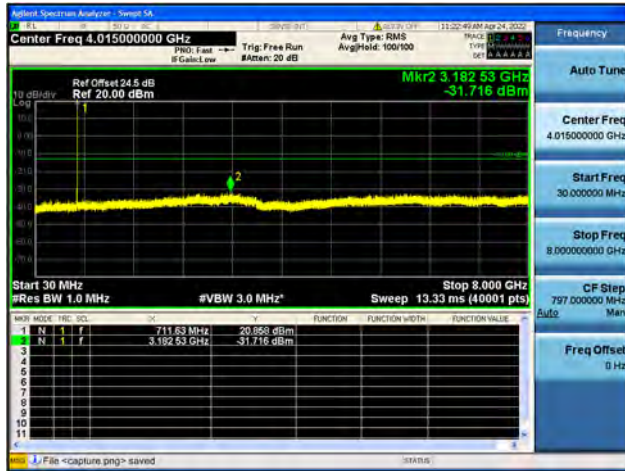


Band12 / 5MHz / Mid CH / 64QAM

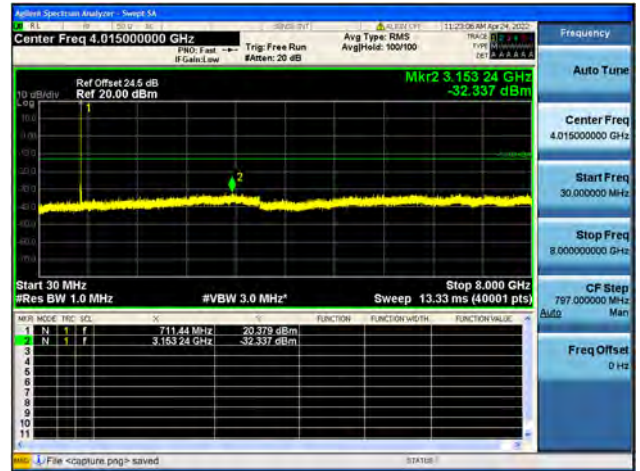




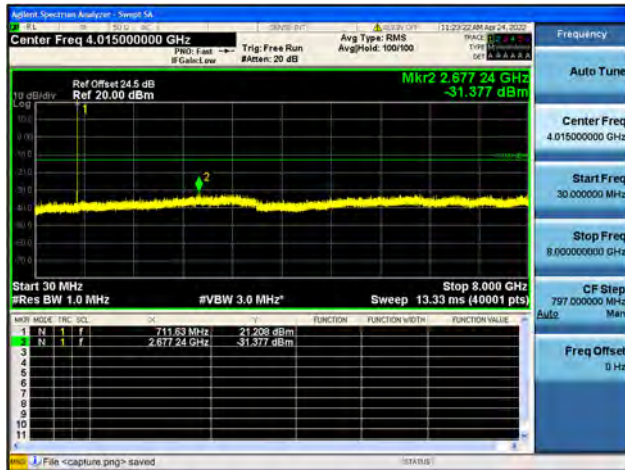
Band12 / 5MHz / High CH / QPSK



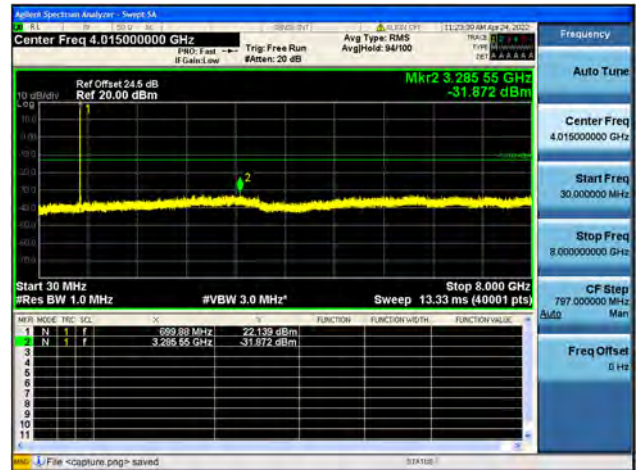
Band12 / 5MHz / High CH / 16QAM



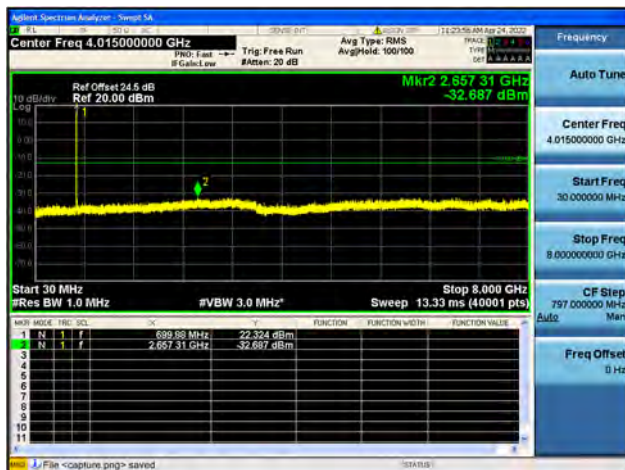
Band12 / 5MHz / High CH / 64QAM



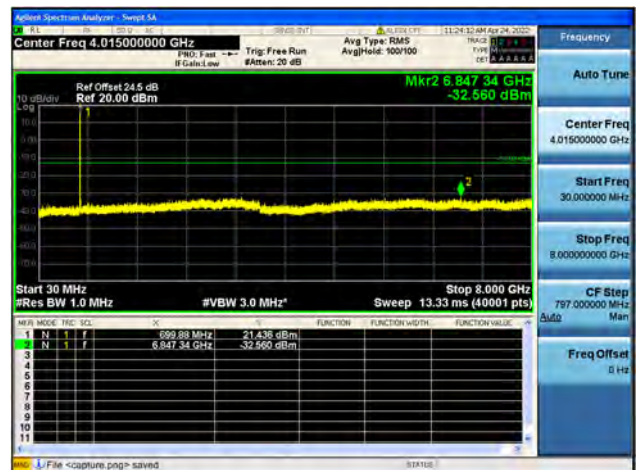
Band12 / 10MHz / Low CH / QPSK



Band12 / 10MHz / Low CH / 16QAM

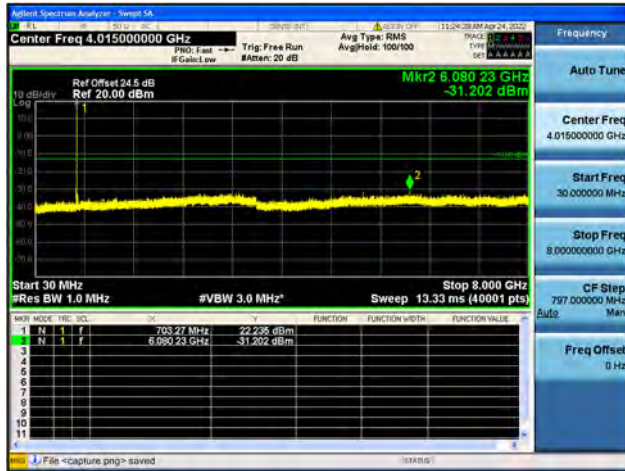


Band12 / 10MHz / Low CH / 64QAM





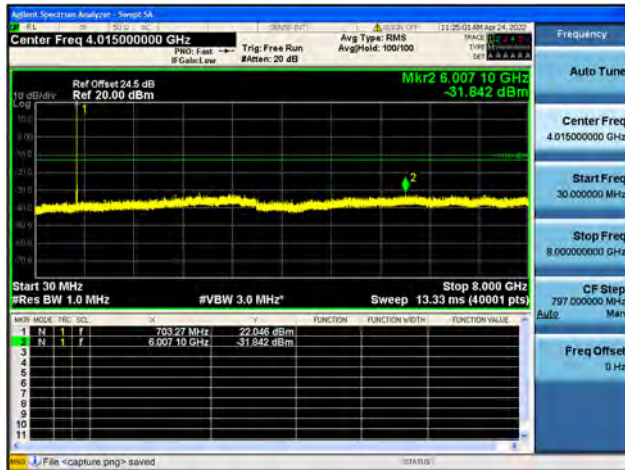
Band12 / 10MHz / Mid CH / QPSK



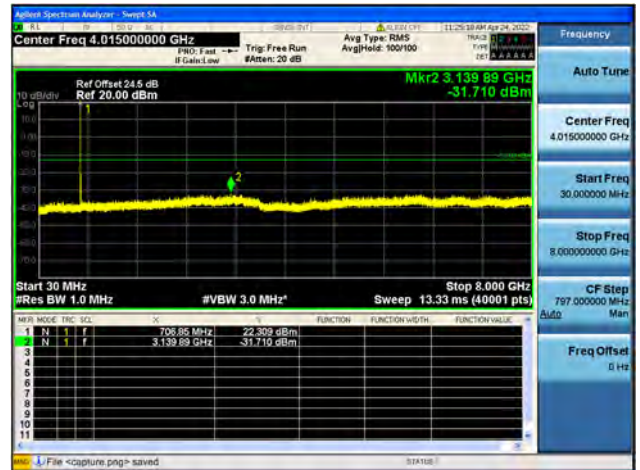
Band12 / 10MHz / Mid CH / 16QAM



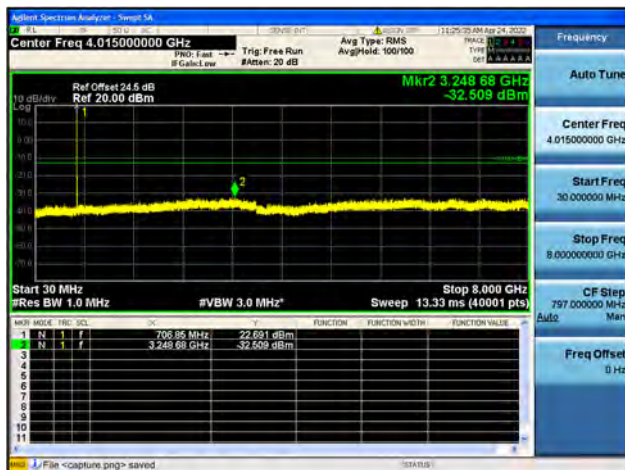
Band12 / 10MHz / Mid CH / 64QAM



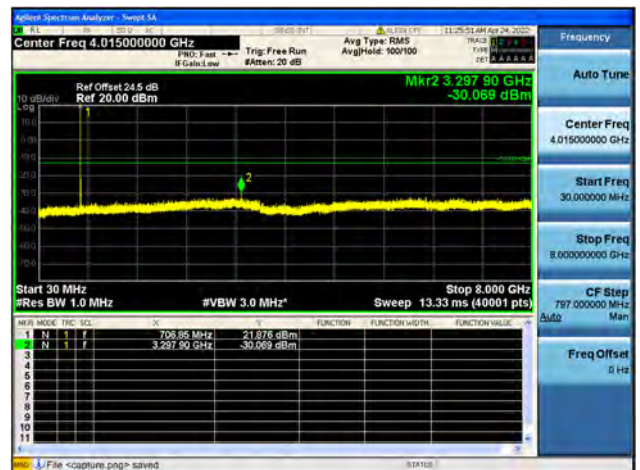
Band12 / 10MHz / High CH / QPSK



Band12 / 10MHz / High CH / 16QAM

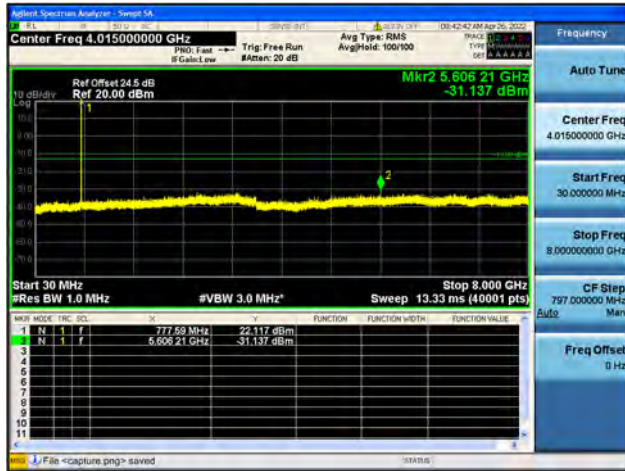


Band12 / 10MHz / High CH / 64QAM





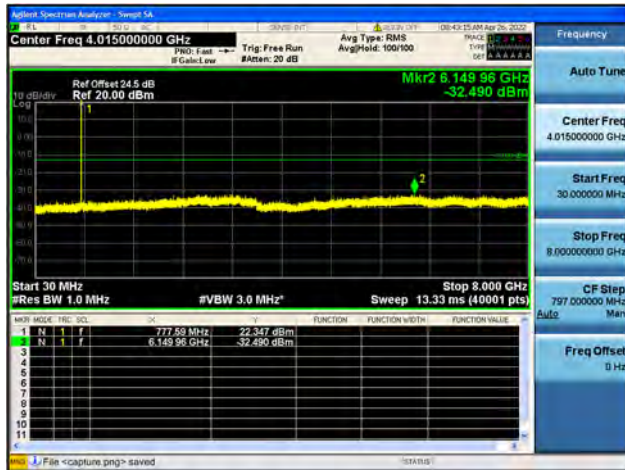
Band13 / 5MHz / Low CH / QPSK



Band13 / 5MHz / Low CH / 16QAM



Band13 / 5MHz / Low CH / 64QAM



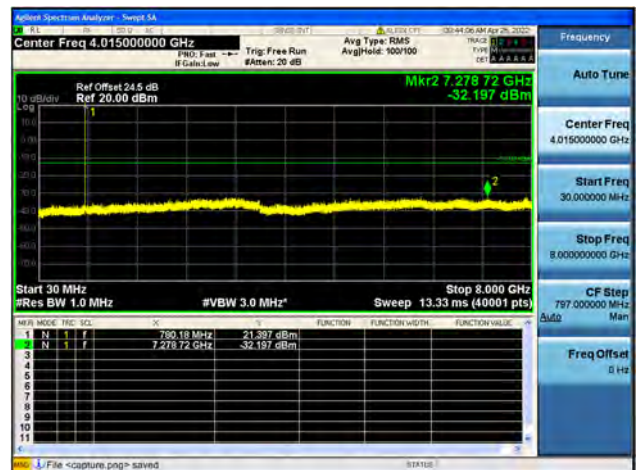
Band13 / 5MHz / Mid CH / QPSK



Band13 / 5MHz / Mid CH / 16QAM

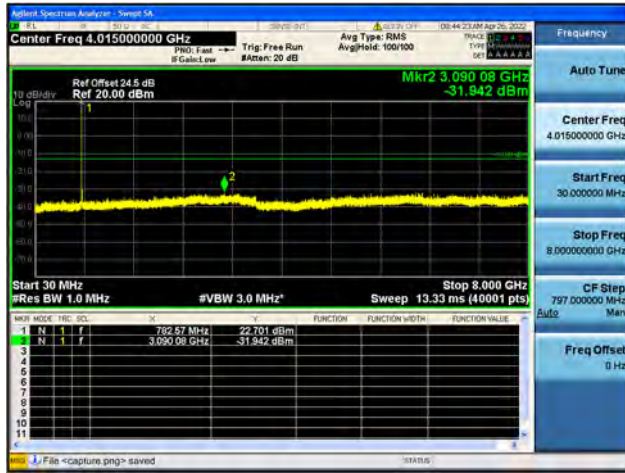


Band13 / 5MHz / Mid CH / 64QAM





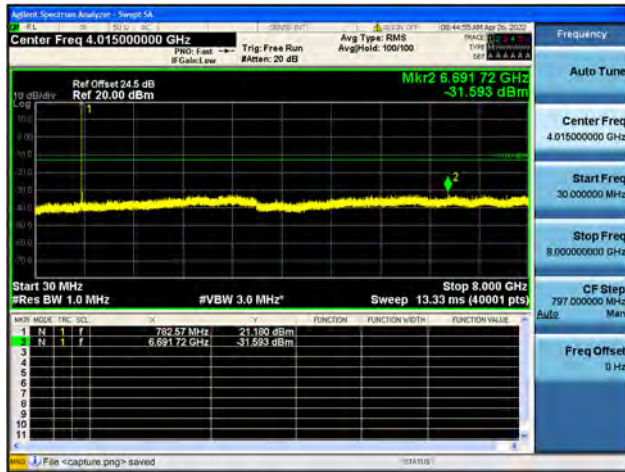
Band13 / 5MHz / High CH / QPSK



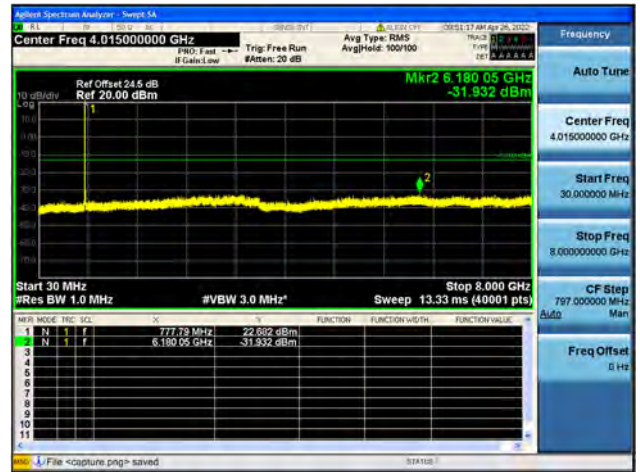
Band13 / 5MHz / High CH / 16QAM



Band13 / 5MHz / High CH / 64QAM



Band13 / 10MHz / Low CH / QPSK



Band13 / 10MHz / Low CH / 16QAM

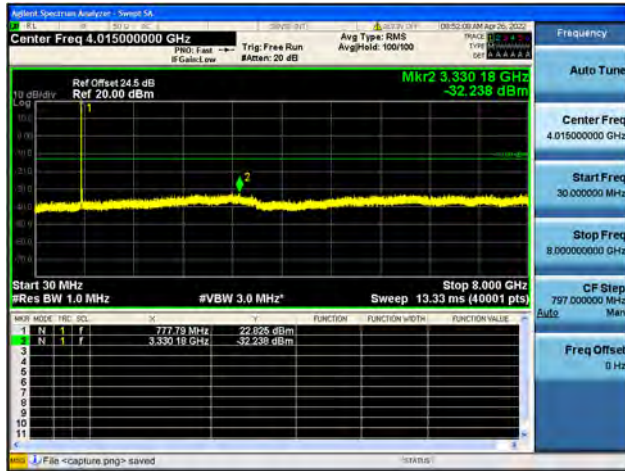


Band13 / 10MHz / Low CH / 64QAM





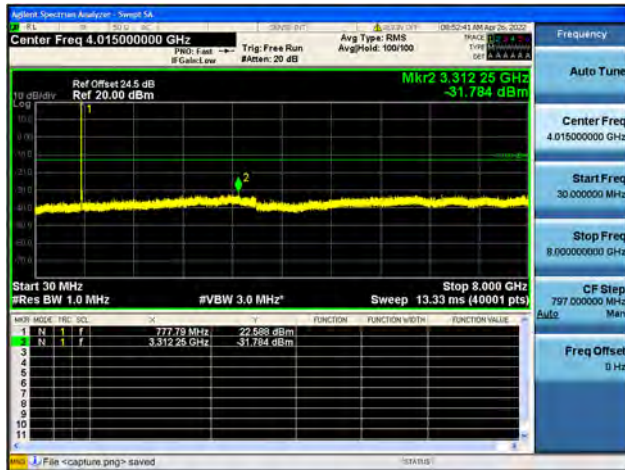
Band13 / 10MHz / Mid CH / QPSK



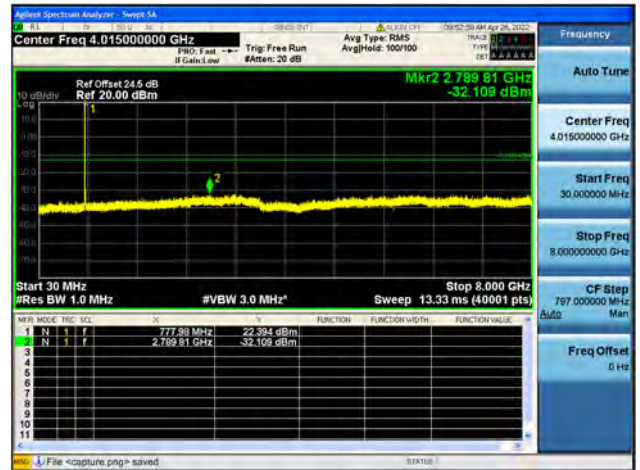
Band13 / 10MHz / Mid CH / 16QAM



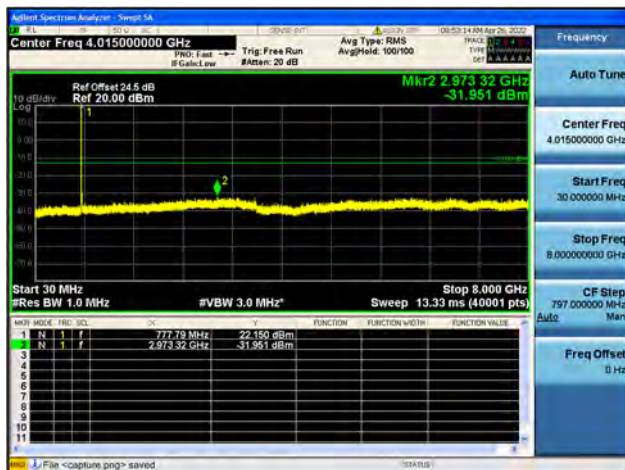
Band13 / 10MHz / Mid CH / 64QAM



Band13 / 10MHz / High CH / QPSK



Band13 / 10MHz / High CH / 16QAM

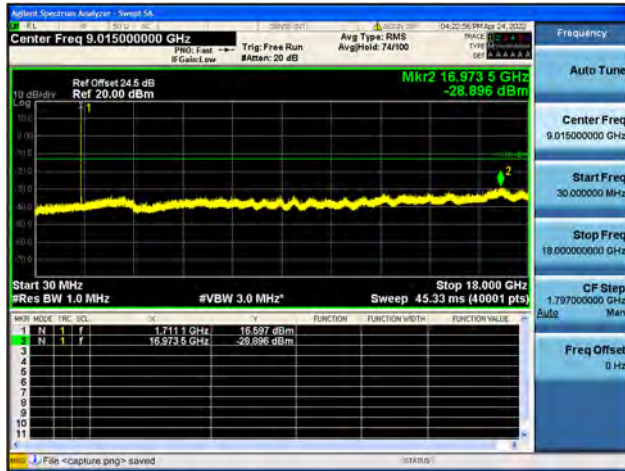


Band13 / 10MHz / High CH / 64QAM





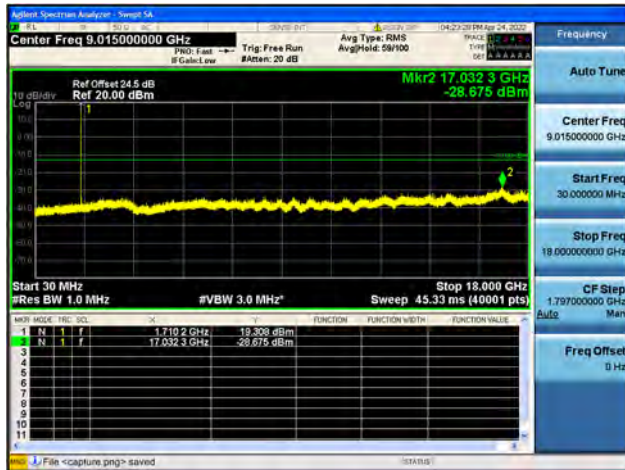
Band66 / 1.4MHz / Low CH / QPSK



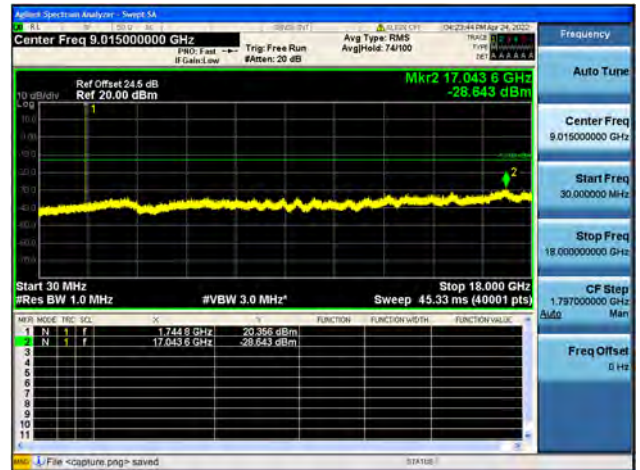
Band66 / 1.4MHz / Low CH / 16QAM



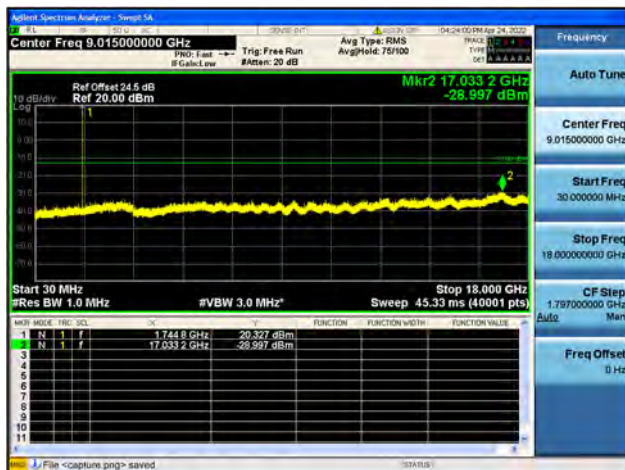
Band66 / 1.4MHz / Low CH / 64QAM



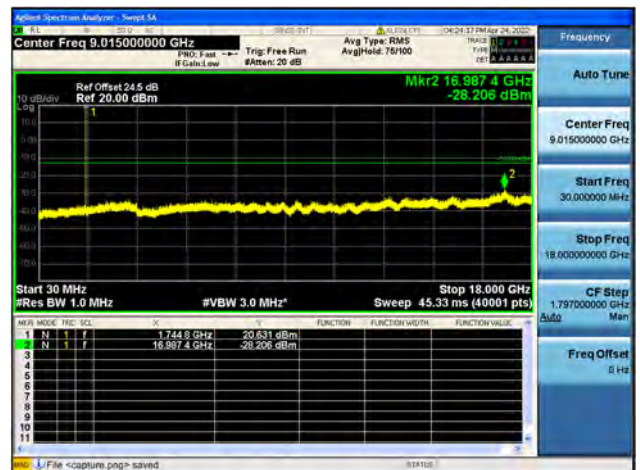
Band66 / 1.4MHz / Mid CH / QPSK



Band66 / 1.4MHz / Mid CH / 16QAM

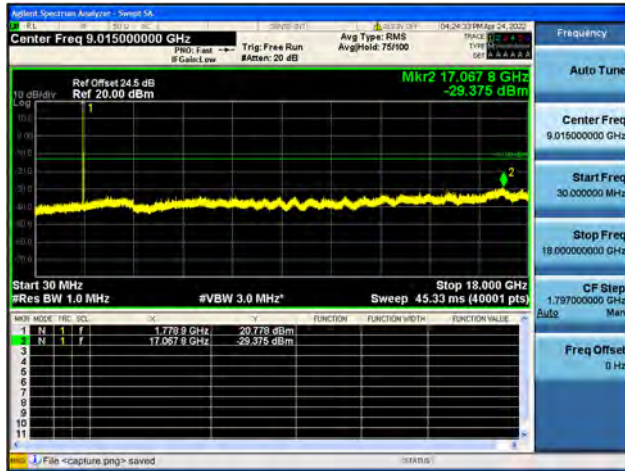


Band66 / 1.4MHz / Mid CH / 64QAM





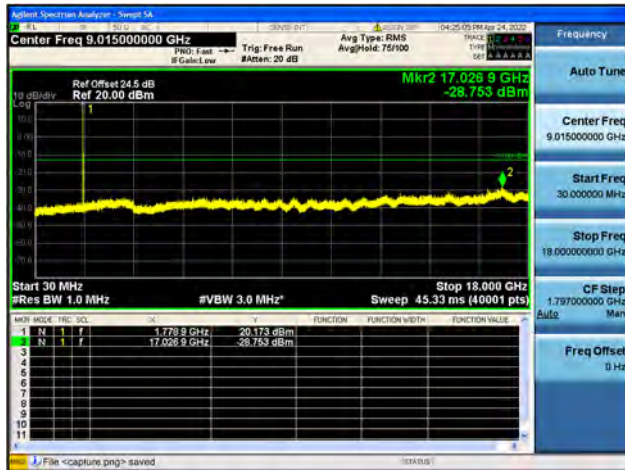
Band66 / 1.4MHz / High CH / QPSK



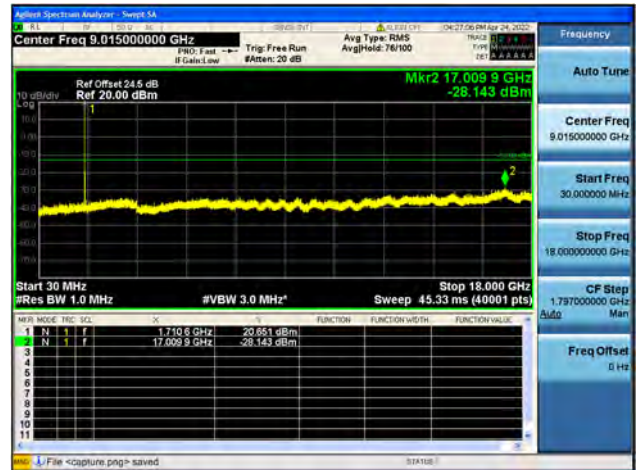
Band66 / 1.4MHz / High CH / 16QAM



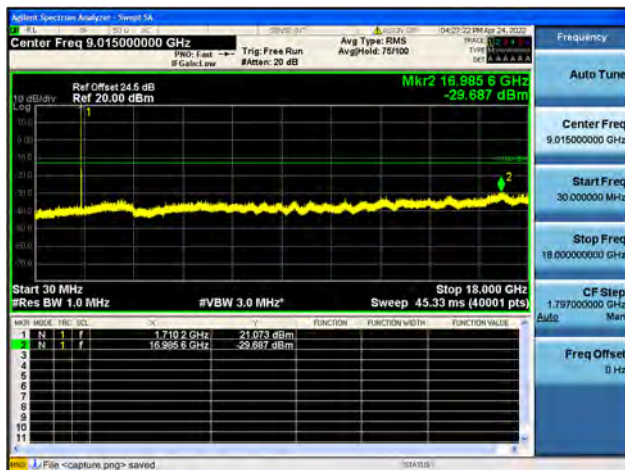
Band66 / 1.4MHz / High CH / 64QAM



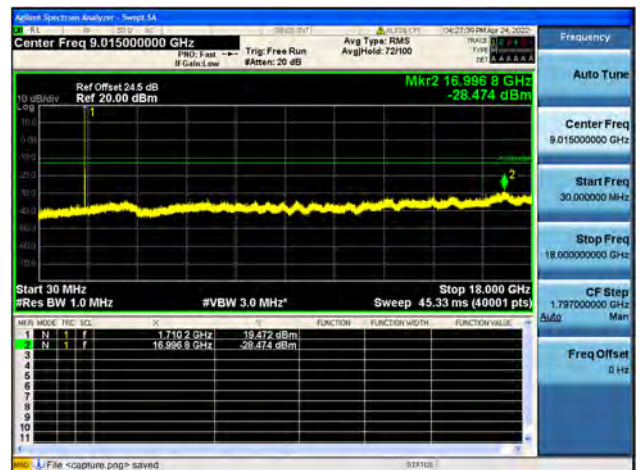
Band66 / 3MHz / Low CH / QPSK



Band66 / 3MHz / Low CH / 16QAM

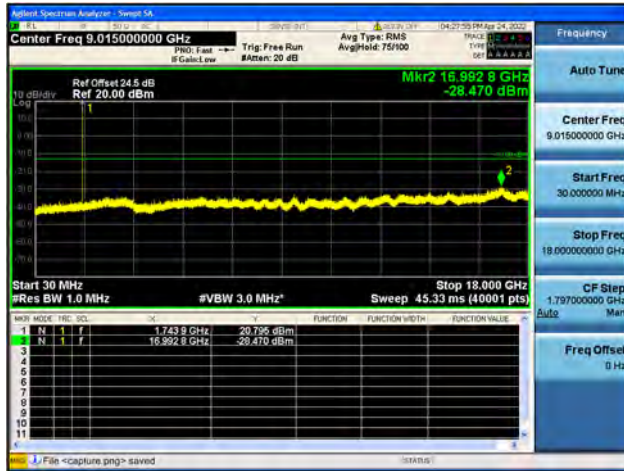


Band66 / 3MHz / Low CH / 64QAM

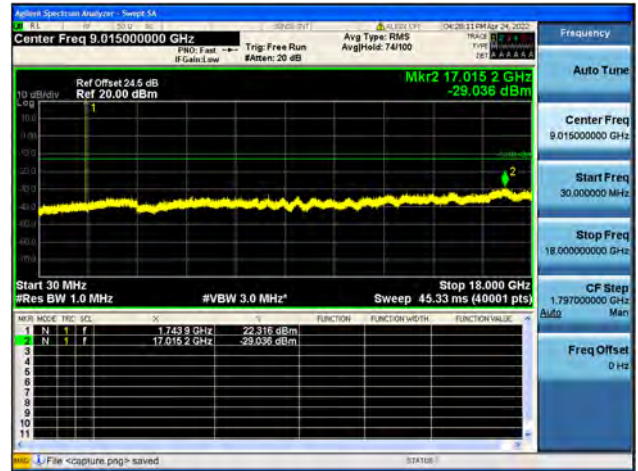




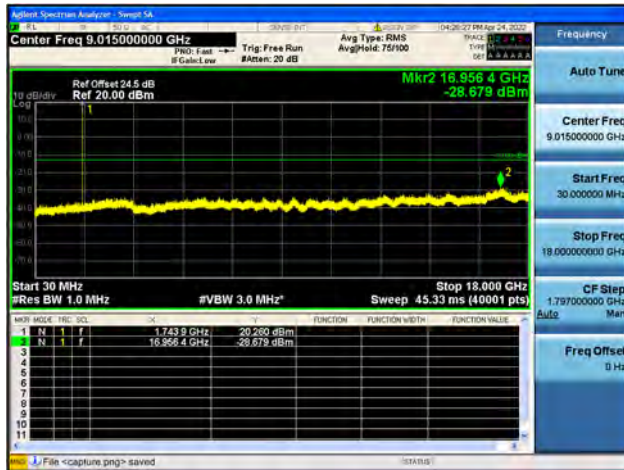
Band66 / 3MHz / Mid CH / QPSK



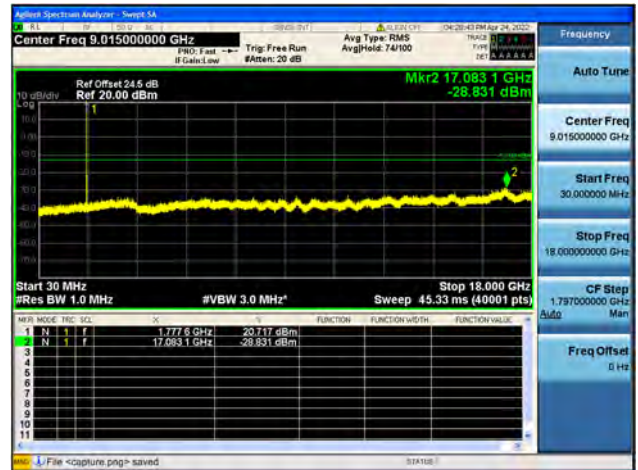
Band66 / 3MHz / Mid CH / 16QAM



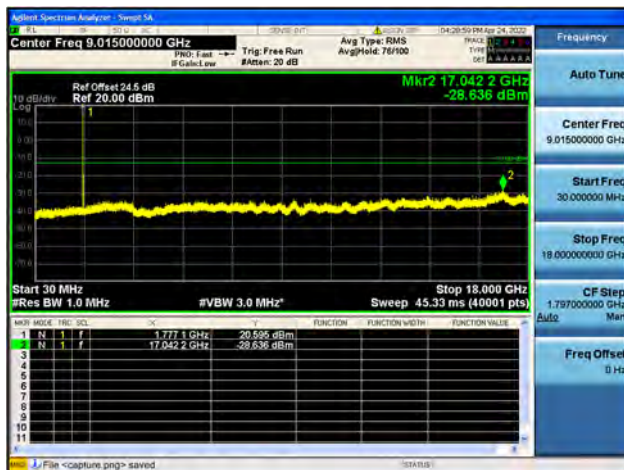
Band66 / 3MHz / Mid CH / 64QAM



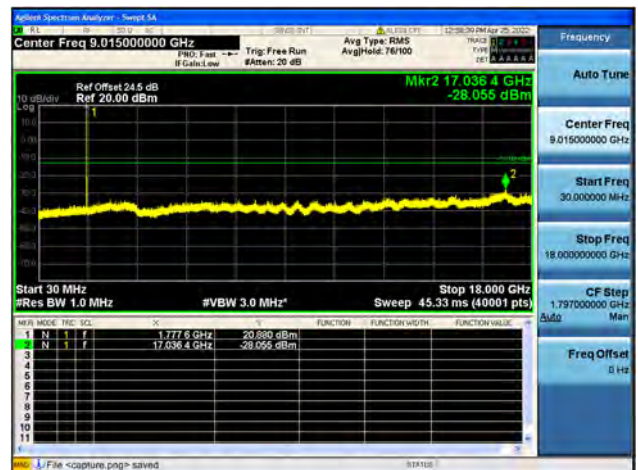
Band66 / 3MHz / High CH / QPSK



Band66 / 3MHz / High CH / 16QAM

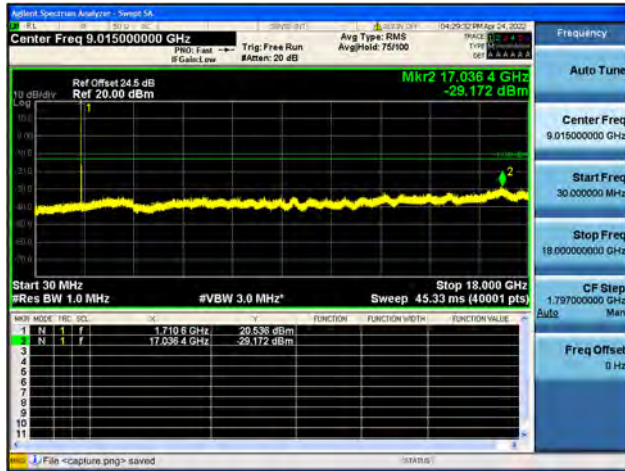


Band66 / 3MHz / High CH / 64QAM





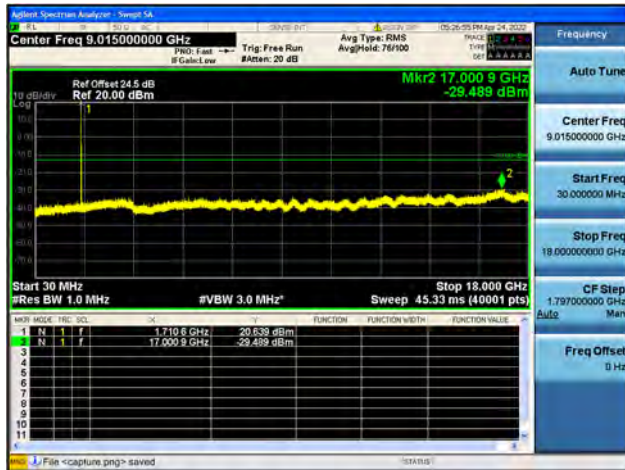
Band66 / 5MHz / Low CH / QPSK



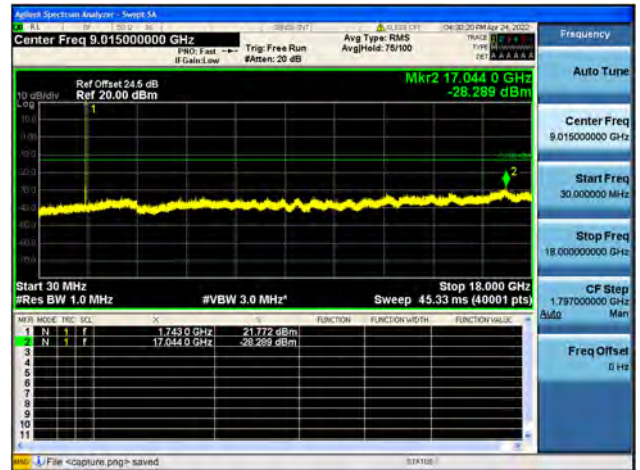
Band66 / 5MHz / Low CH / 16QAM



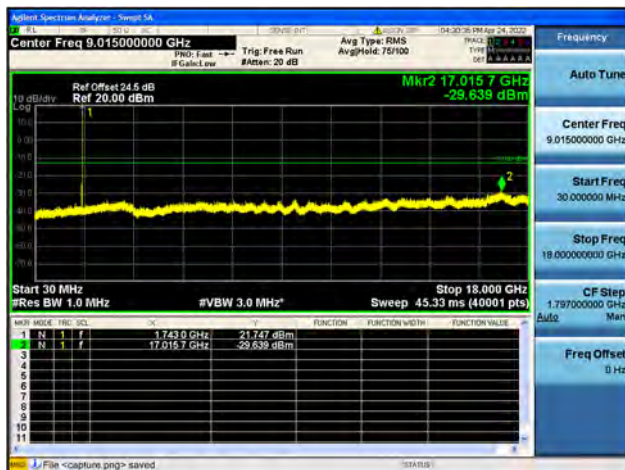
Band66 / 5MHz / Low CH / 64QAM



Band66 / 5MHz / Mid CH / QPSK



Band66 / 5MHz / Mid CH / 16QAM

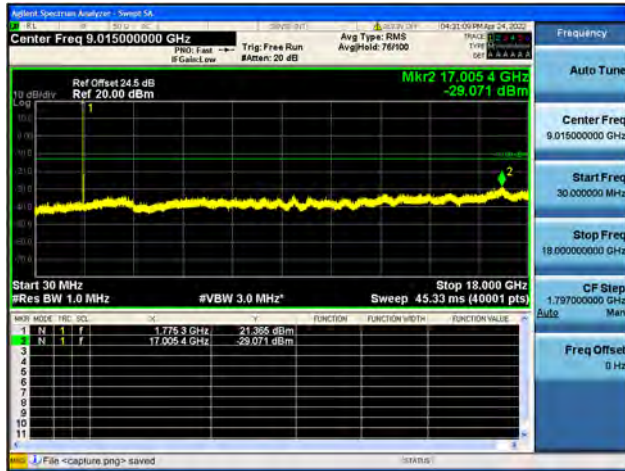


Band66 / 5MHz / Mid CH / 64QAM





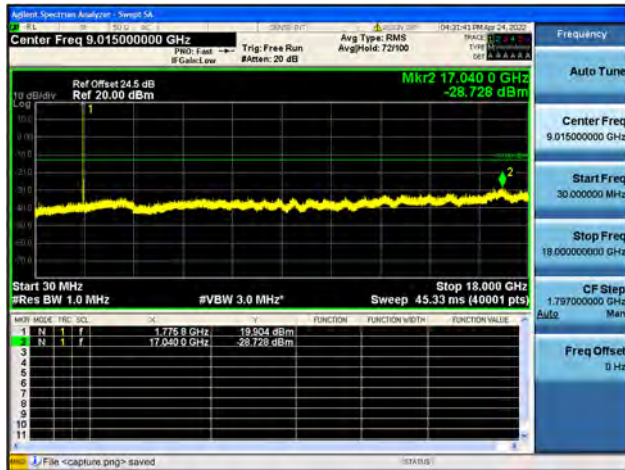
Band66 / 5MHz / High CH / QPSK



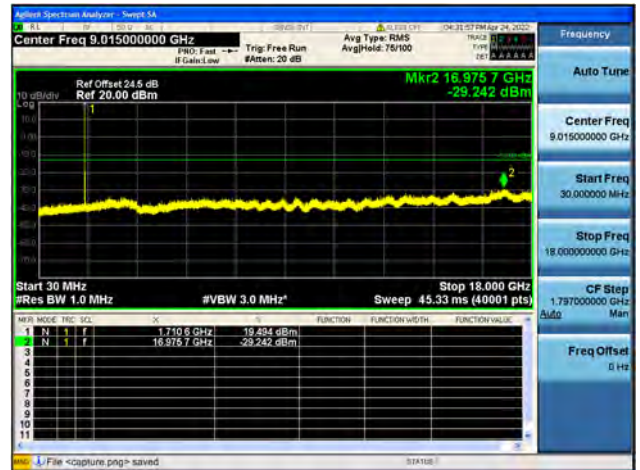
Band66 / 5MHz / High CH / 16QAM



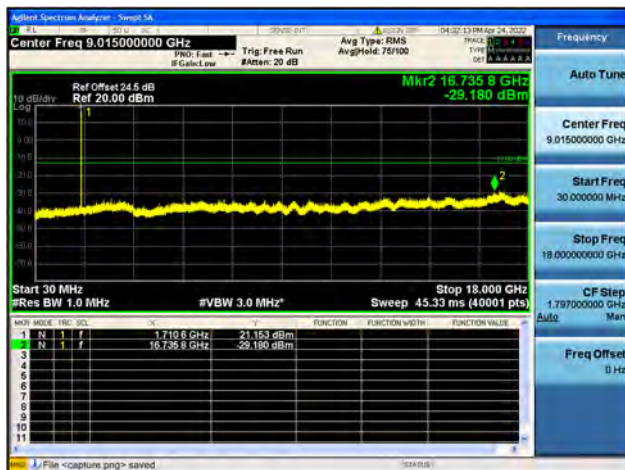
Band66 / 5MHz / High CH / 64QAM



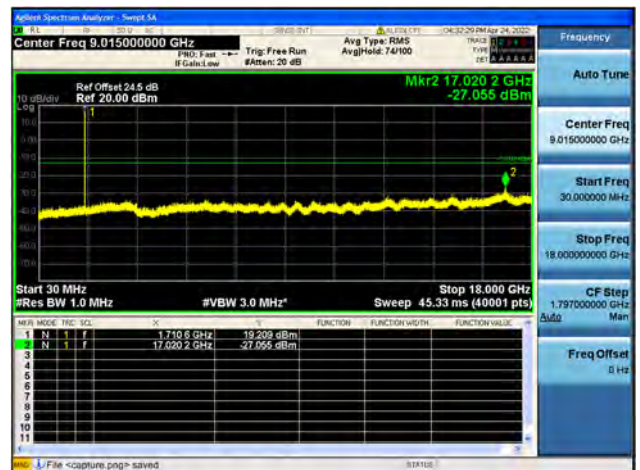
Band66 / 10MHz / Low CH / QPSK



Band66 / 10MHz / Low CH / 16QAM

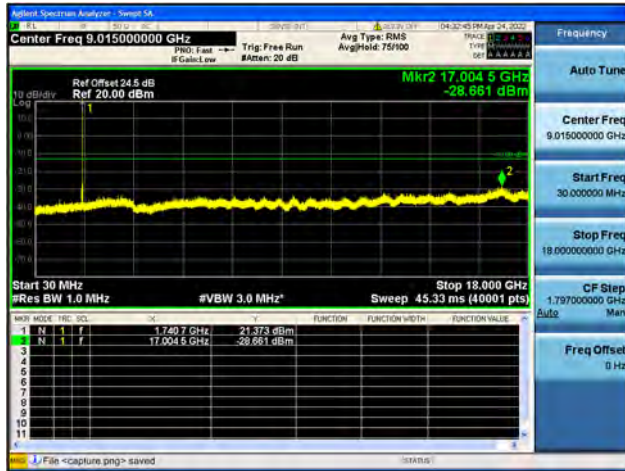


Band66 / 10MHz / Low CH / 64QAM

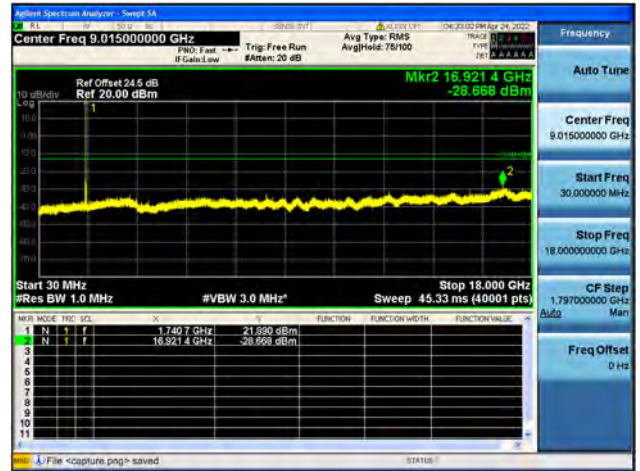




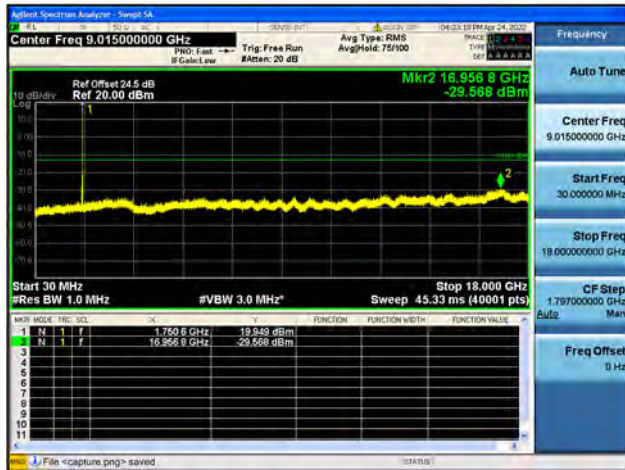
Band66 / 10MHz / Mid CH / QPSK



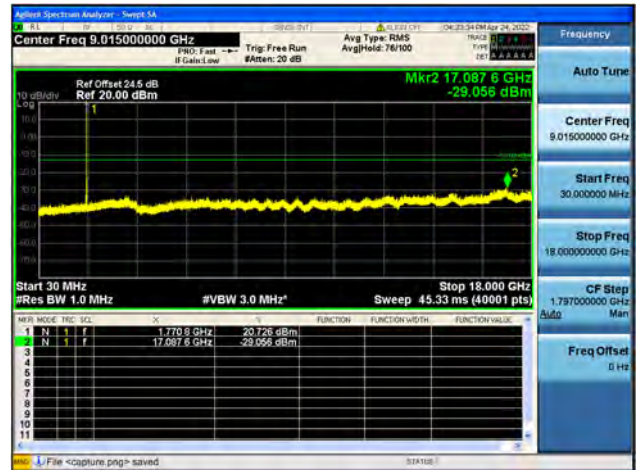
Band66 / 10MHz / Mid CH / 16QAM



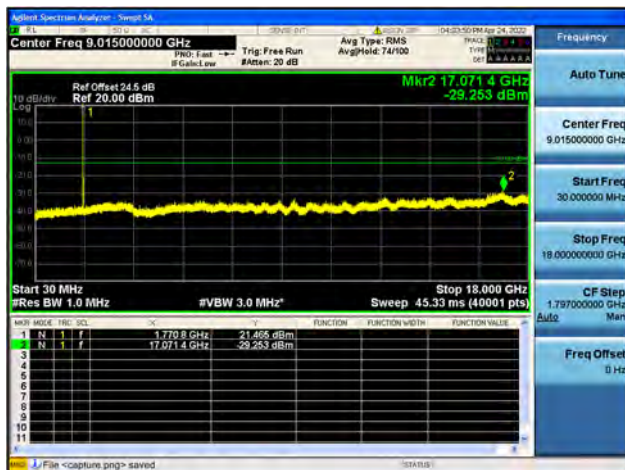
Band66 / 10MHz / Mid CH / 64QAM



Band66 / 10MHz / High CH / QPSK



Band66 / 10MHz / High CH / 16QAM

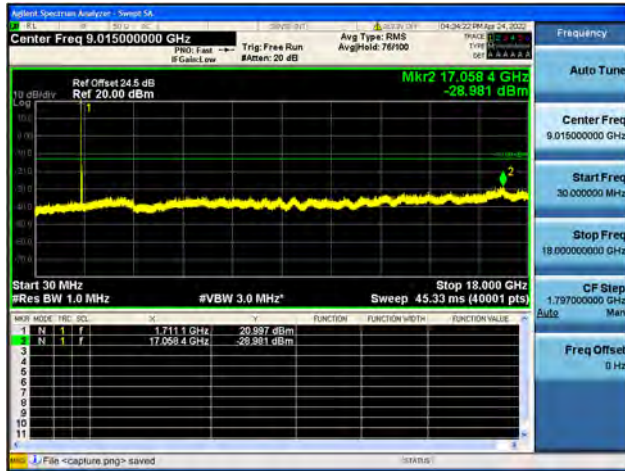


Band66 / 10MHz / High CH / 64QAM

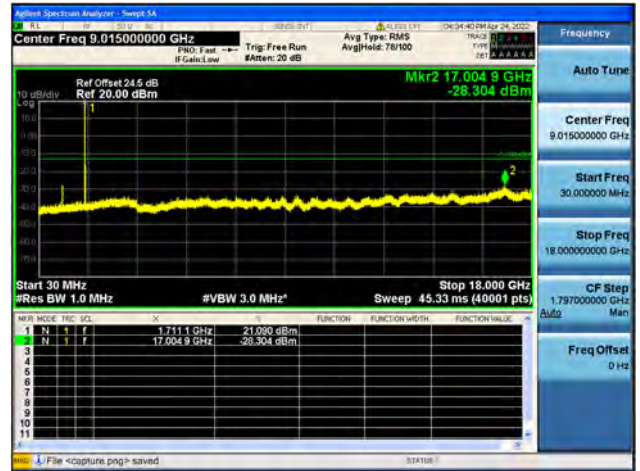




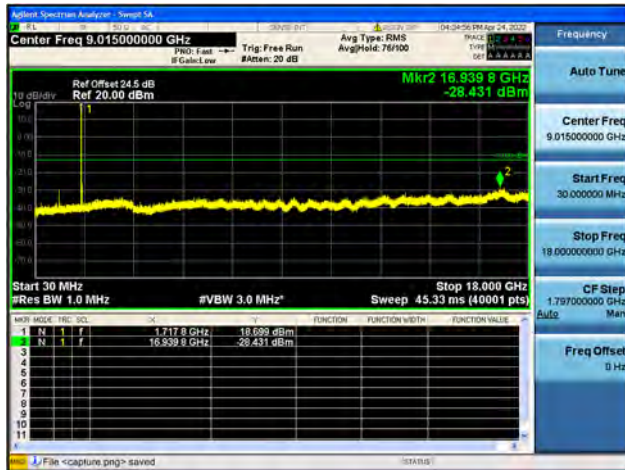
Band66 / 15MHz / Low CH / QPSK



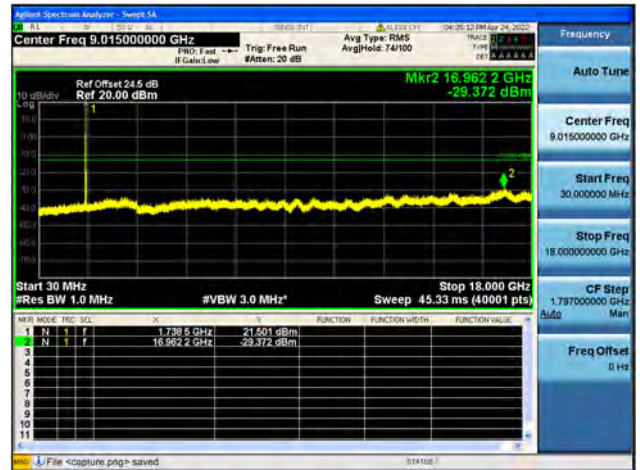
Band66 / 15MHz / Low CH / 16QAM



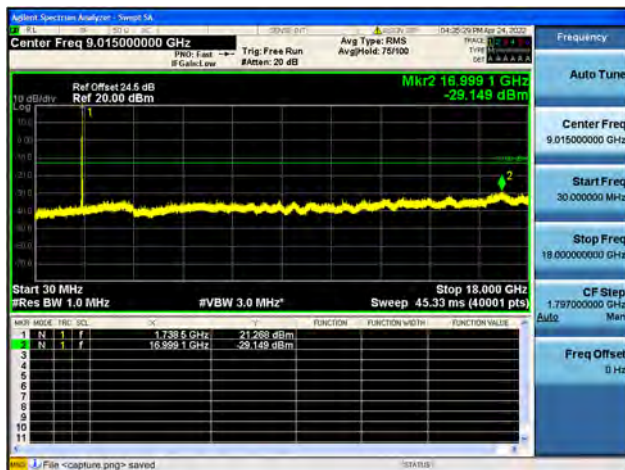
Band66 / 15MHz / Low CH / 64QAM



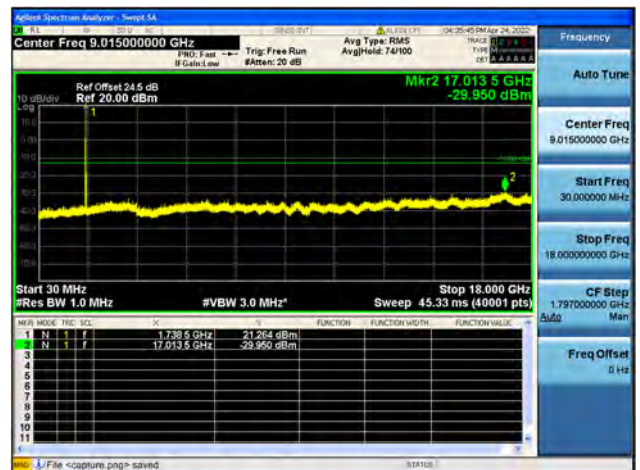
Band66 / 15MHz / Mid CH / QPSK



Band66 / 15MHz / Mid CH / 16QAM

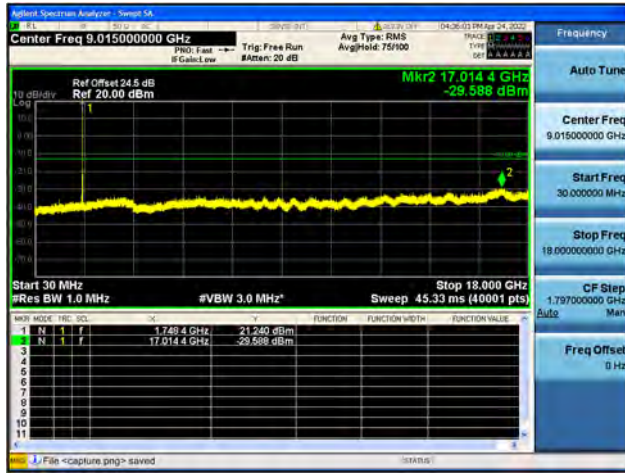


Band66 / 15MHz / Mid CH / 64QAM





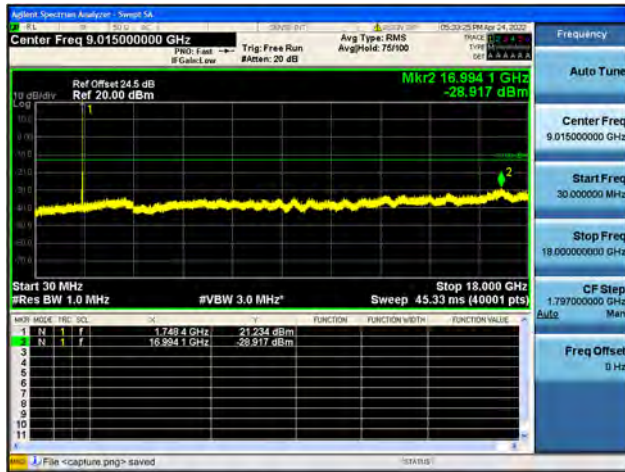
Band66 / 15MHz / High CH / QPSK



Band66 / 15MHz / High CH / 16QAM



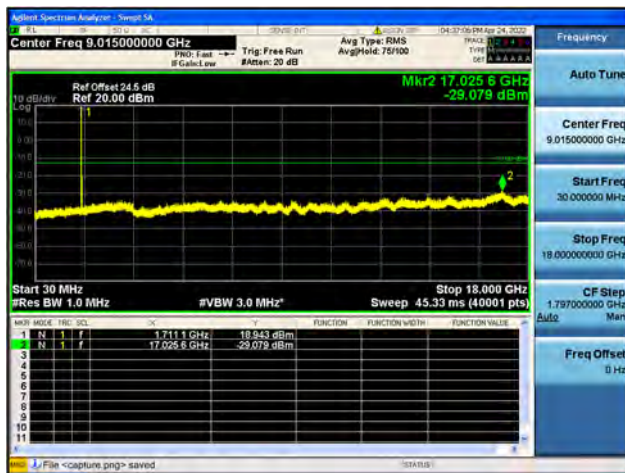
Band66 / 15MHz / High CH / 64QAM



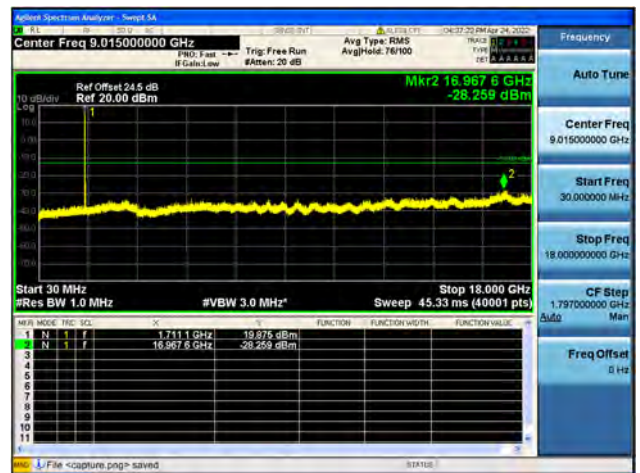
Band66 / 20MHz / Low CH / QPSK



Band66 / 20MHz / Low CH / 16QAM

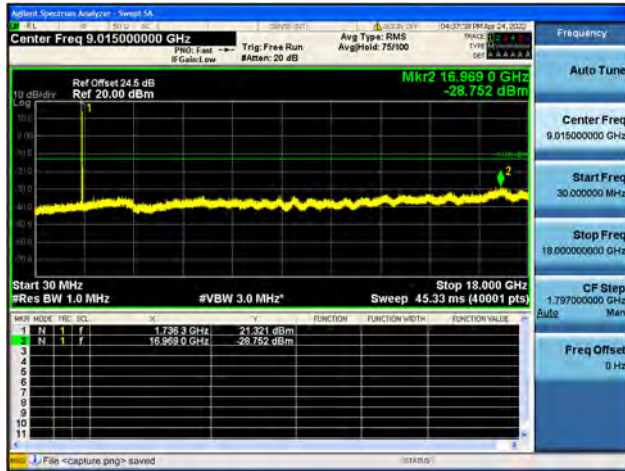


Band66 / 20MHz / Low CH / 64QAM

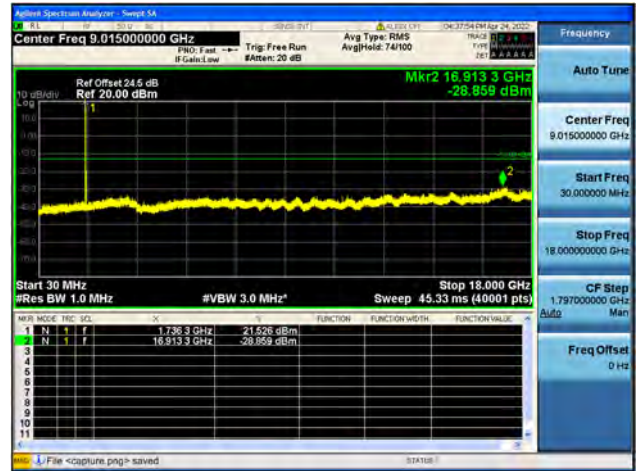




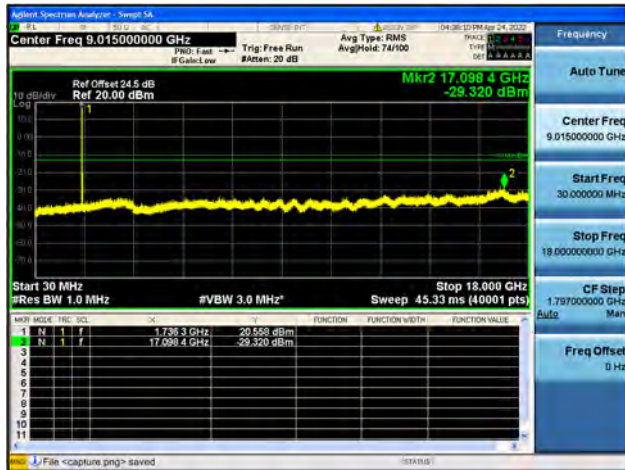
Band66 / 20MHz / Mid CH / QPSK



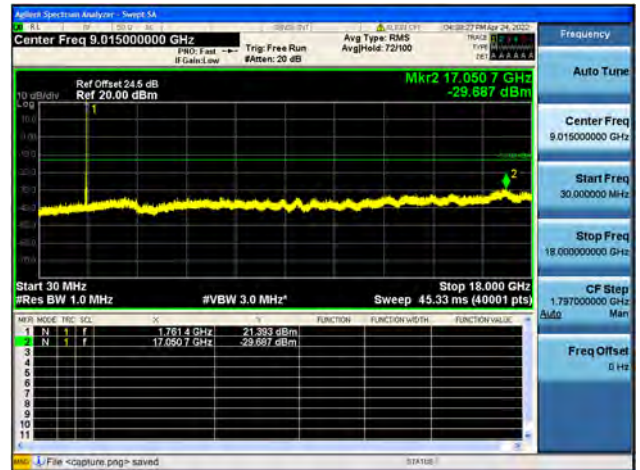
Band66 / 20MHz / Mid CH / 16QAM



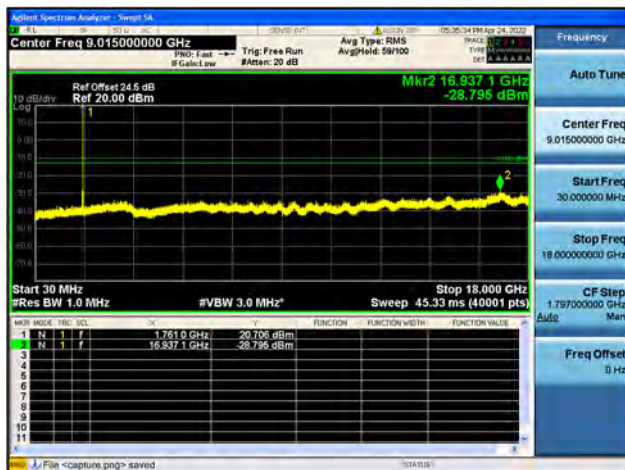
Band66 / 20MHz / Mid CH / 64QAM



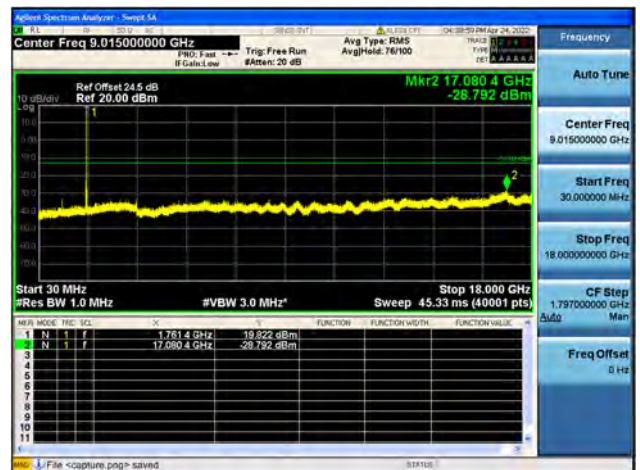
Band66 / 20MHz / High CH / QPSK



Band66 / 20MHz / High CH / 16QAM



Band66 / 20MHz / High CH / 64QAM





2.6. Band Edge

2.6.1. Requirement

Band 2

According to FCC section 24.238(a), for operations in the 1850–1910MHz bands, the power of any emission outside of the authorized operating frequency ranges must be attenuated below the transmitting power (P) by a factor of at least $43 + 10 \log(P)$ dB in a 1MHz bandwidth. However, in the 1 MHz bands immediately outside and adjacent to the licensee's frequency block, a resolution bandwidth of at least one percent of the emission bandwidth of the fundamental emission of the transmitter may be employed.

Band 4, 66

According to FCC section 27.53(h), for operations in the 1710–1755MHz bands, the power of any emission outside a licensee's frequency block shall be attenuated below the transmitter power (P) by at least $43 + 10 \log_{10}(P)$ dB a 1MHz bandwidth. However, in the 1 MHz bands immediately outside and adjacent to the licensee's frequency block, a resolution bandwidth of at least one percent of the emission bandwidth of the fundamental emission of the transmitter may be employed.

Band 5

According to FCC section 22.917(a), for operations in the 824–849MHz bands, the power of any emission outside of the authorized operating frequency ranges must be attenuated below the transmitting power (P) by a factor of at least $43 + 10 \log(P)$ dB in a 100kHz bandwidth. However, in the 1 MHz bands immediately outside and adjacent to the licensee's frequency block, a resolution bandwidth of at least one percent of the emission bandwidth of the fundamental emission of the transmitter may be employed.

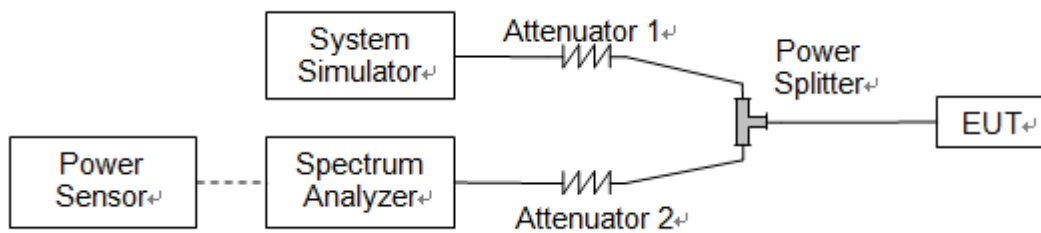
Band 12

According to FCC section 27.53(g), for operations in the 600 MHz band and the 698-746 MHz band, the power of any emission outside a licensee's frequency band(s) of operation shall be attenuated below the transmitter power (P) within the licensed band(s) of operation, measured in watts, by at least $43 + 10 \log(P)$ dB. Compliance with this provision is based on the use of measurement instrumentation employing a resolution bandwidth of 100 kilohertz or greater. However, in the 100 kilohertz bands immediately outside and adjacent to a licensee's frequency block, a resolution bandwidth of at least 30 kHz may be employed.

Band 13

According to FCC section 27.53(c)(2), any frequency outside the 776-788 MHz band, the power of any emission shall be attenuated outside the band below the transmitter power (P) by at least $43 + 10 \log (P)$ dB in a 100kHz bandwidth. However, in the 100 kHz bands immediately outside and adjacent to the frequency block, a resolution bandwidth of at least 30 kHz may be employed.

2.6.2. Test Description



The EUT is coupled to the Spectrum Analyzer (SA) and the System Simulator (SS) with Attenuators through the Power Splitter; the RF load attached to the EUT antenna terminal is 50Ohm; the path loss as the factor is calibrated to correct the reading. The EUT is commanded by the SS to operate at the maximum output power. A call is established between the EUT and the SS.

2.6.3. Test Procedure

KDB 971168 D01v03 Section 6.0 and ANSI/TIA-603-E-2016.

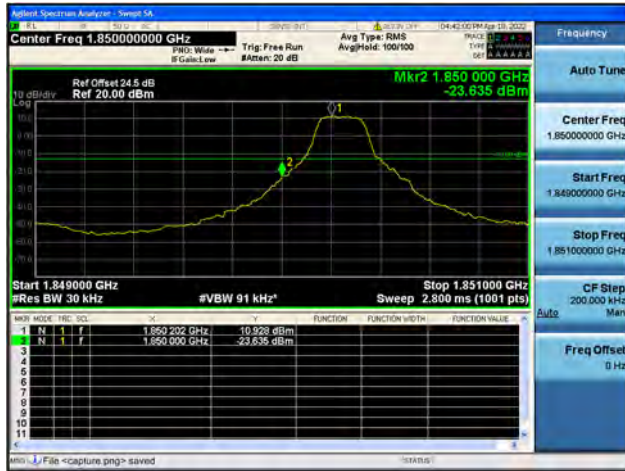


2.6.4. Test Result





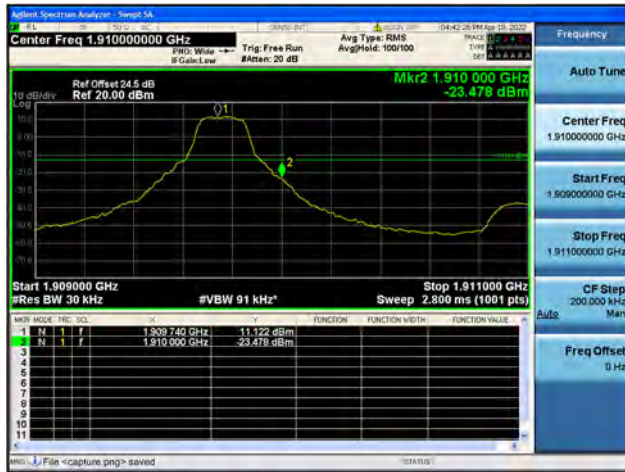
Band2 / 3MHz / Low CH / QPSK / 1 RB



Band2 / 3MHz / Low CH / QPSK / FULL RB



Band2 / 3MHz / High CH / QPSK / 1 RB



Band2 / 3MHz / High CH / QPSK / FULL RB





Band2 / 5MHz / Low CH / QPSK / 1 RB



Band2 / 5MHz / Low CH / QPSK / FULL RB



Band2 / 5MHz / High CH / QPSK / 1 RB



Band2 / 5MHz / High CH / QPSK / FULL RB





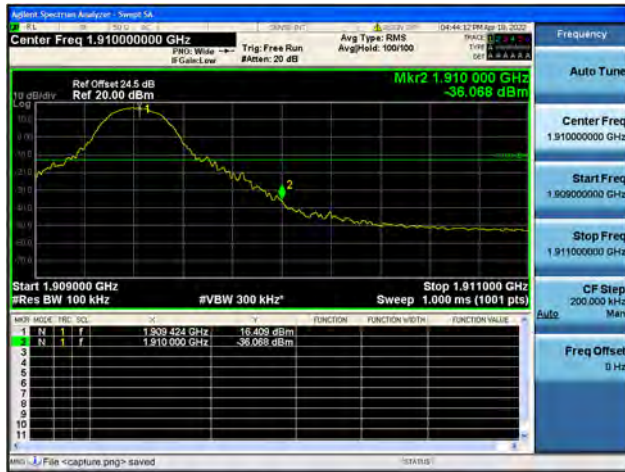
Band2 / 10MHz / Low CH / QPSK / 1 RB



Band2 / 10MHz / Low CH / QPSK / FULL RB



Band2 / 10MHz / High CH / QPSK / 1 RB



Band2 / 10MHz / High CH / QPSK / FULL RB





Band2 / 15MHz / Low CH / QPSK / 1 RB



Band2 / 15MHz / Low CH / QPSK / FULL RB



Band2 / 15MHz / High CH / QPSK / 1 RB



Band2 / 15MHz / High CH / QPSK / FULL RB





Band2 / 20MHz / Low CH / QPSK / 1 RB



Band2 / 20MHz / Low CH / QPSK / FULL RB



Band2 / 20MHz / High CH / QPSK / 1 RB



Band2 / 20MHz / High CH / QPSK / FULL RB





Band4 / 1.4MHz / Low CH / QPSK / 1 RB



Band4 / 1.4MHz / Low CH / QPSK / FULL RB



Band4 / 1.4MHz / High CH / QPSK / 1 RB



Band4 / 1.4MHz / High CH / QPSK / FULL RB





Band4 / 3MHz / Low CH / QPSK / 1 RB



Band4 / 3MHz / Low CH / QPSK / FULL RB



Band4 / 3MHz / High CH / QPSK / 1 RB



Band4 / 3MHz / High CH / QPSK / FULL RB





Band4 / 5MHz / Low CH / QPSK / 1 RB



Band4 / 5MHz / Low CH / QPSK / FULL RB



Band4 / 5MHz / High CH / QPSK / 1 RB



Band4 / 5MHz / High CH / QPSK / FULL RB





Band4 / 10MHz / Low CH / QPSK / 1 RB



Band4 / 10MHz / Low CH / QPSK / FULL RB



Band4 / 10MHz / High CH / QPSK / 1 RB



Band4 / 10MHz / High CH / QPSK / FULL RB





Band4 / 15MHz / Low CH / QPSK / 1 RB



Band4 / 15MHz / Low CH / QPSK / FULL RB



Band4 / 15MHz / High CH / QPSK / 1 RB



Band4 / 15MHz / High CH / QPSK / FULL RB





Band4 / 20MHz / Low CH / QPSK / 1 RB



Band4 / 20MHz / Low CH / QPSK / FULL RB



Band4 / 20MHz / High CH / QPSK / 1 RB



Band4 / 20MHz / High CH / QPSK / FULL RB





Band5 / 1.4MHz / Low CH / QPSK / 1 RB



Band5 / 1.4MHz / Low CH / QPSK / FULL RB



Band5 / 1.4MHz / High CH / QPSK / 1 RB

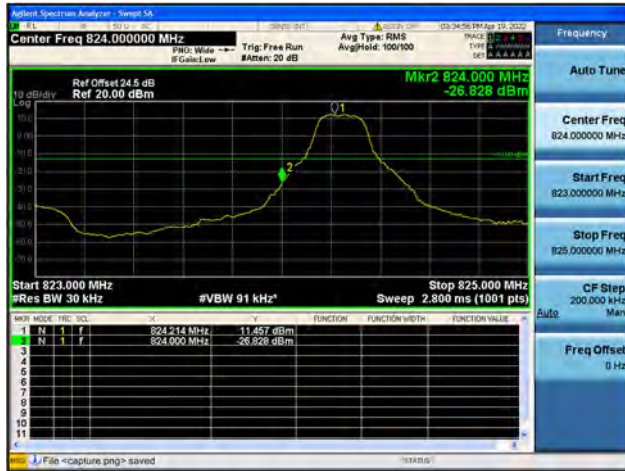


Band5 / 1.4MHz / High CH / QPSK / FULL RB





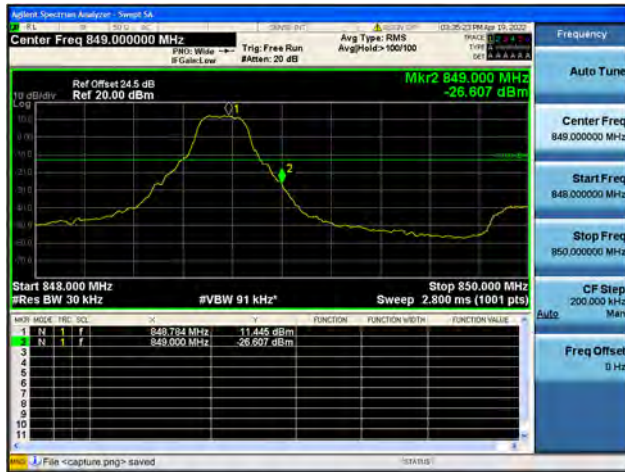
Band5 / 3MHz / Low CH / QPSK / 1 RB



Band5 / 3MHz / Low CH / QPSK / FULL RB



Band5 / 3MHz / High CH / QPSK / 1 RB



Band5 / 3MHz / High CH / QPSK / FULL RB





Band5 / 5MHz / Low CH / QPSK / 1 RB



Band5 / 5MHz / Low CH / QPSK / FULL RB



Band5 / 5MHz / High CH / QPSK / 1 RB



Band5 / 5MHz / High CH / QPSK / FULL RB





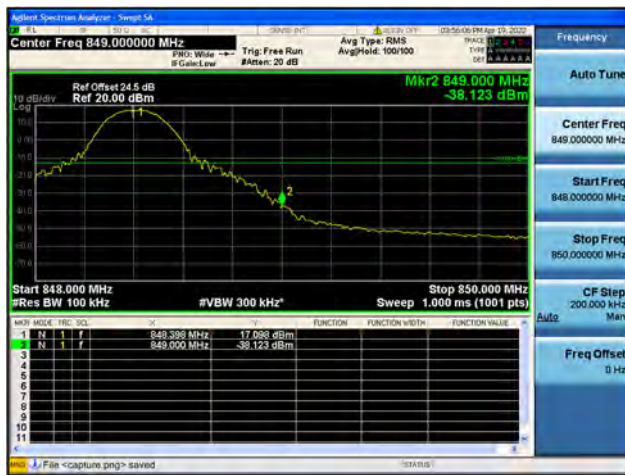
Band5 / 10MHz / Low CH / QPSK / 1 RB



Band5 / 10MHz / Low CH / QPSK / FULL RB



Band5 / 10MHz / High CH / QPSK / 1 RB



Band5 / 10MHz / High CH / QPSK / FULL RB





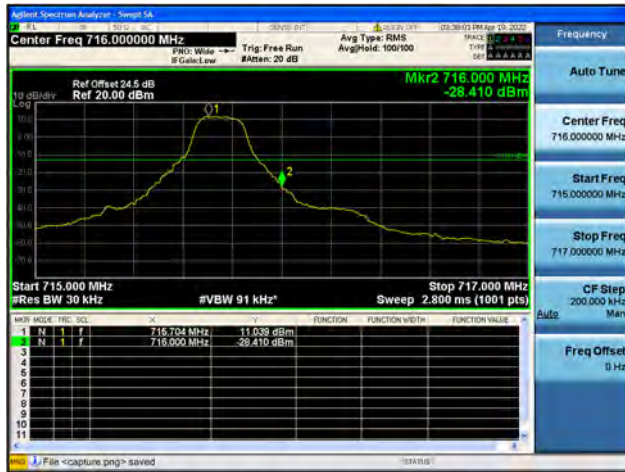
Band12 / 1.4MHz / Low CH / QPSK / 1 RB



Band12 / 1.4MHz / Low CH / QPSK / FULL RB



Band12 / 1.4MHz / High CH / QPSK / 1 RB

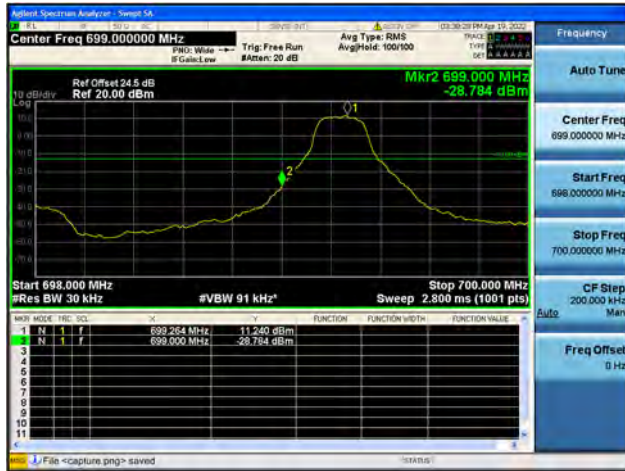


Band12 / 1.4MHz / High CH / QPSK / FULL RB





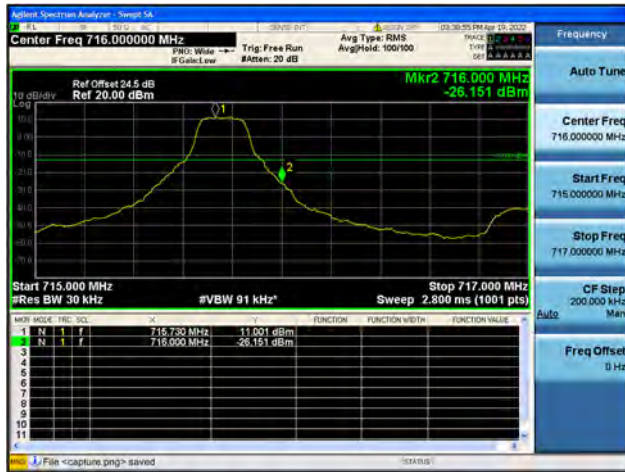
Band12 / 3MHz / Low CH / QPSK / 1 RB



Band12 / 3MHz / Low CH / QPSK / FULL RB



Band12 / 3MHz / High CH / QPSK / 1 RB



Band12 / 3MHz / High CH / QPSK / FULL RB





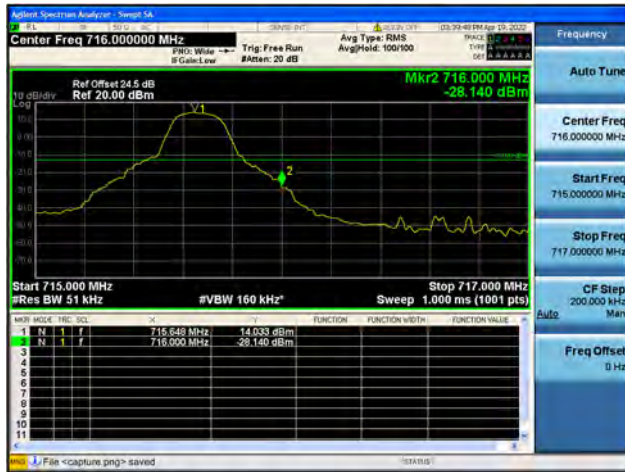
Band12 / 5MHz / Low CH / QPSK / 1 RB



Band12 / 5MHz / Low CH / QPSK / FULL RB



Band12 / 5MHz / High CH / QPSK / 1 RB



Band12 / 5MHz / High CH / QPSK / FULL RB





Band12 / 10MHz / Low CH / QPSK / 1 RB



Band12 / 10MHz / Low CH / QPSK / FULL RB

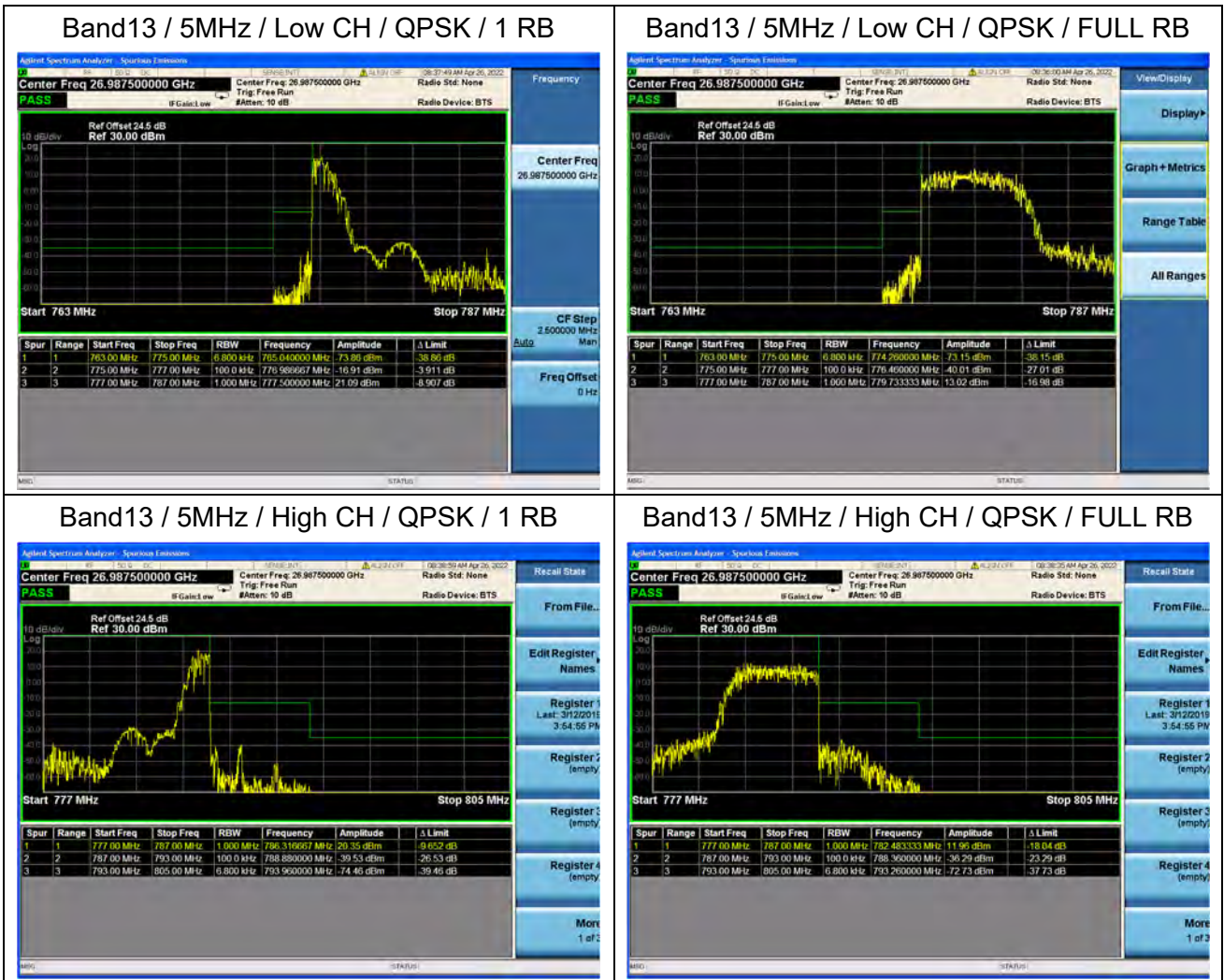


Band12 / 10MHz / High CH / QPSK / 1 RB



Band12 / 10MHz / High CH / QPSK / FULL RB



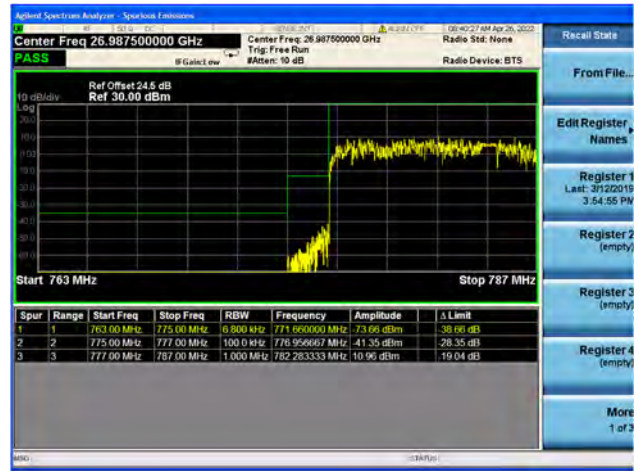




Band13 / 10MHz / Low CH / QPSK / 1 RB



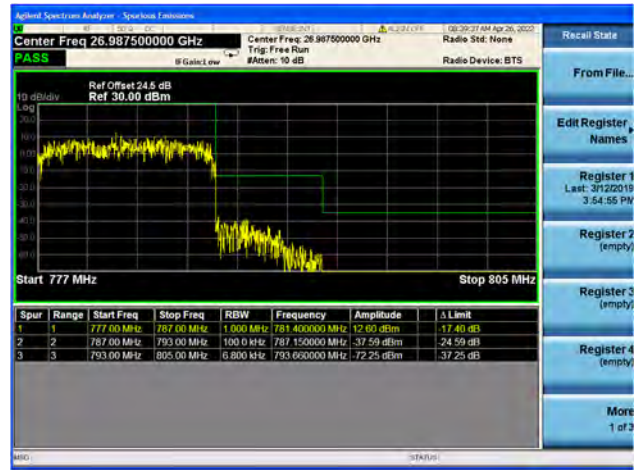
Band13 / 10MHz / Low CH / QPSK / FULL RB



Band13 / 10MHz / High CH / QPSK / 1 RB



Band13 / 10MHz / High CH / QPSK / FULL RB





Band66 / 1.4MHz / Low CH / QPSK / 1 RB



Band66 / 1.4MHz / Low CH / QPSK / FULL RB



Band66 / 1.4MHz / High CH / QPSK / 1 RB

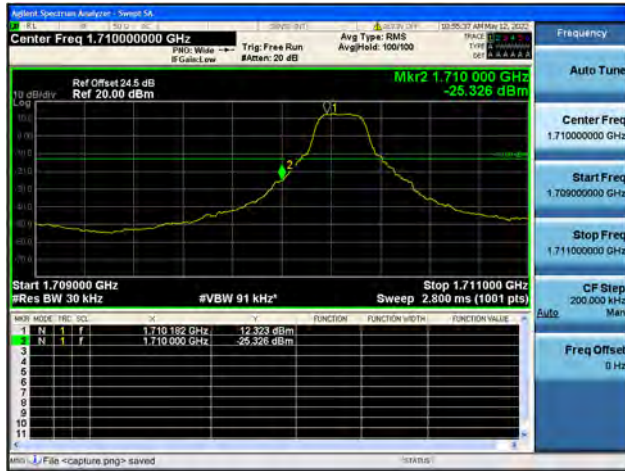


Band66 / 1.4MHz / High CH / QPSK / FULL RB





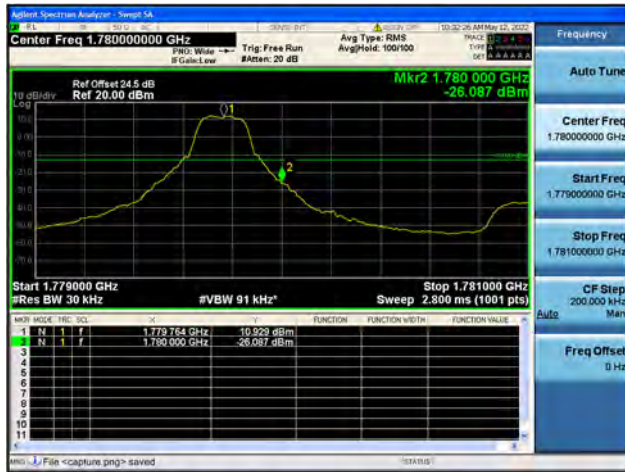
Band66 / 3MHz / Low CH / QPSK / 1 RB



Band66 / 3MHz / Low CH / QPSK / FULL RB



Band66 / 3MHz / High CH / QPSK / 1 RB

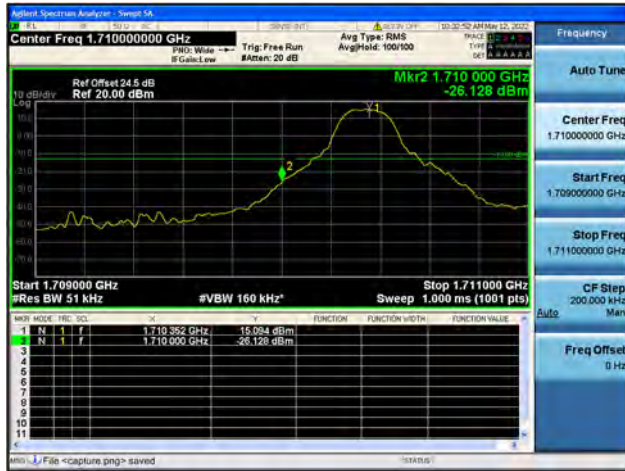


Band66 / 3MHz / High CH / QPSK / FULL RB





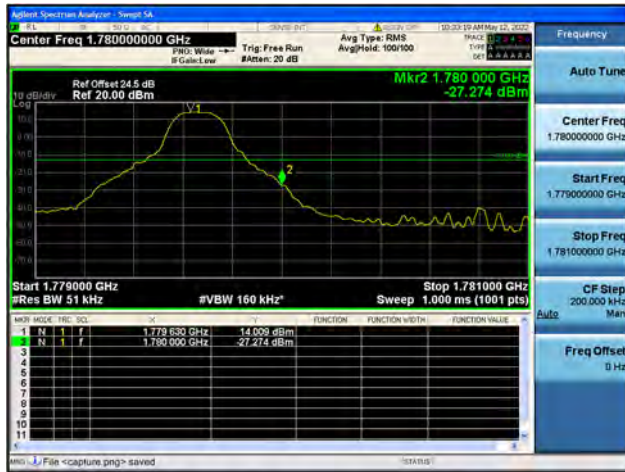
Band66 / 5MHz / Low CH / QPSK / 1 RB



Band66 / 5MHz / Low CH / QPSK / FULL RB



Band66 / 5MHz / High CH / QPSK / 1 RB



Band66 / 5MHz / High CH / QPSK / FULL RB

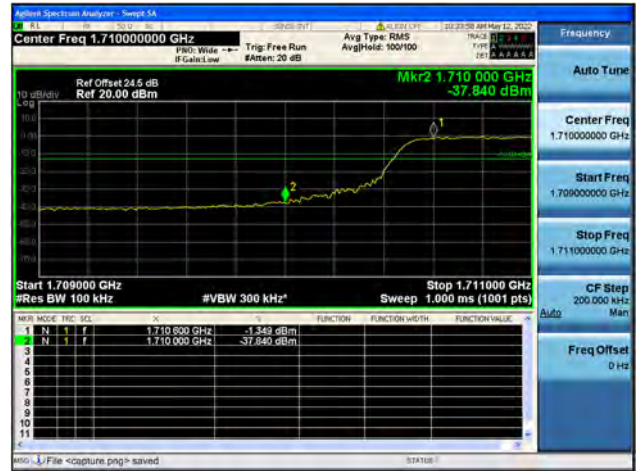




Band66 / 10MHz / Low CH / QPSK / 1 RB



Band66 / 10MHz / Low CH / QPSK / FULL RB



Band66 / 10MHz / High CH / QPSK / 1 RB



Band66 / 10MHz / High CH / QPSK / FULL RB

