



SAR Test Setup Photographs

EUT Side Definition	
Mode	Side
1	Front
2	Rear
3	Bottom
4	Left
5	Right
6	Top





Phantom Position : Head	EUT side : Right Cheek
Spacing to phantom : 0 mm	Accessory : N/A




Phantom Position : Head	EUT side : Right Tilted
Spacing to phantom : 0 mm	Accessory : N/A




Phantom Position : Head	EUT side : Left Cheek
Spacing to phantom : 0 mm	Accessory : N/A



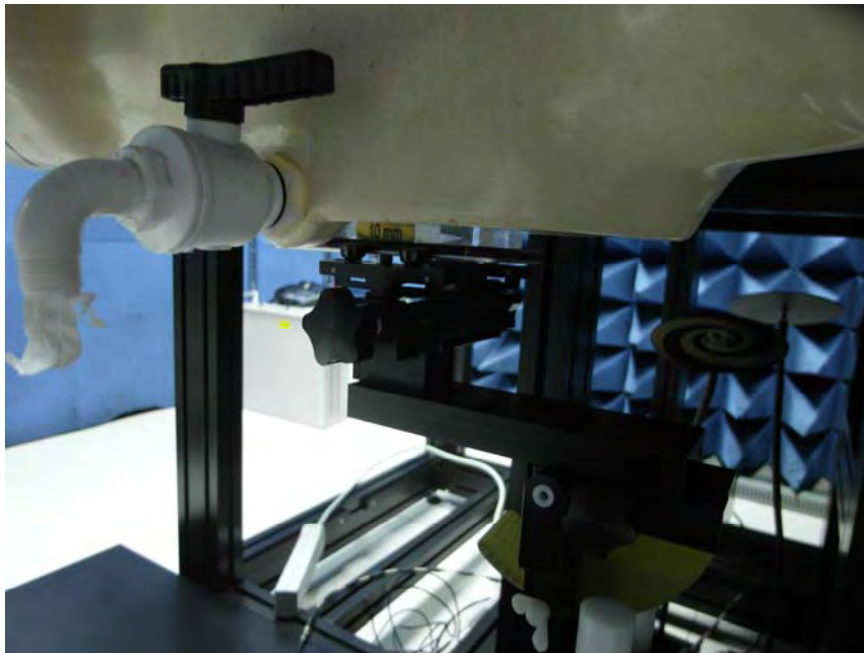
Phantom Position : Head	EUT side : Left Tilted
Spacing to phantom : 0 mm	Accessory : N/A




Phantom Position : Flat	EUT side : Front
Spacing to phantom : 10 mm	Accessory : N/A




Phantom Position : Flat	EUT side : Rear
Spacing to phantom : 10 mm	Accessory : N/A



Phantom Position : Flat	EUT side : Left
Spacing to phantom : 10 mm	Accessory : N/A




Phantom Position : Flat	EUT side : Right
Spacing to phantom : 10 mm	Accessory : N/A



Phantom Position : Flat	EUT side : Top
Spacing to phantom : 10 mm	Accessory : N/A



Phantom Position : Flat	EUT side : Bottom
Spacing to phantom : 10 mm	Accessory : N/A



Phantom Position : Flat	EUT side : Bottom
Spacing to phantom : 0 mm	Accessory : N/A

