

MEAS. 1 Left Head with Cheek on High Channel in GSM850

Date/Time: 4/22/2016

Communication System Band: GSM 850 (824.0 - 849.0 MHz); Frequency: 848.8 MHz; Duty Cycle: 1:8.30042

Medium parameters used (interpolated): $f = 848.8$ MHz; $\sigma = 0.94$ S/m; $\epsilon_r = 40.572$; $\rho = 1000$ kg/m³

Phantom section: Left Section

Ambient Temperature: 22.1 Liquid Temperature: 21.5

DASY5 Configuration:

- Probe: EX3DV4 - SN7340; ConvF(9.56, 9.56, 9.56); Calibrated: 12/10/2015;
- Sensor-Surface: 4mm (Mechanical Surface Detection)
- Electronics: DAE4 Sn1454; Calibrated: 12/8/2015
- Phantom: SAM (30deg probe tilt) with CRP v5.0 on left 1859; Type: QD000P40CD; Serial: TP:1859
- Measurement SW: DASY52, Version 52.8 (8); SEMCAD X Version 14.6.10 (7331)

850 Right/Left Head with Cheek on High Channel in GSM850/Area Scan (61x71x1):

Interpolated grid: $dx=1.200$ mm, $dy=1.200$ mm

Maximum value of SAR (interpolated) = 0.126 W/kg

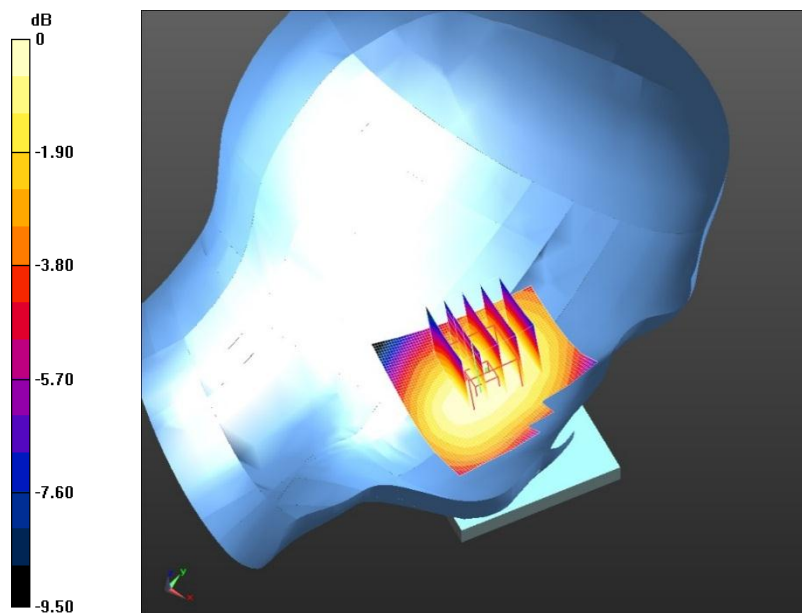
850 Right/Left Head with Cheek on High Channel in GSM850/Zoom Scan (5x5x7)/Cube 0: Measurement grid: $dx=8$ mm, $dy=8$ mm, $dz=5$ mm

Reference Value = 2.802 V/m; Power Drift = 0.14 dB

Peak SAR (extrapolated) = 0.144 W/kg

SAR(1 g) = 0.119 W/kg; SAR(10 g) = 0.092 W/kg

Maximum value of SAR (measured) = 0.123 W/kg



0 dB = 0.123 W/kg = -9.10 dBW/kg

MEAS. 2 Left Head with Tilt on High Channel in GSM850

Date/Time: 4/22/2016

Communication System Band: GSM 850 (824.0 - 849.0 MHz); Frequency: 848.8 MHz; Duty Cycle: 1:8.30042

Medium parameters used (interpolated): $f = 848.8$ MHz; $\sigma = 0.94$ S/m; $\epsilon_r = 40.572$; $\rho = 1000$ kg/m³

Phantom section: Left Section

Ambient Temperature:22.1 Liquid Temperature:21.5

DASY5 Configuration:

- Probe: EX3DV4 - SN7340; ConvF(9.56, 9.56, 9.56); Calibrated: 12/10/2015;
- Sensor-Surface: 4mm (Mechanical Surface Detection)
- Electronics: DAE4 Sn1454; Calibrated: 12/8/2015
- Phantom: SAM (30deg probe tilt) with CRP v5.0 on left 1859; Type: QD000P40CD; Serial: TP:1859
- Measurement SW: DASY52, Version 52.8 (8); SEMCAD X Version 14.6.10 (7331)

850 Right/Left Head with Tilt on High Channel in GSM850/Area Scan (71x81x1):

Interpolated grid: dx=1.200 mm, dy=1.200 mm

Maximum value of SAR (interpolated) = 0.0780 W/kg

850 Right/Left Head with Tilt on High Channel in GSM850/Zoom Scan (5x5x7)/Cube 0:

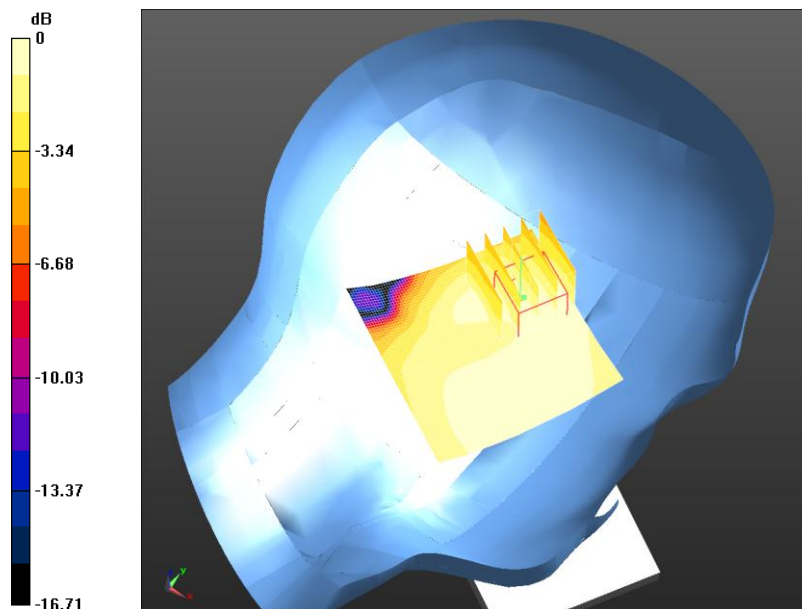
Measurement grid: dx=8mm, dy=8mm, dz=5mm

Reference Value = 5.158 V/m; Power Drift = 0.17 dB

Peak SAR (extrapolated) = 0.156 W/kg

SAR(1 g) = 0.080 W/kg; SAR(10 g) = 0.049 W/kg

Maximum value of SAR (measured) = 0.0885 W/kg



0 dB = 0.0885 W/kg = -10.53 dBW/kg

MEAS. 3 Right Head with Cheek on High Channel in GSM850

mode

Date/Time: 4/22/2016

Communication System Band: GSM 850 (824.0 - 849.0 MHz); Frequency: 848.8 MHz; Duty Cycle: 1:8.30042

Medium parameters used (interpolated): $f = 848.8$ MHz; $\sigma = 0.94$ S/m; $\epsilon_r = 40.572$; $\rho = 1000$ kg/m³

Phantom section: Right Section

Ambient Temperature:22.1 Liquid Temperature:21.5

DASY5 Configuration:

- Probe: EX3DV4 - SN7340; ConvF(9.56, 9.56, 9.56); Calibrated: 12/10/2015;
- Sensor-Surface: 4mm (Mechanical Surface Detection)
- Electronics: DAE4 Sn1454; Calibrated: 12/8/2015
- Phantom: SAM (30deg probe tilt) with CRP v5.0 on left 1859; Type: QD000P40CD; Serial: TP:1859
- Measurement SW: DASY52, Version 52.8 (8); SEMCAD X Version 14.6.10 (7331)

850 Right/Right Head with Cheek on High Channel in GSM850 mode/Area Scan (81x71x1): Interpolated grid: dx=1.200 mm, dy=1.200 mm

Maximum value of SAR (interpolated) = 0.169 W/kg

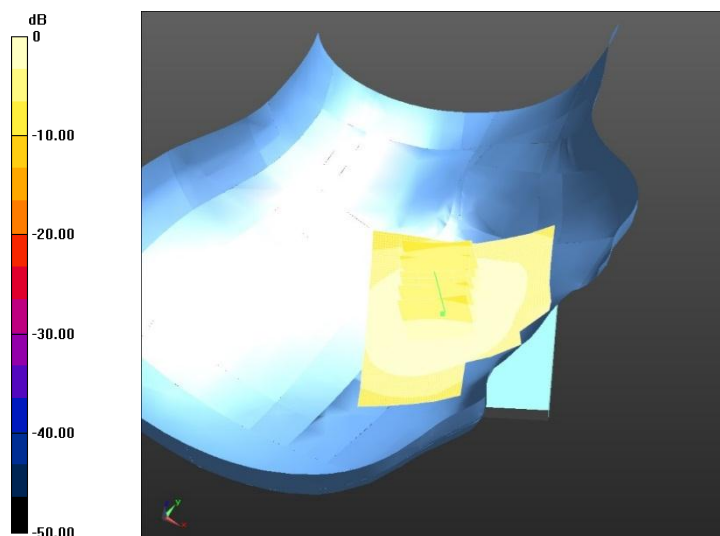
850 Right/Right Head with Cheek on High Channel in GSM850 mode/Zoom Scan (5x5x7)/Cube 0: Measurement grid: dx=8mm, dy=8mm, dz=5mm

Reference Value = 4.551 V/m; Power Drift = 0.04 dB

Peak SAR (extrapolated) = 0.200 W/kg

SAR(1 g) = 0.162 W/kg; SAR(10 g) = 0.126 W/kg

Maximum value of SAR (measured) = 0.168 W/kg



0 dB = 0.169 W/kg = -7.72 dBW/kg

MEAS. 4 Right Head with Tilt on High Channel in GSM850

mode

Date/Time: 4/22/2016

Communication System Band: GSM 850 (824.0 - 849.0 MHz); Frequency: 848.8 MHz; Duty Cycle: 1:8.30042

Medium parameters used (interpolated): $f = 848.8$ MHz; $\sigma = 0.94$ S/m; $\epsilon_r = 40.572$; $\rho = 1000$ kg/m³

Phantom section: Right Section

Ambient Temperature:22.1 Liquid Temperature:21.5

DASY5 Configuration:

- Probe: EX3DV4 - SN7340; ConvF(9.56, 9.56, 9.56); Calibrated: 12/10/2015;
- Sensor-Surface: 4mm (Mechanical Surface Detection)
- Electronics: DAE4 Sn1454; Calibrated: 12/8/2015
- Phantom: SAM (30deg probe tilt) with CRP v5.0 on left 1859; Type: QD000P40CD; Serial: TP:1859
- Measurement SW: DASY52, Version 52.8 (8); SEMCAD X Version 14.6.10 (7331)

850 Right/Right Head with Tilt on High Channel in GSM850 mode 2/Area Scan (81x81x1): Interpolated grid: $dx=1.200$ mm, $dy=1.200$ mm

Maximum value of SAR (interpolated) = 0.0943 W/kg

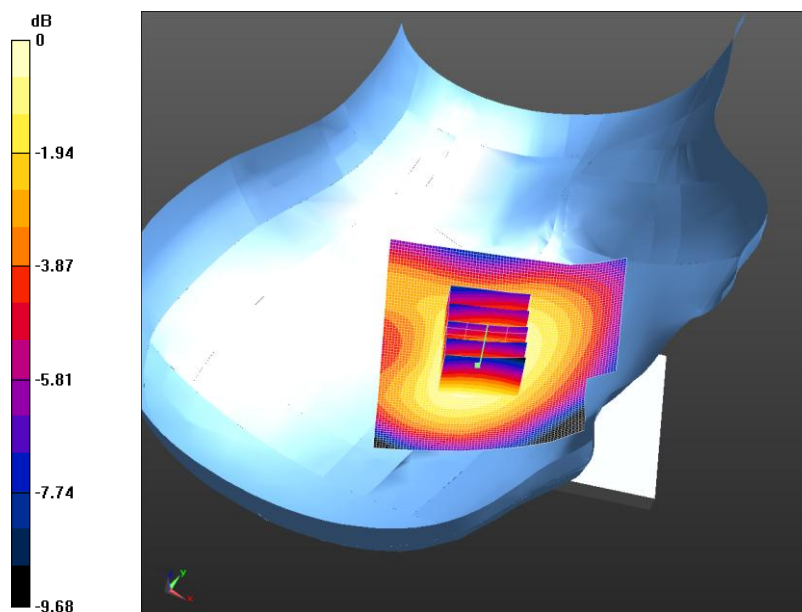
850 Right/Right Head with Tilt on High Channel in GSM850 mode 2/Zoom Scan (5x5x7)/Cube 0: Measurement grid: $dx=8$ mm, $dy=8$ mm, $dz=5$ mm

Reference Value = 5.873 V/m; Power Drift = 0.10 dB

Peak SAR (extrapolated) = 0.114 W/kg

SAR(1 g) = 0.089 W/kg; SAR(10 g) = 0.067 W/kg

Maximum value of SAR (measured) = 0.0937 W/kg



0 dB = 0.0937 W/kg = -10.28 dBW/kg

MEAS. 5 Body plane with Front side 10mm on High Channel in

GSM850 mode

Date/Time: 4/25/2016

Communication System Band: GSM 850 (824.0 - 849.0 MHz); Frequency: 848.8 MHz; Duty Cycle: 1:8.30042

Medium parameters used (interpolated): $f = 848.8$ MHz; $\sigma = 0.969$ S/m; $\epsilon_r = 55.75$; $\rho = 1000$ kg/m³

Phantom section: Flat Section

Ambient Temperature: 21.8 Liquid Temperature: 21.1

DASY5 Configuration:

- Probe: EX3DV4 - SN7340; ConvF(9.83, 9.83, 9.83); Calibrated: 12/10/2015;
- Sensor-Surface: 4mm (Mechanical Surface Detection)
- Electronics: DAE4 Sn1454; Calibrated: 12/8/2015
- Phantom: SAM (30deg probe tilt) with CRP v5.0 Right 1857; Type: QD000P40CD; Serial: TP1857
- Measurement SW: DASY52, Version 52.8 (8); SEMCAD X Version 14.6.10 (7331)

850 Body/Body plane with Front side 10mm on High Channel in GSM850 mode/Area Scan (71x71x1): Interpolated grid: $dx=1.200$ mm, $dy=1.200$ mm

Maximum value of SAR (interpolated) = 0.104 W/kg


850 Body/Body plane with Front side 10mm on High Channel in GSM850 mode/Zoom Scan (5x5x7)/Cube 0: Measurement grid: $dx=8$ mm, $dy=8$ mm, $dz=5$ mm

Reference Value = 10.35 V/m; Power Drift = -0.07 dB

Peak SAR (extrapolated) = 0.175 W/kg

SAR(1 g) = 0.107 W/kg; SAR(10 g) = 0.068 W/kg

Maximum value of SAR (measured) = 0.117 W/kg



0 dB = 0.104 W/kg = -9.83 dBW/kg

MEAS. 6 Body plane with Back side 10mm on High Channel in

GSM850 mode

Date/Time: 4/25/2016

Communication System Band: GSM 850 (824.0 - 849.0 MHz); Frequency: 848.8 MHz; Duty Cycle: 1:8.30042

Medium parameters used (interpolated): $f = 848.8$ MHz; $\sigma = 0.969$ S/m; $\epsilon_r = 55.75$; $\rho = 1000$ kg/m³

Phantom section: Flat Section

Ambient Temperature: 21.8 Liquid Temperature: 21.1

DASY5 Configuration:

- Probe: EX3DV4 - SN7340; ConvF(9.83, 9.83, 9.83); Calibrated: 12/10/2015;
- Sensor-Surface: 4mm (Mechanical Surface Detection)
- Electronics: DAE4 Sn1454; Calibrated: 12/8/2015
- Phantom: SAM (30deg probe tilt) with CRP v5.0 Right 1857; Type: QD000P40CD; Serial: TP1857
- Measurement SW: DASY52, Version 52.8 (8); SEMCAD X Version 14.6.10 (7331)

850 Body/Body plane with Back side 10mm on High Channel in GSM850 mode/Area Scan (71x71x1): Interpolated grid: $dx=1.200$ mm, $dy=1.200$ mm

Maximum value of SAR (interpolated) = 0.137 W/kg


850 Body/Body plane with Back side 10mm on High Channel in GSM850 mode/Zoom Scan (5x5x7)/Cube 0: Measurement grid: $dx=8$ mm, $dy=8$ mm, $dz=5$ mm

Reference Value = 11.81 V/m; Power Drift = -0.03 dB

Peak SAR (extrapolated) = 0.161 W/kg

SAR(1 g) = 0.129 W/kg; SAR(10 g) = 0.100 W/kg

Maximum value of SAR (measured) = 0.135 W/kg



0 dB = 0.137 W/kg = -8.63 dBW/kg

MEAS. 7 Body plane with Front side 10mm on High Channel in

GPRS850 mode

Date/Time: 4/25/2016

Communication System Band: GPRS850; Frequency: 848.8 MHz; Duty Cycle: 1:2.0797

Medium parameters used (interpolated): $f = 848.8$ MHz; $\sigma = 0.969$ S/m; $\epsilon_r = 55.75$; $\rho = 1000$ kg/m³

Phantom section: Flat Section

Ambient Temperature: 21.8 Liquid Temperature: 21.1

DASY5 Configuration:

- Probe: EX3DV4 - SN7340; ConvF(9.83, 9.83, 9.83); Calibrated: 12/10/2015;
- Sensor-Surface: 4mm (Mechanical Surface Detection)
- Electronics: DAE4 Sn1454; Calibrated: 12/8/2015
- Phantom: SAM (30deg probe tilt) with CRP v5.0 Right 1857; Type: QD000P40CD; Serial: TP1857
- Measurement SW: DASY52, Version 52.8 (8); SEMCAD X Version 14.6.10 (7331)

850 Body/Body plane with Front side 10mm on High Channel in GPRS850 mode

2/Area Scan (71x71x1): Interpolated grid: dx=1.200 mm, dy=1.200 mm

Maximum value of SAR (interpolated) = 0.210 W/kg

850 Body/Body plane with Front side 10mm on High Channel in GPRS850 mode

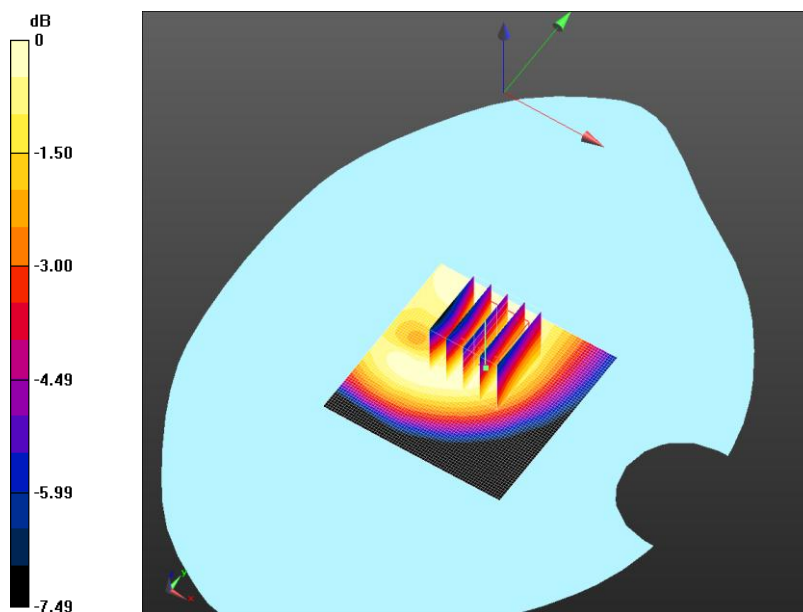
2/Zoom Scan (5x5x7)/Cube 0: Measurement grid: dx=8mm, dy=8mm, dz=5mm

Reference Value = 14.34 V/m; Power Drift = 0.03 dB

Peak SAR (extrapolated) = 0.340 W/kg

SAR(1 g) = 0.215 W/kg; SAR(10 g) = 0.139 W/kg

Maximum value of SAR (measured) = 0.239 W/kg



0 dB = 0.210 W/kg = -6.78 dBW/kg

MEAS. 8 Body plane with Back side 10mm on High Channel in

GPRS850 mode

Date/Time: 4/25/2016

Communication System Band: GPRS850; Frequency: 848.8 MHz; Duty Cycle: 1:2.0797

Medium parameters used (interpolated): $f = 848.8$ MHz; $\sigma = 0.969$ S/m; $\epsilon_r = 55.75$; $\rho = 1000$ kg/m³

Phantom section: Flat Section

Ambient Temperature: 21.8 Liquid Temperature: 21.1

DASY5 Configuration:

- Probe: EX3DV4 - SN7340; ConvF(9.83, 9.83, 9.83); Calibrated: 12/10/2015;
- Sensor-Surface: 4mm (Mechanical Surface Detection)
- Electronics: DAE4 Sn1454; Calibrated: 12/8/2015
- Phantom: SAM (30deg probe tilt) with CRP v5.0 Right 1857; Type: QD000P40CD; Serial: TP1857
- Measurement SW: DASY52, Version 52.8 (8); SEMCAD X Version 14.6.10 (7331)

850 Body/Body plane with Back side 10mm on High Channel in GPRS850 mode/Area Scan (71x71x1): Interpolated grid: dx=1.200 mm, dy=1.200 mm.

Maximum value of SAR (interpolated) = 0.276 W/kg


850 Body/Body plane with Back side 10mm on High Channel in GPRS850 mode/Zoom Scan (5x5x7)/Cube 0: Measurement grid: dx=8mm, dy=8mm, dz=5mm

Reference Value = 16.72 V/m; Power Drift = -0.01 dB

Peak SAR (extrapolated) = 0.328 W/kg

SAR(1 g) = 0.262 W/kg; SAR(10 g) = 0.202 W/kg

Maximum value of SAR (measured) = 0.274 W/kg



0 dB = 0.274 W/kg = -5.62 dBW/kg

MEAS. 9 Body plane with Left Edge 10mm on High Channel in

GPRS850 mode

Date/Time: 4/25/2016

Communication System Band: GPRS850; Frequency: 848.8 MHz; Duty Cycle: 1:2.0797

Medium parameters used (interpolated): $f = 848.8$ MHz; $\sigma = 0.969$ S/m; $\epsilon_r = 55.75$; $\rho = 1000$ kg/m³

Phantom section: Flat Section

Ambient Temperature: 21.8 Liquid Temperature: 21.1

DASY5 Configuration:

- Probe: EX3DV4 - SN7340; ConvF(9.83, 9.83, 9.83); Calibrated: 12/10/2015;
- Sensor-Surface: 4mm (Mechanical Surface Detection)
- Electronics: DAE4 Sn1454; Calibrated: 12/8/2015
- Phantom: SAM (30deg probe tilt) with CRP v5.0 Right 1857; Type: QD000P40CD; Serial: TP1857
- Measurement SW: DASY52, Version 52.8 (8); SEMCAD X Version 14.6.10 (7331)

850 Body/Body plane with Left Edge 10mm on High Channel in GPRS850 mode/Area Scan (71x71x1): Interpolated grid: dx=1.200 mm, dy=1.200 mm

Maximum value of SAR (interpolated) = 0.401 W/kg


850 Body/Body plane with Left Edge 10mm on High Channel in GPRS850 mode/Zoom Scan (5x5x7)/Cube 0: Measurement grid: dx=8mm, dy=8mm, dz=5mm

Reference Value = 20.21 V/m; Power Drift = 0.00 dB

Peak SAR (extrapolated) = 0.520 W/kg

SAR(1 g) = 0.374 W/kg; SAR(10 g) = 0.257 W/kg

Maximum value of SAR (measured) = 0.399 W/kg



0 dB = 0.399 W/kg = -3.99 dBW/kg

MEAS. 10 Body plane with Right Edge 10mm on High Channel

in GPRS850 mode

Date/Time: 4/25/2016

Communication System Band: GPRS850; Frequency: 848.8 MHz; Duty Cycle: 1:2.0797

Medium parameters used (interpolated): $f = 848.8$ MHz; $\sigma = 0.969$ S/m; $\epsilon_r = 55.75$; $\rho = 1000$ kg/m³

Phantom section: Flat Section

Ambient Temperature: 21.8 Liquid Temperature: 21.1

DASY5 Configuration:

- Probe: EX3DV4 - SN7340; ConvF(9.83, 9.83, 9.83); Calibrated: 12/10/2015;
- Sensor-Surface: 4mm (Mechanical Surface Detection)
- Electronics: DAE4 Sn1454; Calibrated: 12/8/2015
- Phantom: SAM (30deg probe tilt) with CRP v5.0 Right 1857; Type: QD000P40CD; Serial: TP1857
- Measurement SW: DASY52, Version 52.8 (8); SEMCAD X Version 14.6.10 (7331)

850 Body/Body plane with Right Edge 10mm on High Channel in GPRS850 mode/Area Scan (71x71x1): Interpolated grid: dx=1.200 mm, dy=1.200 mm

Maximum value of SAR (interpolated) = 0.160 W/kg

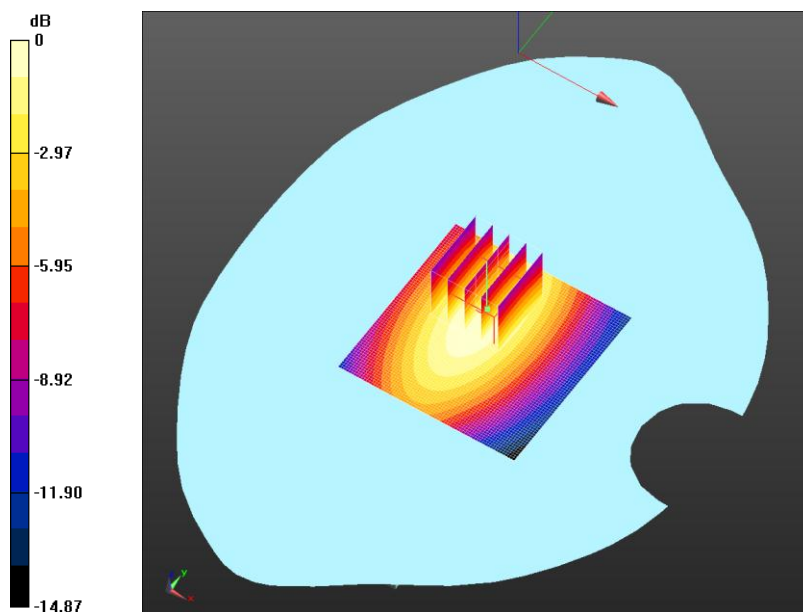
850 Body/Body plane with Right Edge 10mm on High Channel in GPRS850 mode/Zoom Scan (5x5x7)/Cube 0: Measurement grid: dx=8mm, dy=8mm, dz=5mm

Reference Value = 12.25 V/m; Power Drift = 0.07 dB

Peak SAR (extrapolated) = 0.213 W/kg

SAR(1 g) = 0.148 W/kg; SAR(10 g) = 0.101 W/kg

Maximum value of SAR (measured) = 0.158 W/kg



0 dB = 0.160 W/kg = -7.96 dBW/kg

MEAS. 11 Body plane with Bottom Edge 10mm on High

Channel in GPRS850 mode

Date/Time: 4/25/2016

Communication System Band: GPRS850; Frequency: 848.8 MHz; Duty Cycle: 1:2.0797

Medium parameters used (interpolated): $f = 848.8$ MHz; $\sigma = 0.969$ S/m; $\epsilon_r = 55.75$; $\rho = 1000$ kg/m³

Phantom section: Flat Section

Ambient Temperature: 21.8 Liquid Temperature: 21.1

DASY5 Configuration:

- Probe: EX3DV4 - SN7340; ConvF(9.83, 9.83, 9.83); Calibrated: 12/10/2015;
- Sensor-Surface: 4mm (Mechanical Surface Detection)
- Electronics: DAE4 Sn1454; Calibrated: 12/8/2015
- Phantom: SAM (30deg probe tilt) with CRP v5.0 Right 1857; Type: QD000P40CD; Serial: TP1857
- Measurement SW: DASY52, Version 52.8 (8); SEMCAD X Version 14.6.10 (7331)

850 Body/Body plane with Bottom Edge 10mm on High Channel in GPRS850 mode/Area Scan (71x71x1): Interpolated grid: dx=1.200 mm, dy=1.200 mm

Maximum value of SAR (interpolated) = 0.134 W/kg

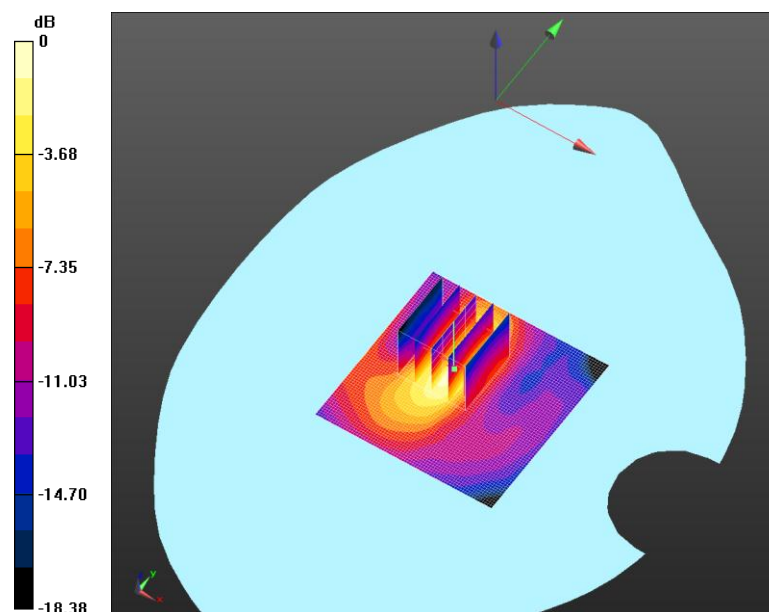
850 Body/Body plane with Bottom Edge 10mm on High Channel in GPRS850 mode/Zoom Scan (5x5x7)/Cube 0: Measurement grid: dx=8mm, dy=8mm, dz=5mm

Reference Value = 9.990 V/m; Power Drift = 0.11 dB

Peak SAR (extrapolated) = 0.247 W/kg

SAR(1 g) = 0.122 W/kg; SAR(10 g) = 0.059 W/kg

Maximum value of SAR (measured) = 0.138 W/kg



0 dB = 0.138 W/kg = -8.60 dBW/kg

MEAS. 12 Left Head with Cheek on Low Channel in GSM1900

Date/Time: 4/23/2016

Communication System Band: PCS 1900 (1850.0 - 1910.0 MHz); Frequency: 1850.2 MHz; Duty Cycle: 1:8.30042

Medium parameters used: $f = 1850.2$ MHz; $\sigma = 1.42$ S/m; $\epsilon_r = 39.87$; $\rho = 1000$ kg/m³

Phantom section: Left Section

Ambient Temperature: 21.8 Liquid Temperature: 21.2

DASY5 Configuration:

- Probe: EX3DV4 - SN7340; ConvF(8.15, 8.15, 8.15); Calibrated: 12/10/2015;
- Sensor-Surface: 4mm (Mechanical Surface Detection)
- Electronics: DAE4 Sn1454; Calibrated: 12/8/2015
- Phantom: SAM (30deg probe tilt) with CRP v5.0 Right 1857; Type: QD000P40CD; Serial: TP1857
- Measurement SW: DASY52, Version 52.8 (8); SEMCAD X Version 14.6.10 (7331)

1900 Left/Left Head with Cheek on Low Channel in GSM1900/Area Scan (81x81x1):

Interpolated grid: $dx=1.200$ mm, $dy=1.200$ mm

Maximum value of SAR (interpolated) = 0.282 W/kg

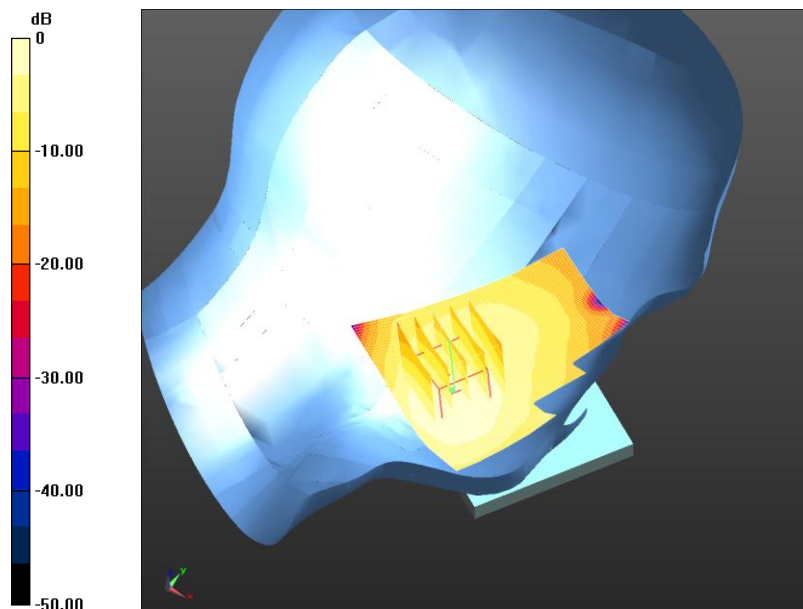
1900 Left/Left Head with Cheek on Low Channel in GSM1900/Zoom Scan (5x5x7)/Cube 0: Measurement grid: $dx=8$ mm, $dy=8$ mm, $dz=5$ mm

Reference Value = 4.201 V/m; Power Drift = 0.13 dB

Peak SAR (extrapolated) = 0.400 W/kg

SAR(1 g) = 0.253 W/kg; SAR(10 g) = 0.158 W/kg

Maximum value of SAR (measured) = 0.271 W/kg



0 dB = 0.282 W/kg = -5.50 dBW/kg

MEAS. 13 Left Head with Tilt on Low Channel in GSM1900

Date/Time: 4/23/2016

Communication System Band: PCS 1900 (1850.0 - 1910.0 MHz); Frequency: 1850.2 MHz; Duty Cycle: 1:8.30042

Medium parameters used: $f = 1850.2$ MHz; $\sigma = 1.42$ S/m; $\epsilon_r = 39.87$; $\rho = 1000$ kg/m³

Phantom section: Left Section

Ambient Temperature: 21.8 Liquid Temperature: 21.2

DASY5 Configuration:

- Probe: EX3DV4 - SN7340; ConvF(8.15, 8.15, 8.15); Calibrated: 12/10/2015;
- Sensor-Surface: 4mm (Mechanical Surface Detection)
- Electronics: DAE4 Sn1454; Calibrated: 12/8/2015
- Phantom: SAM (30deg probe tilt) with CRP v5.0 Right 1857; Type: QD000P40CD; Serial: TP1857
- Measurement SW: DASY52, Version 52.8 (8); SEMCAD X Version 14.6.10 (7331)

1900 Left/Left Head with Tilt on Low Channel in GSM1900/Area Scan (81x91x1):

Interpolated grid: $dx=1.200$ mm, $dy=1.200$ mm

Maximum value of SAR (interpolated) = 0.0973 W/kg

1900 Left/Left Head with Tilt on Low Channel in GSM1900/Zoom Scan (5x5x7)/Cube

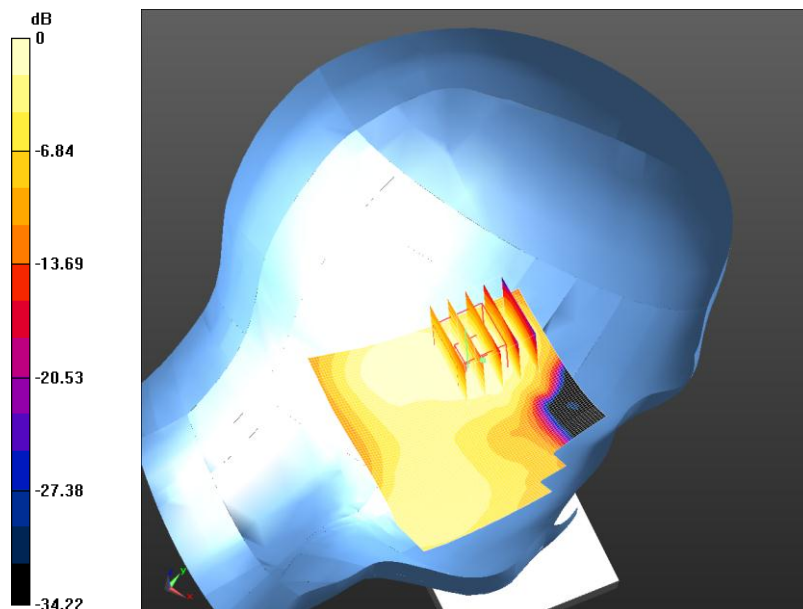
0: Measurement grid: $dx=8$ mm, $dy=8$ mm, $dz=5$ mm

Reference Value = 7.302 V/m; Power Drift = 0.04 dB

Peak SAR (extrapolated) = 0.138 W/kg

SAR(1 g) = 0.087 W/kg; SAR(10 g) = 0.052 W/kg

Maximum value of SAR (measured) = 0.0904 W/kg



0 dB = 0.0904 W/kg = -10.44 dBW/kg

MEAS. 14 Right Head with Cheek on Low Channel in GSM1900

Date/Time: 4/23/2016

Communication System Band: PCS 1900 (1850.0 - 1910.0 MHz); Frequency: 1850.2 MHz; Duty Cycle: 1:8.30042

Medium parameters used: $f = 1850.2$ MHz; $\sigma = 1.42$ S/m; $\epsilon_r = 39.87$; $\rho = 1000$ kg/m³

Phantom section: Right Section

Ambient Temperature: 21.8 Liquid Temperature: 21.2

DASY5 Configuration:

- Probe: EX3DV4 - SN7340; ConvF(8.15, 8.15, 8.15); Calibrated: 12/10/2015;
- Sensor-Surface: 4mm (Mechanical Surface Detection)
- Electronics: DAE4 Sn1454; Calibrated: 12/8/2015
- Phantom: SAM (30deg probe tilt) with CRP v5.0 Right 1857; Type: QD000P40CD; Serial: TP1857
- Measurement SW: DASY52, Version 52.8 (8); SEMCAD X Version 14.6.10 (7331)

1900 Right/Right Head with Cheek on Low Channel in GSM1900/Area Scan (81x91x1): Interpolated grid: dx=1.200 mm, dy=1.200 mm

Maximum value of SAR (interpolated) = 0.139 W/kg

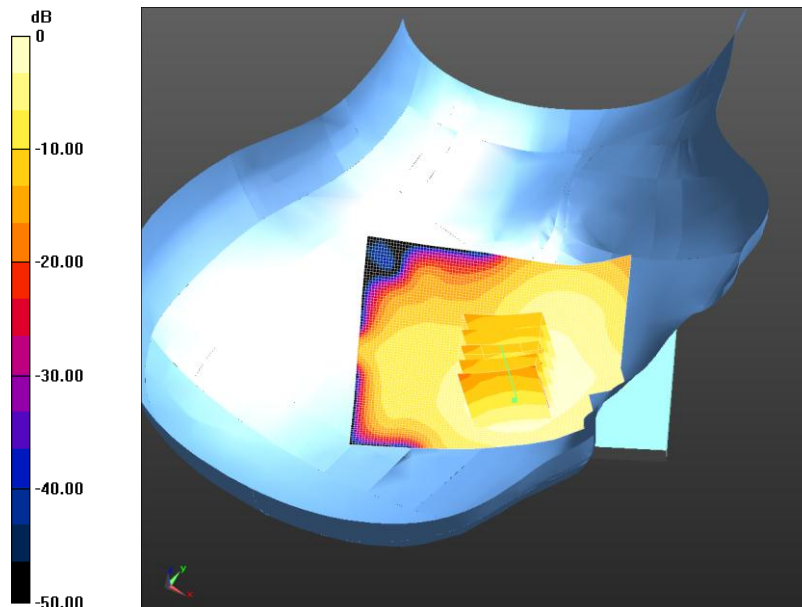
1900 Right/Right Head with Cheek on Low Channel in GSM1900/Zoom Scan (5x5x7)/Cube 0: Measurement grid: dx=8mm, dy=8mm, dz=5mm

Reference Value = 3.571 V/m; Power Drift = 0.16 dB

Peak SAR (extrapolated) = 0.197 W/kg

SAR(1 g) = 0.129 W/kg; SAR(10 g) = 0.080 W/kg

Maximum value of SAR (measured) = 0.139 W/kg



0 dB = 0.139 W/kg = -8.57 dBW/kg

MEAS. 15 Right Head with Tilt on Low Channel in GSM1900

Date/Time: 4/23/2016

Communication System Band: PCS 1900 (1850.0 - 1910.0 MHz); Frequency: 1850.2 MHz; Duty Cycle: 1:8.30042

Medium parameters used: $f = 1850.2$ MHz; $\sigma = 1.42$ S/m; $\epsilon_r = 39.87$; $\rho = 1000$ kg/m³

Phantom section: Right Section

Ambient Temperature: 21.8 Liquid Temperature: 21.2

DASY5 Configuration:

- Probe: EX3DV4 - SN7340; ConvF(8.15, 8.15, 8.15); Calibrated: 12/10/2015;
- Sensor-Surface: 4mm (Mechanical Surface Detection)
- Electronics: DAE4 Sn1454; Calibrated: 12/8/2015
- Phantom: SAM (30deg probe tilt) with CRP v5.0 Right 1857; Type: QD000P40CD; Serial: TP1857
- Measurement SW: DASY52, Version 52.8 (8); SEMCAD X Version 14.6.10 (7331)

1900 Right/Right Head with Tilt on Low Channel in GSM1900/Area Scan (81x91x1):

Interpolated grid: dx=1.200 mm, dy=1.200 mm

Maximum value of SAR (interpolated) = 0.0867 W/kg

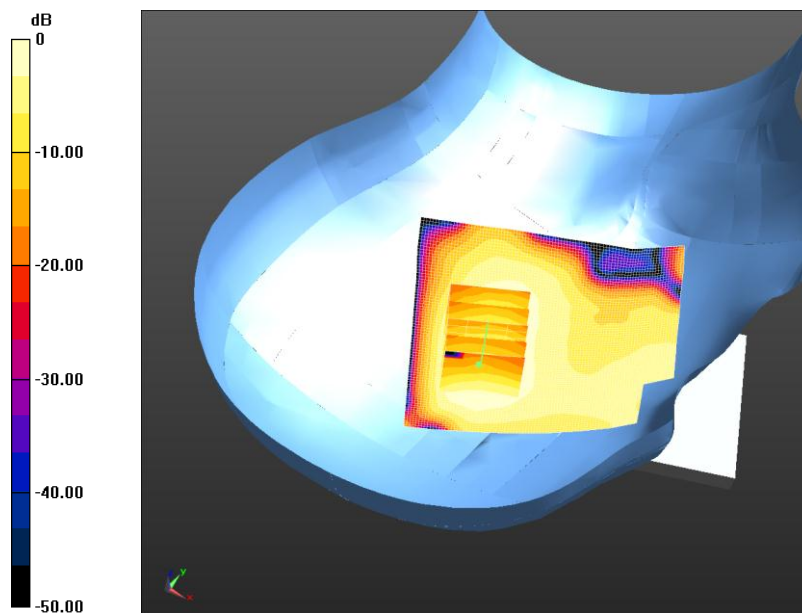
1900 Right/Right Head with Tilt on Low Channel in GSM1900/Zoom Scan (5x5x7)/Cube 0: Measurement grid: dx=8mm, dy=8mm, dz=5mm

Reference Value = 6.293 V/m; Power Drift = 0.13 dB

Peak SAR (extrapolated) = 0.120 W/kg

SAR(1 g) = 0.075 W/kg; SAR(10 g) = 0.043 W/kg

Maximum value of SAR (measured) = 0.0798 W/kg



0 dB = 0.0798 W/kg = -10.98 dBW/kg

MEAS. 16 Body plane with Front side 10mm on Low Channel in

GSM1900 mode

Date/Time: 4/27/2016

Communication System Band: PCS 1900 (1850.0 - 1910.0 MHz); Frequency: 1850.2 MHz; Duty Cycle: 1:8.30042

Medium parameters used: $f = 1850.2$ MHz; $\sigma = 1.53$ S/m; $\epsilon_r = 51.24$; $\rho = 1000$ kg/m³

Phantom section: Flat Section

Ambient Temperature: 22.3 Liquid Temperature: 21.6

DASY5 Configuration:

- Probe: EX3DV4 - SN7340; ConvF(7.51, 7.51, 7.51); Calibrated: 12/10/2015;
- Sensor-Surface: 4mm (Mechanical Surface Detection)
- Electronics: DAE4 Sn1454; Calibrated: 12/8/2015
- Phantom: SAM (30deg probe tilt) with CRP v5.0 Right 1857; Type: QD000P40CD; Serial: TP1857
- Measurement SW: DASY52, Version 52.8 (8); SEMCAD X Version 14.6.10 (7331)

1900 Body/Body plane with Front side 10mm on Low Channel in GSM1900 mode/Area Scan (71x91x1): Interpolated grid: dx=1.200 mm, dy=1.200 mm

Maximum value of SAR (interpolated) = 0.340 W/kg


1900 Body/Body plane with Front side 10mm on Low Channel in GSM1900 mode/Zoom Scan (5x5x7)/Cube 0: Measurement grid: dx=8mm, dy=8mm, dz=5mm

Reference Value = 13.87 V/m; Power Drift = 0.03 dB

Peak SAR (extrapolated) = 0.465 W/kg

SAR(1 g) = 0.314 W/kg; SAR(10 g) = 0.194 W/kg

Maximum value of SAR (measured) = 0.345 W/kg



$$0 \text{ dB} = 0.345 \text{ W/kg} = -4.62 \text{ dBW/kg}$$

MEAS. 17 Body plane with Back side 10mm on Low Channel in

GSM1900 mode

Date/Time: 4/27/2016

Communication System Band: PCS 1900 (1850.0 - 1910.0 MHz); Frequency: 1850.2 MHz; Duty Cycle: 1:8.30042

Medium parameters used: $f = 1850.2$ MHz; $\sigma = 1.53$ S/m; $\epsilon_r = 51.24$; $\rho = 1000$ kg/m³

Phantom section: Flat Section

Ambient Temperature: 22.3 Liquid Temperature: 21.6

DASY5 Configuration:

- Probe: EX3DV4 - SN7340; ConvF(7.51, 7.51, 7.51); Calibrated: 12/10/2015;
- Sensor-Surface: 4mm (Mechanical Surface Detection)
- Electronics: DAE4 Sn1454; Calibrated: 12/8/2015
- Phantom: SAM (30deg probe tilt) with CRP v5.0 Right 1857; Type: QD000P40CD; Serial: TP1857
- Measurement SW: DASY52, Version 52.8 (8); SEMCAD X Version 14.6.10 (7331)

1900 Body/Body plane with Back side 10mm on Low Channel in GSM1900 mode/Area Scan (71x91x1): Interpolated grid: dx=1.200 mm, dy=1.200 mm

Maximum value of SAR (interpolated) = 0.211 W/kg


1900 Body/Body plane with Back side 10mm on Low Channel in GSM1900 mode/Zoom Scan (5x5x7)/Cube 0: Measurement grid: dx=8mm, dy=8mm, dz=5mm

Reference Value = 9.499 V/m; Power Drift = -0.13 dB

Peak SAR (extrapolated) = 0.352 W/kg

SAR(1 g) = 0.188 W/kg; SAR(10 g) = 0.098 W/kg

Maximum value of SAR (measured) = 0.216 W/kg



0 dB = 0.216 W/kg = -6.66 dBW/kg

MEAS. 18 Body plane with Front side 10mm on Low Channel in

GPRS1900 mode

Date/Time: 4/27/2016

Communication System Band: GPRS 1900; Frequency: 1850.2 MHz; Duty Cycle: 1:2.0797

Medium parameters used: $f = 1850.2$ MHz; $\sigma = 1.53$ S/m; $\epsilon_r = 51.24$; $\rho = 1000$ kg/m³

Phantom section: Flat Section

Ambient Temperature: 22.3 Liquid Temperature: 21.6

DASY5 Configuration:

- Probe: EX3DV4 - SN7340; ConvF(7.51, 7.51, 7.51); Calibrated: 12/10/2015;
- Sensor-Surface: 4mm (Mechanical Surface Detection)
- Electronics: DAE4 Sn1454; Calibrated: 12/8/2015
- Phantom: SAM (30deg probe tilt) with CRP v5.0 Right 1857; Type: QD000P40CD; Serial: TP1857
- Measurement SW: DASY52, Version 52.8 (8); SEMCAD X Version 14.6.10 (7331)

1900 Body/Body plane with Front side 10mm on Low Channel in GPRS mode/Area Scan (71x91x1): Interpolated grid: dx=1.200 mm, dy=1.200 mm

Maximum value of SAR (interpolated) = 0.562 W/kg


1900 Body/Body plane with Front side 10mm on Low Channel in GPRS mode/Zoom Scan (5x5x7)/Cube 0: Measurement grid: dx=8mm, dy=8mm, dz=5mm

Reference Value = 12.65 V/m; Power Drift = -0.01 dB

Peak SAR (extrapolated) = 0.759 W/kg

SAR(1 g) = 0.513 W/kg; SAR(10 g) = 0.327 W/kg

Maximum value of SAR (measured) = 0.561 W/kg



0 dB = 0.561 W/kg = -2.51 dBW/kg

MEAS. 19 Body plane with Back side 10mm on Low Channel in

GPRS1900 mode

Date/Time: 4/27/2016

Communication System Band: GPRS 1900; Frequency: 1850.2 MHz; Duty Cycle: 1:2.0797

Medium parameters used: $f = 1850.2$ MHz; $\sigma = 1.53$ S/m; $\epsilon_r = 51.24$; $\rho = 1000$ kg/m³

Phantom section: Flat Section

Ambient Temperature: 22.3 Liquid Temperature: 21.6

DASY5 Configuration:

- Probe: EX3DV4 - SN7340; ConvF(7.51, 7.51, 7.51); Calibrated: 12/10/2015;
- Sensor-Surface: 4mm (Mechanical Surface Detection)
- Electronics: DAE4 Sn1454; Calibrated: 12/8/2015
- Phantom: SAM (30deg probe tilt) with CRP v5.0 Right 1857; Type: QD000P40CD; Serial: TP1857
- Measurement SW: DASY52, Version 52.8 (8); SEMCAD X Version 14.6.10 (7331)

1900 Body/Body plane with Back side 10mm on Low Channel in GPRS mode 2/Area Scan (71x91x1): Interpolated grid: $dx=1.200$ mm, $dy=1.200$ mm

Maximum value of SAR (interpolated) = 0.337 W/kg

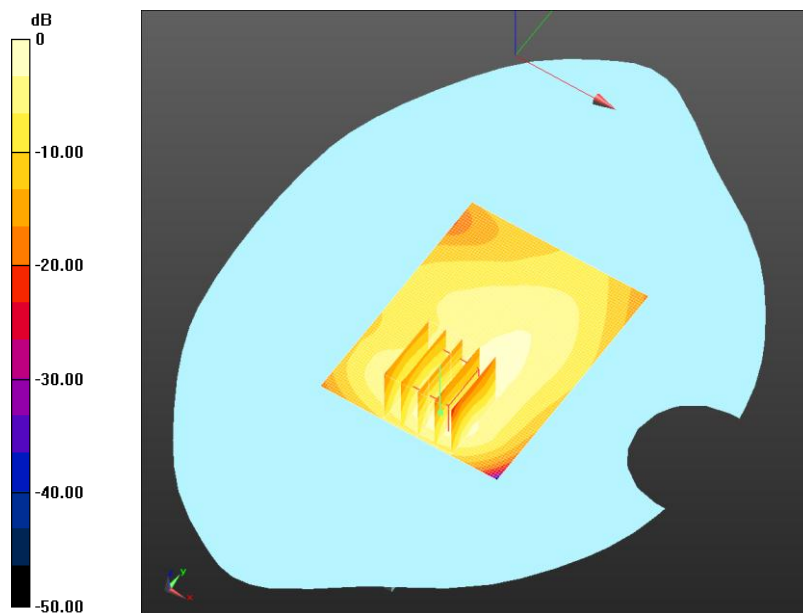
1900 Body/Body plane with Back side 10mm on Low Channel in GPRS mode 2/Zoom Scan (5x5x7)/Cube 0: Measurement grid: $dx=8$ mm, $dy=8$ mm, $dz=5$ mm

Reference Value = 9.347 V/m; Power Drift = -0.01 dB

Peak SAR (extrapolated) = 0.565 W/kg

SAR(1 g) = 0.307 W/kg; SAR(10 g) = 0.161 W/kg

Maximum value of SAR (measured) = 0.350 W/kg



0 dB = 0.337 W/kg = -4.72 dBW/kg

MEAS. 20 Body plane with Left Edge 10mm on Low Channel in

GPRS mode

Date/Time: 4/27/2016

Communication System Band: GPRS 1900; Frequency: 1850.2 MHz; Duty Cycle: 1:2.0797

Medium parameters used: $f = 1850.2$ MHz; $\sigma = 1.53$ S/m; $\epsilon_r = 51.24$; $\rho = 1000$ kg/m³

Phantom section: Flat Section

Ambient Temperature:22.3 Liquid Temperature:21.6

DASY5 Configuration:

- Probe: EX3DV4 - SN7340; ConvF(7.51, 7.51, 7.51); Calibrated: 12/10/2015;
- Sensor-Surface: 4mm (Mechanical Surface Detection)
- Electronics: DAE4 Sn1454; Calibrated: 12/8/2015
- Phantom: SAM (30deg probe tilt) with CRP v5.0 Right 1857; Type: QD000P40CD; Serial: TP1857
- Measurement SW: DASY52, Version 52.8 (8); SEMCAD X Version 14.6.10 (7331)

1900 Body/Body plane with Left Edge 10mm on Low Channel in GPRS mode /Area Scan (71x81x1): Interpolated grid: dx=1.200 mm, dy=1.200 mm

Maximum value of SAR (interpolated) = 0.0291 W/kg


1900 Body/Body plane with Left Edge 10mm on Low Channel in GPRS mode 2/Zoom Scan (5x5x7)/Cube 0: Measurement grid: dx=8mm, dy=8mm, dz=5mm

Reference Value = 0.5820 V/m; Power Drift = 0.12 dB

Peak SAR (extrapolated) = 0.0340 W/kg

SAR(1 g) = 0.021 W/kg; SAR(10 g) = 0.00961 W/kg

Maximum value of SAR (measured) = 0.0249 W/kg



0 dB = 0.0249 W/kg = -16.04 dBW/kg

MEAS. 21 Body plane with Right Edge 10mm on Low Channel in GPRS1900 mode

Date/Time: 4/27/2016

Communication System Band: GPRS 1900; Frequency: 1850.2 MHz; Duty Cycle: 1:2.0797

Medium parameters used: $f = 1850.2$ MHz; $\sigma = 1.53$ S/m; $\epsilon_r = 51.24$; $\rho = 1000$ kg/m³

Phantom section: Flat Section

Ambient Temperature:22.3 Liquid Temperature:21.6

DASY5 Configuration:

- Probe: EX3DV4 - SN7340; ConvF(7.51, 7.51, 7.51); Calibrated: 12/10/2015;
- Sensor-Surface: 4mm (Mechanical Surface Detection)
- Electronics: DAE4 Sn1454; Calibrated: 12/8/2015
- Phantom: SAM (30deg probe tilt) with CRP v5.0 Right 1857; Type: QD000P40CD; Serial: TP1857
- Measurement SW: DASY52, Version 52.8 (8); SEMCAD X Version 14.6.10 (7331)

1900 Body/Body plane with Right Edge 10mm on Low Channel in GPRS mode/Area Scan (71x81x1): Interpolated grid: dx=1.200 mm, dy=1.200 mm

Maximum value of SAR (interpolated) = 0.323 W/kg

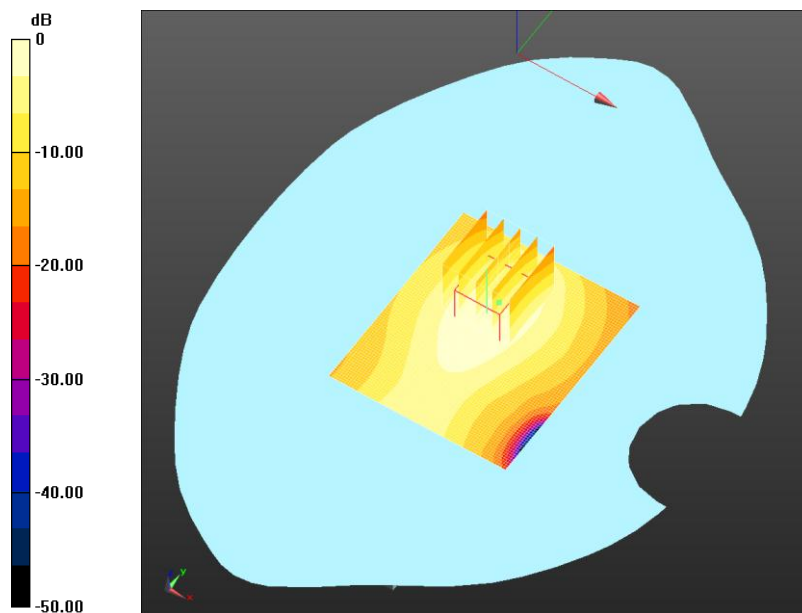
1900 Body/Body plane with Right Edge 10mm on Low Channel in GPRS mode/Zoom Scan (5x5x7)/Cube 0: Measurement grid: dx=8mm, dy=8mm, dz=5mm

Reference Value = 13.04 V/m; Power Drift = 0.17 dB

Peak SAR (extrapolated) = 0.447 W/kg

SAR(1 g) = 0.287 W/kg; SAR(10 g) = 0.176 W/kg

Maximum value of SAR (measured) = 0.310 W/kg



0 dB = 0.323 W/kg = -4.91 dBW/kg

MEAS. 22 Body plane with Bottom Edge 10mm on Low

Channel in GPRS1900 mode

Date/Time: 4/27/2016

Communication System Band: GPRS 1900; Frequency: 1850.2 MHz; Duty Cycle: 1:2.0797

Medium parameters used: $f = 1850.2$ MHz; $\sigma = 1.53$ S/m; $\epsilon_r = 51.24$; $\rho = 1000$ kg/m³

Phantom section: Flat Section

Ambient Temperature: 22.3 Liquid Temperature: 21.6

DASY5 Configuration:

- Probe: EX3DV4 - SN7340; ConvF(7.51, 7.51, 7.51); Calibrated: 12/10/2015;
- Sensor-Surface: 4mm (Mechanical Surface Detection)
- Electronics: DAE4 Sn1454; Calibrated: 12/8/2015
- Phantom: SAM (30deg probe tilt) with CRP v5.0 Right 1857; Type: QD000P40CD; Serial: TP1857
- Measurement SW: DASY52, Version 52.8 (8); SEMCAD X Version 14.6.10 (7331)

1900 Body/Body plane with Bottom Edge 10mm on Low Channel in GPRS mode/Area Scan (71x81x1): Interpolated grid: $dx=1.200$ mm, $dy=1.200$ mm

Maximum value of SAR (interpolated) = 0.474 W/kg

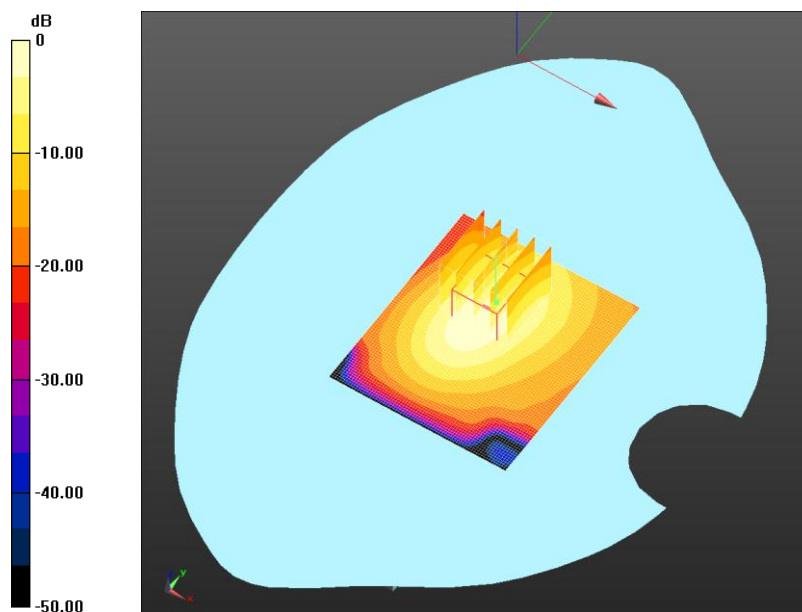
1900 Body/Body plane with Bottom Edge 10mm on Low Channel in GPRS mode/Zoom Scan (5x5x7)/Cube 0: Measurement grid: $dx=8$ mm, $dy=8$ mm, $dz=5$ mm

Reference Value = 14.36 V/m; Power Drift = 0.17 dB

Peak SAR (extrapolated) = 0.694 W/kg

SAR(1 g) = 0.397 W/kg; SAR(10 g) = 0.219 W/kg

Maximum value of SAR (measured) = 0.443 W/kg



0 dB = 0.474 W/kg = -3.24 dBW/kg

MEAS. 23 Left Head with Cheek on Middle Channel in WCDMA

Band2

Date/Time: 4/23/2016

Communication System Band: II; Frequency: 1880 MHz; Duty Cycle: 1:1

Medium parameters used: $f = 1880$ MHz; $\sigma = 1.45$ S/m; $\epsilon_r = 39.74$; $\rho = 1000$ kg/m³

Phantom section: Left Section

Ambient Temperature: 21.8 Liquid Temperature: 21.2

DASY5 Configuration:

- Probe: EX3DV4 - SN7340; ConvF(8.15, 8.15, 8.15); Calibrated: 12/10/2015;
- Sensor-Surface: 4mm (Mechanical Surface Detection)
- Electronics: DAE4 Sn1454; Calibrated: 12/8/2015
- Phantom: SAM (30deg probe tilt) with CRP v5.0 Right 1857; Type: QD000P40CD; Serial: TP1857
- Measurement SW: DASY52, Version 52.8 (8); SEMCAD X Version 14.6.10 (7331)

1900 Left/Left Head with Cheek on Middle Channel in WCDMA Band2/Area Scan (81x81x1): Interpolated grid: dx=1.200 mm, dy=1.200 mm

Maximum value of SAR (interpolated) = 0.502 W/kg

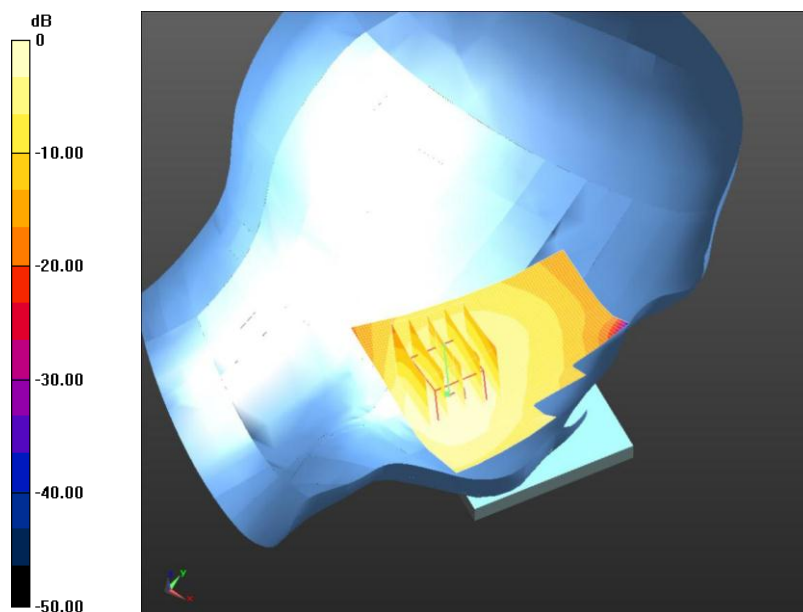
1900 Left/Left Head with Cheek on Middle Channel in WCDMA Band2/Zoom Scan (5x5x7)/Cube 0: Measurement grid: dx=8mm, dy=8mm, dz=5mm

Reference Value = 5.897 V/m; Power Drift = 0.02 dB

Peak SAR (extrapolated) = 0.698 W/kg

SAR(1 g) = 0.451 W/kg; SAR(10 g) = 0.279 W/kg

Maximum value of SAR (measured) = 0.486 W/kg



0 dB = 0.502 W/kg = -2.99 dBW/kg

MEAS. 24 Left Head with Tilt on Middle Channel in WCDMA

Band2

Date/Time: 4/23/2016

Communication System Band: II; Frequency: 1880 MHz; Duty Cycle: 1:1

Medium parameters used: $f = 1880$ MHz; $\sigma = 1.45$ S/m; $\epsilon_r = 39.74$; $\rho = 1000$ kg/m³

Phantom section: Left Section

Ambient Temperature: 21.8 Liquid Temperature: 21.2

DASY5 Configuration:

- Probe: EX3DV4 - SN7340; ConvF(8.15, 8.15, 8.15); Calibrated: 12/10/2015;
- Sensor-Surface: 4mm (Mechanical Surface Detection)
- Electronics: DAE4 Sn1454; Calibrated: 12/8/2015
- Phantom: SAM (30deg probe tilt) with CRP v5.0 Right 1857; Type: QD000P40CD; Serial: TP1857
- Measurement SW: DASY52, Version 52.8 (8); SEMCAD X Version 14.6.10 (7331)

1900 Left/Left Head with Tilt on Middle Channel in WCDMA Band2/Area Scan (81x81x1): Interpolated grid: dx=1.200 mm, dy=1.200 mm

Maximum value of SAR (interpolated) = 0.161 W/kg

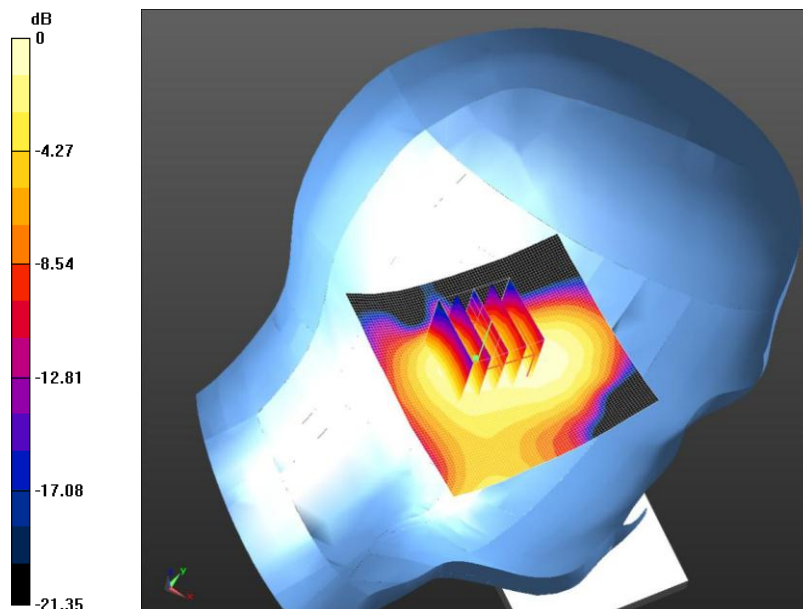
1900 Left/Left Head with Tilt on Middle Channel in WCDMA Band2/Zoom Scan (5x5x7)/Cube 0: Measurement grid: dx=8mm, dy=8mm, dz=5mm

Reference Value = 9.762 V/m; Power Drift = 0.15 dB

Peak SAR (extrapolated) = 0.213 W/kg

SAR(1 g) = 0.136 W/kg; SAR(10 g) = 0.084 W/kg

Maximum value of SAR (measured) = 0.147 W/kg



0 dB = 0.147 W/kg = -8.33 dBW/kg

MEAS. 25 Right Head with Cheek on Low Channel in WCDMA

Band2

Date/Time: 4/23/2016

Communication System Band: II; Frequency: 1880 MHz; Duty Cycle: 1:1

Medium parameters used: $f = 1880$ MHz; $\sigma = 1.45$ S/m; $\epsilon_r = 39.74$; $\rho = 1000$ kg/m³

Phantom section: Right Section

Ambient Temperature:21.8 Liquid Temperature:21.2

DASY5 Configuration:

- Probe: EX3DV4 - SN7340; ConvF(8.15, 8.15, 8.15); Calibrated: 12/10/2015;
- Sensor-Surface: 4mm (Mechanical Surface Detection)
- Electronics: DAE4 Sn1454; Calibrated: 12/8/2015
- Phantom: SAM (30deg probe tilt) with CRP v5.0 Right 1857; Type: QD000P40CD; Serial: TP1857
- Measurement SW: DASY52, Version 52.8 (8); SEMCAD X Version 14.6.10 (7331)

1900 Right/Right Head with Cheek on Low Channel in WCDMA Band2/Area Scan (81x91x1): Interpolated grid: dx=1.200 mm, dy=1.200 mm

Maximum value of SAR (interpolated) = 0.311 W/kg

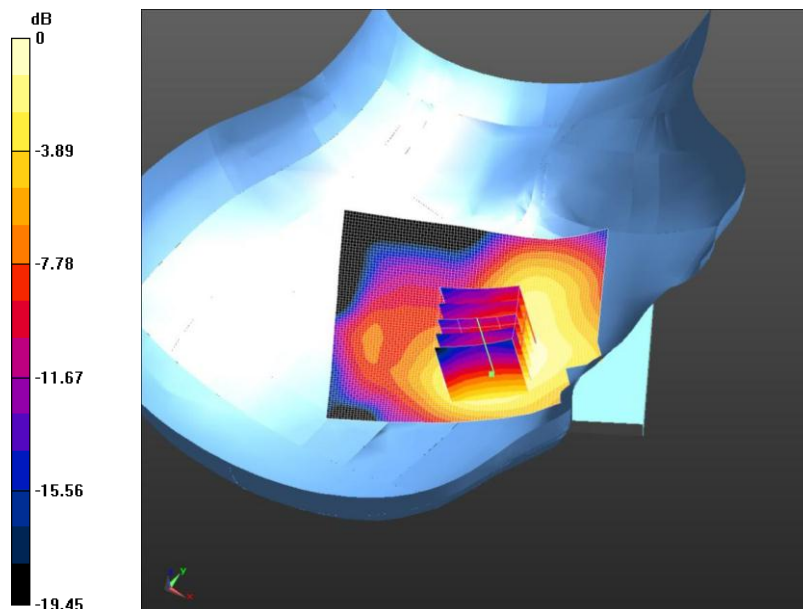
1900 Right/Right Head with Cheek on Low Channel in WCDMA Band2/Zoom Scan (5x5x7)/Cube 0: Measurement grid: dx=8mm, dy=8mm, dz=5mm

Reference Value = 5.385 V/m; Power Drift = -0.17 dB

Peak SAR (extrapolated) = 0.395 W/kg

SAR(1 g) = 0.263 W/kg; SAR(10 g) = 0.166 W/kg

Maximum value of SAR (measured) = 0.283 W/kg



0 dB = 0.283 W/kg = -5.48 dBW/kg

MEAS. 26 Right Head with Tilt on Low Channel in WCDMA

Band2

Date/Time: 4/23/2016

Communication System Band: PCS 1900 (1850.0 - 1910.0 MHz); Frequency: 1850.2 MHz;

Duty Cycle: 1:1

Medium parameters used: $f = 1850.2$ MHz; $\sigma = 1.42$ S/m; $\epsilon_r = 39.87$; $\rho = 1000$ kg/m³

Phantom section: Right Section

Ambient Temperature:21.8 Liquid Temperature:21.2

DASY5 Configuration:

- Probe: EX3DV4 - SN7340; ConvF(8.15, 8.15, 8.15); Calibrated: 12/10/2015;
- Sensor-Surface: 4mm (Mechanical Surface Detection)
- Electronics: DAE4 Sn1454; Calibrated: 12/8/2015
- Phantom: SAM (30deg probe tilt) with CRP v5.0 Right 1857; Type: QD000P40CD; Serial: TP1857
- Measurement SW: DASY52, Version 52.8 (8); SEMCAD X Version 14.6.10 (7331)

1900 Right/Right Head with Tilt on Low Channel in WCDMA Band2/Area Scan (81x91x1): Interpolated grid: dx=1.200 mm, dy=1.200 mm

Maximum value of SAR (interpolated) = 0.189 W/kg

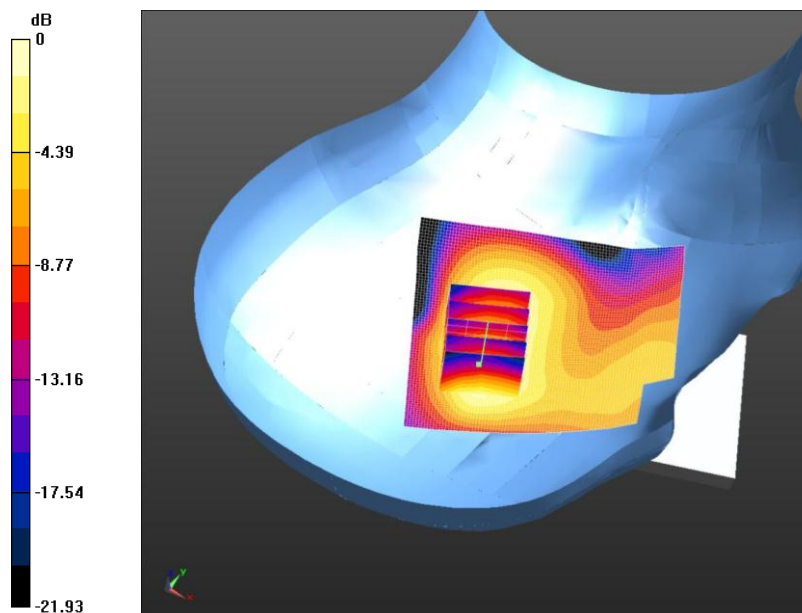
1900 Right/Right Head with Tilt on Low Channel in WCDMA Band2/Zoom Scan (5x5x7)/Cube 0: Measurement grid: dx=8mm, dy=8mm, dz=5mm

Reference Value = 9.150 V/m; Power Drift = 0.20 dB

Peak SAR (extrapolated) = 0.250 W/kg

SAR(1 g) = 0.155 W/kg; SAR(10 g) = 0.092 W/kg

Maximum value of SAR (measured) = 0.166 W/kg



0 dB = 0.166 W/kg = -7.80 dBW/kg

MEAS. 27 Body plane with Front side 10mm on Middle

Channel in WCDMA Band2 mode

Date/Time: 4/27/2016

Communication System Band: II; Frequency: 1880 MHz; Duty Cycle: 1:1

Medium parameters used: $f = 1880$ MHz; $\sigma = 1.57$ S/m; $\epsilon_r = 51.14$; $\rho = 1000$ kg/m³

Phantom section: Flat Section

Ambient Temperature:22.3 Liquid Temperature:21.6

DASY5 Configuration:

- Probe: EX3DV4 - SN7340; ConvF(7.51, 7.51, 7.51); Calibrated: 12/10/2015;
- Sensor-Surface: 4mm (Mechanical Surface Detection)
- Electronics: DAE4 Sn1454; Calibrated: 12/8/2015
- Phantom: SAM (30deg probe tilt) with CRP v5.0 Right 1857; Type: QD000P40CD; Serial: TP1857
- Measurement SW: DASY52, Version 52.8 (8); SEMCAD X Version 14.6.10 (7331)

1900 Body/Body plane with Front side 10mm on Middle Channel in WCDMA Band2 mode/Area Scan (71x91x1): Interpolated grid: dx=1.200 mm, dy=1.200 mm

Maximum value of SAR (interpolated) = 0.645 W/kg


1900 Body/Body plane with Front side 10mm on Middle Channel in WCDMA Band2 mode/Zoom Scan (5x5x7)/Cube 0: Measurement grid: dx=8mm, dy=8mm, dz=5mm

Reference Value = 18.68 V/m; Power Drift = 0.07 dB

Peak SAR (extrapolated) = 0.853 W/kg

SAR(1 g) = 0.569 W/kg; SAR(10 g) = 0.351 W/kg

Maximum value of SAR (measured) = 0.625 W/kg



0 dB = 0.625 W/kg = -2.04 dBW/kg

MEAS. 28 Body plane with Back side 10mm on Middle Channel

in WCDMA Band2 mode

Date/Time: 4/27/2016

Communication System Band: II; Frequency: 1880 MHz; Duty Cycle: 1:1

Medium parameters used: $f = 1880$ MHz; $\sigma = 1.57$ S/m; $\epsilon_r = 51.14$; $\rho = 1000$ kg/m³

Phantom section: Flat Section

Ambient Temperature: 22.3 Liquid Temperature: 21.6

DASY5 Configuration:

- Probe: EX3DV4 - SN7340; ConvF(7.51, 7.51, 7.51); Calibrated: 12/10/2015;
- Sensor-Surface: 4mm (Mechanical Surface Detection)
- Electronics: DAE4 Sn1454; Calibrated: 12/8/2015
- Phantom: SAM (30deg probe tilt) with CRP v5.0 Right 1857; Type: QD000P40CD; Serial: TP1857
- Measurement SW: DASY52, Version 52.8 (8); SEMCAD X Version 14.6.10 (7331)

1900 Body/Body plane with Back side 10mm on Middle Channel in WCDMA Band2 mode/Area Scan (71x91x1): Interpolated grid: dx=1.200 mm, dy=1.200 mm

Maximum value of SAR (interpolated) = 0.336 W/kg


1900 Body/Body plane with Back side 10mm on Middle Channel in WCDMA Band2 mode/Zoom Scan (5x5x7)/Cube 0: Measurement grid: dx=8mm, dy=8mm, dz=5mm

Reference Value = 12.06 V/m; Power Drift = 0.12 dB

Peak SAR (extrapolated) = 0.593 W/kg

SAR(1 g) = 0.315 W/kg; SAR(10 g) = 0.162 W/kg

Maximum value of SAR (measured) = 0.334 W/kg



0 dB = 0.334 W/kg = -4.76 dBW/kg

MEAS. 29 Body plane with Left Edge 10mm on Middle Channel

in WCDMA Band2 mode

Date/Time: 4/27/2016

Communication System Band: II; Frequency: 1880 MHz; Duty Cycle: 1:1

Medium parameters used: $f = 1880$ MHz; $\sigma = 1.57$ S/m; $\epsilon_r = 51.14$; $\rho = 1000$ kg/m³

Phantom section: Flat Section

Ambient Temperature: 22.3 Liquid Temperature: 21.6

DASY5 Configuration:

- Probe: EX3DV4 - SN7340; ConvF(7.51, 7.51, 7.51); Calibrated: 12/10/2015;
- Sensor-Surface: 4mm (Mechanical Surface Detection)
- Electronics: DAE4 Sn1454; Calibrated: 12/8/2015
- Phantom: SAM (30deg probe tilt) with CRP v5.0 Right 1857; Type: QD000P40CD; Serial: TP1857
- Measurement SW: DASY52, Version 52.8 (8); SEMCAD X Version 14.6.10 (7331)

1900 Body/Body plane with Left Edge 10mm on Middle Channel in WCDMA Band2 mode/Area Scan (71x91x1): Interpolated grid: dx=1.200 mm, dy=1.200 mm

Maximum value of SAR (interpolated) = 0.0494 W/kg

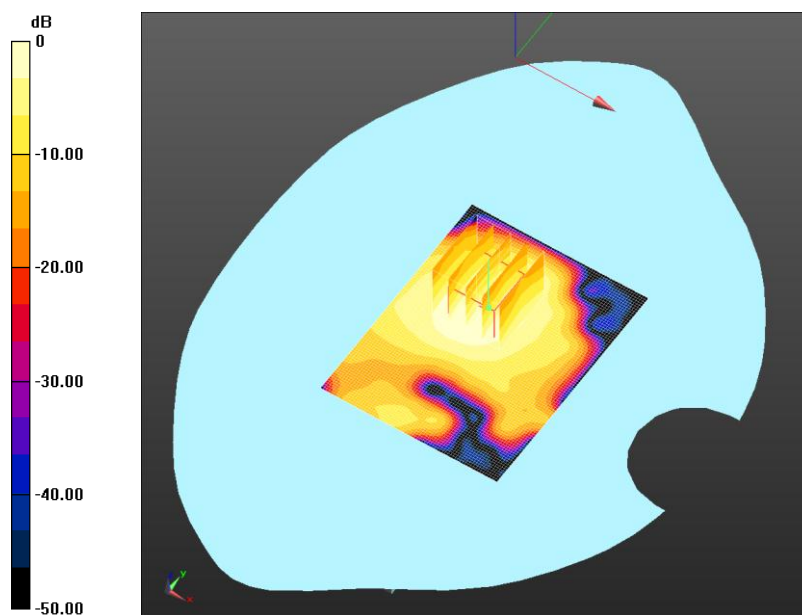
1900 Body/Body plane with Left Edge 10mm on Middle Channel in WCDMA Band2 mode/Zoom Scan (5x5x7)/Cube 0: Measurement grid: dx=8mm, dy=8mm, dz=5mm

Reference Value = 4.242 V/m; Power Drift = 0.14 dB

Peak SAR (extrapolated) = 0.0750 W/kg

SAR(1 g) = 0.046 W/kg; SAR(10 g) = 0.026 W/kg

Maximum value of SAR (measured) = 0.0510 W/kg



0 dB = 0.0494 W/kg = -13.06 dBW/kg

MEAS. 30 Body plane with Right Edge 10mm on Middle

Channel in WCDMA Band2 mode

Date/Time: 4/27/2016

Communication System Band: II; Frequency: 1880 MHz; Duty Cycle: 1:1

Medium parameters used: $f = 1880$ MHz; $\sigma = 1.57$ S/m; $\epsilon_r = 51.14$; $\rho = 1000$ kg/m³

Phantom section: Flat Section

Ambient Temperature: 22.3 Liquid Temperature: 21.6

DASY5 Configuration:

- Probe: EX3DV4 - SN7340; ConvF(7.51, 7.51, 7.51); Calibrated: 12/10/2015;
- Sensor-Surface: 4mm (Mechanical Surface Detection)
- Electronics: DAE4 Sn1454; Calibrated: 12/8/2015
- Phantom: SAM (30deg probe tilt) with CRP v5.0 Right 1857; Type: QD000P40CD; Serial: TP1857
- Measurement SW: DASY52, Version 52.8 (8); SEMCAD X Version 14.6.10 (7331)

1900 Body/Body plane with Right Edge 10mm on Middle Channel in WCDMA Band2 mode/Area Scan (71x91x1): Interpolated grid: dx=1.200 mm, dy=1.200 mm

Maximum value of SAR (interpolated) = 0.362 W/kg

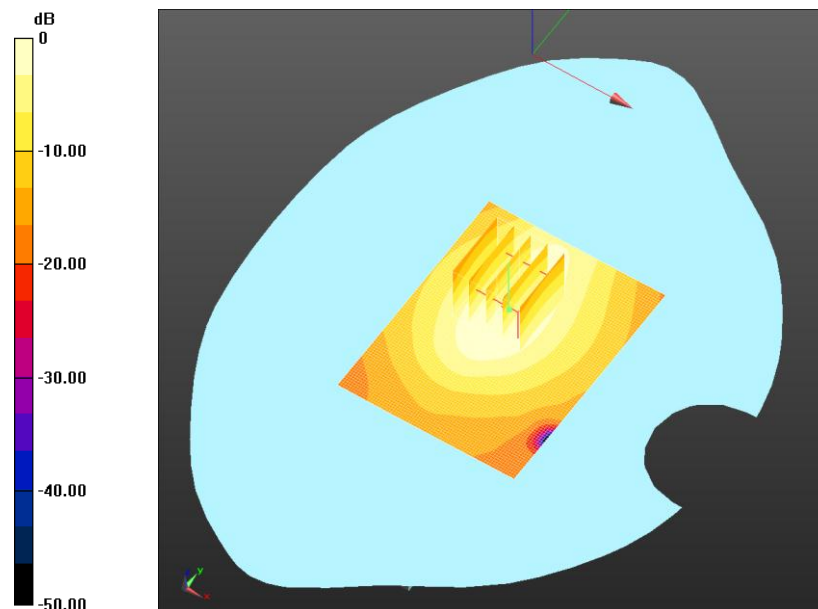
1900 Body/Body plane with Right Edge 10mm on Middle Channel in WCDMA Band2 mode/Zoom Scan (5x5x7)/Cube 0: Measurement grid: dx=8mm, dy=8mm, dz=5mm

Reference Value = 14.26 V/m; Power Drift = 0.05 dB

Peak SAR (extrapolated) = 0.517 W/kg

SAR(1 g) = 0.330 W/kg; SAR(10 g) = 0.200 W/kg

Maximum value of SAR (measured) = 0.358 W/kg



0 dB = 0.362 W/kg = -4.41 dBW/kg

MEAS. 31 Body plane with Bottom Edge 10mm on Middle

Channel in WCDMA Band2 mode

Date/Time: 4/27/2016

Communication System Band: II; Frequency: 1880 MHz; Duty Cycle: 1:1

Medium parameters used: $f = 1880$ MHz; $\sigma = 1.57$ S/m; $\epsilon_r = 51.14$; $\rho = 1000$ kg/m³

Phantom section: Flat Section

Ambient Temperature: 22.3 Liquid Temperature: 21.6

DASY5 Configuration:

- Probe: EX3DV4 - SN7340; ConvF(7.51, 7.51, 7.51); Calibrated: 12/10/2015;
- Sensor-Surface: 4mm (Mechanical Surface Detection)
- Electronics: DAE4 Sn1454; Calibrated: 12/8/2015
- Phantom: SAM (30deg probe tilt) with CRP v5.0 Right 1857; Type: QD000P40CD; Serial: TP1857
- Measurement SW: DASY52, Version 52.8 (8); SEMCAD X Version 14.6.10 (7331)

1900Body/Body plane with Bottom Edge 10mm on Middle Channel in WCDMA Band2 mode/Area Scan (71x91x1): Interpolated grid: dx=1.200 mm, dy=1.200 mm

Maximum value of SAR (interpolated) = 0.465 W/kg

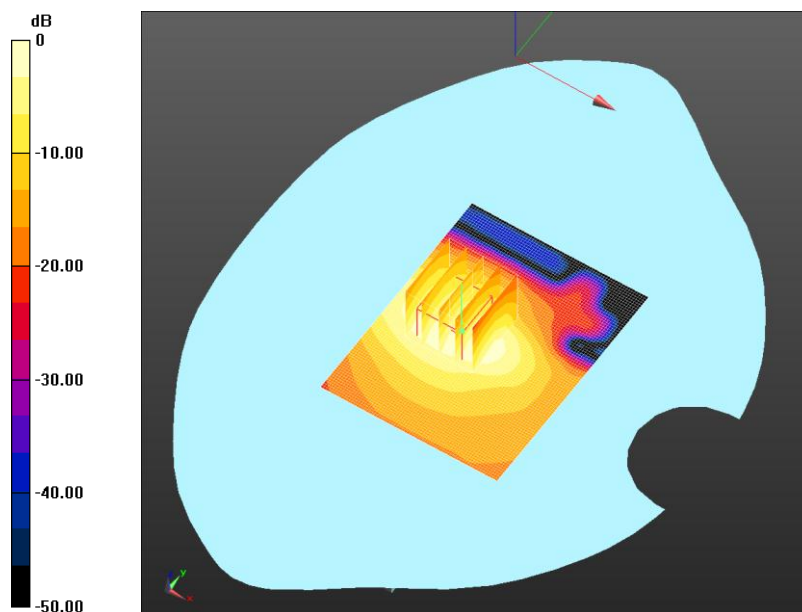
1900Body/Body plane with Bottom Edge 10mm on Middle Channel in WCDMA Band2 mode/Zoom Scan (5x5x7)/Cube 0: Measurement grid: dx=8mm, dy=8mm, dz=5mm

Reference Value = 16.34 V/m; Power Drift = 0.05 dB

Peak SAR (extrapolated) = 0.706 W/kg

SAR(1 g) = 0.402 W/kg; SAR(10 g) = 0.220 W/kg

Maximum value of SAR (measured) = 0.442 W/kg



0 dB = 0.465 W/kg = -3.33 dBW/kg

MEAS. 32 Left Head with Cheek on Middle Channel in WCDMA

Band4

Date/Time: 4/24/2016

Communication System Band: IV; Frequency: 1732.4 MHz; Duty Cycle: 1:1

Medium parameters used: $f = 1732.4$ MHz; $\sigma = 1.37$ S/m; $\epsilon_r = 39.28$; $\rho = 1000$ kg/m³

Phantom section: Left Section

Ambient Temperature: 21.9 Liquid Temperature: 21.4

DASY5 Configuration:

- Probe: EX3DV4 - SN7340; ConvF(8.22, 8.22, 8.22); Calibrated: 12/10/2015;
- Sensor-Surface: 4mm (Mechanical Surface Detection)
- Electronics: DAE4 Sn1454; Calibrated: 12/8/2015
- Phantom: SAM (30deg probe tilt) with CRP v5.0 Right 1857; Type: QD000P40CD; Serial: TP1857
- Measurement SW: DASY52, Version 52.8 (8); SEMCAD X Version 14.6.10 (7331)

1800 Left/Left Head with Cheek on Middle Channel in WCDMA Band4/Area Scan (81x81x1): Interpolated grid: dx=1.200 mm, dy=1.200 mm

Maximum value of SAR (interpolated) = 0.197 W/kg

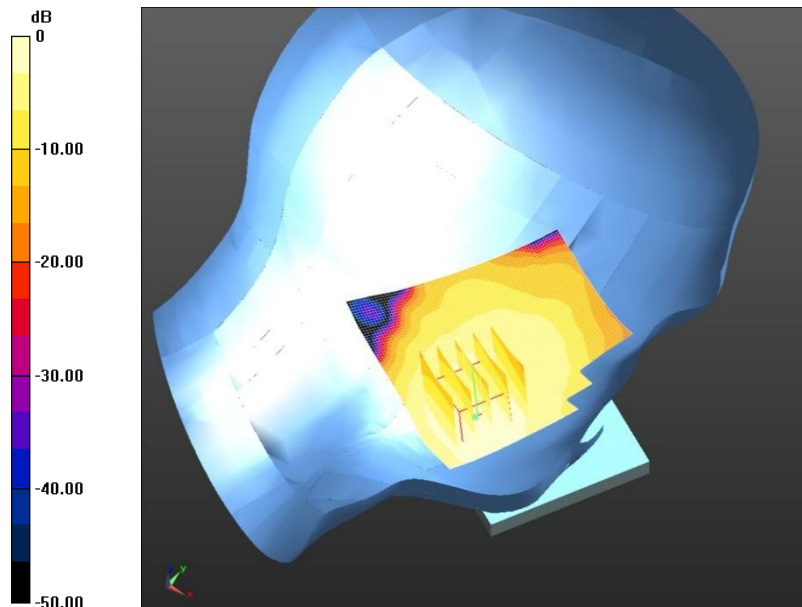
1800 Left/Left Head with Cheek on Middle Channel in WCDMA Band4/Zoom Scan (5x5x7)/Cube 0: Measurement grid: dx=8mm, dy=8mm, dz=5mm

Reference Value = 3.424 V/m; Power Drift = 0.19 dB

Peak SAR (extrapolated) = 0.273 W/kg

SAR(1 g) = 0.180 W/kg; SAR(10 g) = 0.114 W/kg

Maximum value of SAR (measured) = 0.194 W/kg



0 dB = 0.197 W/kg = -7.06 dBW/kg

MEAS. 33 Left Head with Tilt on Middle Channel in WCDMA

Band4

Date/Time: 4/24/2016

Communication System Band: IV; Frequency: 1732.4 MHz; Duty Cycle: 1:1

Medium parameters used: $f = 1732.4$ MHz; $\sigma = 1.37$ S/m; $\epsilon_r = 39.28$; $\rho = 1000$ kg/m³

Phantom section: Left Section

Ambient Temperature: 21.9 Liquid Temperature: 21.4

DASY5 Configuration:

- Probe: EX3DV4 - SN7340; ConvF(8.22, 8.22, 8.22); Calibrated: 12/10/2015;
- Sensor-Surface: 4mm (Mechanical Surface Detection)
- Electronics: DAE4 Sn1454; Calibrated: 12/8/2015
- Phantom: SAM (30deg probe tilt) with CRP v5.0 Right 1857; Type: QD000P40CD; Serial: TP1857
- Measurement SW: DASY52, Version 52.8 (8); SEMCAD X Version 14.6.10 (7331)

1800 Left/Left Head with Tilt on Middle Channel in WCDMA Band4/Area Scan (81x91x1): Interpolated grid: dx=1.200 mm, dy=1.200 mm

Maximum value of SAR (interpolated) = 0.0839 W/kg

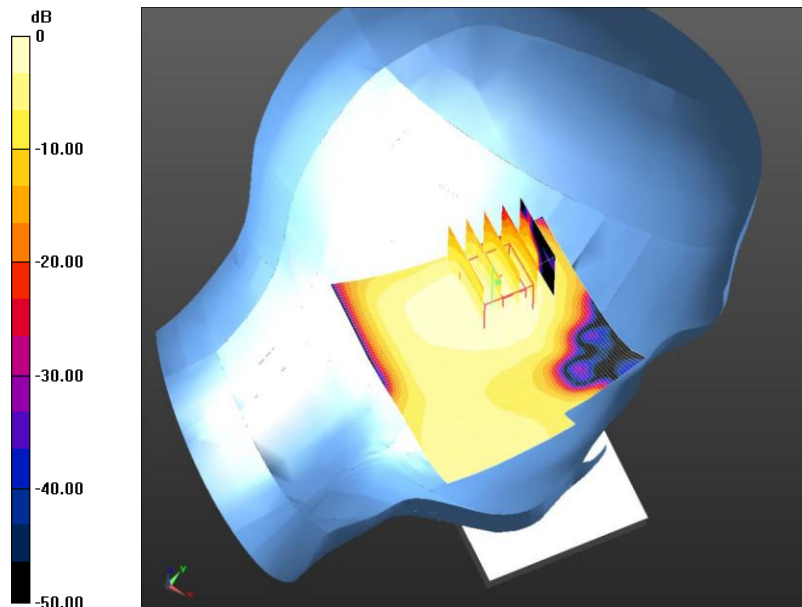
1800 Left/Left Head with Tilt on Middle Channel in WCDMA Band4/Zoom Scan (5x5x7)/Cube 0: Measurement grid: dx=8mm, dy=8mm, dz=5mm

Reference Value = 6.138 V/m; Power Drift = -0.07 dB

Peak SAR (extrapolated) = 0.141 W/kg

SAR(1 g) = 0.079 W/kg; SAR(10 g) = 0.048 W/kg

Maximum value of SAR (measured) = 0.0790 W/kg



0 dB = 0.0839 W/kg = -10.76 dBW/kg

MEAS. 34 Right Head with Cheek on High Channel in WCDMA

Band4 mode

Date/Time: 4/24/2016

Communication System Band: IV; Frequency: 1732.4 MHz; Duty Cycle: 1:1

Medium parameters used: $f = 1732.4$ MHz; $\sigma = 1.37$ S/m; $\epsilon_r = 39.28$; $\rho = 1000$ kg/m³

Phantom section: Right Section

Ambient Temperature: 21.9 Liquid Temperature: 21.4

DASY5 Configuration:

- Probe: EX3DV4 - SN7340; ConvF(8.22, 8.22, 8.22); Calibrated: 12/10/2015;
- Sensor-Surface: 4mm (Mechanical Surface Detection)
- Electronics: DAE4 Sn1454; Calibrated: 12/8/2015
- Phantom: SAM (30deg probe tilt) with CRP v5.0 Right 1857; Type: QD000P40CD; Serial: TP1857
- Measurement SW: DASY52, Version 52.8 (8); SEMCAD X Version 14.6.10 (7331)

1800 Right/Right Head with Cheek on High Channel in WCDMA Band4 mode/Area Scan (81x71x1): Interpolated grid: dx=1.200 mm, dy=1.200 mm

Maximum value of SAR (interpolated) = 0.0858 W/kg

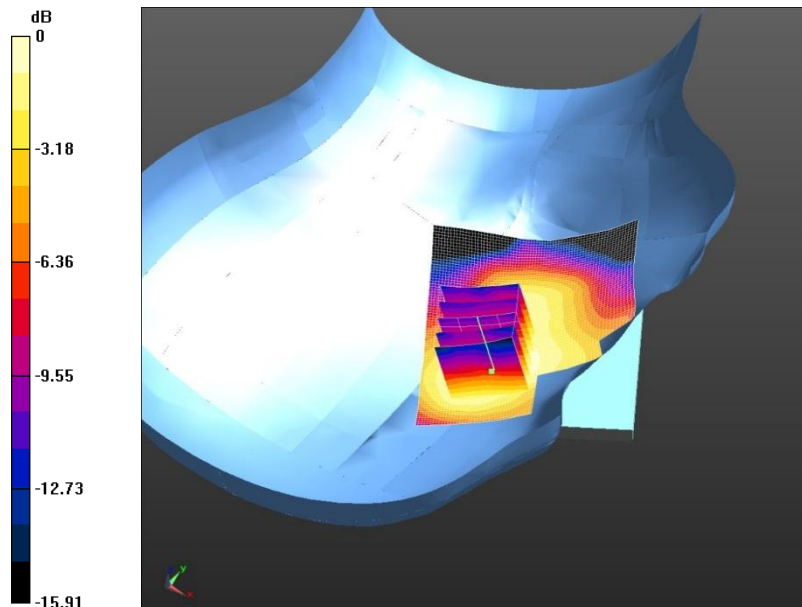
1800 Right/Right Head with Cheek on High Channel in WCDMA Band4 mode/Zoom Scan (5x5x7)/Cube 0: Measurement grid: dx=8mm, dy=8mm, dz=5mm

Reference Value = 2.624 V/m; Power Drift = 0.14 dB

Peak SAR (extrapolated) = 0.120 W/kg

SAR(1 g) = 0.079 W/kg; SAR(10 g) = 0.051 W/kg

Maximum value of SAR (measured) = 0.0847 W/kg



0 dB = 0.0847 W/kg = -10.72 dBW/kg

MEAS. 35 Right Head with Tilt on High Channel in WCDMA

Band4 mode

Date/Time: 4/24/2016

Communication System Band: IV; Frequency: 1732.4 MHz; Duty Cycle: 1:1

Medium parameters used: $f = 1732.4$ MHz; $\sigma = 1.37$ S/m; $\epsilon_r = 39.28$; $\rho = 1000$ kg/m³

Phantom section: Right Section

Ambient Temperature: 21.9 Liquid Temperature: 21.4

DASY5 Configuration:

- Probe: EX3DV4 - SN7340; ConvF(8.22, 8.22, 8.22); Calibrated: 12/10/2015;
- Sensor-Surface: 4mm (Mechanical Surface Detection)
- Electronics: DAE4 Sn1454; Calibrated: 12/8/2015
- Phantom: SAM (30deg probe tilt) with CRP v5.0 Right 1857; Type: QD000P40CD; Serial: TP1857
- Measurement SW: DASY52, Version 52.8 (8); SEMCAD X Version 14.6.10 (7331)

1800 Right/Right Head with Tilt on High Channel in WCDMA Band4 mode/Area Scan (81x81x1): Interpolated grid: dx=1.200 mm, dy=1.200 mm

Maximum value of SAR (interpolated) = 0.0580 W/kg

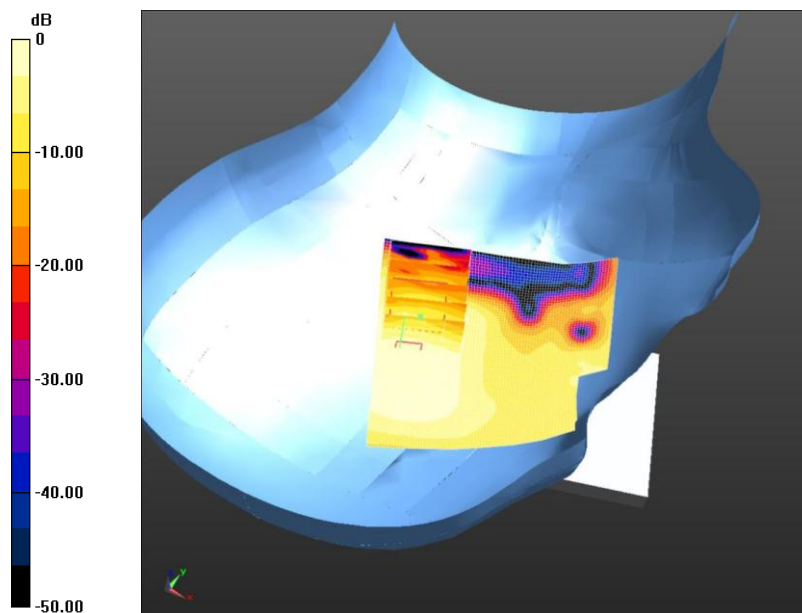
1800 Right/Right Head with Tilt on High Channel in WCDMA Band4 mode/Zoom Scan (5x5x7)/Cube 0: Measurement grid: dx=8mm, dy=8mm, dz=5mm

Reference Value = 5.503 V/m; Power Drift = 0.18 dB

Peak SAR (extrapolated) = 0.0670 W/kg

SAR(1 g) = 0.047 W/kg; SAR(10 g) = 0.028 W/kg

Maximum value of SAR (measured) = 0.0507 W/kg



0 dB = 0.0580 W/kg = -12.37 dBW/kg

MEAS. 36 Body plane with Front side 10mm on Middle

Channel in WCDMA Band4 mode

Date/Time: 4/28/2016

Communication System Band: IV; Frequency: 1732.4 MHz; Duty Cycle: 1:1

Medium parameters used (interpolated): $f = 1732.4$ MHz; $\sigma = 1.459$ S/m; $\epsilon_r = 53.239$; $\rho = 1000$ kg/m³

Phantom section: Flat Section

Ambient Temperature: 22.0 Liquid Temperature: 21.5

DASY5 Configuration:

- Probe: EX3DV4 - SN7340; ConvF(7.87, 7.87, 7.87); Calibrated: 12/10/2015;
- Sensor-Surface: 4mm (Mechanical Surface Detection)
- Electronics: DAE4 Sn1454; Calibrated: 12/8/2015
- Phantom: SAM (30deg probe tilt) with CRP v5.0 Right 1857; Type: QD000P40CD; Serial: TP1857
- Measurement SW: DASY52, Version 52.8 (8); SEMCAD X Version 14.6.10 (7331)

1700Body/Body plane with Front side 10mm on Middle Channel in WCDMA Band4 mode/Area Scan (71x91x1): Interpolated grid: dx=1.200 mm, dy=1.200 mm

Maximum value of SAR (interpolated) = 0.443 W/kg


1700Body/Body plane with Front side 10mm on Middle Channel in WCDMA Band4 mode/Zoom Scan (5x5x7)/Cube 0: Measurement grid: dx=8mm, dy=8mm, dz=5mm

Reference Value = 17.22 V/m; Power Drift = 0.04 dB

Peak SAR (extrapolated) = 0.643 W/kg

SAR(1 g) = 0.410 W/kg; SAR(10 g) = 0.255 W/kg

Maximum value of SAR (measured) = 0.445 W/kg



0 dB = 0.445 W/kg = -3.52 dBW/kg

MEAS. 37 Body plane with Back side 10mm on Middle Channel in WCDMA Band4 mode 2

Date/Time: 4/28/2016

Communication System Band: IV; Frequency: 1732.4 MHz; Duty Cycle: 1:1

Medium parameters used (interpolated): $f = 1732.4$ MHz; $\sigma = 1.459$ S/m; $\epsilon_r = 53.239$; $\rho = 1000$ kg/m³

Phantom section: Flat Section

Ambient Temperature: 22.0 Liquid Temperature: 21.5

DASY5 Configuration:

- Probe: EX3DV4 - SN7340; ConvF(7.87, 7.87, 7.87); Calibrated: 12/10/2015;
- Sensor-Surface: 4mm (Mechanical Surface Detection)
- Electronics: DAE4 Sn1454; Calibrated: 12/8/2015
- Phantom: SAM (30deg probe tilt) with CRP v5.0 Right 1857; Type: QD000P40CD; Serial: TP1857
- Measurement SW: DASY52, Version 52.8 (8); SEMCAD X Version 14.6.10 (7331)

1700Body/Body plane with Back side 10mm on Middle Channel in WCDMA Band4 mode 2/Area Scan (71x91x1): Interpolated grid: $dx=1.200$ mm, $dy=1.200$ mm

Maximum value of SAR (interpolated) = 0.184 W/kg


1700Body/Body plane with Back side 10mm on Middle Channel in WCDMA Band4 mode 2/Zoom Scan (5x5x7)/Cube 0: Measurement grid: $dx=8$ mm, $dy=8$ mm, $dz=5$ mm

Reference Value = 8.215 V/m; Power Drift = -0.00 dB

Peak SAR (extrapolated) = 0.311 W/kg

SAR(1 g) = 0.172 W/kg; SAR(10 g) = 0.091 W/kg

Maximum value of SAR (measured) = 0.197 W/kg



0 dB = 0.184 W/kg = -7.35 dBW/kg

MEAS. 38 Body plane with Left Edge 10mm on Middle Channel in WCDMA Band4 mode

Date/Time: 4/28/2016

Communication System Band: IV; Frequency: 1732.4 MHz; Duty Cycle: 1:1

Medium parameters used (interpolated): $f = 1732.4$ MHz; $\sigma = 1.459$ S/m; $\epsilon_r = 53.239$; $\rho = 1000$ kg/m³

Phantom section: Flat Section

Ambient Temperature: 22.0 Liquid Temperature: 21.5

DASY5 Configuration:

- Probe: EX3DV4 - SN7340; ConvF(7.87, 7.87, 7.87); Calibrated: 12/10/2015;
- Sensor-Surface: 4mm (Mechanical Surface Detection)
- Electronics: DAE4 Sn1454; Calibrated: 12/8/2015
- Phantom: SAM (30deg probe tilt) with CRP v5.0 Right 1857; Type: QD000P40CD; Serial: TP1857
- Measurement SW: DASY52, Version 52.8 (8); SEMCAD X Version 14.6.10 (7331)

1700Body/Body plane with Left Edge 10mm on Middle Channel in WCDMA Band4 mode/Area Scan (71x91x1): Interpolated grid: dx=1.200 mm, dy=1.200 mm

Maximum value of SAR (interpolated) = 0.0142 W/kg


1700Body/Body plane with Left Edge 10mm on Middle Channel in WCDMA Band4 mode/Zoom Scan (5x5x7)/Cube 0: Measurement grid: dx=8mm, dy=8mm, dz=5mm

Reference Value = 2.066 V/m; Power Drift = 0.08 dB

Peak SAR (extrapolated) = 0.0210 W/kg

SAR(1 g) = 0.012 W/kg; SAR(10 g) = 0.00652 W/kg

Maximum value of SAR (measured) = 0.0136 W/kg



0 dB = 0.0136 W/kg = -18.66 dBW/kg

MEAS. 39 Body plane with Right Edge 10mm on Middle

Channel in WCDMA Band4 mode

Date/Time: 4/28/2016

Communication System Band: IV; Frequency: 1732.4 MHz; Duty Cycle: 1:1

Medium parameters used (interpolated): $f = 1732.4$ MHz; $\sigma = 1.459$ S/m; $\epsilon_r = 53.239$; $\rho = 1000$ kg/m³

Phantom section: Flat Section

Ambient Temperature: 22.0 Liquid Temperature: 21.5

DASY5 Configuration:

- Probe: EX3DV4 - SN7340; ConvF(7.87, 7.87, 7.87); Calibrated: 12/10/2015;
- Sensor-Surface: 4mm (Mechanical Surface Detection)
- Electronics: DAE4 Sn1454; Calibrated: 12/8/2015
- Phantom: SAM (30deg probe tilt) with CRP v5.0 Right 1857; Type: QD000P40CD; Serial: TP1857
- Measurement SW: DASY52, Version 52.8 (8); SEMCAD X Version 14.6.10 (7331)

1700Body/Body plane with Right Edge 10mm on Middle Channel in WCDMA Band4 mode/Area Scan (71x91x1): Interpolated grid: dx=1.200 mm, dy=1.200 mm

Maximum value of SAR (interpolated) = 0.359 W/kg


1700Body/Body plane with Right Edge 10mm on Middle Channel in WCDMA Band4 mode/Zoom Scan (5x5x7)/Cube 0: Measurement grid: dx=8mm, dy=8mm, dz=5mm

Reference Value = 13.98 V/m; Power Drift = -0.10 dB

Peak SAR (extrapolated) = 0.170 W/kg

SAR(1 g) = 0.110 W/kg; SAR(10 g) = 0.063 W/kg

Maximum value of SAR (measured) = 0.116 W/kg



0 dB = 0.116 W/kg = -9.36 dBW/kg

MEAS. 40 Body plane with Bottom Edge 10mm on Middle

Channel in WCDMA Band4 mode

Date/Time: 4/28/2016

Communication System Band: IV; Frequency: 1732.4 MHz; Duty Cycle: 1:1

Medium parameters used (interpolated): $f = 1732.4$ MHz; $\sigma = 1.459$ S/m; $\epsilon_r = 53.239$; $\rho = 1000$ kg/m³

Phantom section: Flat Section

Ambient Temperature: 22.0 Liquid Temperature: 21.5

DASY5 Configuration:

- Probe: EX3DV4 - SN7340; ConvF(7.87, 7.87, 7.87); Calibrated: 12/10/2015;
- Sensor-Surface: 4mm (Mechanical Surface Detection)
- Electronics: DAE4 Sn1454; Calibrated: 12/8/2015
- Phantom: SAM (30deg probe tilt) with CRP v5.0 Right 1857; Type: QD000P40CD; Serial: TP1857
- Measurement SW: DASY52, Version 52.8 (8); SEMCAD X Version 14.6.10 (7331)

1700Body/Body plane with Bottom Edge 10mm on Middle Channel in WCDMA Band4 mode/Area Scan (71x91x1): Interpolated grid: dx=1.200 mm, dy=1.200 mm

Maximum value of SAR (interpolated) = 0.246 W/kg


1700Body/Body plane with Bottom Edge 10mm on Middle Channel in WCDMA Band4 mode/Zoom Scan (5x5x7)/Cube 0: Measurement grid: dx=8mm, dy=8mm, dz=5mm

Reference Value = 10.91 V/m; Power Drift = 0.10 dB

Peak SAR (extrapolated) = 0.360 W/kg

SAR(1 g) = 0.209 W/kg; SAR(10 g) = 0.116 W/kg

Maximum value of SAR (measured) = 0.229 W/kg



0 dB = 0.229 W/kg = -6.40 dBW/kg

MEAS. 41 Left Head with Cheek on Low Channel in WCDMA

Band5

Date/Time: 4/22/2016

Communication System Band: V; Frequency: 826.4 MHz; Duty Cycle: 1:1

Medium parameters used (interpolated): $f = 826.4$ MHz; $\sigma = 0.882$ S/m; $\epsilon_r = 41.602$; $\rho = 1000$ kg/m³

Phantom section: Left Section

Ambient Temperature: 22.1 Liquid Temperature: 21.5

DASY5 Configuration:

- Probe: EX3DV4 - SN7340; ConvF(9.56, 9.56, 9.56); Calibrated: 12/10/2015;
- Sensor-Surface: 4mm (Mechanical Surface Detection)
- Electronics: DAE4 Sn1454; Calibrated: 12/8/2015
- Phantom: SAM (30deg probe tilt) with CRP v5.0 on left 1859; Type: QD000P40CD; Serial: TP:1859
- Measurement SW: DASY52, Version 52.8 (8); SEMCAD X Version 14.6.10 (7331)

850 Left/Left Head with Cheek on Low Channel in WCDMA Band5/Area Scan (71x81x1): Interpolated grid: dx=1.200 mm, dy=1.200 mm

Maximum value of SAR (interpolated) = 0.122 W/kg

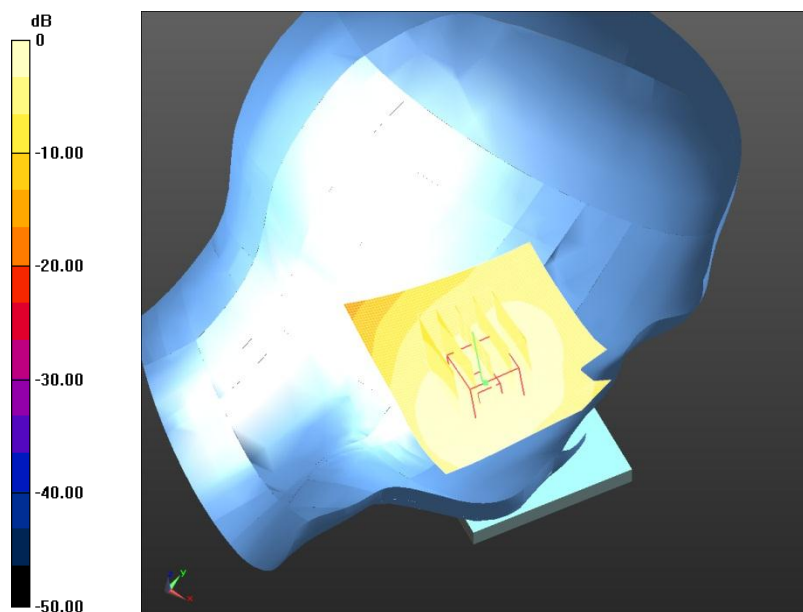
850 Left/Left Head with Cheek on Low Channel in WCDMA Band5/Zoom Scan (5x5x7)/Cube 0: Measurement grid: dx=8mm, dy=8mm, dz=5mm

Reference Value = 3.780 V/m; Power Drift = 0.16 dB

Peak SAR (extrapolated) = 0.140 W/kg

SAR(1 g) = 0.114 W/kg; SAR(10 g) = 0.087 W/kg

Maximum value of SAR (measured) = 0.119 W/kg



0 dB = 0.122 W/kg = -9.14 dBW/kg

MEAS. 42 Left Head with Tilt on Low Channel in WCDMA

Band5

Date/Time: 4/22/2016

Communication System Band: V; Frequency: 826.4 MHz; Duty Cycle: 1:1

Medium parameters used (interpolated): $f = 826.4$ MHz; $\sigma = 0.882$ S/m; $\epsilon_r = 41.602$; $\rho = 1000$ kg/m³

Phantom section: Left Section

Ambient Temperature: 22.1 Liquid Temperature: 21.5

DASY5 Configuration:

- Probe: EX3DV4 - SN7340; ConvF(9.56, 9.56, 9.56); Calibrated: 12/10/2015;
- Sensor-Surface: 4mm (Mechanical Surface Detection)
- Electronics: DAE4 Sn1454; Calibrated: 12/8/2015
- Phantom: SAM (30deg probe tilt) with CRP v5.0 on left 1859; Type: QD000P40CD; Serial: TP:1859
- Measurement SW: DASY52, Version 52.8 (8); SEMCAD X Version 14.6.10 (7331)

850 Left/Left Head with Tilt on Low Channel in WCDMA Band5/Area Scan (81x91x1):

Interpolated grid: dx=1.200 mm, dy=1.200 mm

Maximum value of SAR (interpolated) = 0.0949 W/kg

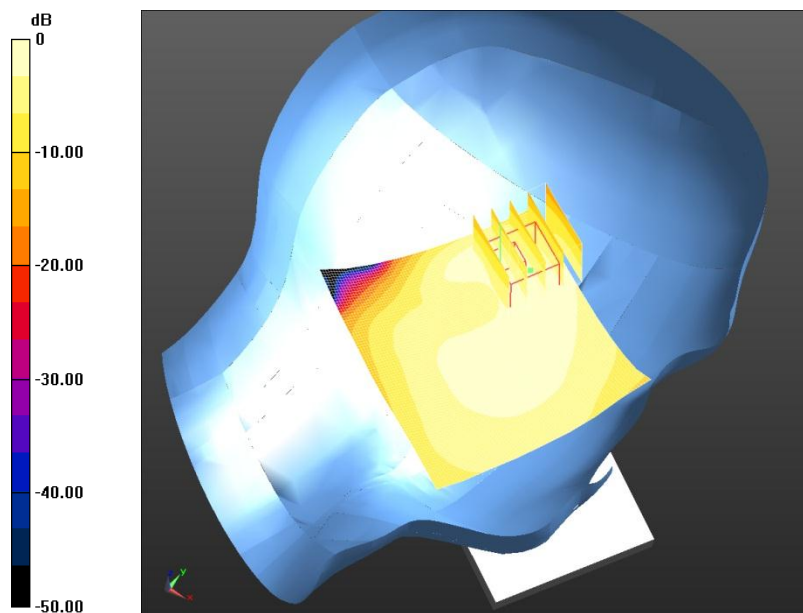
850 Left/Left Head with Tilt on Low Channel in WCDMA Band5/Zoom Scan (5x5x7)/Cube 0: Measurement grid: dx=8mm, dy=8mm, dz=5mm

Reference Value = 5.149 V/m; Power Drift = 0.13 dB

Peak SAR (extrapolated) = 0.161 W/kg

SAR(1 g) = 0.086 W/kg; SAR(10 g) = 0.051 W/kg

Maximum value of SAR (measured) = 0.0975 W/kg



0 dB = 0.0949 W/kg = -10.23 dBW/kg

MEAS. 43 Right Head with Cheek on Low Channel in WCDMA

Band5 mode

Date/Time: 4/22/2016

Communication System Band: V; Frequency: 826.4 MHz; Duty Cycle: 1:1

Medium parameters used (interpolated): $f = 826.4$ MHz; $\sigma = 0.882$ S/m; $\epsilon_r = 41.602$; $\rho = 1000$ kg/m³

Phantom section: Right Section

Ambient Temperature: 22.1 Liquid Temperature: 21.5

DASY5 Configuration:

- Probe: EX3DV4 - SN7340; ConvF(9.56, 9.56, 9.56); Calibrated: 12/10/2015;
- Sensor-Surface: 4mm (Mechanical Surface Detection)
- Electronics: DAE4 Sn1454; Calibrated: 12/8/2015
- Phantom: SAM (30deg probe tilt) with CRP v5.0 on left 1859; Type: QD000P40CD; Serial: TP:1859
- Measurement SW: DASY52, Version 52.8 (8); SEMCAD X Version 14.6.10 (7331)

850 Right/Right Head with Cheek on Low Channel in WCDMA Band5 mode/Area Scan (81x71x1): Interpolated grid: dx=1.200 mm, dy=1.200 mm.

Maximum value of SAR (interpolated) = 0.136 W/kg

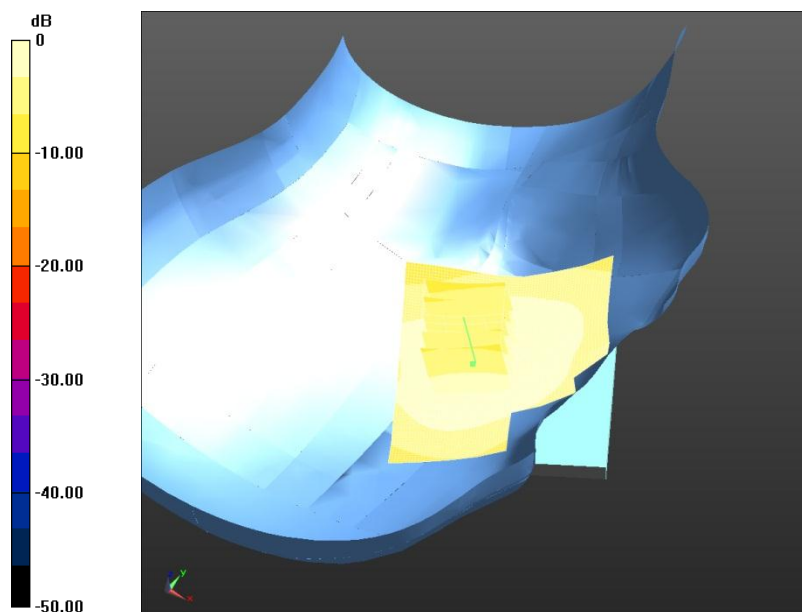
850 Right/Right Head with Cheek on Low Channel in WCDMA Band5 mode/Zoom Scan (5x5x7)/Cube 0: Measurement grid: dx=8mm, dy=8mm, dz=5mm

Reference Value = 6.117 V/m; Power Drift = -0.18 dB

Peak SAR (extrapolated) = 0.165 W/kg

SAR(1 g) = 0.129 W/kg; SAR(10 g) = 0.099 W/kg

Maximum value of SAR (measured) = 0.136 W/kg



0 dB = 0.136 W/kg = -8.66 dBW/kg

MEAS. 44 Right Head with Tilt on Low Channel in WCDMA

Band5 mode

Date/Time: 4/22/2016

Communication System Band: V; Frequency: 826.4 MHz; Duty Cycle: 1:1

Medium parameters used (interpolated): $f = 826.4$ MHz; $\sigma = 0.882$ S/m; $\epsilon_r = 41.602$; $\rho = 1000$ kg/m³

Phantom section: Right Section

Ambient Temperature: 22.1 Liquid Temperature: 21.5

DASY5 Configuration:

- Probe: EX3DV4 - SN7340; ConvF(9.56, 9.56, 9.56); Calibrated: 12/10/2015;
- Sensor-Surface: 4mm (Mechanical Surface Detection)
- Electronics: DAE4 Sn1454; Calibrated: 12/8/2015
- Phantom: SAM (30deg probe tilt) with CRP v5.0 on left 1859; Type: QD000P40CD; Serial: TP:1859
- Measurement SW: DASY52, Version 52.8 (8); SEMCAD X Version 14.6.10 (7331)

850 Right/Right Head with Tilt on Low Channel in WCDMA Band5 mode/Area Scan (81x81x1): Interpolated grid: dx=1.200 mm, dy=1.200 mm

Maximum value of SAR (interpolated) = 0.0775 W/kg

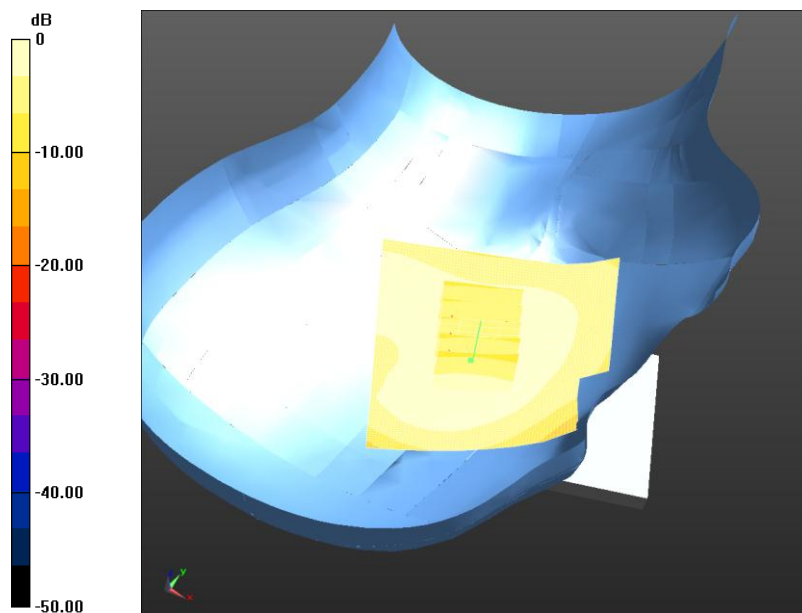
850 Right/Right Head with Tilt on Low Channel in WCDMA Band5 mode/Zoom Scan (5x5x7)/Cube 0: Measurement grid: dx=8mm, dy=8mm, dz=5mm

Reference Value = 5.847 V/m; Power Drift = 0.06 dB

Peak SAR (extrapolated) = 0.0960 W/kg

SAR(1 g) = 0.074 W/kg; SAR(10 g) = 0.057 W/kg

Maximum value of SAR (measured) = 0.0765 W/kg



0 dB = 0.0775 W/kg = -11.11 dBW/kg

MEAS. 45 Body plane with Front side 10mm on Low Channel in

WCDMA Band850 mode

Date/Time: 4/25/2016

Communication System Band: V; Frequency: 826.4 MHz; Duty Cycle: 1:1

Medium parameters used (interpolated): $f = 826.4$ MHz; $\sigma = 0.952$ S/m; $\epsilon_r = 55.941$; $\rho = 1000$ kg/m³

Phantom section: Flat Section

Ambient Temperature: 21.8 Liquid Temperature: 21.1

DASY5 Configuration:

- Probe: EX3DV4 - SN7340; ConvF(9.83, 9.83, 9.83); Calibrated: 12/10/2015;
- Sensor-Surface: 4mm (Mechanical Surface Detection)
- Electronics: DAE4 Sn1454; Calibrated: 12/8/2015
- Phantom: SAM (30deg probe tilt) with CRP v5.0 Right 1857; Type: QD000P40CD; Serial: TP1857
- Measurement SW: DASY52, Version 52.8 (8); SEMCAD X Version 14.6.10 (7331)

850 Body/Body plane with Front side 10mm on Low Channel in WCDMA Band850 mode/Area Scan (71x71x1): Interpolated grid: dx=1.200 mm, dy=1.200 mm

Maximum value of SAR (interpolated) = 0.141 W/kg

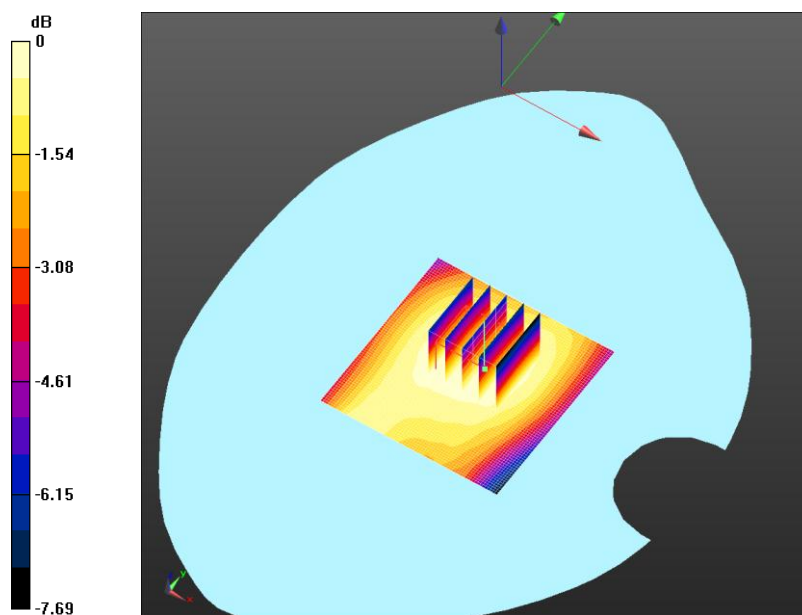
850 Body/Body plane with Front side 10mm on Low Channel in WCDMA Band850 mode/Zoom Scan (5x5x7)/Cube 0: Measurement grid: dx=8mm, dy=8mm, dz=5mm

Reference Value = 12.13 V/m; Power Drift = 0.07 dB

Peak SAR (extrapolated) = 0.168 W/kg

SAR(1 g) = 0.136 W/kg; SAR(10 g) = 0.106 W/kg

Maximum value of SAR (measured) = 0.142 W/kg



0 dB = 0.142 W/kg = -8.48 dBW/kg

MEAS. 46 Body plane with Back side 10mm on Low Channel in

WCDMA Band850 mode

Date/Time: 4/25/2016

Communication System Band: V; Frequency: 826.4 MHz; Duty Cycle: 1:1

Medium parameters used (interpolated): $f = 826.4$ MHz; $\sigma = 0.952$ S/m; $\epsilon_r = 55.941$; $\rho = 1000$ kg/m³

Phantom section: Flat Section

Ambient Temperature: 21.8 Liquid Temperature: 21.1

DASY5 Configuration:

- Probe: EX3DV4 - SN7340; ConvF(9.83, 9.83, 9.83); Calibrated: 12/10/2015;
- Sensor-Surface: 4mm (Mechanical Surface Detection)
- Electronics: DAE4 Sn1454; Calibrated: 12/8/2015
- Phantom: SAM (30deg probe tilt) with CRP v5.0 Right 1857; Type: QD000P40CD; Serial: TP1857
- Measurement SW: DASY52, Version 52.8 (8); SEMCAD X Version 14.6.10 (7331)

850 Body/Body plane with Back side 10mm on Low Channel in WCDMA Band850 mode/Area Scan (71x71x1): Interpolated grid: dx=1.200 mm, dy=1.200 mm

Maximum value of SAR (interpolated) = 0.192 W/kg

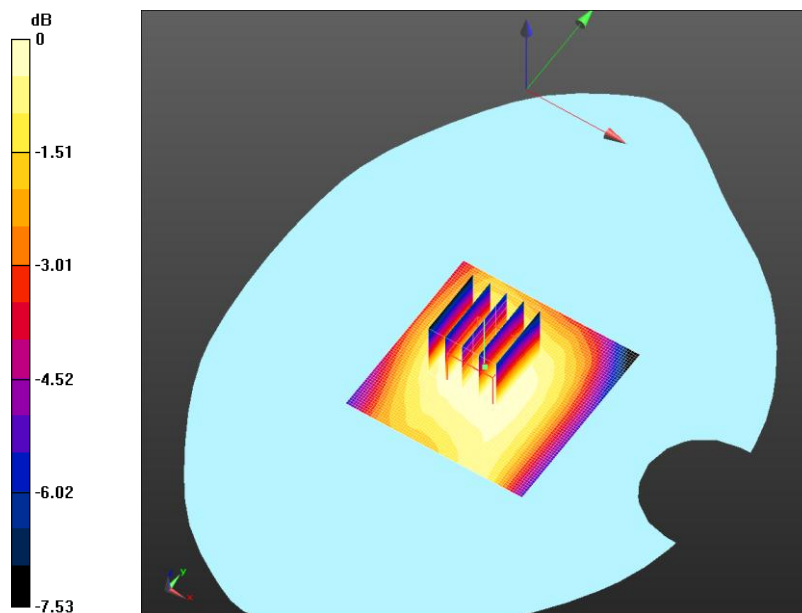
850 Body/Body plane with Back side 10mm on Low Channel in WCDMA Band850 mode/Zoom Scan (5x5x7)/Cube 0: Measurement grid: dx=8mm, dy=8mm, dz=5mm

Reference Value = 14.24 V/m; Power Drift = 0.02 dB

Peak SAR (extrapolated) = 0.225 W/kg

SAR(1 g) = 0.185 W/kg; SAR(10 g) = 0.146 W/kg

Maximum value of SAR (measured) = 0.192 W/kg



0 dB = 0.192 W/kg = -7.17 dBW/kg

MEAS. 47 Body plane with Left Edge 10mm on Low Channel in

WCDMA Band850 mode

Date/Time: 4/25/2016

Communication System Band: V; Frequency: 826.4 MHz; Duty Cycle: 1:1

Medium parameters used (interpolated): $f = 826.4$ MHz; $\sigma = 0.952$ S/m; $\epsilon_r = 55.941$; $\rho = 1000$ kg/m³

Phantom section: Flat Section

Ambient Temperature: 21.8 Liquid Temperature: 21.1

DASY5 Configuration:

- Probe: EX3DV4 - SN7340; ConvF(9.83, 9.83, 9.83); Calibrated: 12/10/2015;
- Sensor-Surface: 4mm (Mechanical Surface Detection)
- Electronics: DAE4 Sn1454; Calibrated: 12/8/2015
- Phantom: SAM (30deg probe tilt) with CRP v5.0 Right 1857; Type: QD000P40CD; Serial: TP1857
- Measurement SW: DASY52, Version 52.8 (8); SEMCAD X Version 14.6.10 (7331)

850 Body/Body plane with Left Edge 10mm on Low Channel in WCDMA Band850 mode/Area Scan (71x71x1): Interpolated grid: dx=1.200 mm, dy=1.200 mm

Maximum value of SAR (interpolated) = 0.290 W/kg


850 Body/Body plane with Left Edge 10mm on Low Channel in WCDMA Band850 mode/Zoom Scan (5x5x7)/Cube 0: Measurement grid: dx=8mm, dy=8mm, dz=5mm

Reference Value = 16.92 V/m; Power Drift = 0.05 dB

Peak SAR (extrapolated) = 0.380 W/kg

SAR(1 g) = 0.270 W/kg; SAR(10 g) = 0.186 W/kg

Maximum value of SAR (measured) = 0.289 W/kg



0 dB = 0.290 W/kg = -5.38 dBW/kg

MEAS. 48 Body plane with Right Edge 10mm on Low Channel in WCDMA Band850 mode

Date/Time: 4/25/2016

Communication System Band: V; Frequency: 826.4 MHz; Duty Cycle: 1:1

Medium parameters used (interpolated): $f = 826.4$ MHz; $\sigma = 0.952$ S/m; $\epsilon_r = 55.941$; $\rho = 1000$ kg/m³

Phantom section: Flat Section

Ambient Temperature: 21.8 Liquid Temperature: 21.1

DASY5 Configuration:

- Probe: EX3DV4 - SN7340; ConvF(9.83, 9.83, 9.83); Calibrated: 12/10/2015;
- Sensor-Surface: 4mm (Mechanical Surface Detection)
- Electronics: DAE4 Sn1454; Calibrated: 12/8/2015
- Phantom: SAM (30deg probe tilt) with CRP v5.0 Right 1857; Type: QD000P40CD; Serial: TP1857
- Measurement SW: DASY52, Version 52.8 (8); SEMCAD X Version 14.6.10 (7331)

850 Body/Body plane with Right Edge 10mm on Low Channel in WCDMA Band850 mode/Area Scan (71x71x1): Interpolated grid: $dx=1.200$ mm, $dy=1.200$ mm

Maximum value of SAR (interpolated) = 0.141 W/kg


850 Body/Body plane with Right Edge 10mm on Low Channel in WCDMA Band850 mode/Zoom Scan (5x5x7)/Cube 0: Measurement grid: $dx=8$ mm, $dy=8$ mm, $dz=5$ mm

Reference Value = 11.86 V/m; Power Drift = 0.05 dB

Peak SAR (extrapolated) = 0.187 W/kg

SAR(1 g) = 0.132 W/kg; SAR(10 g) = 0.090 W/kg

Maximum value of SAR (measured) = 0.142 W/kg



0 dB = 0.142 W/kg = -8.48 dBW/kg

MEAS. 49 Body plane with Bottom Edge 10mm on Low

Channel in WCDMA Band850 mode

Date/Time: 4/25/2016

Communication System Band: V; Frequency: 826.4 MHz; Duty Cycle: 1:1

Medium parameters used (interpolated): $f = 826.4$ MHz; $\sigma = 0.952$ S/m; $\epsilon_r = 55.941$; $\rho = 1000$ kg/m³

Phantom section: Flat Section

Ambient Temperature: 21.8 Liquid Temperature: 21.1

DASY5 Configuration:

- Probe: EX3DV4 - SN7340; ConvF(9.83, 9.83, 9.83); Calibrated: 12/10/2015;
- Sensor-Surface: 4mm (Mechanical Surface Detection)
- Electronics: DAE4 Sn1454; Calibrated: 12/8/2015
- Phantom: SAM (30deg probe tilt) with CRP v5.0 Right 1857; Type: QD000P40CD; Serial: TP1857
- Measurement SW: DASY52, Version 52.8 (8); SEMCAD X Version 14.6.10 (7331)

850 Body/Body plane with Bottom Edge 10mm on Low Channel in WCDMA Band850 mode/Area Scan (71x81x1): Interpolated grid: $dx=1.200$ mm, $dy=1.200$ mm

Maximum value of SAR (interpolated) = 0.0655 W/kg


850 Body/Body plane with Bottom Edge 10mm on Low Channel in WCDMA Band850 mode/Zoom Scan (5x5x7)/Cube 0: Measurement grid: $dx=8$ mm, $dy=8$ mm, $dz=5$ mm

Reference Value = 5.254 V/m; Power Drift = -0.12 dB

Peak SAR (extrapolated) = 0.115 W/kg

SAR(1 g) = 0.056 W/kg; SAR(10 g) = 0.027 W/kg

Maximum value of SAR (measured) = 0.0659 W/kg



0 dB = 0.0655 W/kg = -11.84 dBW/kg

MEAS. 50 Left Head with Cheek on High Channel in LTE Band2

with 1RB

Date/Time: 4/23/2016

Communication System Band: Band 2, E-UTRA/FDD (1850.0 - 1910.0 MHz); Frequency: 1900 MHz; Duty Cycle: 1:1

Medium parameters used: $f = 1900$ MHz; $\sigma = 1.45$ S/m; $\epsilon_r = 39.68$; $\rho = 1000$ kg/m³

Phantom section: Left Section

Ambient Temperature: 21.8 Liquid Temperature: 21.2

DASY5 Configuration:

- Probe: EX3DV4 - SN7340; ConvF(8.15, 8.15, 8.15); Calibrated: 12/10/2015;
- Sensor-Surface: 4mm (Mechanical Surface Detection)
- Electronics: DAE4 Sn1454; Calibrated: 12/8/2015
- Phantom: SAM (30deg probe tilt) with CRP v5.0 Right 1857; Type: QD000P40CD; Serial: TP1857
- Measurement SW: DASY52, Version 52.8 (8); SEMCAD X Version 14.6.10 (7331)

1900 Left/Left Head with Cheek on High Channel in LTE Band2 with 1RB/Area Scan (81x81x1): Interpolated grid: dx=1.200 mm, dy=1.200 mm

Maximum value of SAR (interpolated) = 0.457 W/kg

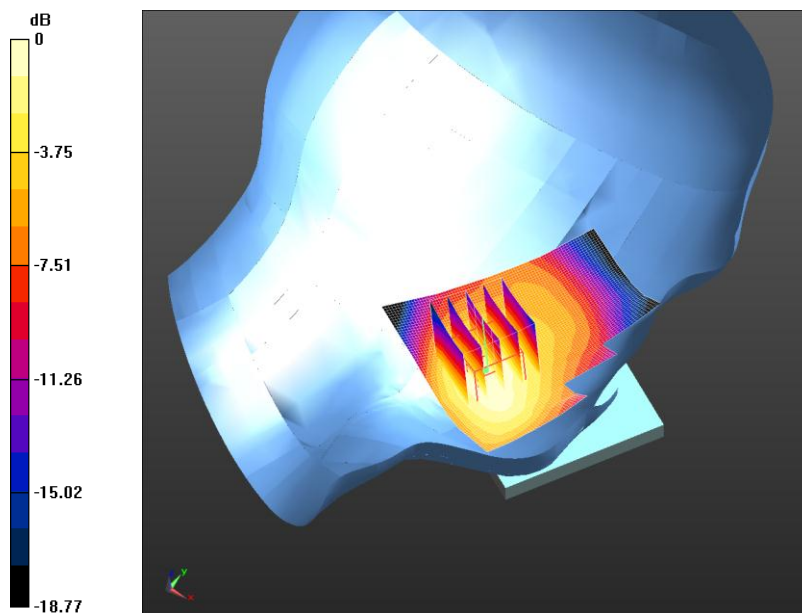
1900 Left/Left Head with Cheek on High Channel in LTE Band2 with 1RB/Zoom Scan (5x5x7)/Cube 0: Measurement grid: dx=8mm, dy=8mm, dz=5mm

Reference Value = 3.697 V/m; Power Drift = 0.19 dB

Peak SAR (extrapolated) = 0.655 W/kg

SAR(1 g) = 0.411 W/kg; SAR(10 g) = 0.248 W/kg

Maximum value of SAR (measured) = 0.440 W/kg



0 dB = 0.440 W/kg = -3.57 dBW/kg

MEAS. 51 Left Head with Cheek on Middle Channel in LTE

Band2 with 50%RB

Date/Time: 4/23/2016

Communication System Band: Band 2, E-UTRA/FDD (1850.0 - 1910.0 MHz); Frequency: 1900 MHz; Duty Cycle: 1:1

Medium parameters used: $f = 1900$ MHz; $\sigma = 1.45$ S/m; $\epsilon_r = 39.68$; $\rho = 1000$ kg/m³

Phantom section: Left Section

Ambient Temperature: 21.8 Liquid Temperature: 21.2

DASY5 Configuration:

- Probe: EX3DV4 - SN7340; ConvF(8.15, 8.15, 8.15); Calibrated: 12/10/2015;
- Sensor-Surface: 4mm (Mechanical Surface Detection)
- Electronics: DAE4 Sn1454; Calibrated: 12/8/2015
- Phantom: SAM (30deg probe tilt) with CRP v5.0 Right 1857; Type: QD000P40CD; Serial: TP1857
- Measurement SW: DASY52, Version 52.8 (8); SEMCAD X Version 14.6.10 (7331)

1900 Left/Left Head with Cheek on Middle Channel in LTE Band2 with 50%RB/Area Scan (81x81x1): Interpolated grid: dx=1.200 mm, dy=1.200 mm

Maximum value of SAR (interpolated) = 0.362 W/kg

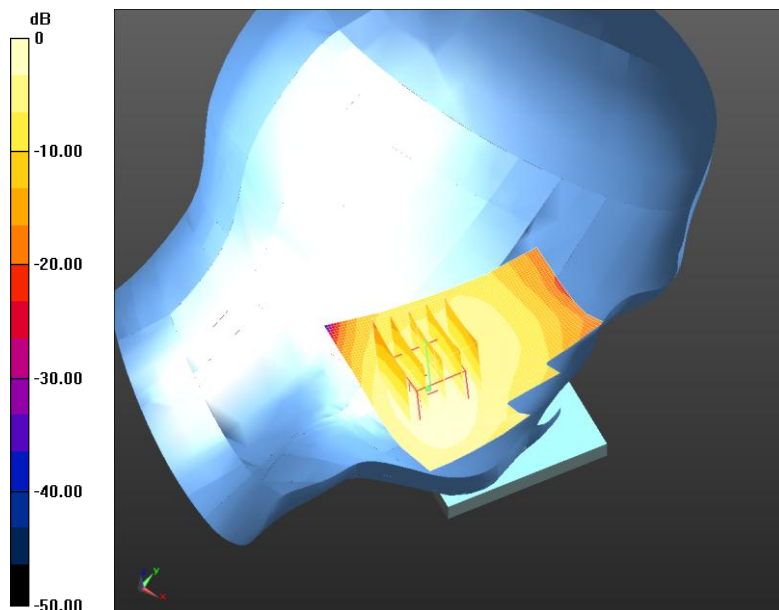
1900 Left/Left Head with Cheek on Middle Channel in LTE Band2 with 50%RB/Zoom Scan (5x5x7)/Cube 0: Measurement grid: dx=8mm, dy=8mm, dz=5mm

Reference Value = 3.250 V/m; Power Drift = 0.12 dB

Peak SAR (extrapolated) = 0.527 W/kg

SAR(1 g) = 0.327 W/kg; SAR(10 g) = 0.197 W/kg

Maximum value of SAR (measured) = 0.349 W/kg



$$0 \text{ dB} = 0.362 \text{ W/kg} = -4.41 \text{ dBW/kg}$$

MEAS. 52 Left Head with Tilt on High Channel in LTE Band2

with 1RB

Date/Time: 4/23/2016

Communication System Band: Band 2, E-UTRA/FDD (1850.0 - 1910.0 MHz); Frequency: 1900 MHz; Duty Cycle: 1:1

Medium parameters used: $f = 1900$ MHz; $\sigma = 1.45$ S/m; $\epsilon_r = 39.68$; $\rho = 1000$ kg/m³

Phantom section: Left Section

Ambient Temperature: 21.8 Liquid Temperature: 21.2

DASY5 Configuration:

- Probe: EX3DV4 - SN7340; ConvF(8.15, 8.15, 8.15); Calibrated: 12/10/2015;
- Sensor-Surface: 4mm (Mechanical Surface Detection)
- Electronics: DAE4 Sn1454; Calibrated: 12/8/2015
- Phantom: SAM (30deg probe tilt) with CRP v5.0 Right 1857; Type: QD000P40CD; Serial: TP1857
- Measurement SW: DASY52, Version 52.8 (8); SEMCAD X Version 14.6.10 (7331)

1900 Left/Left Head with Tilt on High Channel in LTE Band2 with 1RB/Area Scan (81x81x1): Interpolated grid: dx=1.200 mm, dy=1.200 mm

Maximum value of SAR (interpolated) = 0.156 W/kg

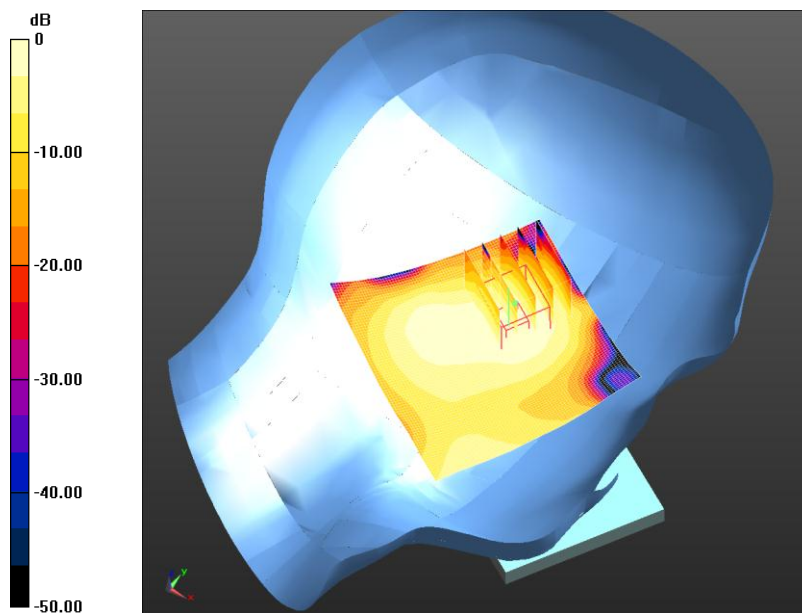
1900 Left/Left Head with Tilt on High Channel in LTE Band2 with 1RB/Zoom Scan (5x5x7)/Cube 0: Measurement grid: dx=8mm, dy=8mm, dz=5mm

Reference Value = 8.398 V/m; Power Drift = 0.04 dB

Peak SAR (extrapolated) = 0.181 W/kg

SAR(1 g) = 0.118 W/kg; SAR(10 g) = 0.070 W/kg

Maximum value of SAR (measured) = 0.127 W/kg



0 dB = 0.156 W/kg = -8.07 dBW/kg

MEAS. 53 Left Head with Tilt on High Channel in LTE Band2

with 50%RB

Date/Time: 4/23/2016

Communication System Band: Band 2, E-UTRA/FDD (1850.0 - 1910.0 MHz); Frequency: 1900 MHz; Duty Cycle: 1:1

Medium parameters used: $f = 1900$ MHz; $\sigma = 1.45$ S/m; $\epsilon_r = 39.68$; $\rho = 1000$ kg/m³

Phantom section: Left Section

Ambient Temperature: 21.8 Liquid Temperature: 21.2

DASY5 Configuration:

- Probe: EX3DV4 - SN7340; ConvF(8.15, 8.15, 8.15); Calibrated: 12/10/2015;
- Sensor-Surface: 4mm (Mechanical Surface Detection)
- Electronics: DAE4 Sn1454; Calibrated: 12/8/2015
- Phantom: SAM (30deg probe tilt) with CRP v5.0 Right 1857; Type: QD000P40CD; Serial: TP1857
- Measurement SW: DASY52, Version 52.8 (8); SEMCAD X Version 14.6.10 (7331)

1900 Left/Left Head with Tilt on High Channel in LTE Band2 with 50%RB/Area Scan (61x81x1): Interpolated grid: dx=1.200 mm, dy=1.200 mm

Maximum value of SAR (interpolated) = 0.103 W/kg

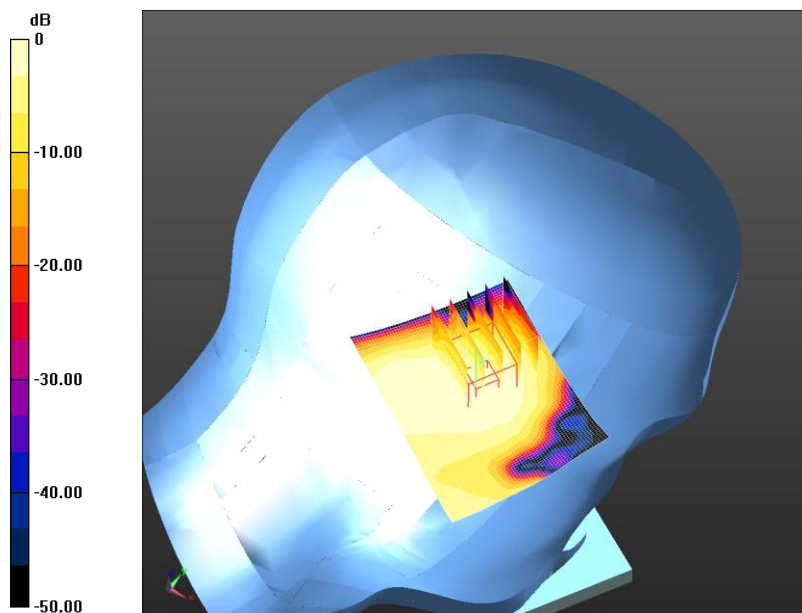
1900 Left/Left Head with Tilt on High Channel in LTE Band2 with 50%RB/Zoom Scan (5x5x7)/Cube 0: Measurement grid: dx=8mm, dy=8mm, dz=5mm

Reference Value = 6.618 V/m; Power Drift = 0.18 dB

Peak SAR (extrapolated) = 0.129 W/kg

SAR(1 g) = 0.084 W/kg; SAR(10 g) = 0.048 W/kg

Maximum value of SAR (measured) = 0.0897 W/kg



0 dB = 0.0897 W/kg = -10.47 dBW/kg

MEAS. 54 Right Head with Cheek on High Channel in LTE

Band2 with 1RB

Date/Time: 4/23/2016

Communication System Band: Band 2, E-UTRA/FDD (1850.0 - 1910.0 MHz); Frequency: 1900 MHz; Duty Cycle: 1:1

Medium parameters used: $f = 1900$ MHz; $\sigma = 1.45$ S/m; $\epsilon_r = 39.68$; $\rho = 1000$ kg/m³

Phantom section: Right Section

Ambient Temperature: 21.8 Liquid Temperature: 21.2

DASY5 Configuration:

- Probe: EX3DV4 - SN7340; ConvF(8.15, 8.15, 8.15); Calibrated: 12/10/2015;
- Sensor-Surface: 4mm (Mechanical Surface Detection)
- Electronics: DAE4 Sn1454; Calibrated: 12/8/2015
- Phantom: SAM (30deg probe tilt) with CRP v5.0 Right 1857; Type: QD000P40CD; Serial: TP1857
- Measurement SW: DASY52, Version 52.8 (8); SEMCAD X Version 14.6.10 (7331)

1900 Right/Right Head with Cheek on High Channel in LTE Band2 with 1RB/Area Scan (81x91x1): Interpolated grid: dx=1.200 mm, dy=1.200 mm

Maximum value of SAR (interpolated) = 0.207 W/kg

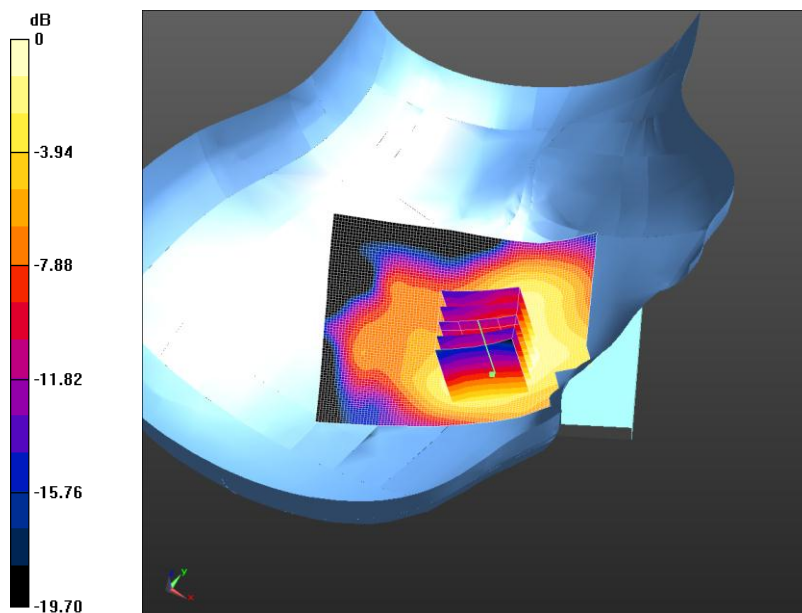
1900 Right/Right Head with Cheek on High Channel in LTE Band2 with 1RB/Zoom Scan (5x5x7)/Cube 0: Measurement grid: dx=8mm, dy=8mm, dz=5mm

Reference Value = 4.043 V/m; Power Drift = 0.13 dB

Peak SAR (extrapolated) = 0.297 W/kg

SAR(1 g) = 0.191 W/kg; SAR(10 g) = 0.118 W/kg

Maximum value of SAR (measured) = 0.206 W/kg



0 dB = 0.206 W/kg = -6.86 dBW/kg

MEAS. 55 Right Head with Cheek on High Channel in LTE

Band2 with 50%RB

Date/Time: 4/23/2016

Communication System Band: Band 2, E-UTRA/FDD (1850.0 - 1910.0 MHz); Frequency: 1900 MHz; Duty Cycle: 1:1

Medium parameters used: $f = 1900$ MHz; $\sigma = 1.45$ S/m; $\epsilon_r = 39.68$; $\rho = 1000$ kg/m³

Phantom section: Right Section

Ambient Temperature: 21.8 Liquid Temperature: 21.2

DASY5 Configuration:

- Probe: EX3DV4 - SN7340; ConvF(8.15, 8.15, 8.15); Calibrated: 12/10/2015;
- Sensor-Surface: 4mm (Mechanical Surface Detection)
- Electronics: DAE4 Sn1454; Calibrated: 12/8/2015
- Phantom: SAM (30deg probe tilt) with CRP v5.0 Right 1857; Type: QD000P40CD; Serial: TP1857
- Measurement SW: DASY52, Version 52.8 (8); SEMCAD X Version 14.6.10 (7331)

1900 Right/Right Head with Cheek on High Channel in LTE Band2 with 50%RB/Area Scan (81x91x1): Interpolated grid: dx=1.200 mm, dy=1.200 mm

Maximum value of SAR (interpolated) = 0.163 W/kg

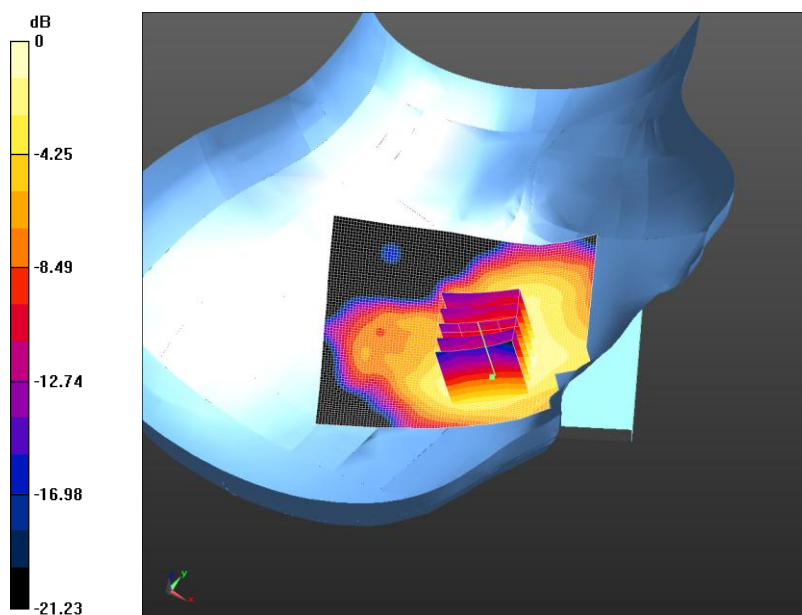
1900 Right/Right Head with Cheek on High Channel in LTE Band2 with 50%RB/Zoom Scan (5x5x7)/Cube 0: Measurement grid: dx=8mm, dy=8mm, dz=5mm

Reference Value = 3.314 V/m; Power Drift = 0.19 dB

Peak SAR (extrapolated) = 0.233 W/kg

SAR(1 g) = 0.150 W/kg; SAR(10 g) = 0.091 W/kg

Maximum value of SAR (measured) = 0.163 W/kg



0 dB = 0.163 W/kg = -7.88 dBW/kg

MEAS. 56 Right Head with Tilt on High Channel in LTE Band2

with 1RB

Date/Time: 4/23/2016

Communication System Band: Band 2, E-UTRA/FDD (1850.0 - 1910.0 MHz); Frequency: 1900 MHz; Duty Cycle: 1:1

Medium parameters used: $f = 1900$ MHz; $\sigma = 1.45$ S/m; $\epsilon_r = 39.68$; $\rho = 1000$ kg/m³

Phantom section: Right Section

Ambient Temperature: 21.8 Liquid Temperature: 21.2

DASY5 Configuration:

- Probe: EX3DV4 - SN7340; ConvF(8.15, 8.15, 8.15); Calibrated: 12/10/2015;
- Sensor-Surface: 4mm (Mechanical Surface Detection)
- Electronics: DAE4 Sn1454; Calibrated: 12/8/2015
- Phantom: SAM (30deg probe tilt) with CRP v5.0 Right 1857; Type: QD000P40CD; Serial: TP1857
- Measurement SW: DASY52, Version 52.8 (8); SEMCAD X Version 14.6.10 (7331)

1900 Right/Right Head with Tilt on High Channel in LTE Band2 with 1RB/Area Scan (81x91x1): Interpolated grid: dx=1.200 mm, dy=1.200 mm

Maximum value of SAR (interpolated) = 0.156 W/kg

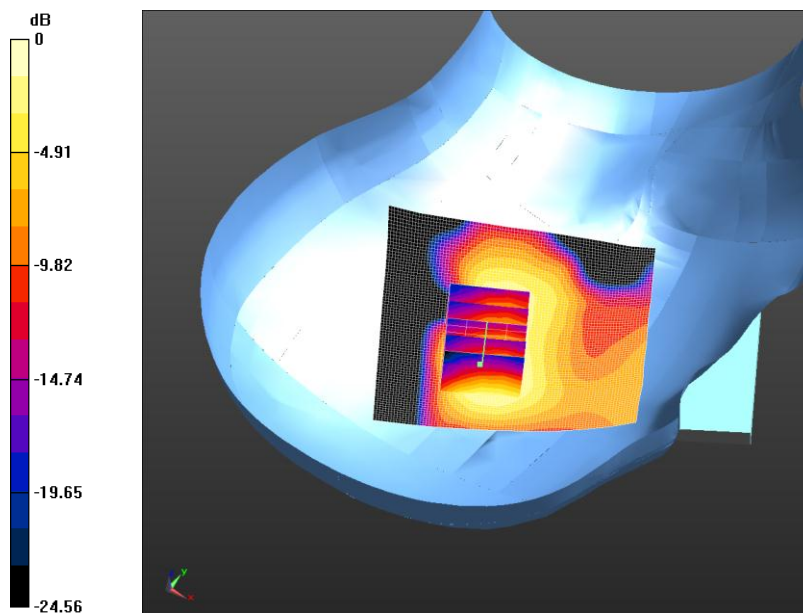
1900 Right/Right Head with Tilt on High Channel in LTE Band2 with 1RB/Zoom Scan (5x5x7)/Cube 0: Measurement grid: dx=8mm, dy=8mm, dz=5mm

Reference Value = 7.571 V/m; Power Drift = -0.11 dB

Peak SAR (extrapolated) = 0.214 W/kg

SAR(1 g) = 0.131 W/kg; SAR(10 g) = 0.074 W/kg

Maximum value of SAR (measured) = 0.146 W/kg



0 dB = 0.146 W/kg = -8.36 dBW/kg

MEAS. 57 Right Head with Tilt on High Channel in LTE Band2

with 50%RB

Date/Time: 4/23/2016

Communication System Band: Band 2, E-UTRA/FDD (1850.0 - 1910.0 MHz); Frequency: 1900 MHz; Duty Cycle: 1:1

Medium parameters used: $f = 1900$ MHz; $\sigma = 1.45$ S/m; $\epsilon_r = 39.68$; $\rho = 1000$ kg/m³

Phantom section: Right Section

Ambient Temperature: 21.8 Liquid Temperature: 21.2

DASY5 Configuration:

- Probe: EX3DV4 - SN7340; ConvF(8.15, 8.15, 8.15); Calibrated: 12/10/2015;
- Sensor-Surface: 4mm (Mechanical Surface Detection)
- Electronics: DAE4 Sn1454; Calibrated: 12/8/2015
- Phantom: SAM (30deg probe tilt) with CRP v5.0 Right 1857; Type: QD000P40CD; Serial: TP1857
- Measurement SW: DASY52, Version 52.8 (8); SEMCAD X Version 14.6.10 (7331)

1900 Right/Right Head with Tilt on High Channel in LTE Band2 with 50%RB/Area Scan (71x91x1): Interpolated grid: dx=1.200 mm, dy=1.200 mm

Maximum value of SAR (interpolated) = 0.115 W/kg

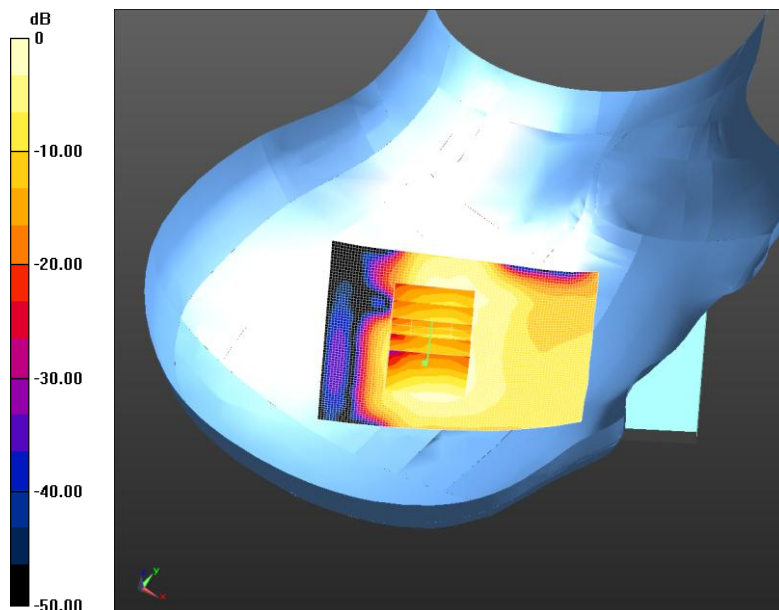
1900 Right/Right Head with Tilt on High Channel in LTE Band2 with 50%RB/Zoom Scan (5x5x7)/Cube 0: Measurement grid: dx=8mm, dy=8mm, dz=5mm

Reference Value = 6.394 V/m; Power Drift = 0.13 dB

Peak SAR (extrapolated) = 0.167 W/kg

SAR(1 g) = 0.101 W/kg; SAR(10 g) = 0.056 W/kg

Maximum value of SAR (measured) = 0.113 W/kg



0 dB = 0.115 W/kg = -9.39 dBW/kg

MEAS. 58 Body plane with Front side 10mm on Hight Channel

in LTE Band2 mode with 1RB

Date/Time: 4/27/2016

Communication System Band: Band 2, E-UTRA/FDD (1850.0 - 1910.0 MHz); Frequency: 1900 MHz; Duty Cycle: 1:1

Medium parameters used: $f = 1900$ MHz; $\sigma = 1.57$ S/m; $\epsilon_r = 51.05$; $\rho = 1000$ kg/m³

Phantom section: Flat Section

Ambient Temperature: 22.3 Liquid Temperature: 21.6

DASY5 Configuration:

- Probe: EX3DV4 - SN7340; ConvF(7.51, 7.51, 7.51); Calibrated: 12/10/2015;
- Sensor-Surface: 4mm (Mechanical Surface Detection)
- Electronics: DAE4 Sn1454; Calibrated: 12/8/2015
- Phantom: SAM (30deg probe tilt) with CRP v5.0 Right 1857; Type: QD000P40CD; Serial: TP1857
- Measurement SW: DASY52, Version 52.8 (8); SEMCAD X Version 14.6.10 (7331)

1900 Body/Body plane with Front side 10mm on Hight Channel in LTE Band2 mode with 1RB/Area Scan (71x91x1): Interpolated grid: dx=1.200 mm, dy=1.200 mm

Maximum value of SAR (interpolated) = 0.629 W/kg

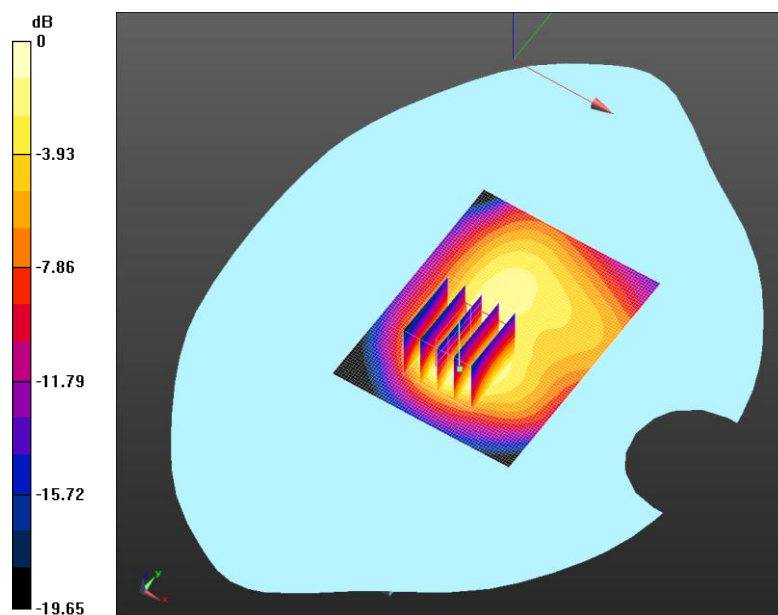
1900 Body/Body plane with Front side 10mm on Hight Channel in LTE Band2 mode with 1RB/Zoom Scan (5x5x7)/Cube 0: Measurement grid: dx=8mm, dy=8mm, dz=5mm

Reference Value = 18.36 V/m; Power Drift = 0.20 dB

Peak SAR (extrapolated) = 1.09 W/kg

SAR(1 g) = 0.595 W/kg; SAR(10 g) = 0.333 W/kg

Maximum value of SAR (measured) = 0.667 W/kg



0 dB = 0.667 W/kg = -1.76 dBW/kg

MEAS. 59 Body plane with Front side 10mm on Hight Channel in LTE Band2 mode with 50%RB

Date/Time: 4/27/2016

Communication System Band: Band 2, E-UTRA/FDD (1850.0 - 1910.0 MHz); Frequency: 1900 MHz; Duty Cycle: 1:1

Medium parameters used: $f = 1900$ MHz; $\sigma = 1.57$ S/m; $\epsilon_r = 51.05$; $\rho = 1000$ kg/m³

Phantom section: Flat Section

Ambient Temperature: 22.3 Liquid Temperature: 21.6

DASY5 Configuration:

- Probe: EX3DV4 - SN7340; ConvF(7.51, 7.51, 7.51); Calibrated: 12/10/2015;
- Sensor-Surface: 4mm (Mechanical Surface Detection)
- Electronics: DAE4 Sn1454; Calibrated: 12/8/2015
- Phantom: SAM (30deg probe tilt) with CRP v5.0 Right 1857; Type: QD000P40CD; Serial: TP1857
- Measurement SW: DASY52, Version 52.8 (8); SEMCAD X Version 14.6.10 (7331)

1900 Body/Body plane with Front side 10mm on Hight Channel in LTE Band2 mode with 50%RB/Area Scan (71x91x1): Interpolated grid: dx=1.200 mm, dy=1.200 mm

Maximum value of SAR (interpolated) = 0.520 W/kg


1900 Body/Body plane with Front side 10mm on Hight Channel in LTE Band2 mode with 50%RB/Zoom Scan (5x5x7)/Cube 0: Measurement grid: dx=8mm, dy=8mm, dz=5mm

Reference Value = 16.77 V/m; Power Drift = -0.01 dB

Peak SAR (extrapolated) = 0.899 W/kg

SAR(1 g) = 0.486 W/kg; SAR(10 g) = 0.269 W/kg

Maximum value of SAR (measured) = 0.545 W/kg



$$0 \text{ dB} = 0.545 \text{ W/kg} = -2.64 \text{ dBW/kg}$$

MEAS. 60 Body plane with Back side 10mm on Hight Channel in LTE Band2 mode with 1RB

Date/Time: 4/27/2016

Communication System Band: Band 2, E-UTRA/FDD (1850.0 - 1910.0 MHz); Frequency: 1900 MHz; Duty Cycle: 1:1

Medium parameters used: $f = 1900 \text{ MHz}$; $\sigma = 1.57 \text{ S/m}$; $\epsilon_r = 51.05$; $\rho = 1000 \text{ kg/m}^3$

Phantom section: Flat Section

Ambient Temperature: 22.3 Liquid Temperature: 21.6

DASY5 Configuration:

- Probe: EX3DV4 - SN7340; ConvF(7.51, 7.51, 7.51); Calibrated: 12/10/2015;
- Sensor-Surface: 4mm (Mechanical Surface Detection)
- Electronics: DAE4 Sn1454; Calibrated: 12/8/2015
- Phantom: SAM (30deg probe tilt) with CRP v5.0 Right 1857; Type: QD000P40CD; Serial: TP1857
- Measurement SW: DASY52, Version 52.8 (8); SEMCAD X Version 14.6.10 (7331)

1900 Body/Body plane with Back side 10mm on Hight Channel in LTE Band2 mode with 1RB/Area Scan (71x91x1): Interpolated grid: $dx=1.200 \text{ mm}$, $dy=1.200 \text{ mm}$

Maximum value of SAR (interpolated) = 0.388 W/kg


1900 Body/Body plane with Back side 10mm on Hight Channel in LTE Band2 mode with 1RB/Zoom Scan (5x5x7)/Cube 0: Measurement grid: $dx=8\text{mm}$, $dy=8\text{mm}$, $dz=5\text{mm}$

Reference Value = 12.54 V/m; Power Drift = -0.13 dB

Peak SAR (extrapolated) = 0.649 W/kg

SAR(1 g) = 0.341 W/kg; SAR(10 g) = 0.172 W/kg

Maximum value of SAR (measured) = 0.399 W/kg



$$0 \text{ dB} = 0.399 \text{ W/kg} = -3.99 \text{ dBW/kg}$$

MEAS. 61 Body plane with Back side 10mm on Hight Channel in LTE Band2 mode with 50%RB

Date/Time: 4/27/2016

Communication System Band: Band 2, E-UTRA/FDD (1850.0 - 1910.0 MHz); Frequency: 1900 MHz; Duty Cycle: 1:1

Medium parameters used: $f = 1900$ MHz; $\sigma = 1.57$ S/m; $\epsilon_r = 51.05$; $\rho = 1000$ kg/m³

Phantom section: Flat Section

Ambient Temperature: 22.3 Liquid Temperature: 21.6

DASY5 Configuration:

- Probe: EX3DV4 - SN7340; ConvF(7.51, 7.51, 7.51); Calibrated: 12/10/2015;
- Sensor-Surface: 4mm (Mechanical Surface Detection)
- Electronics: DAE4 Sn1454; Calibrated: 12/8/2015
- Phantom: SAM (30deg probe tilt) with CRP v5.0 Right 1857; Type: QD000P40CD; Serial: TP1857
- Measurement SW: DASY52, Version 52.8 (8); SEMCAD X Version 14.6.10 (7331)

1900 Body/Body plane with Back side 10mm on Hight Channel in LTE Band2 mode with 50%RB/Area Scan (71x91x1): Interpolated grid: dx=1.200 mm, dy=1.200 mm

Maximum value of SAR (interpolated) = 0.307 W/kg

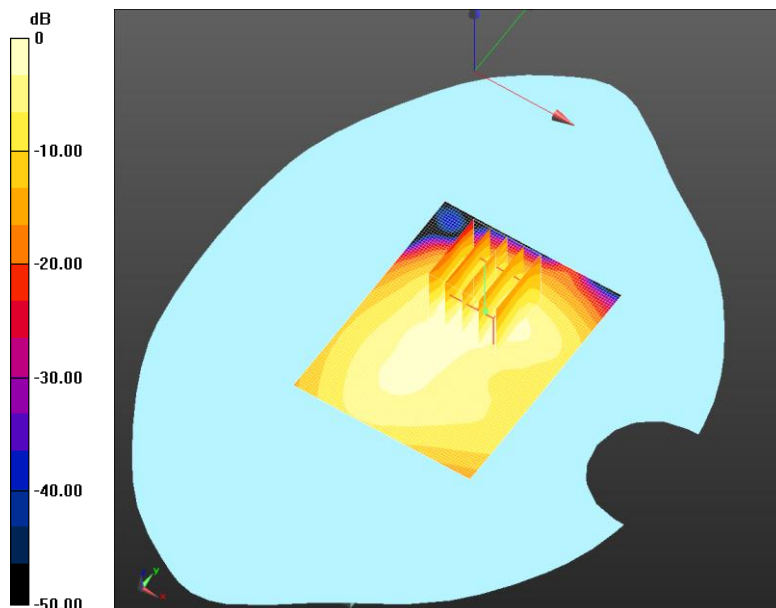
1900 Body/Body plane with Back side 10mm on Hight Channel in LTE Band2 mode with 50%RB/Zoom Scan (5x5x7)/Cube 0: Measurement grid: dx=8mm, dy=8mm, dz=5mm

Reference Value = 11.08 V/m; Power Drift = -0.06 dB

Peak SAR (extrapolated) = 0.517 W/kg

SAR(1 g) = 0.271 W/kg; SAR(10 g) = 0.136 W/kg

Maximum value of SAR (measured) = 0.317 W/kg



0 dB = 0.307 W/kg = -5.13 dBW/kg

MEAS. 62 Body plane with Left Edge 10mm on Hight Channel

in LTE Band2 mode with 1RB

Date/Time: 4/27/2016

Communication System Band: Band 2, E-UTRA/FDD (1850.0 - 1910.0 MHz); Frequency: 1900 MHz; Duty Cycle: 1:1

Medium parameters used: $f = 1900$ MHz; $\sigma = 1.57$ S/m; $\epsilon_r = 51.05$; $\rho = 1000$ kg/m³

Phantom section: Flat Section

Ambient Temperature: 22.3 Liquid Temperature: 21.6

DASY5 Configuration:

- Probe: EX3DV4 - SN7340; ConvF(7.51, 7.51, 7.51); Calibrated: 12/10/2015;
- Sensor-Surface: 4mm (Mechanical Surface Detection)
- Electronics: DAE4 Sn1454; Calibrated: 12/8/2015
- Phantom: SAM (30deg probe tilt) with CRP v5.0 Right 1857; Type: QD000P40CD; Serial: TP1857
- Measurement SW: DASY52, Version 52.8 (8); SEMCAD X Version 14.6.10 (7331)

1900 Body/Body plane with Left Edge 10mm on Hight Channel in LTE Band2 mode with 1RB/Area Scan (71x91x1): Interpolated grid: dx=1.200 mm, dy=1.200 mm

Maximum value of SAR (interpolated) = 0.0370 W/kg

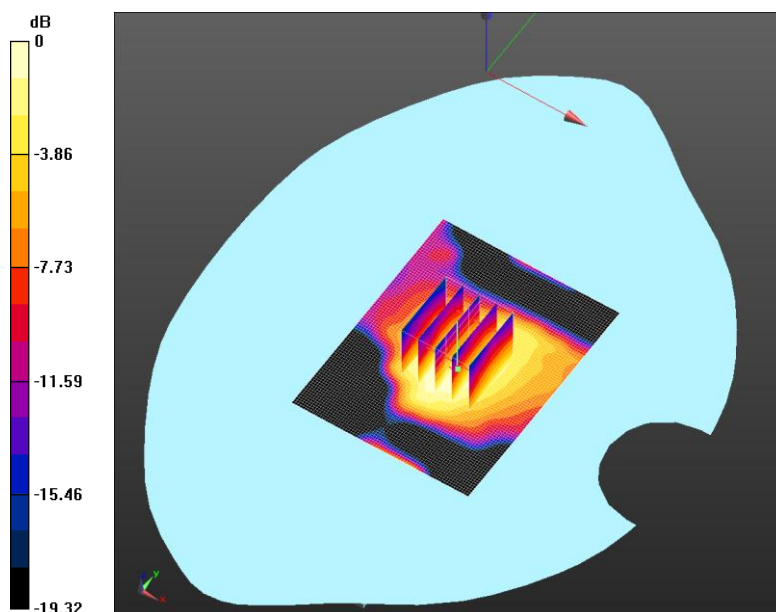
1900 Body/Body plane with Left Edge 10mm on Hight Channel in LTE Band2 mode with 1RB/Zoom Scan (5x5x7)/Cube 0: Measurement grid: dx=8mm, dy=8mm, dz=5mm

Reference Value = 4.542 V/m; Power Drift = -0.12 dB

Peak SAR (extrapolated) = 0.0620 W/kg

SAR(1 g) = 0.033 W/kg; SAR(10 g) = 0.019 W/kg

Maximum value of SAR (measured) = 0.0353 W/kg



0 dB = 0.0353 W/kg = -14.52 dBW/kg

MEAS. 63 Body plane with Left Edge 10mm on Hight Channel in LTE Band2 mode with 50%RB

Date/Time: 4/27/2016

Communication System Band: Band 2, E-UTRA/FDD (1850.0 - 1910.0 MHz); Frequency: 1900 MHz; Duty Cycle: 1:1

Medium parameters used: $f = 1900$ MHz; $\sigma = 1.57$ S/m; $\epsilon_r = 51.05$; $\rho = 1000$ kg/m³

Phantom section: Flat Section

Ambient Temperature: 22.3 Liquid Temperature: 21.6

DASY5 Configuration:

- Probe: EX3DV4 - SN7340; ConvF(7.51, 7.51, 7.51); Calibrated: 12/10/2015;
- Sensor-Surface: 4mm (Mechanical Surface Detection)
- Electronics: DAE4 Sn1454; Calibrated: 12/8/2015
- Phantom: SAM (30deg probe tilt) with CRP v5.0 Right 1857; Type: QD000P40CD; Serial: TP1857
- Measurement SW: DASY52, Version 52.8 (8); SEMCAD X Version 14.6.10 (7331)

1900 Body/Body plane with Left Edge 10mm on Hight Channel in LTE Band2 mode with 50%RB/Area Scan (71x91x1): Interpolated grid: dx=1.200 mm, dy=1.200 mm

Maximum value of SAR (interpolated) = 0.0276 W/kg

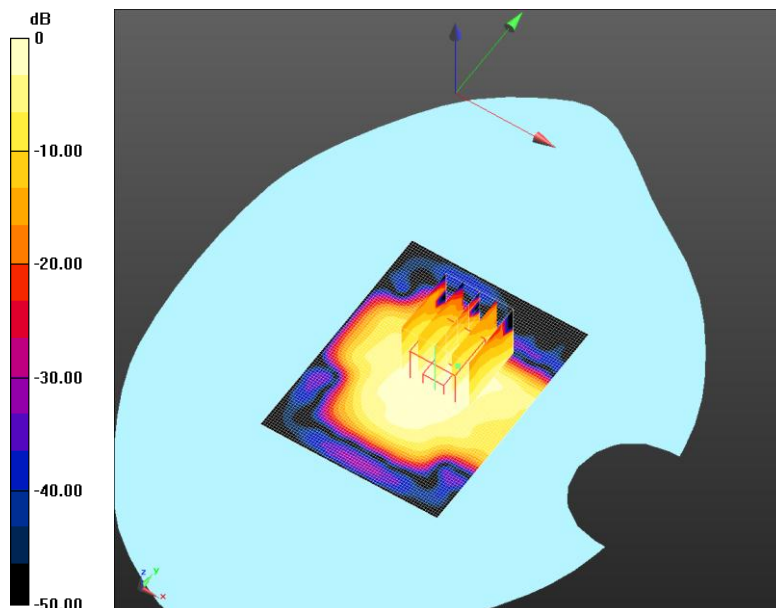
1900 Body/Body plane with Left Edge 10mm on Hight Channel in LTE Band2 mode with 50%RB/Zoom Scan (5x5x7)/Cube 0: Measurement grid: dx=8mm, dy=8mm, dz=5mm

Reference Value = 3.634 V/m; Power Drift = 0.12 dB

Peak SAR (extrapolated) = 0.0470 W/kg

SAR(1 g) = 0.023 W/kg; SAR(10 g) = 0.012 W/kg

Maximum value of SAR (measured) = 0.0273 W/kg



0 dB = 0.0273 W/kg = -15.64 dBW/kg

MEAS. 64 Body plane with Right Edge 10mm on Hight Channel

in LTE Band2 mode with 1RB

Date/Time: 4/27/2016

Communication System Band: Band 2, E-UTRA/FDD (1850.0 - 1910.0 MHz); Frequency: 1900 MHz; Duty Cycle: 1:1

Medium parameters used: $f = 1900$ MHz; $\sigma = 1.57$ S/m; $\epsilon_r = 51.05$; $\rho = 1000$ kg/m³

Phantom section: Flat Section

Ambient Temperature: 22.3 Liquid Temperature: 21.6

DASY5 Configuration:

- Probe: EX3DV4 - SN7340; ConvF(7.51, 7.51, 7.51); Calibrated: 12/10/2015;
- Sensor-Surface: 4mm (Mechanical Surface Detection)
- Electronics: DAE4 Sn1454; Calibrated: 12/8/2015
- Phantom: SAM (30deg probe tilt) with CRP v5.0 Right 1857; Type: QD000P40CD; Serial: TP1857
- Measurement SW: DASY52, Version 52.8 (8); SEMCAD X Version 14.6.10 (7331)

1900 Body/Body plane with Right Edge 10mm on Hight Channel in LTE Band2 mode with 1RB/Area Scan (71x91x1): Interpolated grid: dx=1.200 mm, dy=1.200 mm

Maximum value of SAR (interpolated) = 0.416 W/kg


1900 Body/Body plane with Right Edge 10mm on Hight Channel in LTE Band2 mode with 1RB/Zoom Scan (5x5x7)/Cube 0: Measurement grid: dx=8mm, dy=8mm, dz=5mm

Reference Value = 15.93 V/m; Power Drift = -0.13 dB

Peak SAR (extrapolated) = 0.575 W/kg

SAR(1 g) = 0.369 W/kg; SAR(10 g) = 0.224 W/kg

Maximum value of SAR (measured) = 0.398 W/kg



0 dB = 0.416 W/kg = -3.81 dBW/kg

MEAS. 65 Body plane with Right Edge 10mm on High Channel

in LTE Band2 mode with 50%RB

Date/Time: 4/27/2016

Communication System Band: Band 2, E-UTRA/FDD (1850.0 - 1910.0 MHz); Frequency: 1900 MHz; Duty Cycle: 1:1

Medium parameters used: $f = 1900$ MHz; $\sigma = 1.57$ S/m; $\epsilon_r = 51.05$; $\rho = 1000$ kg/m³

Phantom section: Flat Section

Ambient Temperature: 22.3 Liquid Temperature: 21.6

DASY5 Configuration:

- Probe: EX3DV4 - SN7340; ConvF(7.51, 7.51, 7.51); Calibrated: 12/10/2015;
- Sensor-Surface: 4mm (Mechanical Surface Detection)
- Electronics: DAE4 Sn1454; Calibrated: 12/8/2015
- Phantom: SAM (30deg probe tilt) with CRP v5.0 Right 1857; Type: QD000P40CD; Serial: TP1857
- Measurement SW: DASY52, Version 52.8 (8); SEMCAD X Version 14.6.10 (7331)

1900 Body/Body plane with Right Edge 10mm on High Channel in LTE Band2 mode with 50%RB/Area Scan (71x91x1): Interpolated grid: dx=1.200 mm, dy=1.200 mm

Maximum value of SAR (interpolated) = 0.300 W/kg


1900 Body/Body plane with Right Edge 10mm on High Channel in LTE Band2 mode with 50%RB/Zoom Scan (5x5x7)/Cube 0: Measurement grid: dx=8mm, dy=8mm, dz=5mm

Reference Value = 13.59 V/m; Power Drift = 0.20 dB

Peak SAR (extrapolated) = 0.429 W/kg

SAR(1 g) = 0.274 W/kg; SAR(10 g) = 0.165 W/kg

Maximum value of SAR (measured) = 0.298 W/kg



0 dB = 0.300 W/kg = -5.23 dBW/kg

MEAS. 66 Body plane with Bottom Edge 10mm on Hight

Channel in LTE Band2 mode with 1RB

Date/Time: 4/27/2016

Communication System Band: Band 2, E-UTRA/FDD (1850.0 - 1910.0 MHz); Frequency: 1900 MHz; Duty Cycle: 1:1

Medium parameters used: $f = 1900$ MHz; $\sigma = 1.57$ S/m; $\epsilon_r = 51.05$; $\rho = 1000$ kg/m³

Phantom section: Flat Section

Ambient Temperature: 22.3 Liquid Temperature: 21.6

DASY5 Configuration:

- Probe: EX3DV4 - SN7340; ConvF(7.51, 7.51, 7.51); Calibrated: 12/10/2015;
- Sensor-Surface: 4mm (Mechanical Surface Detection)
- Electronics: DAE4 Sn1454; Calibrated: 12/8/2015
- Phantom: SAM (30deg probe tilt) with CRP v5.0 Right 1857; Type: QD000P40CD; Serial: TP1857
- Measurement SW: DASY52, Version 52.8 (8); SEMCAD X Version 14.6.10 (7331)

1900 Body/Body plane with Bottom Edge 10mm on Hight Channel in LTE Band2 mode with 1RB/Area Scan (81x81x1): Interpolated grid: dx=1.200 mm, dy=1.200 mm

Maximum value of SAR (interpolated) = 0.390 W/kg

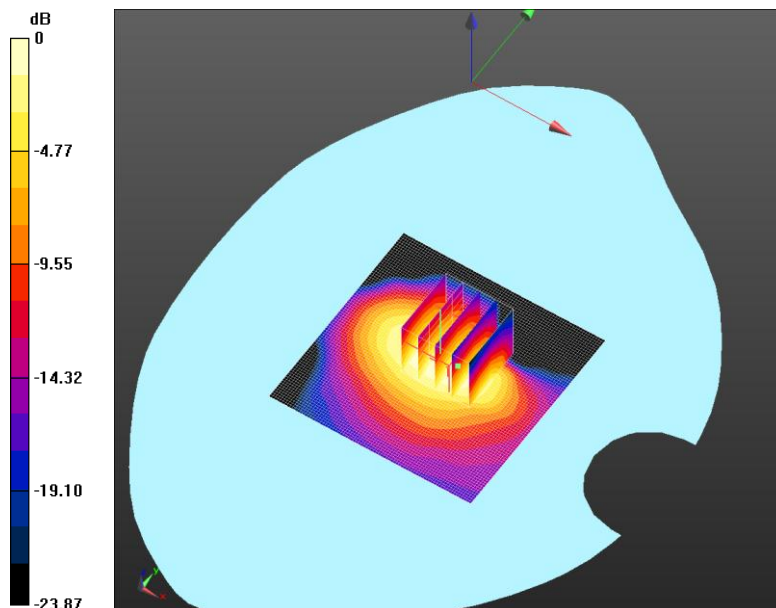
1900 Body/Body plane with Bottom Edge 10mm on Hight Channel in LTE Band2 mode with 1RB/Zoom Scan (5x5x7)/Cube 0: Measurement grid: dx=8mm, dy=8mm, dz=5mm

Reference Value = 15.42 V/m; Power Drift = -0.01 dB

Peak SAR (extrapolated) = 0.598 W/kg

SAR(1 g) = 0.346 W/kg; SAR(10 g) = 0.192 W/kg

Maximum value of SAR (measured) = 0.372 W/kg



0 dB = 0.372 W/kg = -4.29 dBW/kg

MEAS. 67 Body plane with Bottom Edge 10mm on Hight

Channel in LTE Band2 mode with 50%RB

Date/Time: 4/27/2016

Communication System Band: Band 2, E-UTRA/FDD (1850.0 - 1910.0 MHz); Frequency: 1900 MHz; Duty Cycle: 1:1

Medium parameters used: $f = 1900$ MHz; $\sigma = 1.57$ S/m; $\epsilon_r = 51.05$; $\rho = 1000$ kg/m³

Phantom section: Flat Section

Ambient Temperature: 22.3 Liquid Temperature: 21.6

DASY5 Configuration:

- Probe: EX3DV4 - SN7340; ConvF(7.51, 7.51, 7.51); Calibrated: 12/10/2015;
- Sensor-Surface: 4mm (Mechanical Surface Detection)
- Electronics: DAE4 Sn1454; Calibrated: 12/8/2015
- Phantom: SAM (30deg probe tilt) with CRP v5.0 Right 1857; Type: QD000P40CD; Serial: TP1857
- Measurement SW: DASY52, Version 52.8 (8); SEMCAD X Version 14.6.10 (7331)

1900 Body/Body plane with Bottom Edge 10mm on Hight Channel in LTE Band2 mode with 50%RB/Area Scan (81x81x1): Interpolated grid: dx=1.200 mm, dy=1.200 mm
Maximum value of SAR (interpolated) = 0.318 W/kg

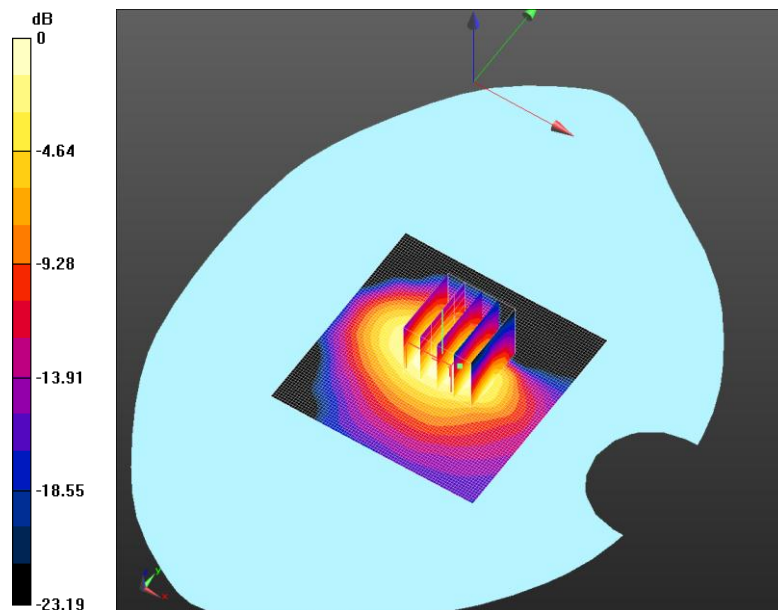
1900 Body/Body plane with Bottom Edge 10mm on Hight Channel in LTE Band2 mode with 50%RB/Zoom Scan (5x5x7)/Cube 0: Measurement grid: dx=8mm, dy=8mm, dz=5mm

Reference Value = 13.82 V/m; Power Drift = 0.06 dB

Peak SAR (extrapolated) = 0.489 W/kg

SAR(1 g) = 0.281 W/kg; SAR(10 g) = 0.155 W/kg

Maximum value of SAR (measured) = 0.300 W/kg



0 dB = 0.300 W/kg = -5.23 dBW/kg

MEAS. 68 Left Head with Cheek on Low Channel in LTE Band4 with 1RB

Date/Time: 4/24/2016

Communication System Band: Band 4, E-UTRA/FDD (1710.0 - 1755.0 MHz); Frequency: 1720 MHz; Duty Cycle: 1:1

Medium parameters used (interpolated): $f = 1720$ MHz; $\sigma = 1.361$ S/m; $\epsilon_r = 39.298$; $\rho = 1000$ kg/m³

Phantom section: Left Section

Ambient Temperature: 21.9 Liquid Temperature: 21.4

DASY5 Configuration:

- Probe: EX3DV4 - SN7340; ConvF(8.22, 8.22, 8.22); Calibrated: 12/10/2015;
- Sensor-Surface: 4mm (Mechanical Surface Detection)
- Electronics: DAE4 Sn1454; Calibrated: 12/8/2015
- Phantom: SAM (30deg probe tilt) with CRP v5.0 Right 1857; Type: QD000P40CD; Serial: TP1857
- Measurement SW: DASY52, Version 52.8 (8); SEMCAD X Version 14.6.10 (7331)

1700 Left/Left Head with Cheek on Low Channel in LTE Band4 with 1RB/Area Scan (81x81x1): Interpolated grid: dx=1.200 mm, dy=1.200 mm

Maximum value of SAR (interpolated) = 0.190 W/kg

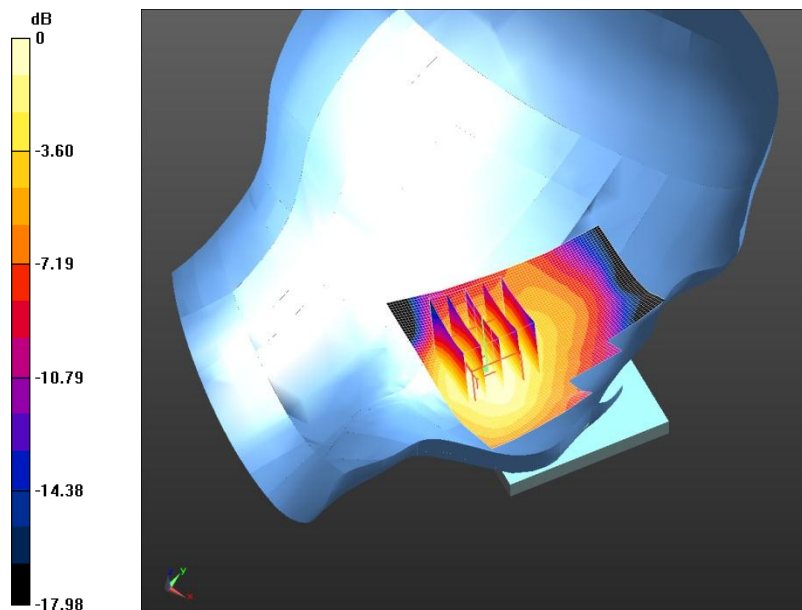
1700 Left/Left Head with Cheek on Low Channel in LTE Band4 with 1RB/Zoom Scan (5x5x7)/Cube 0: Measurement grid: dx=8mm, dy=8mm, dz=5mm

Reference Value = 3.502 V/m; Power Drift = 0.08 dB

Peak SAR (extrapolated) = 0.259 W/kg

SAR(1 g) = 0.173 W/kg; SAR(10 g) = 0.111 W/kg

Maximum value of SAR (measured) = 0.182 W/kg



0 dB = 0.182 W/kg = -7.40 dBW/kg

MEAS. 69 Left Head with Cheek on Low Channel in LTE Band4 with 50%RB

Date/Time: 4/24/2016

Communication System Band: Band 4, E-UTRA/FDD (1710.0 - 1755.0 MHz); Frequency: 1720 MHz; Duty Cycle: 1:1

Medium parameters used (interpolated): $f = 1720$ MHz; $\sigma = 1.361$ S/m; $\epsilon_r = 39.298$; $\rho = 1000$ kg/m³

Phantom section: Left Section

Ambient Temperature: 21.9 Liquid Temperature: 21.4

DASY5 Configuration:

- Probe: EX3DV4 - SN7340; ConvF(8.22, 8.22, 8.22); Calibrated: 12/10/2015;
- Sensor-Surface: 4mm (Mechanical Surface Detection)
- Electronics: DAE4 Sn1454; Calibrated: 12/8/2015
- Phantom: SAM (30deg probe tilt) with CRP v5.0 Right 1857; Type: QD000P40CD; Serial: TP1857
- Measurement SW: DASY52, Version 52.8 (8); SEMCAD X Version 14.6.10 (7331)

1700 Left/Left Head with Cheek on Low Channel in LTE Band4 with 50%RB/Area Scan (81x81x1): Interpolated grid: dx=1.200 mm, dy=1.200 mm

Maximum value of SAR (interpolated) = 0.117 W/kg

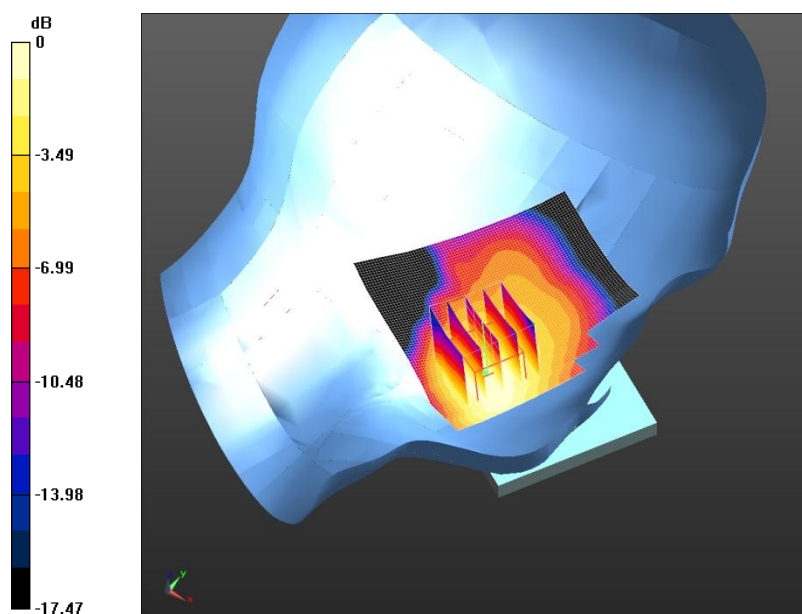
1700 Left/Left Head with Cheek on Low Channel in LTE Band4 with 50%RB/Zoom Scan (5x5x7)/Cube 0: Measurement grid: dx=8mm, dy=8mm, dz=5mm

Reference Value = 2.551 V/m; Power Drift = -0.11 dB

Peak SAR (extrapolated) = 0.159 W/kg

SAR(1 g) = 0.107 W/kg; SAR(10 g) = 0.069 W/kg

Maximum value of SAR (measured) = 0.114 W/kg



0 dB = 0.114 W/kg = -9.43 dBW/kg

MEAS. 70 Left Head with Tilt on Low Channel in LTE Band4 with 1RB

Date/Time: 4/24/2016

Communication System Band: Band 4, E-UTRA/FDD (1710.0 - 1755.0 MHz); Frequency: 1720 MHz; Duty Cycle: 1:1

Medium parameters used (interpolated): $f = 1720$ MHz; $\sigma = 1.361$ S/m; $\epsilon_r = 39.298$; $\rho = 1000$ kg/m³

Phantom section: Left Section

Ambient Temperature: 21.9 Liquid Temperature: 21.4

DASY5 Configuration:

- Probe: EX3DV4 - SN7340; ConvF(8.22, 8.22, 8.22); Calibrated: 12/10/2015;
- Sensor-Surface: 4mm (Mechanical Surface Detection)
- Electronics: DAE4 Sn1454; Calibrated: 12/8/2015
- Phantom: SAM (30deg probe tilt) with CRP v5.0 Right 1857; Type: QD000P40CD; Serial: TP1857
- Measurement SW: DASY52, Version 52.8 (8); SEMCAD X Version 14.6.10 (7331)

1700 Left/Left Head with Tilt on Low Channel in LTE Band4 with 1RB/Area Scan (81x81x1): Interpolated grid: dx=1.200 mm, dy=1.200 mm

Maximum value of SAR (interpolated) = 0.0537 W/kg

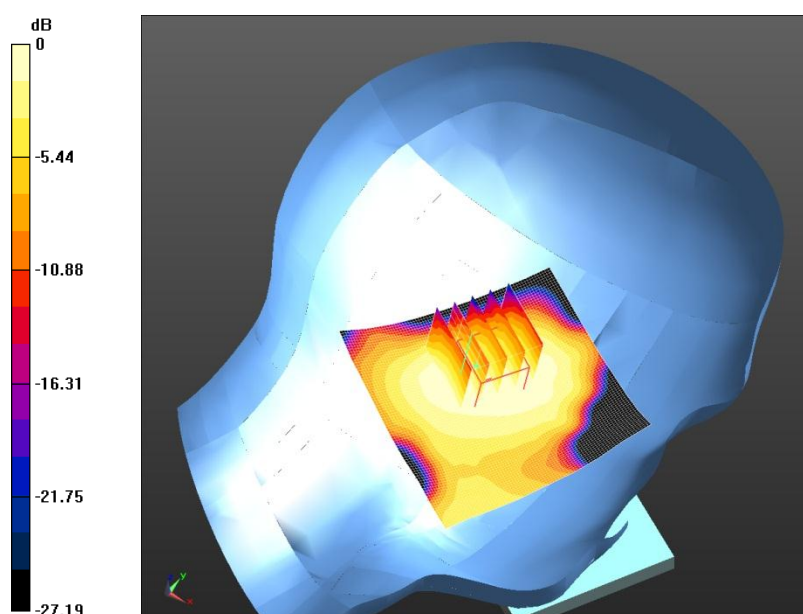
1700 Left/Left Head with Tilt on Low Channel in LTE Band4 with 1RB/Zoom Scan (5x5x7)/Cube 0: Measurement grid: dx=8mm, dy=8mm, dz=5mm

Reference Value = 5.917 V/m; Power Drift = 0.12dB

Peak SAR (extrapolated) = 0.106 W/kg

SAR(1 g) = 0.048 W/kg; SAR(10 g) = 0.032 W/kg

Maximum value of SAR (measured) = 0.0507 W/kg



0 dB = 0.0507 W/kg = -12.95 dBW/kg

MEAS. 71 Left Head with Tilt on Low Channel in LTE Band4 with 50%RB

Date/Time: 4/24/2016

Communication System Band: Band 4, E-UTRA/FDD (1710.0 - 1755.0 MHz); Frequency: 1720 MHz; Duty Cycle: 1:1

Medium parameters used (interpolated): $f = 1720$ MHz; $\sigma = 1.361$ S/m; $\epsilon_r = 39.298$; $\rho = 1000$ kg/m³

Phantom section: Left Section

Ambient Temperature: 21.9 Liquid Temperature: 21.4

DASY5 Configuration:

- Probe: EX3DV4 - SN7340; ConvF(8.22, 8.22, 8.22); Calibrated: 12/10/2015;
- Sensor-Surface: 4mm (Mechanical Surface Detection)
- Electronics: DAE4 Sn1454; Calibrated: 12/8/2015
- Phantom: SAM (30deg probe tilt) with CRP v5.0 Right 1857; Type: QD000P40CD; Serial: TP1857
- Measurement SW: DASY52, Version 52.8 (8); SEMCAD X Version 14.6.10 (7331)

1700 Left/Left Head with Tilt on Low Channel in LTE Band4 with 50%RB/Area Scan (81x81x1): Interpolated grid: $dx=1.200$ mm, $dy=1.200$ mm

Maximum value of SAR (interpolated) = 0.0445 W/kg

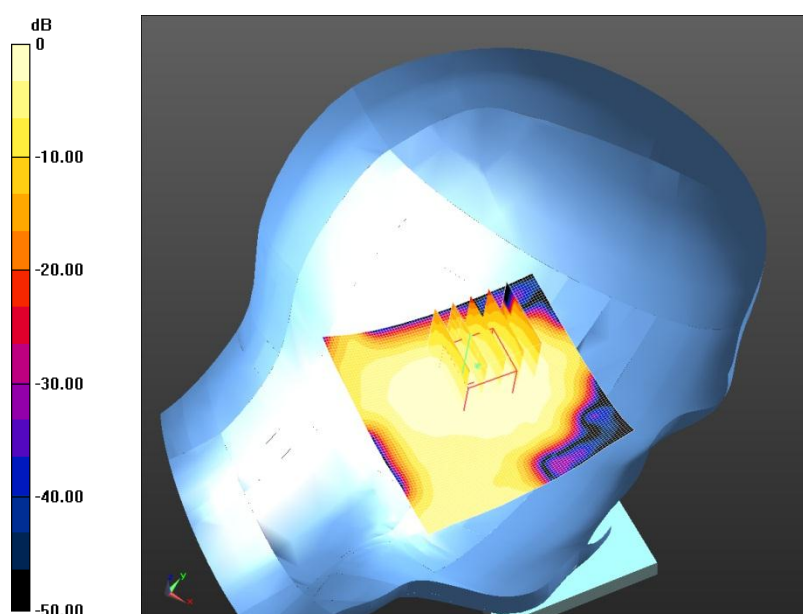
1700 Left/Left Head with Tilt on Low Channel in LTE Band4 with 50%RB/Zoom Scan (5x5x7)/Cube 0: Measurement grid: $dx=8$ mm, $dy=8$ mm, $dz=5$ mm

Reference Value = 5.544 V/m; Power Drift = -0.06 dB

Peak SAR (extrapolated) = 0.0550 W/kg

SAR(1 g) = 0.038 W/kg; SAR(10 g) = 0.025 W/kg

Maximum value of SAR (measured) = 0.0399 W/kg



0 dB = 0.0399 W/kg = -13.99 dBW/kg

MEAS. 72 Right Head with Cheek on Low Channel in LTE

Band4 with 1RB

Date/Time: 4/24/2016

Communication System Band: Band 4, E-UTRA/FDD (1710.0 - 1755.0 MHz); Frequency: 1720 MHz; Duty Cycle: 1:1

Medium parameters used (interpolated): $f = 1720$ MHz; $\sigma = 1.361$ S/m; $\epsilon_r = 39.298$; $\rho = 1000$ kg/m³

Phantom section: Right Section

Ambient Temperature: 21.9 Liquid Temperature: 21.4

DASY5 Configuration:

- Probe: EX3DV4 - SN7340; ConvF(8.22, 8.22, 8.22); Calibrated: 12/10/2015;
- Sensor-Surface: 4mm (Mechanical Surface Detection)
- Electronics: DAE4 Sn1454; Calibrated: 12/8/2015
- Phantom: SAM (30deg probe tilt) with CRP v5.0 Right 1857; Type: QD000P40CD; Serial: TP1857
- Measurement SW: DASY52, Version 52.8 (8); SEMCAD X Version 14.6.10 (7331)

1700 Right/Right Head with Cheek on Low Channel in LTE Band4 with 1RB/Area Scan (81x91x1): Interpolated grid: dx=1.200 mm, dy=1.200 mm

Maximum value of SAR (interpolated) = 0.0527 W/kg

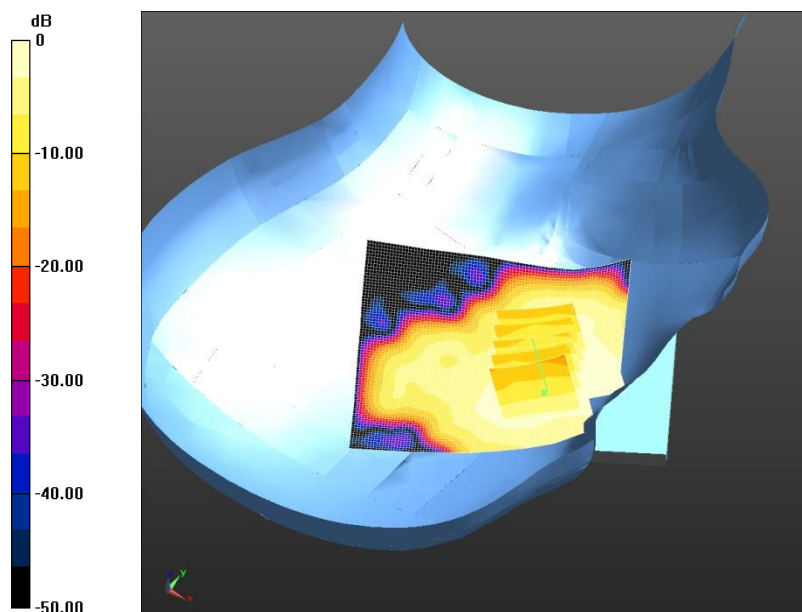
1700 Right/Right Head with Cheek on Low Channel in LTE Band4 with 1RB/Zoom Scan (5x5x7)/Cube 0: Measurement grid: dx=8mm, dy=8mm, dz=5mm

Reference Value = 2.099 V/m; Power Drift = 0.18 dB

Peak SAR (extrapolated) = 0.0740 W/kg

SAR(1 g) = 0.050 W/kg; SAR(10 g) = 0.032 W/kg

Maximum value of SAR (measured) = 0.0533 W/kg



$$0 \text{ dB} = 0.0527 \text{ W/kg} = -12.78 \text{ dBW/kg}$$

MEAS. 73 Right Head with Cheek on Low Channel in LTE

Band4 with 50%RB

Date/Time: 4/24/2016

Communication System Band: Band 4, E-UTRA/FDD (1710.0 - 1755.0 MHz); Frequency: 1720 MHz; Duty Cycle: 1:1

Medium parameters used (interpolated): $f = 1720 \text{ MHz}$; $\sigma = 1.361 \text{ S/m}$; $\epsilon_r = 39.298$; $\rho = 1000 \text{ kg/m}^3$

Phantom section: Right Section

Ambient Temperature: 21.9 Liquid Temperature: 21.4

DASY5 Configuration:

- Probe: EX3DV4 - SN7340; ConvF(8.22, 8.22, 8.22); Calibrated: 12/10/2015;
- Sensor-Surface: 4mm (Mechanical Surface Detection)
- Electronics: DAE4 Sn1454; Calibrated: 12/8/2015
- Phantom: SAM (30deg probe tilt) with CRP v5.0 Right 1857; Type: QD000P40CD; Serial: TP1857
- Measurement SW: DASY52, Version 52.8 (8); SEMCAD X Version 14.6.10 (7331)

1700 Right/Right Head with Cheek on Low Channel in LTE Band4 with 50%RB/Area Scan (81x91x1): Interpolated grid: $dx=1.200 \text{ mm}$, $dy=1.200 \text{ mm}$

Maximum value of SAR (interpolated) = 0.0408 W/kg

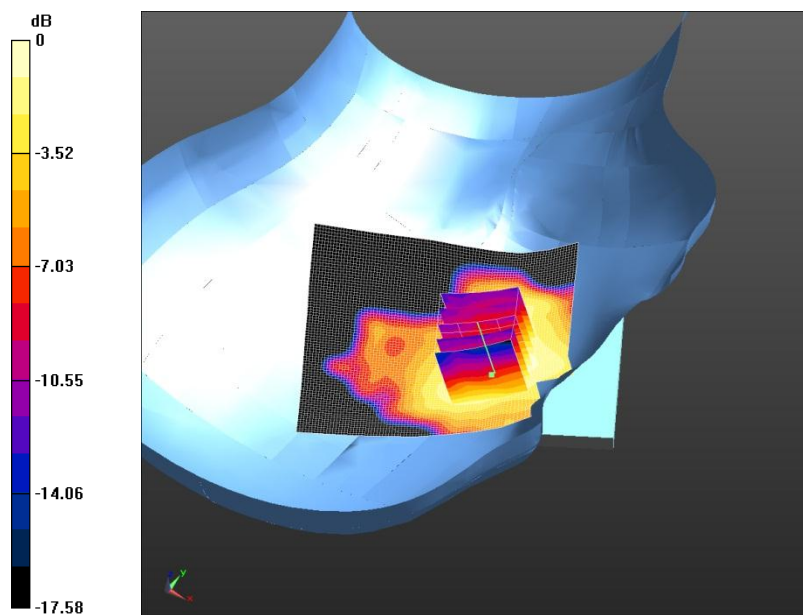
1700 Right/Right Head with Cheek on Low Channel in LTE Band4 with 50%RB/Zoom Scan (5x5x7)/Cube 0: Measurement grid: $dx=8\text{mm}$, $dy=8\text{mm}$, $dz=5\text{mm}$

Reference Value = 1.211 V/m; Power Drift = 0.17 dB

Peak SAR (extrapolated) = 0.0570 W/kg

SAR(1 g) = 0.039 W/kg; SAR(10 g) = 0.024 W/kg

Maximum value of SAR (measured) = 0.0413 W/kg



$$0 \text{ dB} = 0.0413 \text{ W/kg} = -13.84 \text{ dBW/kg}$$

MEAS. 74 Right Head with Tilt on Low Channel in LTE Band4 with 1RB

Date/Time: 4/24/2016

Communication System Band: Band 4, E-UTRA/FDD (1710.0 - 1755.0 MHz); Frequency: 1720 MHz; Duty Cycle: 1:1

Medium parameters used (interpolated): $f = 1720$ MHz; $\sigma = 1.361$ S/m; $\epsilon_r = 39.298$; $\rho = 1000$ kg/m³

Phantom section: Right Section s

Ambient Temperature: 21.9 Liquid Temperature: 21.4

DASY5 Configuration:

- Probe: EX3DV4 - SN7340; ConvF(8.22, 8.22, 8.22); Calibrated: 12/10/2015;
- Sensor-Surface: 4mm (Mechanical Surface Detection)
- Electronics: DAE4 Sn1454; Calibrated: 12/8/2015
- Phantom: SAM (30deg probe tilt) with CRP v5.0 Right 1857; Type: QD000P40CD; Serial: TP1857
- Measurement SW: DASY52, Version 52.8 (8); SEMCAD X Version 14.6.10 (7331)

1700 Right/Right Head with Tilt on Low Channel in LTE Band4 with 1RB/Area Scan (81x91x1): Interpolated grid: dx=1.200 mm, dy=1.200 mm

Maximum value of SAR (interpolated) = 0.0657 W/kg

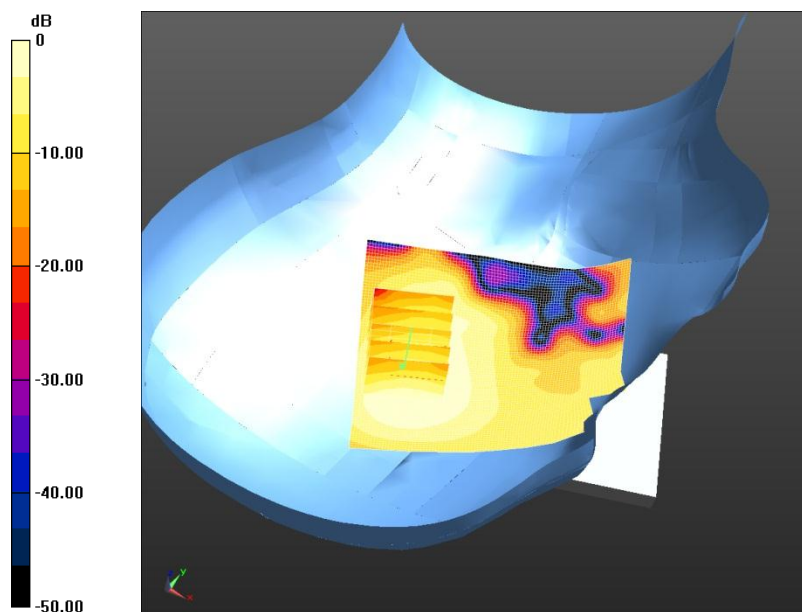
1700 Right/Right Head with Tilt on Low Channel in LTE Band4 with 1RB/Zoom Scan (5x5x7)/Cube 0: Measurement grid: dx=8mm, dy=8mm, dz=5mm

Reference Value = 6.145 V/m; Power Drift = 0.12 dB

Peak SAR (extrapolated) = 0.0900 W/kg

SAR(1 g) = 0.062 W/kg; SAR(10 g) = 0.039 W/kg

Maximum value of SAR (measured) = 0.0660 W/kg



0 dB = 0.0657 W/kg = -11.82 dBW/kg

MEAS. 75 Right Head with Tilt on Low Channel in LTE Band4 with 50%RB

Date/Time: 4/24/2016

Communication System Band: Band 4, E-UTRA/FDD (1710.0 - 1755.0 MHz); Frequency: 1720 MHz; Duty Cycle: 1:1

Medium parameters used (interpolated): $f = 1720$ MHz; $\sigma = 1.361$ S/m; $\epsilon_r = 39.298$; $\rho = 1000$ kg/m³

Phantom section: Right Section

Ambient Temperature: 21.9 Liquid Temperature: 21.4

DASY5 Configuration:

- Probe: EX3DV4 - SN7340; ConvF(8.22, 8.22, 8.22); Calibrated: 12/10/2015;
- Sensor-Surface: 4mm (Mechanical Surface Detection)
- Electronics: DAE4 Sn1454; Calibrated: 12/8/2015
- Phantom: SAM (30deg probe tilt) with CRP v5.0 Right 1857; Type: QD000P40CD; Serial: TP1857
- Measurement SW: DASY52, Version 52.8 (8); SEMCAD X Version 14.6.10 (7331)

1700 Right/Right Head with Tilt on Low Channel in LTE Band4 with 50%RB/Area Scan (81x91x1): Interpolated grid: dx=1.200 mm, dy=1.200 mm

Maximum value of SAR (interpolated) = 0.0310 W/kg

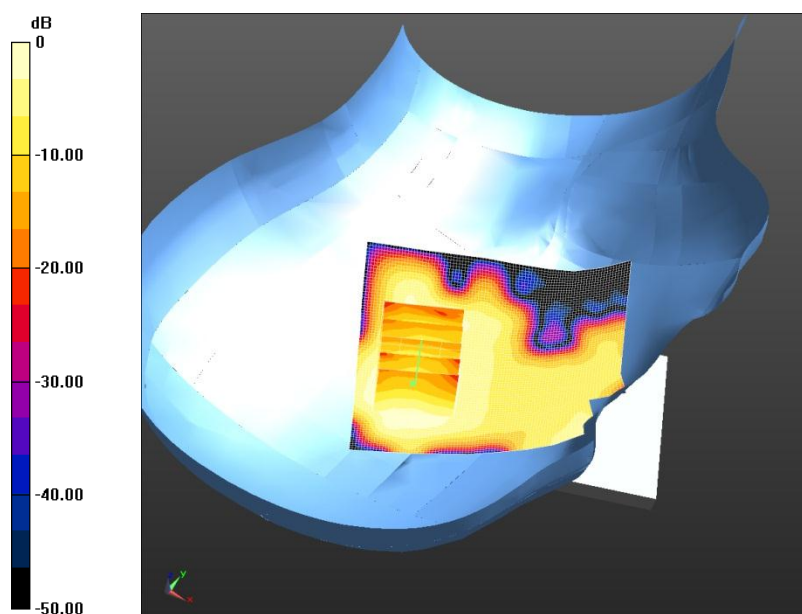
1700 Right/Right Head with Tilt on Low Channel in LTE Band4 with 50%RB/Zoom Scan (5x5x7)/Cube 0: Measurement grid: dx=8mm, dy=8mm, dz=5mm

Reference Value = 3.767 V/m; Power Drift = 0.10 dB

Peak SAR (extrapolated) = 0.0420 W/kg

SAR(1 g) = 0.029 W/kg; SAR(10 g) = 0.017 W/kg

Maximum value of SAR (measured) = 0.0304 W/kg



0 dB = 0.0310 W/kg = -15.09 dBW/kg

MEAS. 76 Body plane with Front side 10mm on Low Channel in LTE Band4 mode with 1RB

Date/Time: 4/28/2016

Communication System Band: Band 4, E-UTRA/FDD (1710.0 - 1755.0 MHz); Frequency: 1720 MHz; Duty Cycle: 1:1

Medium parameters used (interpolated): $f = 1720$ MHz; $\sigma = 1.444$ S/m; $\epsilon_r = 53.316$; $\rho = 1000$ kg/m³

Phantom section: Flat Section

Ambient Temperature: 22.0 Liquid Temperature: 21.5

DASY5 Configuration:

- Probe: EX3DV4 - SN7340; ConvF(7.87, 7.87, 7.87); Calibrated: 12/10/2015;
- Sensor-Surface: 4mm (Mechanical Surface Detection)
- Electronics: DAE4 Sn1454; Calibrated: 12/8/2015
- Phantom: SAM (30deg probe tilt) with CRP v5.0 Right 1857; Type: QD000P40CD; Serial: TP1857
- Measurement SW: DASY52, Version 52.8 (8); SEMCAD X Version 14.6.10 (7331)

1700Body/Body plane with Front side 10mm on Low Channel in LTE Band4 mode with 1RB/Area Scan (71x91x1): Interpolated grid: $dx=1.200$ mm, $dy=1.200$ mm

Maximum value of SAR (interpolated) = 0.349 W/kg

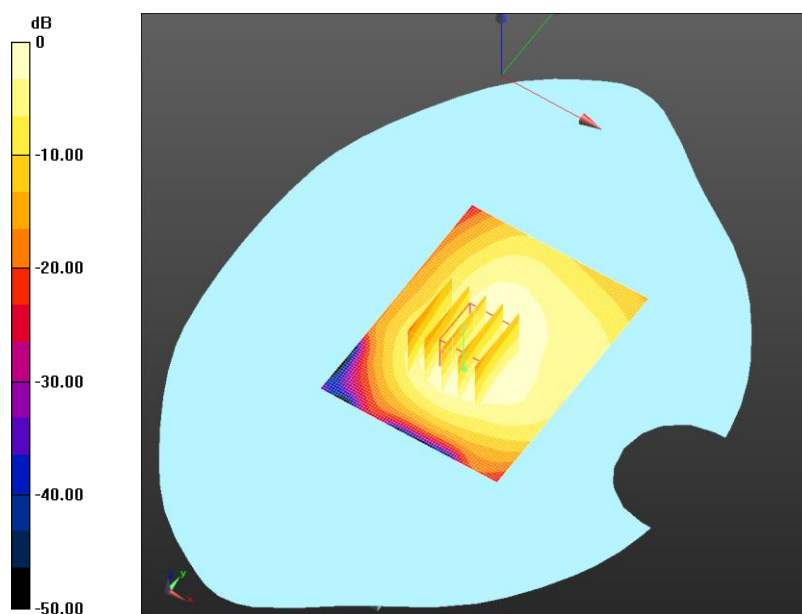
1700Body/Body plane with Front side 10mm on Low Channel in LTE Band4 mode with 1RB/Zoom Scan (5x5x7)/Cube 0: Measurement grid: $dx=8$ mm, $dy=8$ mm, $dz=5$ mm

Reference Value = 14.75 V/m; Power Drift = 0.02 dB

Peak SAR (extrapolated) = 0.527 W/kg

SAR(1 g) = 0.315 W/kg; SAR(10 g) = 0.195 W/kg

Maximum value of SAR (measured) = 0.338 W/kg



0 dB = 0.349 W/kg = -4.57 dBW/kg

MEAS. 77 Body plane with Front side 10mm on Low Channel in LTE Band4 mode with 50%RB

Date/Time: 4/28/2016

Communication System Band: Band 4, E-UTRA/FDD (1710.0 - 1755.0 MHz); Frequency: 1720 MHz; Duty Cycle: 1:1

Medium parameters used (interpolated): $f = 1720$ MHz; $\sigma = 1.444$ S/m; $\epsilon_r = 53.316$; $\rho = 1000$ kg/m³

Phantom section: Flat Section

Ambient Temperature: 22.0 Liquid Temperature: 21.5

DASY5 Configuration:

- Probe: EX3DV4 - SN7340; ConvF(7.87, 7.87, 7.87); Calibrated: 12/10/2015;
- Sensor-Surface: 4mm (Mechanical Surface Detection)
- Electronics: DAE4 Sn1454; Calibrated: 12/8/2015
- Phantom: SAM (30deg probe tilt) with CRP v5.0 Right 1857; Type: QD000P40CD; Serial: TP1857
- Measurement SW: DASY52, Version 52.8 (8); SEMCAD X Version 14.6.10 (7331)

1700Body/Body plane with Front side 10mm on Low Channel in LTE Band4 mode with 50%RB/Area Scan (71x91x1): Interpolated grid: dx=1.200 mm, dy=1.200 mm

Maximum value of SAR (interpolated) = 0.276 W/kg


1700Body/Body plane with Front side 10mm on Low Channel in LTE Band4 mode with 50%RB/Zoom Scan (5x5x7)/Cube 0: Measurement grid: dx=8mm, dy=8mm, dz=5mm

Reference Value = 13.17 V/m; Power Drift = 0.00 dB

Peak SAR (extrapolated) = 0.418 W/kg

SAR(1 g) = 0.250 W/kg; SAR(10 g) = 0.154 W/kg

Maximum value of SAR (measured) = 0.264 W/kg



0 dB = 0.264 W/kg = -5.78 dBW/kg

MEAS. 78 Body plane with Back side 10mm on Low Channel in

LTE Band4 mode with 1RB

Date/Time: 4/28/2016

Communication System Band: Band 4, E-UTRA/FDD (1710.0 - 1755.0 MHz); Frequency: 1720 MHz; Duty Cycle: 1:1

Medium parameters used (interpolated): $f = 1720$ MHz; $\sigma = 1.444$ S/m; $\epsilon_r = 53.316$; $\rho = 1000$ kg/m³

Phantom section: Flat Section

Ambient Temperature: 22.0 Liquid Temperature: 21.5

DASY5 Configuration:

- Probe: EX3DV4 - SN7340; ConvF(7.87, 7.87, 7.87); Calibrated: 12/10/2015;
- Sensor-Surface: 4mm (Mechanical Surface Detection)
- Electronics: DAE4 Sn1454; Calibrated: 12/8/2015
- Phantom: SAM (30deg probe tilt) with CRP v5.0 Right 1857; Type: QD000P40CD; Serial: TP1857
- Measurement SW: DASY52, Version 52.8 (8); SEMCAD X Version 14.6.10 (7331)

1700Body/Body plane with Back side 10mm on Low Channel in LTE Band4 mode with 1RB/Area Scan (71x91x1): Interpolated grid: dx=1.200 mm, dy=1.200 mm

Maximum value of SAR (interpolated) = 0.198 W/kg

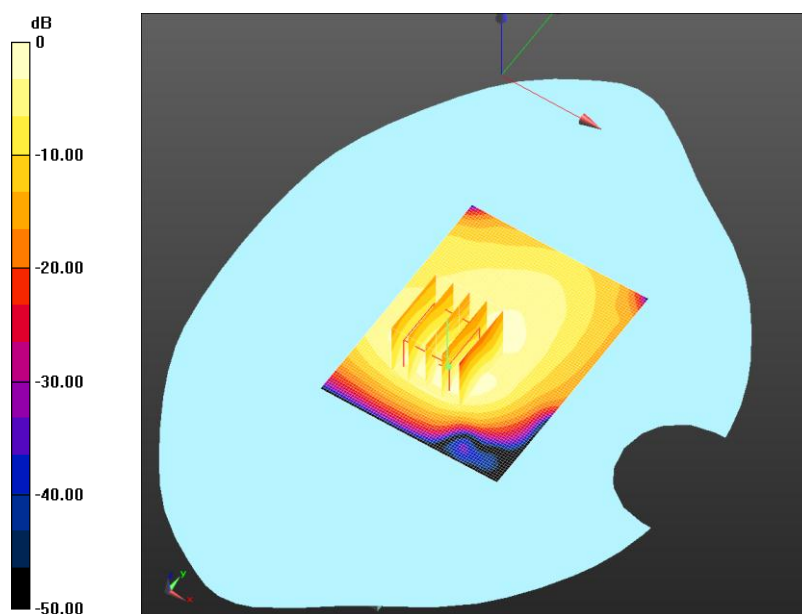
1700Body/Body plane with Back side 10mm on Low Channel in LTE Band4 mode with 1RB/Zoom Scan (5x5x7)/Cube 0: Measurement grid: dx=8mm, dy=8mm, dz=5mm

Reference Value = 9.254 V/m; Power Drift = 0.14 dB

Peak SAR (extrapolated) = 0.313 W/kg

SAR(1 g) = 0.172 W/kg; SAR(10 g) = 0.089 W/kg

Maximum value of SAR (measured) = 0.199 W/kg



0 dB = 0.198 W/kg = -7.03 dBW/kg

MEAS. 79 Body plane with Back side 10mm on Low Channel in LTE Band4 mode with 50%RB

Date/Time: 4/28/2016

Communication System Band: Band 4, E-UTRA/FDD (1710.0 - 1755.0 MHz); Frequency: 1720 MHz; Duty Cycle: 1:1

Medium parameters used (interpolated): $f = 1720$ MHz; $\sigma = 1.444$ S/m; $\epsilon_r = 53.316$; $\rho = 1000$ kg/m³

Phantom section: Flat Section

Ambient Temperature: 22.0 Liquid Temperature: 21.5

DASY5 Configuration:

- Probe: EX3DV4 - SN7340; ConvF(7.87, 7.87, 7.87); Calibrated: 12/10/2015;
- Sensor-Surface: 4mm (Mechanical Surface Detection)
- Electronics: DAE4 Sn1454; Calibrated: 12/8/2015
- Phantom: SAM (30deg probe tilt) with CRP v5.0 Right 1857; Type: QD000P40CD; Serial: TP1857
- Measurement SW: DASY52, Version 52.8 (8); SEMCAD X Version 14.6.10 (7331)

1700Body/Body plane with Back side 10mm on Low Channel in LTE Band4 mode with 50%RB/Area Scan (71x91x1): Interpolated grid: $dx=1.200$ mm, $dy=1.200$ mm

Maximum value of SAR (interpolated) = 0.153 W/kg

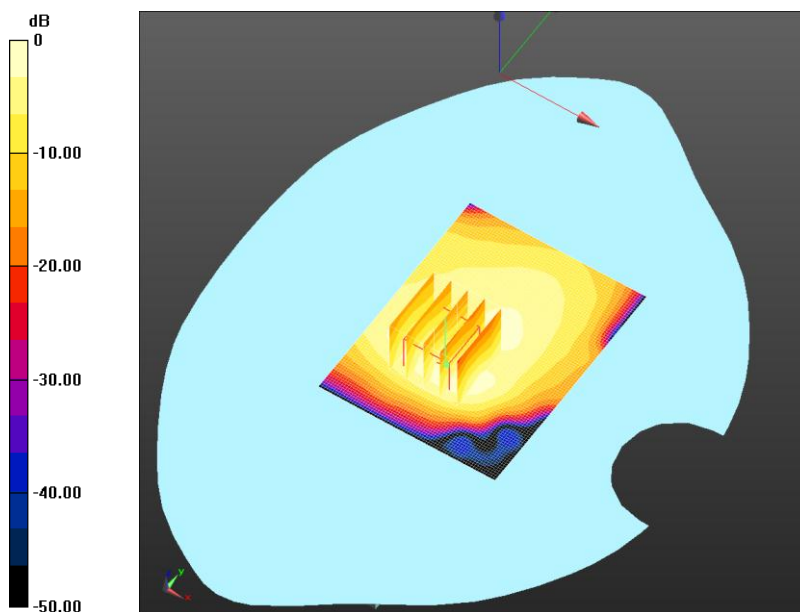
1700Body/Body plane with Back side 10mm on Low Channel in LTE Band4 mode with 50%RB/Zoom Scan (5x5x7)/Cube 0: Measurement grid: $dx=8$ mm, $dy=8$ mm, $dz=5$ mm

Reference Value = 8.103 V/m; Power Drift = 0.16 dB

Peak SAR (extrapolated) = 0.249 W/kg

SAR(1 g) = 0.134 W/kg; SAR(10 g) = 0.069 W/kg

Maximum value of SAR (measured) = 0.155 W/kg



0 dB = 0.153 W/kg = -8.15 dBW/kg

MEAS. 80 Body plane with Left Edge 10mm on Low Channel in LTE Band4 mode with 1RB

Date/Time: 4/28/2016

Communication System Band: Band 4, E-UTRA/FDD (1710.0 - 1755.0 MHz); Frequency: 1720 MHz; Duty Cycle: 1:1

Medium parameters used (interpolated): $f = 1720$ MHz; $\sigma = 1.444$ S/m; $\epsilon_r = 53.316$; $\rho = 1000$ kg/m³

Phantom section: Flat Section

Ambient Temperature: 22.0 Liquid Temperature: 21.5

DASY5 Configuration:

- Probe: EX3DV4 - SN7340; ConvF(7.87, 7.87, 7.87); Calibrated: 12/10/2015;
- Sensor-Surface: 4mm (Mechanical Surface Detection)
- Electronics: DAE4 Sn1454; Calibrated: 12/8/2015
- Phantom: SAM (30deg probe tilt) with CRP v5.0 Right 1857; Type: QD000P40CD; Serial: TP1857
- Measurement SW: DASY52, Version 52.8 (8); SEMCAD X Version 14.6.10 (7331)

1700Body/Body plane with Left Edge 10mm on Low Channel in LTE Band4 mode with 1RB/Area Scan (71x91x1): Interpolated grid: $dx=1.200$ mm, $dy=1.200$ mm

Maximum value of SAR (interpolated) = 0.0216 W/kg


1700Body/Body plane with Left Edge 10mm on Low Channel in LTE Band4 mode with 1RB/Zoom Scan (5x5x7)/Cube 0: Measurement grid: $dx=8$ mm, $dy=8$ mm, $dz=5$ mm

Reference Value = 2.189 V/m; Power Drift = -0.08 dB

Peak SAR (extrapolated) = 0.0190 W/kg

SAR(1 g) = 0.011 W/kg; SAR(10 g) = 0.0058 W/kg

Maximum value of SAR (measured) = 0.0122 W/kg



0 dB = 0.0216 W/kg = -16.66 dBW/kg

MEAS. 81 Body plane with Left Edge 10mm on Low Channel in LTE Band4 mode with 50%RB

Date/Time: 4/28/2016

Communication System Band: Band 4, E-UTRA/FDD (1710.0 - 1755.0 MHz); Frequency: 1720 MHz; Duty Cycle: 1:1

Medium parameters used (interpolated): $f = 1720$ MHz; $\sigma = 1.444$ S/m; $\epsilon_r = 53.316$; $\rho = 1000$ kg/m³

Phantom section: Flat Section

Ambient Temperature: 22.0 Liquid Temperature: 21.5

DASY5 Configuration:

- Probe: EX3DV4 - SN7340; ConvF(7.87, 7.87, 7.87); Calibrated: 12/10/2015;
- Sensor-Surface: 4mm (Mechanical Surface Detection)
- Electronics: DAE4 Sn1454; Calibrated: 12/8/2015
- Phantom: SAM (30deg probe tilt) with CRP v5.0 Right 1857; Type: QD000P40CD; Serial: TP1857
- Measurement SW: DASY52, Version 52.8 (8); SEMCAD X Version 14.6.10 (7331)

1700Body/Body plane with Left Edge 10mm on Low Channel in LTE Band4 mode with 50%RB/Area Scan (71x91x1): Interpolated grid: $dx=1.200$ mm, $dy=1.200$ mm

Maximum value of SAR (interpolated) = 0.0148 W/kg


1700Body/Body plane with Left Edge 10mm on Low Channel in LTE Band4 mode with 50%RB/Zoom Scan (5x5x7)/Cube 0: Measurement grid: $dx=8$ mm, $dy=8$ mm, $dz=5$ mm

Reference Value = 2.149 V/m; Power Drift = 0.12 dB

Peak SAR (extrapolated) = 0.0110 W/kg

SAR(1 g) = 0.00723 W/kg; SAR(10 g) = 0.00352 W/kg

Maximum value of SAR (measured) = 0.00855 W/kg



0 dB = 0.00855 W/kg = -20.68 dBW/kg

MEAS. 82 Body plane with Right Edge 10mm on Low Channel in LTE Band4 mode with 1RB

Date/Time: 4/28/2016

Communication System Band: Band 4, E-UTRA/FDD (1710.0 - 1755.0 MHz); Frequency: 1720 MHz; Duty Cycle: 1:1

Medium parameters used (interpolated): $f = 1720$ MHz; $\sigma = 1.444$ S/m; $\epsilon_r = 53.316$; $\rho = 1000$ kg/m³

Phantom section: Flat Section

Ambient Temperature: 22.0 Liquid Temperature: 21.5

DASY5 Configuration:

- Probe: EX3DV4 - SN7340; ConvF(7.87, 7.87, 7.87); Calibrated: 12/10/2015;
- Sensor-Surface: 4mm (Mechanical Surface Detection)
- Electronics: DAE4 Sn1454; Calibrated: 12/8/2015
- Phantom: SAM (30deg probe tilt) with CRP v5.0 Right 1857; Type: QD000P40CD; Serial: TP1857
- Measurement SW: DASY52, Version 52.8 (8); SEMCAD X Version 14.6.10 (7331)

1700Body/Body plane with Right Edge 10mm on Low Channel in LTE Band4 mode with 1RB/Area Scan (71x91x1): Interpolated grid: dx=1.200 mm, dy=1.200 mm

Maximum value of SAR (interpolated) = 0.141 W/kg

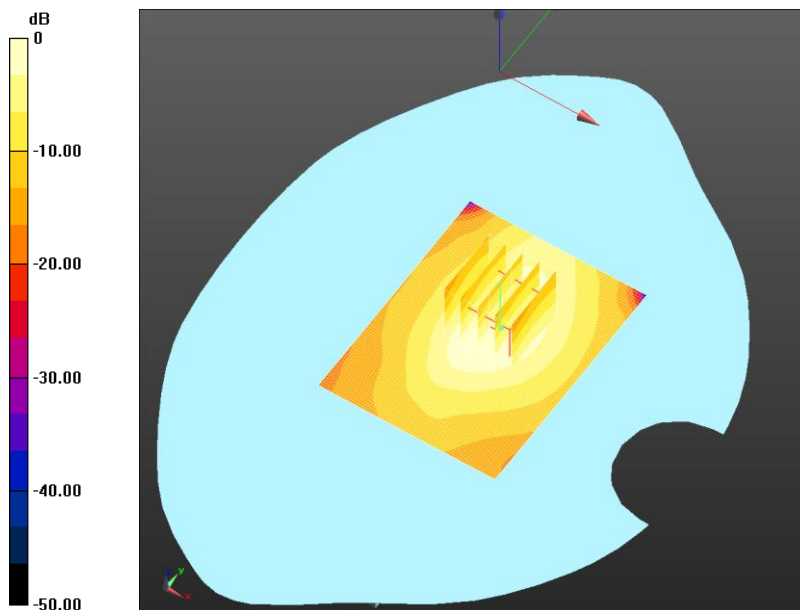
1700Body/Body plane with Right Edge 10mm on Low Channel in LTE Band4 mode with 1RB/Zoom Scan (5x5x7)/Cube 0: Measurement grid: dx=8mm, dy=8mm, dz=5mm

Reference Value = 8.617 V/m; Power Drift = -0.05 dB

Peak SAR (extrapolated) = 0.194 W/kg

SAR(1 g) = 0.128 W/kg; SAR(10 g) = 0.079 W/kg

Maximum value of SAR (measured) = 0.139 W/kg



0 dB = 0.141 W/kg = -8.51 dBW/kg

MEAS. 83 Body plane with Right Edge 10mm on Low Channel in LTE Band4 mode with 50%RB

Date/Time: 4/28/2016

Communication System Band: Band 4, E-UTRA/FDD (1710.0 - 1755.0 MHz); Frequency: 1720 MHz; Duty Cycle: 1:1

Medium parameters used (interpolated): $f = 1720$ MHz; $\sigma = 1.444$ S/m; $\epsilon_r = 53.316$; $\rho = 1000$ kg/m³

Phantom section: Flat Section

Ambient Temperature: 22.0 Liquid Temperature: 21.5

DASY5 Configuration:

- Probe: EX3DV4 - SN7340; ConvF(7.87, 7.87, 7.87); Calibrated: 12/10/2015;
- Sensor-Surface: 4mm (Mechanical Surface Detection)
- Electronics: DAE4 Sn1454; Calibrated: 12/8/2015
- Phantom: SAM (30deg probe tilt) with CRP v5.0 Right 1857; Type: QD000P40CD; Serial: TP1857
- Measurement SW: DASY52, Version 52.8 (8); SEMCAD X Version 14.6.10 (7331)

1700Body/Body plane with Right Edge 10mm on Low Channel in LTE Band4 mode with 50%RB/Area Scan (71x91x1): Interpolated grid: $dx=1.200$ mm, $dy=1.200$ mm

Maximum value of SAR (interpolated) = 0.109 W/kg

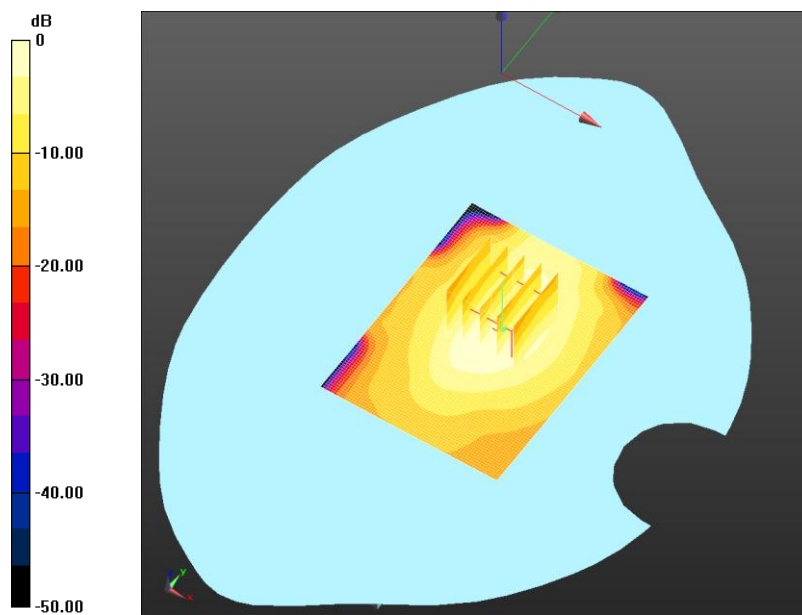
1700Body/Body plane with Right Edge 10mm on Low Channel in LTE Band4 mode with 50%RB/Zoom Scan (5x5x7)/Cube 0: Measurement grid: $dx=8$ mm, $dy=8$ mm, $dz=5$ mm

Reference Value = 7.479 V/m; Power Drift = 0.05 dB

Peak SAR (extrapolated) = 0.149 W/kg

SAR(1 g) = 0.099 W/kg; SAR(10 g) = 0.060 W/kg

Maximum value of SAR (measured) = 0.107 W/kg



0 dB = 0.109 W/kg = -9.63 dBW/kg

MEAS. 84 Body plane with Bottom Edge 10mm on Low Channel in LTE Band4 mode with 1RB

Date/Time: 4/28/2016

Communication System Band: Band 4, E-UTRA/FDD (1710.0 - 1755.0 MHz); Frequency: 1720 MHz; Duty Cycle: 1:1

Medium parameters used (interpolated): $f = 1720$ MHz; $\sigma = 1.444$ S/m; $\epsilon_r = 53.316$; $\rho = 1000$ kg/m³

Phantom section: Flat Section

Ambient Temperature: 22.0 Liquid Temperature: 21.5

DASY5 Configuration:

- Probe: EX3DV4 - SN7340; ConvF(7.87, 7.87, 7.87); Calibrated: 12/10/2015;
- Sensor-Surface: 4mm (Mechanical Surface Detection)
- Electronics: DAE4 Sn1454; Calibrated: 12/8/2015
- Phantom: SAM (30deg probe tilt) with CRP v5.0 Right 1857; Type: QD000P40CD; Serial: TP1857
- Measurement SW: DASY52, Version 52.8 (8); SEMCAD X Version 14.6.10 (7331)

1700Body/Body plane with Bottom Edge 10mm on Low Channel in LTE Band4 mode with 1RB/Area Scan (71x91x1): Interpolated grid: $dx=1.200$ mm, $dy=1.200$ mm

Maximum value of SAR (interpolated) = 0.338 W/kg


1700Body/Body plane with Bottom Edge 10mm on Low Channel in LTE Band4 mode with 1RB/Zoom Scan (5x5x7)/Cube 0: Measurement grid: $dx=8$ mm, $dy=8$ mm, $dz=5$ mm

Reference Value = 13.39 V/m; Power Drift = 0.05 dB

Peak SAR (extrapolated) = 0.485 W/kg

SAR(1 g) = 0.287 W/kg; SAR(10 g) = 0.161 W/kg

Maximum value of SAR (measured) = 0.319 W/kg



0 dB = 0.338 W/kg = -4.71 dBW/kg

MEAS. 85 Body plane with Bottom Edge 10mm on Low Channel in LTE Band4 mode with 50%RB

Date/Time: 4/28/2016

Communication System Band: Band 4, E-UTRA/FDD (1710.0 - 1755.0 MHz); Frequency: 1720 MHz; Duty Cycle: 1:1

Medium parameters used (interpolated): $f = 1720$ MHz; $\sigma = 1.444$ S/m; $\epsilon_r = 53.316$; $\rho = 1000$ kg/m³

Phantom section: Flat Section

Ambient Temperature: 22.0 Liquid Temperature: 21.5

DASY5 Configuration:

- Probe: EX3DV4 - SN7340; ConvF(7.87, 7.87, 7.87); Calibrated: 12/10/2015;
- Sensor-Surface: 4mm (Mechanical Surface Detection)
- Electronics: DAE4 Sn1454; Calibrated: 12/8/2015
- Phantom: SAM (30deg probe tilt) with CRP v5.0 Right 1857; Type: QD000P40CD; Serial: TP1857
- Measurement SW: DASY52, Version 52.8 (8); SEMCAD X Version 14.6.10 (7331)

1700Body/Body plane with Bottom Edge 10mm on Low Channel in LTE Band4 mode with 50%RB/Area Scan (71x91x1): Interpolated grid: $dx=1.200$ mm, $dy=1.200$ mm

Maximum value of SAR (interpolated) = 0.258 W/kg

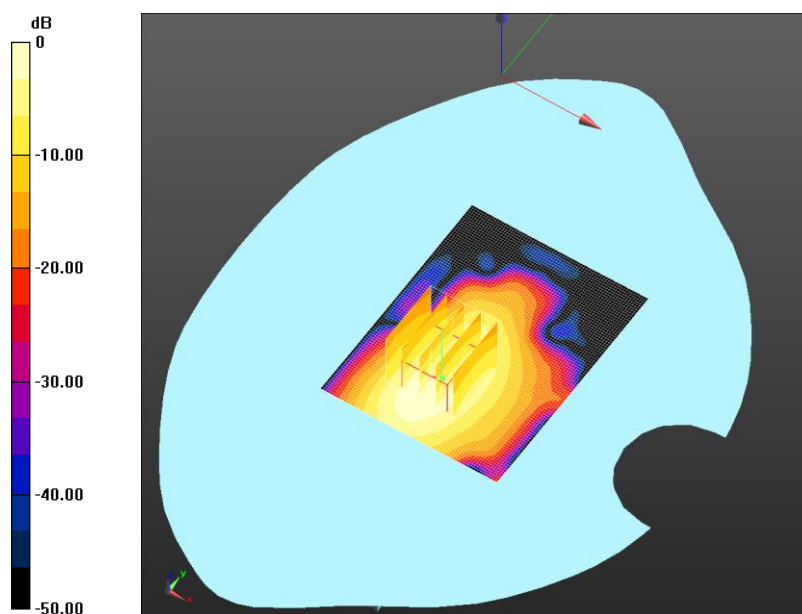
1700Body/Body plane with Bottom Edge 10mm on Low Channel in LTE Band4 mode with 50%RB/Zoom Scan (5x5x7)/Cube 0: Measurement grid: $dx=8$ mm, $dy=8$ mm, $dz=5$ mm

Reference Value = 11.70 V/m; Power Drift = 0.03 dB

Peak SAR (extrapolated) = 0.373 W/kg

SAR(1 g) = 0.219 W/kg; SAR(10 g) = 0.123 W/kg

Maximum value of SAR (measured) = 0.244 W/kg



0 dB = 0.258 W/kg = -5.88 dBW/kg

MEAS. 86 Left Head with Cheek on Middle Channel in LTE

Band5 with 1RB

Date/Time: 4/22/2016

Communication System Band: Band 5, E-UTRA/FDD (824.0 - 849.0 MHz); Frequency: 836.5 MHz; Duty Cycle: 1:1

Medium parameters used (interpolated): $f = 836.5$ MHz; $\sigma = 0.92$ S/m; $\epsilon_r = 41.471$; $\rho = 1000$ kg/m³

Phantom section: Left Section

Ambient Temperature: 22.1 Liquid Temperature: 21.5

DASY5 Configuration:

- Probe: EX3DV4 - SN7340; ConvF(9.56, 9.56, 9.56); Calibrated: 12/10/2015;
- Sensor-Surface: 4mm (Mechanical Surface Detection)
- Electronics: DAE4 Sn1454; Calibrated: 12/8/2015
- Phantom: SAM (30deg probe tilt) with CRP v5.0 on left 1859; Type: QD000P40CD; Serial: TP:1859
- Measurement SW: DASY52, Version 52.8 (8); SEMCAD X Version 14.6.10 (7331)

850 Left/Left Head with Cheek on Middle Channel in LTE Band5 with 1RB/Area Scan (71x81x1): Interpolated grid: $dx=1.200$ mm, $dy=1.200$ mm
Maximum value of SAR (interpolated) = 0.132 W/kg

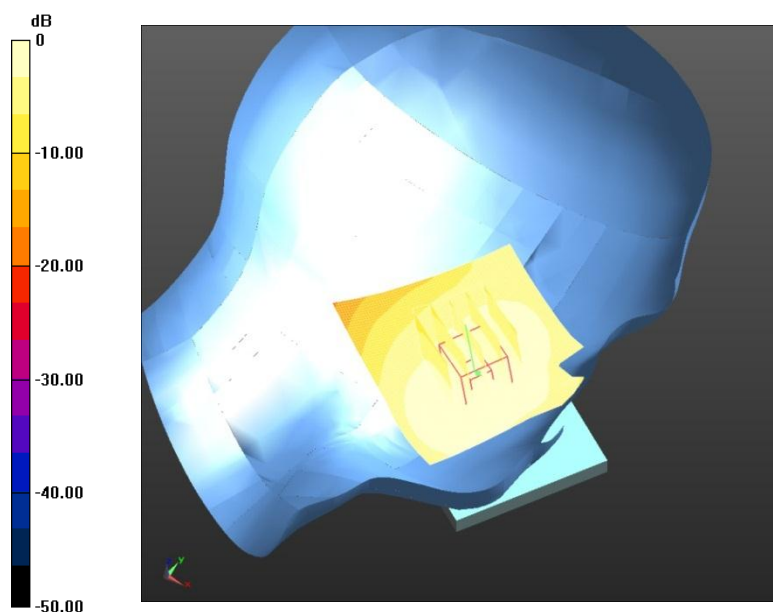
850 Left/Left Head with Cheek on Middle Channel in LTE Band5 with 1RB/Zoom Scan (5x5x7)/Cube 0: Measurement grid: $dx=8$ mm, $dy=8$ mm, $dz=5$ mm

Reference Value = 3.314 V/m; Power Drift = 0.15 dB

Peak SAR (extrapolated) = 0.151 W/kg

SAR(1 g) = 0.125 W/kg; SAR(10 g) = 0.097 W/kg

Maximum value of SAR (measured) = 0.131 W/kg



0 dB = 0.132 W/kg = -8.79 dBW/kg

MEAS. 87 Left Head with Cheek on Middle Channel in LTE

Band5 with 50%RB

Date/Time: 4/22/2016

Communication System Band: Band 5, E-UTRA/FDD (824.0 - 849.0 MHz); Frequency: 836.5 MHz; Duty Cycle: 1:1

Medium parameters used (interpolated): $f = 836.5$ MHz; $\sigma = 0.92$ S/m; $\epsilon_r = 41.471$; $\rho = 1000$ kg/m³

Phantom section: Left Section

Ambient Temperature: 22.1 Liquid Temperature: 21.5

DASY5 Configuration:

- Probe: EX3DV4 - SN7340; ConvF(9.56, 9.56, 9.56); Calibrated: 12/10/2015;
- Sensor-Surface: 4mm (Mechanical Surface Detection)
- Electronics: DAE4 Sn1454; Calibrated: 12/8/2015
- Phantom: SAM (30deg probe tilt) with CRP v5.0 on left 1859; Type: QD000P40CD; Serial: TP:1859
- Measurement SW: DASY52, Version 52.8 (8); SEMCAD X Version 14.6.10 (7331)

850 Left/Left Head with Cheek on Middle Channel in LTE Band5 with 50%RB/Area Scan (71x81x1): Interpolated grid: $dx=1.200$ mm, $dy=1.200$ mm

Maximum value of SAR (interpolated) = 0.103 W/kg

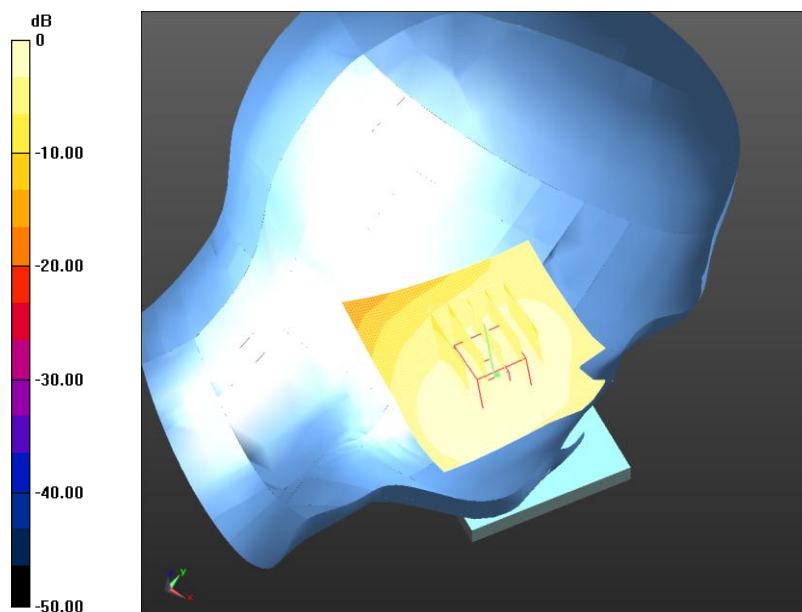
850 Left/Left Head with Cheek on Middle Channel in LTE Band5 with 50%RB/Zoom Scan (5x5x7)/Cube 0: Measurement grid: $dx=8$ mm, $dy=8$ mm, $dz=5$ mm

Reference Value = 2.603 V/m; Power Drift = 0.14 dB

Peak SAR (extrapolated) = 0.118 W/kg

SAR(1 g) = 0.097 W/kg; SAR(10 g) = 0.075 W/kg

Maximum value of SAR (measured) = 0.102 W/kg



0 dB = 0.103 W/kg = -9.87 dBW/kg

MEAS. 88 Left Head with Tilt on Middle Channel in LTE Band5 with 1RB

Date/Time: 4/22/2016

Communication System Band: Band 5, E-UTRA/FDD (824.0 - 849.0 MHz); Frequency: 836.5 MHz; Duty Cycle: 1:1

Medium parameters used (interpolated): $f = 836.5$ MHz; $\sigma = 0.92$ S/m; $\epsilon_r = 41.471$; $\rho = 1000$ kg/m³

Phantom section: Left Section

Ambient Temperature: 22.1 Liquid Temperature: 21.5

DASY5 Configuration:

- Probe: EX3DV4 - SN7340; ConvF(9.56, 9.56, 9.56); Calibrated: 12/10/2015;
- Sensor-Surface: 4mm (Mechanical Surface Detection)
- Electronics: DAE4 Sn1454; Calibrated: 12/8/2015
- Phantom: SAM (30deg probe tilt) with CRP v5.0 on left 1859; Type: QD000P40CD; Serial: TP:1859
- Measurement SW: DASY52, Version 52.8 (8); SEMCAD X Version 14.6.10 (7331)

850 Left/Left Head with Tilt on Middle Channel in LTE Band5 with 1RB/Area Scan (71x71x1): Interpolated grid: dx=1.200 mm, dy=1.200 mm

Maximum value of SAR (interpolated) = 0.0999 W/kg

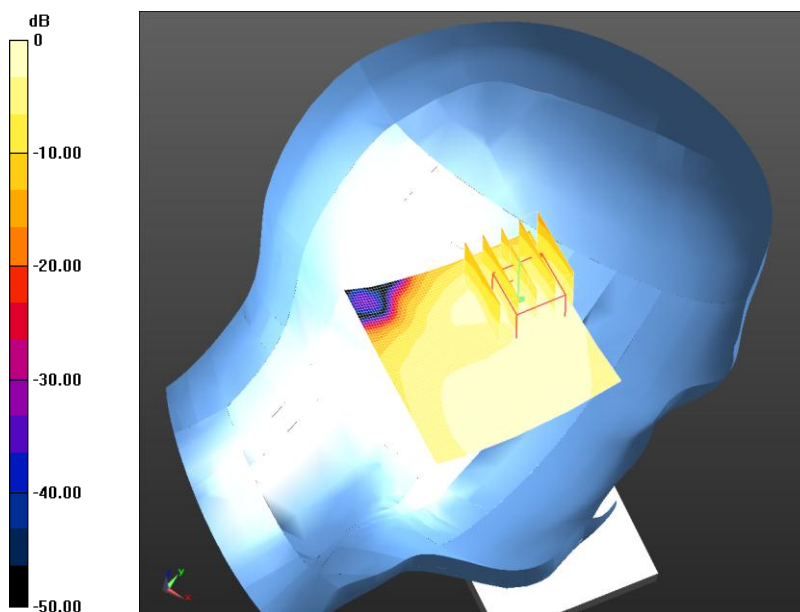
850 Left/Left Head with Tilt on Middle Channel in LTE Band5 with 1RB/Zoom Scan (5x5x7)/Cube 0: Measurement grid: dx=8mm, dy=8mm, dz=5mm

Reference Value = 5.208 V/m; Power Drift = -0.17 dB

Peak SAR (extrapolated) = 0.163 W/kg

SAR(1 g) = 0.087 W/kg; SAR(10 g) = 0.053 W/kg

Maximum value of SAR (measured) = 0.0973 W/kg



0 dB = 0.0999 W/kg = -10.00 dBW/kg

MEAS. 89 Left Head with Tilt on Middle Channel in LTE Band5 with 50%RB

Date/Time: 4/22/2016

Communication System Band: Band 5, E-UTRA/FDD (824.0 - 849.0 MHz); Frequency: 836.5 MHz; Duty Cycle: 1:1

Medium parameters used (interpolated): $f = 836.5$ MHz; $\sigma = 0.92$ S/m; $\epsilon_r = 41.471$; $\rho = 1000$ kg/m³

Phantom section: Left Section

Ambient Temperature: 22.1 Liquid Temperature: 21.5

DASY5 Configuration:

- Probe: EX3DV4 - SN7340; ConvF(9.56, 9.56, 9.56); Calibrated: 12/10/2015;
- Sensor-Surface: 4mm (Mechanical Surface Detection)
- Electronics: DAE4 Sn1454; Calibrated: 12/8/2015
- Phantom: SAM (30deg probe tilt) with CRP v5.0 on left 1859; Type: QD000P40CD; Serial: TP:1859
- Measurement SW: DASY52, Version 52.8 (8); SEMCAD X Version 14.6.10 (7331)

850 Left/Left Head with Tilt on Middle Channel in LTE Band5 with 50%RB/Area Scan (71x71x1): Interpolated grid: $dx=1.200$ mm, $dy=1.200$ mm

Maximum value of SAR (interpolated) = 0.0739 W/kg

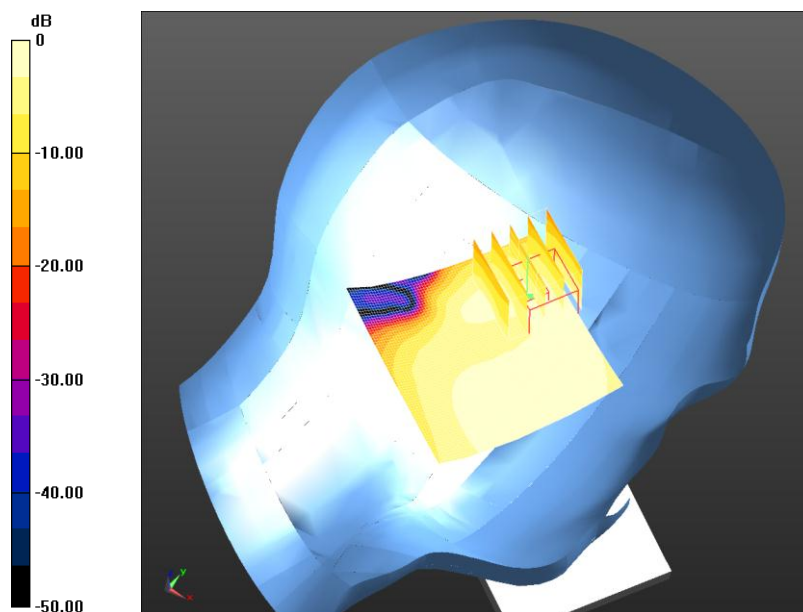
850 Left/Left Head with Tilt on Middle Channel in LTE Band5 with 50%RB/Zoom Scan (5x5x7)/Cube 0: Measurement grid: $dx=8$ mm, $dy=8$ mm, $dz=5$ mm

Reference Value = 4.391 V/m; Power Drift = 0.16 dB

Peak SAR (extrapolated) = 0.119 W/kg

SAR(1 g) = 0.064 W/kg; SAR(10 g) = 0.038 W/kg

Maximum value of SAR (measured) = 0.0731 W/kg



0 dB = 0.0739 W/kg = -11.31 dBW/kg

MEAS. 90 Right Head with Cheek on Middle Channel in TLE

Band5 mode with 1RB

Date/Time: 4/22/2016

Communication System Band: Band 5, E-UTRA/FDD (824.0 - 849.0 MHz); Frequency: 836.5 MHz; Duty Cycle: 1:1

Medium parameters used (interpolated): $f = 836.5$ MHz; $\sigma = 0.92$ S/m; $\epsilon_r = 41.471$; $\rho = 1000$ kg/m³

Phantom section: Right Section

Ambient Temperature: 22.1 Liquid Temperature: 21.5

DASY5 Configuration:

- Probe: EX3DV4 - SN7340; ConvF(9.56, 9.56, 9.56); Calibrated: 12/10/2015;
- Sensor-Surface: 4mm (Mechanical Surface Detection)
- Electronics: DAE4 Sn1454; Calibrated: 12/8/2015
- Phantom: SAM (30deg probe tilt) with CRP v5.0 on left 1859; Type: QD000P40CD; Serial: TP:1859
- Measurement SW: DASY52, Version 52.8 (8); SEMCAD X Version 14.6.10 (7331)

850 Right/Right Head with Cheek on Middle Channel in TLE Band5 mode with 1RB/Area Scan (71x71x1): Interpolated grid: dx=1.200 mm, dy=1.200 mm

Maximum value of SAR (interpolated) = 0.148 W/kg

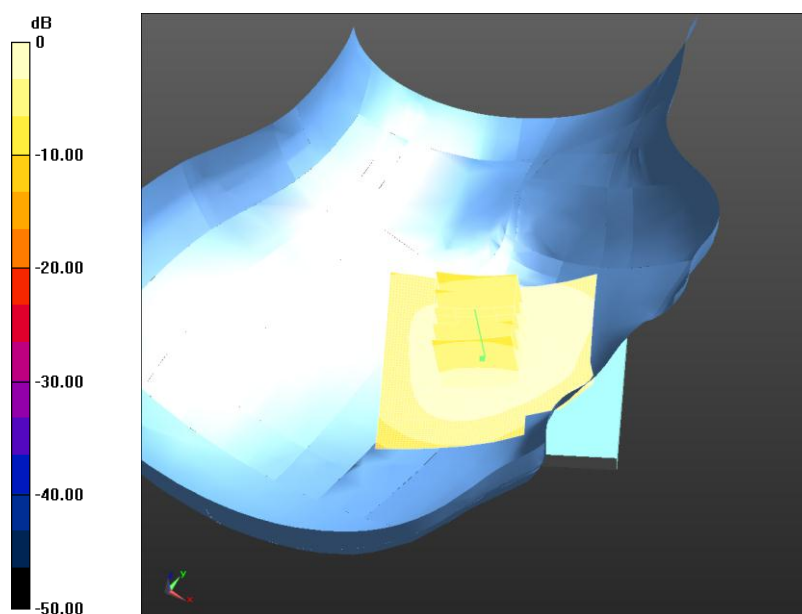
850 Right/Right Head with Cheek on Middle Channel in TLE Band5 mode with 1RB/Zoom Scan (5x5x7)/Cube 0: Measurement grid: dx=8mm, dy=8mm, dz=5mm

Reference Value = 4.686 V/m; Power Drift = 0.17 dB

Peak SAR (extrapolated) = 0.170 W/kg

SAR(1 g) = 0.139 W/kg; SAR(10 g) = 0.108 W/kg

Maximum value of SAR (measured) = 0.146 W/kg



0 dB = 0.148 W/kg = -8.30 dBW/kg

MEAS. 91 Right Head with Cheek on Middle Channel in TLE

Band5 mode with 50%RB

Date/Time: 4/22/2016

Communication System Band: Band 5, E-UTRA/FDD (824.0 - 849.0 MHz); Frequency: 836.5 MHz; Duty Cycle: 1:1

Medium parameters used (interpolated): $f = 836.5$ MHz; $\sigma = 0.92$ S/m; $\epsilon_r = 41.471$; $\rho = 1000$ kg/m³

Ambient Temperature: 22.1 Liquid Temperature: 21.5

DASY5 Configuration:

- Probe: EX3DV4 - SN7340; ConvF(9.56, 9.56, 9.56); Calibrated: 12/10/2015;
- Sensor-Surface: 4mm (Mechanical Surface Detection)
- Electronics: DAE4 Sn1454; Calibrated: 12/8/2015
- Phantom: SAM (30deg probe tilt) with CRP v5.0 on left 1859; Type: QD000P40CD; Serial: TP:1859
- Measurement SW: DASY52, Version 52.8 (8); SEMCAD X Version 14.6.10 (7331)

850 Right/Right Head with Cheek on Middle Channel in TLE Band5 mode with 50%RB/Area Scan (71x71x1): Interpolated grid: dx=1.200 mm, dy=1.200 mm

Maximum value of SAR (interpolated) = 0.121 W/kg

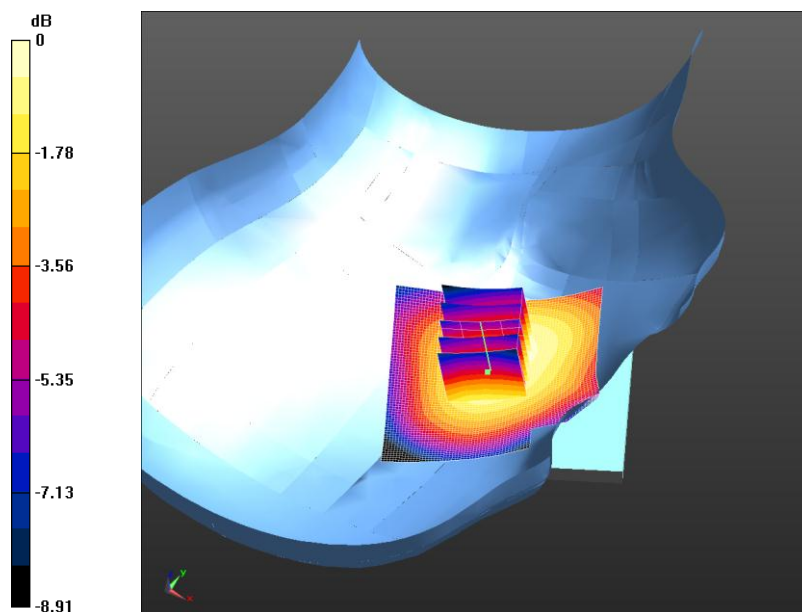
850 Right/Right Head with Cheek on Middle Channel in TLE Band5 mode with 50%RB/Zoom Scan (5x5x7)/Cube 0: Measurement grid: dx=8mm, dy=8mm, dz=5mm

Reference Value = 3.687 V/m; Power Drift = 0.17 dB

Peak SAR (extrapolated) = 0.144 W/kg

SAR(1 g) = 0.117 W/kg; SAR(10 g) = 0.090 W/kg

Maximum value of SAR (measured) = 0.123 W/kg



0 dB = 0.123 W/kg = -9.10 dBW/kg

MEAS. 92 Right Head with Tilt on Middle Channel in TLE

Band5 mode with 1RB

Date/Time: 4/22/2016

Communication System Band: Band 5, E-UTRA/FDD (824.0 - 849.0 MHz); Frequency: 836.5 MHz; Duty Cycle: 1:1

Medium parameters used (interpolated): $f = 836.5$ MHz; $\sigma = 0.92$ S/m; $\epsilon_r = 41.471$; $\rho = 1000$ kg/m³

Phantom section: Right Section

Ambient Temperature: 22.1 Liquid Temperature: 21.5

DASY5 Configuration:

- Probe: EX3DV4 - SN7340; ConvF(9.56, 9.56, 9.56); Calibrated: 12/10/2015;
- Sensor-Surface: 4mm (Mechanical Surface Detection)
- Electronics: DAE4 Sn1454; Calibrated: 12/8/2015
- Phantom: SAM (30deg probe tilt) with CRP v5.0 on left 1859; Type: QD000P40CD; Serial: TP:1859
- Measurement SW: DASY52, Version 52.8 (8); SEMCAD X Version 14.6.10 (7331)

850 Right/Right Head with Tilt on Middle Channel in TLE Band5 mode with 1RB/Area Scan (81x71x1): Interpolated grid: dx=1.200 mm, dy=1.200 mm

Maximum value of SAR (interpolated) = 0.0696 W/kg

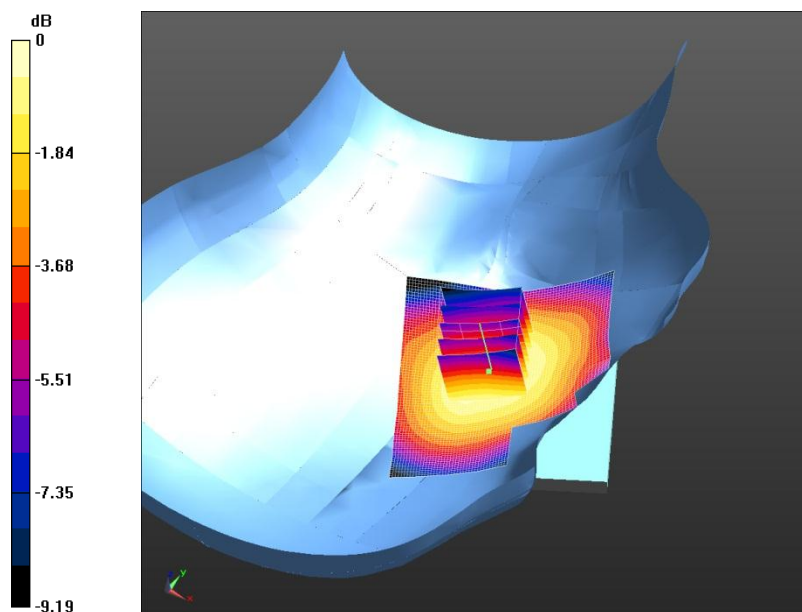
850 Right/Right Head with Tilt on Middle Channel in TLE Band5 mode with 1RB/Zoom Scan (5x5x7)/Cube 0: Measurement grid: dx=8mm, dy=8mm, dz=5mm

Reference Value = 5.238 V/m; Power Drift = 0.12 dB

Peak SAR (extrapolated) = 0.0870 W/kg

SAR(1 g) = 0.066 W/kg; SAR(10 g) = 0.051 W/kg

Maximum value of SAR (measured) = 0.0684 W/kg



0 dB = 0.0684 W/kg = -11.65 dBW/kg

MEAS. 93 Right Head with Tilt on Middle Channel in TLE

Band5 mode with 50%RB

Date/Time: 4/22/2016

Communication System Band: Band 5, E-UTRA/FDD (824.0 - 849.0 MHz); Frequency: 836.5 MHz; Duty Cycle: 1:1

Medium parameters used (interpolated): $f = 836.5$ MHz; $\sigma = 0.92$ S/m; $\epsilon_r = 41.471$; $\rho = 1000$ kg/m³

Phantom section: Right Section

Ambient Temperature: 22.1 Liquid Temperature: 21.5

DASY5 Configuration:

- Probe: EX3DV4 - SN7340; ConvF(9.56, 9.56, 9.56); Calibrated: 12/10/2015;
- Sensor-Surface: 4mm (Mechanical Surface Detection)
- Electronics: DAE4 Sn1454; Calibrated: 12/8/2015
- Phantom: SAM (30deg probe tilt) with CRP v5.0 on left 1859; Type: QD000P40CD; Serial: TP:1859
- Measurement SW: DASY52, Version 52.8 (8); SEMCAD X Version 14.6.10 (7331)

850 Right/Right Head with Tilt on Middle Channel in TLE Band5 mode with 50%RB/Area Scan (81x81x1): Interpolated grid: $dx=1.200$ mm, $dy=1.200$ mm

Maximum value of SAR (interpolated) = 0.0559 W/kg

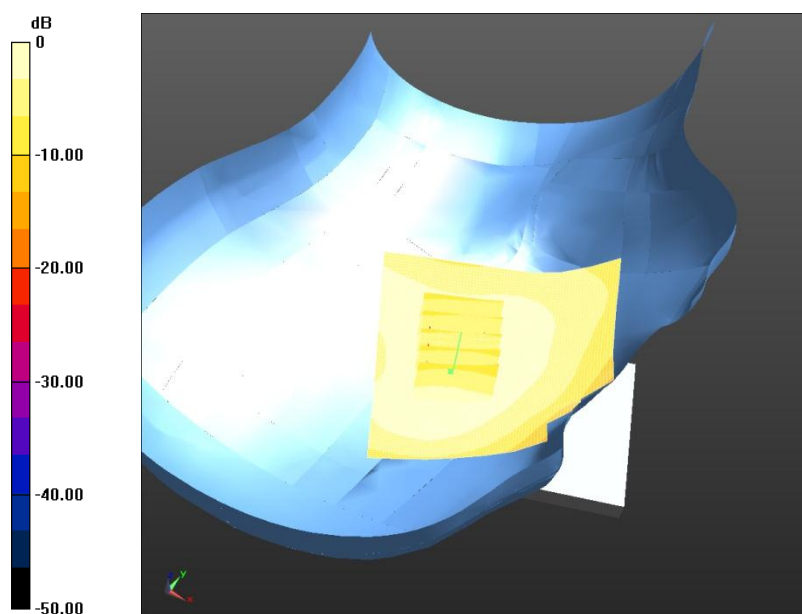
850 Right/Right Head with Tilt on Middle Channel in TLE Band5 mode with 50%RB/Zoom Scan (5x5x7)/Cube 0: Measurement grid: $dx=8$ mm, $dy=8$ mm, $dz=5$ mm

Reference Value = 5.324 V/m; Power Drift = -0.16 dB

Peak SAR (extrapolated) = 0.0680 W/kg

SAR(1 g) = 0.052 W/kg; SAR(10 g) = 0.040 W/kg

Maximum value of SAR (measured) = 0.0544 W/kg



0 dB = 0.0559 W/kg = -12.53 dBW/kg

MEAS. 94 Body plane with Front Side 10mm on Middle Channel in LTE Band5 mode with 1RB

Date/Time: 4/25/2016

Communication System Band: Band 5, E-UTRA/FDD (824.0 - 849.0 MHz); Frequency: 836.5 MHz; Duty Cycle: 1:1

Medium parameters used (interpolated): $f = 836.5$ MHz; $\sigma = 0.96$ S/m; $\epsilon_r = 55.859$; $\rho = 1000$ kg/m³

Phantom section: Flat Section

Ambient Temperature: 21.8 Liquid Temperature: 21.1

DASY5 Configuration:

- Probe: EX3DV4 - SN7340; ConvF(9.83, 9.83, 9.83); Calibrated: 12/10/2015;
- Sensor-Surface: 4mm (Mechanical Surface Detection)
- Electronics: DAE4 Sn1454; Calibrated: 12/8/2015
- Phantom: SAM (30deg probe tilt) with CRP v5.0 Right 1857; Type: QD000P40CD; Serial: TP1857
- Measurement SW: DASY52, Version 52.8 (8); SEMCAD X Version 14.6.10 (7331)

850 Body/Body plane with Front Side 10mm on Middle Channel in LTE Band5 mode with 1RB/Area Scan (71x71x1): Interpolated grid: $dx=1.200$ mm, $dy=1.200$ mm

Maximum value of SAR (interpolated) = 0.157 W/kg


850 Body/Body plane with Front Side 10mm on Middle Channel in LTE Band5 mode with 1RB/Zoom Scan (5x5x7)/Cube 0: Measurement grid: $dx=8$ mm, $dy=8$ mm, $dz=5$ mm

Reference Value = 12.00 V/m; Power Drift = 0.03 dB

Peak SAR (extrapolated) = 0.243 W/kg

SAR(1 g) = 0.147 W/kg; SAR(10 g) = 0.089 W/kg

Maximum value of SAR (measured) = 0.156 W/kg



0 dB = 0.156 W/kg = -8.07 dBW/kg

MEAS. 95 Body plane with Front Side 10mm on Middle

Channel in LTE Band5 mode with 50%RB

Date/Time: 4/25/2016

Communication System Band: Band 5, E-UTRA/FDD (824.0 - 849.0 MHz); Frequency: 836.5 MHz; Duty Cycle: 1:1

Medium parameters used (interpolated): $f = 836.5$ MHz; $\sigma = 0.96$ S/m; $\epsilon_r = 55.859$; $\rho = 1000$ kg/m³

Phantom section: Flat Section

Ambient Temperature: 21.8 Liquid Temperature: 21.1

DASY5 Configuration:

- Probe: EX3DV4 - SN7340; ConvF(9.83, 9.83, 9.83); Calibrated: 12/10/2015;
- Sensor-Surface: 4mm (Mechanical Surface Detection)
- Electronics: DAE4 Sn1454; Calibrated: 12/8/2015
- Phantom: SAM (30deg probe tilt) with CRP v5.0 Right 1857; Type: QD000P40CD; Serial: TP1857
- Measurement SW: DASY52, Version 52.8 (8); SEMCAD X Version 14.6.10 (7331)

850 Body/Body plane with Front Side 10mm on Middle Channel in LTE Band5 mode with 50%RB/Area Scan (71x71x1): Interpolated grid: $dx=1.200$ mm, $dy=1.200$ mm

Maximum value of SAR (interpolated) = 0.103 W/kg


850 Body/Body plane with Front Side 10mm on Middle Channel in LTE Band5 mode with 50%RB/Zoom Scan (5x5x7)/Cube 0: Measurement grid: $dx=8$ mm, $dy=8$ mm, $dz=5$ mm

Reference Value = 10.02 V/m; Power Drift = 0.04 dB

Peak SAR (extrapolated) = 0.156 W/kg

SAR(1 g) = 0.095 W/kg; SAR(10 g) = 0.058 W/kg

Maximum value of SAR (measured) = 0.103 W/kg



0 dB = 0.103 W/kg = -9.87 dBW/kg

MEAS. 96 Body plane with Back Side 10mm on Middle Channel in LTE Band5 mode with 1RB

Date/Time: 4/25/2016

Communication System Band: Band 5, E-UTRA/FDD (824.0 - 849.0 MHz); Frequency: 836.5 MHz; Duty Cycle: 1:1

Medium parameters used (interpolated): $f = 836.5$ MHz; $\sigma = 0.96$ S/m; $\epsilon_r = 55.859$; $\rho = 1000$ kg/m³

Phantom section: Flat Section

Ambient Temperature: 21.8 Liquid Temperature: 21.1

DASY5 Configuration:

- Probe: EX3DV4 - SN7340; ConvF(9.83, 9.83, 9.83); Calibrated: 12/10/2015;
- Sensor-Surface: 4mm (Mechanical Surface Detection)
- Electronics: DAE4 Sn1454; Calibrated: 12/8/2015
- Phantom: SAM (30deg probe tilt) with CRP v5.0 Right 1857; Type: QD000P40CD; Serial: TP1857
- Measurement SW: DASY52, Version 52.8 (8); SEMCAD X Version 14.6.10 (7331)

850 Body/Body plane with Back Side 10mm on Middle Channel in LTE Band5 mode with 1RB/Area Scan (71x71x1): Interpolated grid: $dx=1.200$ mm, $dy=1.200$ mm

Maximum value of SAR (interpolated) = 0.165 W/kg

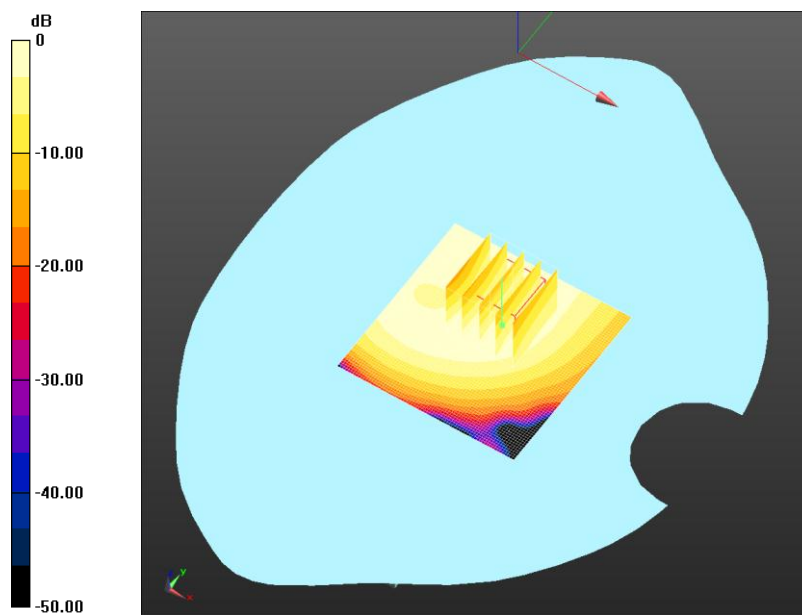
850 Body/Body plane with Back Side 10mm on Middle Channel in LTE Band5 mode with 1RB/Zoom Scan (5x5x7)/Cube 0: Measurement grid: $dx=8$ mm, $dy=8$ mm, $dz=5$ mm

Reference Value = 12.88 V/m; Power Drift = 0.03 dB

Peak SAR (extrapolated) = 0.252 W/kg

SAR(1 g) = 0.152 W/kg; SAR(10 g) = 0.099 W/kg

Maximum value of SAR (measured) = 0.164 W/kg



0 dB = 0.165 W/kg = -7.83 dBW/kg

MEAS. 97 Body plane with Back Side 10mm on Middle Channel in LTE Band5 mode with 50%RB

Date/Time: 4/25/2016

Communication System Band: Band 5, E-UTRA/FDD (824.0 - 849.0 MHz); Frequency: 836.5 MHz; Duty Cycle: 1:1

Medium parameters used (interpolated): $f = 836.5$ MHz; $\sigma = 0.96$ S/m; $\epsilon_r = 55.859$; $\rho = 1000$ kg/m³

Phantom section: Flat Section

Ambient Temperature: 21.8 Liquid Temperature: 21.1

DASY5 Configuration:

- Probe: EX3DV4 - SN7340; ConvF(9.83, 9.83, 9.83); Calibrated: 12/10/2015;
- Sensor-Surface: 4mm (Mechanical Surface Detection)
- Electronics: DAE4 Sn1454; Calibrated: 12/8/2015
- Phantom: SAM (30deg probe tilt) with CRP v5.0 Right 1857; Type: QD000P40CD; Serial: TP1857
- Measurement SW: DASY52, Version 52.8 (8); SEMCAD X Version 14.6.10 (7331)

850 Body/Body plane with Back Side 10mm on Middle Channel in LTE Band5 mode with 50%RB/Area Scan (71x71x1): Interpolated grid: $dx=1.200$ mm, $dy=1.200$ mm

Maximum value of SAR (interpolated) = 0.132 W/kg


850 Body/Body plane with Back Side 10mm on Middle Channel in LTE Band5 mode with 50%RB/Zoom Scan (5x5x7)/Cube 0: Measurement grid: $dx=8$ mm, $dy=8$ mm, $dz=5$ mm

Reference Value = 11.63 V/m; Power Drift = 0.03 dB

Peak SAR (extrapolated) = 0.212 W/kg

SAR(1 g) = 0.122 W/kg; SAR(10 g) = 0.078 W/kg

Maximum value of SAR (measured) = 0.131 W/kg



0 dB = 0.131 W/kg = -8.83 dBW/kg

MEAS. 98 Body plane with Left Edge 10mm on Middle Channel in LTE Band5 mode with 1RB

Date/Time: 4/25/2016

Communication System Band: Band 5, E-UTRA/FDD (824.0 - 849.0 MHz); Frequency: 836.5 MHz; Duty Cycle: 1:1

Medium parameters used (interpolated): $f = 836.5$ MHz; $\sigma = 0.96$ S/m; $\epsilon_r = 55.859$; $\rho = 1000$ kg/m³

Phantom section: Flat Section

Ambient Temperature: 21.8 Liquid Temperature: 21.1

DASY5 Configuration:

- Probe: EX3DV4 - SN7340; ConvF(9.83, 9.83, 9.83); Calibrated: 12/10/2015;
- Sensor-Surface: 4mm (Mechanical Surface Detection)
- Electronics: DAE4 Sn1454; Calibrated: 12/8/2015
- Phantom: SAM (30deg probe tilt) with CRP v5.0 Right 1857; Type: QD000P40CD; Serial: TP1857
- Measurement SW: DASY52, Version 52.8 (8); SEMCAD X Version 14.6.10 (7331)

850 Body/Body plane with Left Edge 10mm on Middle Channel in LTE Band5 mode with 1RB/Area Scan (71x71x1): Interpolated grid: $dx=1.200$ mm, $dy=1.200$ mm

Maximum value of SAR (interpolated) = 0.234 W/kg


850 Body/Body plane with Left Edge 10mm on Middle Channel in LTE Band5 mode with 1RB/Zoom Scan (5x5x7)/Cube 0: Measurement grid: $dx=8$ mm, $dy=8$ mm, $dz=5$ mm

Reference Value = 14.26 V/m; Power Drift = 0.04 dB

Peak SAR (extrapolated) = 0.306 W/kg

SAR(1 g) = 0.217 W/kg; SAR(10 g) = 0.147 W/kg

Maximum value of SAR (measured) = 0.233 W/kg



0 dB = 0.233 W/kg = -6.33 dBW/kg

MEAS. 99 Body plane with Left Edge 10mm on Middle Channel in LTE Band5 mode with 50%RB

Date/Time: 4/25/2016

Communication System Band: Band 5, E-UTRA/FDD (824.0 - 849.0 MHz); Frequency: 836.5 MHz; Duty Cycle: 1:1

Medium parameters used (interpolated): $f = 836.5$ MHz; $\sigma = 0.96$ S/m; $\epsilon_r = 55.859$; $\rho = 1000$ kg/m³

Phantom section: Flat Section

Ambient Temperature: 21.8 Liquid Temperature: 21.1

DASY5 Configuration:

- Probe: EX3DV4 - SN7340; ConvF(9.83, 9.83, 9.83); Calibrated: 12/10/2015;
- Sensor-Surface: 4mm (Mechanical Surface Detection)
- Electronics: DAE4 Sn1454; Calibrated: 12/8/2015
- Phantom: SAM (30deg probe tilt) with CRP v5.0 Right 1857; Type: QD000P40CD; Serial: TP1857
- Measurement SW: DASY52, Version 52.8 (8); SEMCAD X Version 14.6.10 (7331)

850 Body/Body plane with Left Edge 10mm on Middle Channel in LTE Band5 mode with 50%RB/Area Scan (71x71x1): Interpolated grid: dx=1.200 mm, dy=1.200 mm

Maximum value of SAR (interpolated) = 0.191 W/kg


850 Body/Body plane with Left Edge 10mm on Middle Channel in LTE Band5 mode with 50%RB/Zoom Scan (5x5x7)/Cube 0: Measurement grid: dx=8mm, dy=8mm, dz=5mm

Reference Value = 13.86 V/m; Power Drift = 0.01 dB

Peak SAR (extrapolated) = 0.248 W/kg

SAR(1 g) = 0.178 W/kg; SAR(10 g) = 0.123 W/kg

Maximum value of SAR (measured) = 0.190 W/kg



0 dB = 0.191 W/kg = -7.19 dBW/kg

MEAS. 100 Body plane with Right Edge 10mm on Middle

Channel in LTE Band5 mode with 1RB

Date/Time: 4/25/2016

Communication System Band: Band 5, E-UTRA/FDD (824.0 - 849.0 MHz); Frequency: 836.5 MHz; Duty Cycle: 1:1

Medium parameters used (interpolated): $f = 836.5$ MHz; $\sigma = 0.96$ S/m; $\epsilon_r = 55.859$; $\rho = 1000$ kg/m³

Phantom section: Flat Section

Ambient Temperature: 21.8 Liquid Temperature: 21.1

DASY5 Configuration:

- Probe: EX3DV4 - SN7340; ConvF(9.83, 9.83, 9.83); Calibrated: 12/10/2015;
- Sensor-Surface: 4mm (Mechanical Surface Detection)
- Electronics: DAE4 Sn1454; Calibrated: 12/8/2015
- Phantom: SAM (30deg probe tilt) with CRP v5.0 Right 1857; Type: QD000P40CD; Serial: TP1857
- Measurement SW: DASY52, Version 52.8 (8); SEMCAD X Version 14.6.10 (7331)

850 Body/Body plane with Right Edge 10mm on Middle Channel in LTE Band5 mode with 1RB/Area Scan (71x71x1): Interpolated grid: $dx=1.200$ mm, $dy=1.200$ mm

Maximum value of SAR (interpolated) = 0.117 W/kg

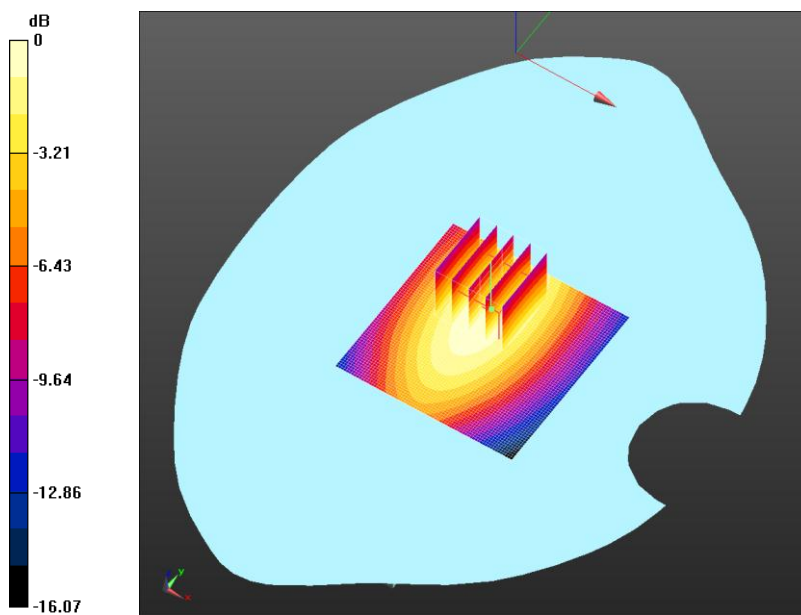
850 Body/Body plane with Right Edge 10mm on Middle Channel in LTE Band5 mode with 1RB/Zoom Scan (5x5x7)/Cube 0: Measurement grid: $dx=8$ mm, $dy=8$ mm, $dz=5$ mm

Reference Value = 10.66 V/m; Power Drift = 0.06 dB

Peak SAR (extrapolated) = 0.155 W/kg

SAR(1 g) = 0.109 W/kg; SAR(10 g) = 0.074 W/kg

Maximum value of SAR (measured) = 0.117 W/kg



0 dB = 0.117 W/kg = -9.32 dBW/kg

MEAS. 101 Body plane with Right Edge 10mm on Middle Channel in LTE Band5 mode with 50%RB

Date/Time: 4/25/2016

Communication System Band: Band 5, E-UTRA/FDD (824.0 - 849.0 MHz); Frequency: 836.5 MHz; Duty Cycle: 1:1

Medium parameters used (interpolated): $f = 836.5$ MHz; $\sigma = 0.96$ S/m; $\epsilon_r = 55.859$; $\rho = 1000$ kg/m³

Phantom section: Flat Section

Ambient Temperature: 21.8 Liquid Temperature: 21.1

DASY5 Configuration:

- Probe: EX3DV4 - SN7340; ConvF(9.83, 9.83, 9.83); Calibrated: 12/10/2015;
- Sensor-Surface: 4mm (Mechanical Surface Detection)
- Electronics: DAE4 Sn1454; Calibrated: 12/8/2015
- Phantom: SAM (30deg probe tilt) with CRP v5.0 Right 1857; Type: QD000P40CD; Serial: TP1857
- Measurement SW: DASY52, Version 52.8 (8); SEMCAD X Version 14.6.10 (7331)

850 Body/Body plane with Right Edge 10mm on Middle Channel in LTE Band5 mode with 50%RB/Area Scan (71x81x1): Interpolated grid: $dx=1.200$ mm, $dy=1.200$ mm

Maximum value of SAR (interpolated) = 0.106 W/kg

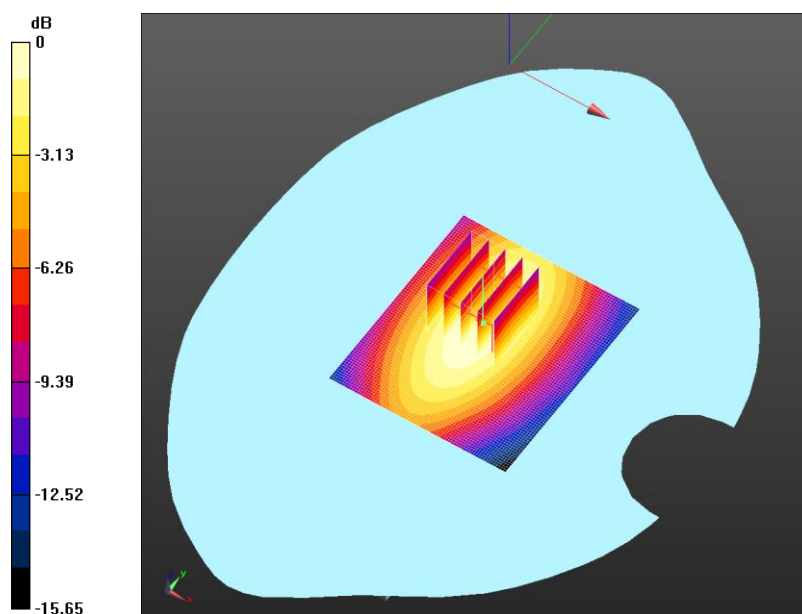
850 Body/Body plane with Right Edge 10mm on Middle Channel in LTE Band5 mode with 50%RB/Zoom Scan (5x5x7)/Cube 0: Measurement grid: $dx=8$ mm, $dy=8$ mm, $dz=5$ mm

Reference Value = 10.18 V/m; Power Drift = 0.05 dB

Peak SAR (extrapolated) = 0.141 W/kg

SAR(1 g) = 0.100 W/kg; SAR(10 g) = 0.068 W/kg

Maximum value of SAR (measured) = 0.107 W/kg



0 dB = 0.106 W/kg = -9.75 dBW/kg

MEAS. 102 Body plane with Bottom Edge 10mm on Middle

Channel in LTE Band5 mode with 1RB

Date/Time: 4/25/2016

Communication System Band: Band 5, E-UTRA/FDD (824.0 - 849.0 MHz); Frequency: 836.5 MHz; Duty Cycle: 1:1

Medium parameters used (interpolated): $f = 836.5$ MHz; $\sigma = 0.96$ S/m; $\epsilon_r = 55.859$; $\rho = 1000$ kg/m³

Phantom section: Flat Section

Ambient Temperature: 21.8 Liquid Temperature: 21.1

DASY5 Configuration:

- Probe: EX3DV4 - SN7340; ConvF(9.83, 9.83, 9.83); Calibrated: 12/10/2015;
- Sensor-Surface: 4mm (Mechanical Surface Detection)
- Electronics: DAE4 Sn1454; Calibrated: 12/8/2015
- Phantom: SAM (30deg probe tilt) with CRP v5.0 Right 1857; Type: QD000P40CD; Serial: TP1857
- Measurement SW: DASY52, Version 52.8 (8); SEMCAD X Version 14.6.10 (7331)

850 Body/Body plane with Bottom Edge 10mm on Middle Channel in LTE Band5 mode with 1RB/Area Scan (71x81x1): Interpolated grid: dx=1.200 mm, dy=1.200 mm

Maximum value of SAR (interpolated) = 0.0545 W/kg


850 Body/Body plane with Bottom Edge 10mm on Middle Channel in LTE Band5 mode with 1RB/Zoom Scan (5x5x7)/Cube 0: Measurement grid: dx=8mm, dy=8mm, dz=5mm

Reference Value = 6.686 V/m; Power Drift = -0.13 dB

Peak SAR (extrapolated) = 0.0820 W/kg

SAR(1 g) = 0.043 W/kg; SAR(10 g) = 0.021 W/kg

Maximum value of SAR (measured) = 0.0486 W/kg



0 dB = 0.0545 W/kg = -12.64 dBW/kg

MEAS. 103 Body plane with Bottom Edge 10mm on Middle Channel in LTE Band5 mode with 50%RB

Date/Time: 4/25/2016

Communication System Band: Band 5, E-UTRA/FDD (824.0 - 849.0 MHz); Frequency: 836.5 MHz; Duty Cycle: 1:1

Medium parameters used (interpolated): $f = 836.5$ MHz; $\sigma = 0.96$ S/m; $\epsilon_r = 55.859$; $\rho = 1000$ kg/m³

Phantom section: Flat Section

Ambient Temperature: 21.8 Liquid Temperature: 21.1

DASY5 Configuration:

- Probe: EX3DV4 - SN7340; ConvF(9.83, 9.83, 9.83); Calibrated: 12/10/2015;
- Sensor-Surface: 4mm (Mechanical Surface Detection)
- Electronics: DAE4 Sn1454; Calibrated: 12/8/2015
- Phantom: SAM (30deg probe tilt) with CRP v5.0 Right 1857; Type: QD000P40CD; Serial: TP1857
- Measurement SW: DASY52, Version 52.8 (8); SEMCAD X Version 14.6.10 (7331)

850 Body/Body plane with Bottom Edge 10mm on Middle Channel in LTE Band5 mode with 50%RB/Area Scan (71x71x1): Interpolated grid: dx=1.200 mm, dy=1.200 mm
Maximum value of SAR (interpolated) = 0.0419 W/kg

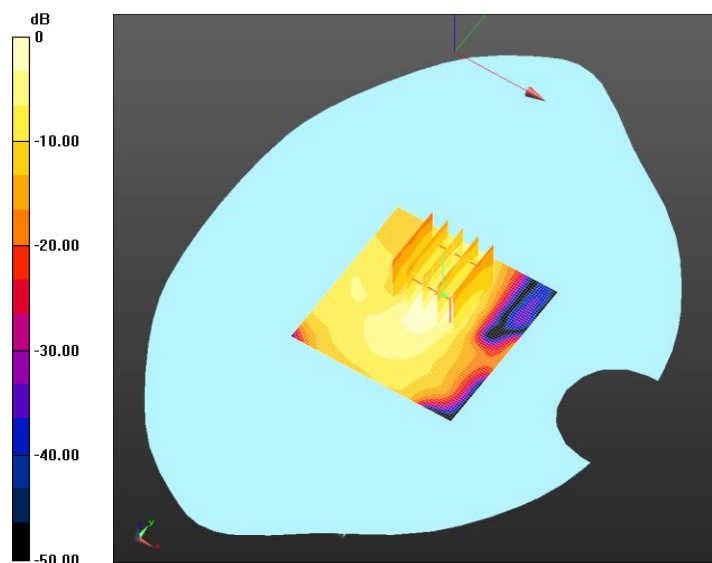
850 Body/Body plane with Bottom Edge 10mm on Middle Channel in LTE Band5 mode with 50%RB/Zoom Scan (5x5x7)/Cube 0: Measurement grid: dx=8mm, dy=8mm, dz=5mm

Reference Value = 5.841 V/m; Power Drift = -0.02 dB

Peak SAR (extrapolated) = 0.0700 W/kg

SAR(1 g) = 0.036 W/kg; SAR(10 g) = 0.018 W/kg

Maximum value of SAR (measured) = 0.0409 W/kg



0 dB = 0.0419 W/kg = -13.78 dBW/kg