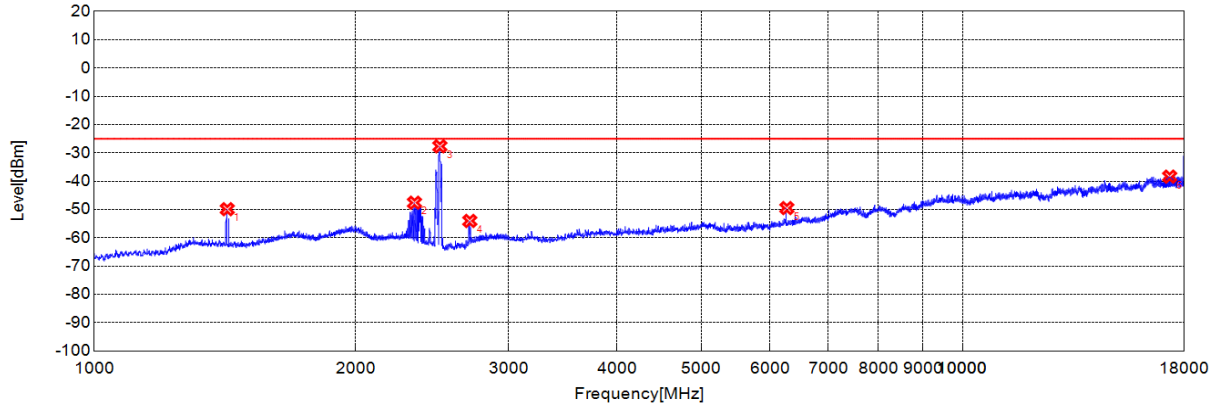


Test Graph



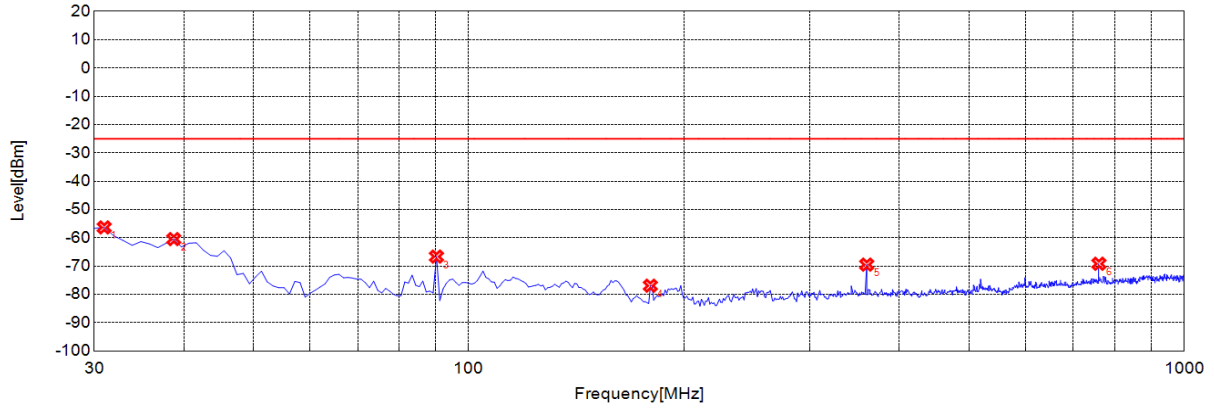
Final Test

Suspected List								
NO.	Freq. [MHz]	Level [dBm]	Limit [dBm]	Margin [dB]	Factor [dB]	Path [dB]	Air [dB]	Ant. Pol.
1	1422.8080	-49.9	-25.00	24.90	-12.06	-48.76	36.70	Horizontal
2	2337.7790	-47.62	-25.00	22.62	-9.26	-47.79	38.53	Horizontal
3	2500.5000	-27.69	-25.00	2.69	-10.96	-47.64	36.68	N/A
4	2707.2360	-54.05	-25.00	29.05	-10.35	-47.72	37.37	Horizontal
5	6275.5460	-49.51	-25.00	24.51	0.94	-41.10	42.04	Horizontal
6	17322.3870	-38.4	-25.00	13.40	22.82	-28.65	51.47	Horizontal

CA_41C Low 20M+20M QPSK 39750+39948 1G-18G H



Test Graph

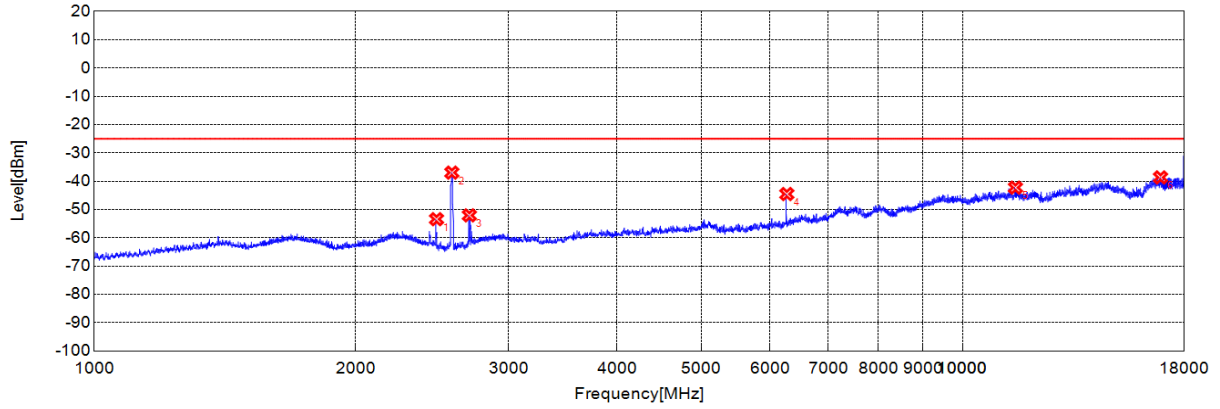


Final Test

Suspected List								
NO.	Freq. [MHz]	Level [dBm]	Limit [dBm]	Margin [dB]	Factor [dB]	Path [dB]	Air [dB]	Ant. Pol.
1	30.9710	-56.35	-25.00	31.35	-19.99	-42.64	22.65	Vertical
2	38.7390	-60.47	-25.00	35.47	-19.48	-42.62	23.14	Vertical
3	90.2000	-66.66	-25.00	41.66	-20.37	-42.58	22.21	Vertical
4	179.5300	-76.94	-25.00	51.94	-21.41	-42.85	21.44	Vertical
5	360.1300	-69.5	-25.00	44.50	-16.03	-41.88	25.85	Vertical
6	760.1700	-69.19	-25.00	44.19	-8.58	-40.49	31.91	Vertical

CA_41C Mid 20M+20M QPSK 40521+40719 30M-1G V

Test Graph

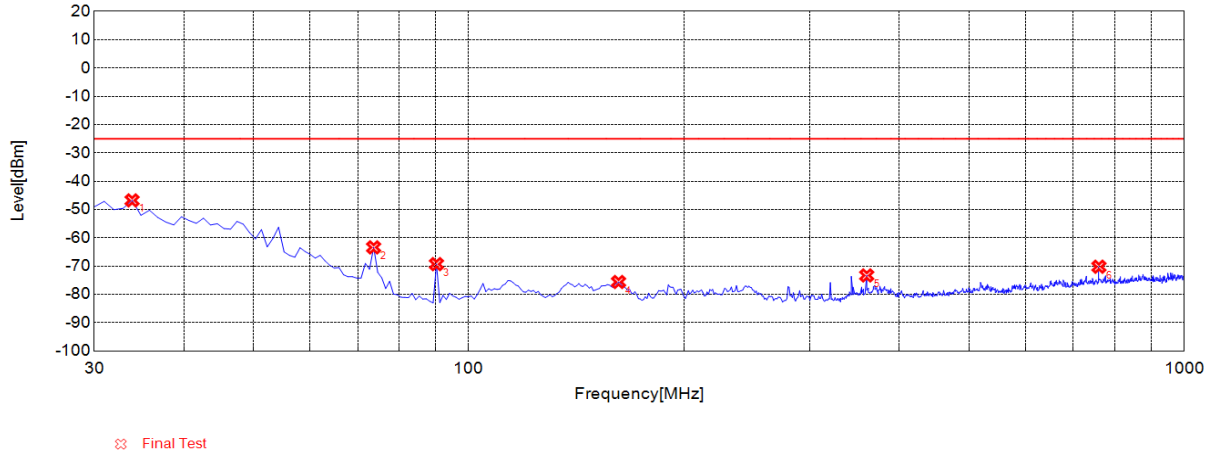


Final Test

Suspected List								
NO.	Freq. [MHz]	Level [dBm]	Limit [dBm]	Margin [dB]	Factor [dB]	Path [dB]	Air [dB]	Ant. Pol.
1	2478.4930	-53.43	-25.00	28.43	-10.98	-47.65	36.67	Vertical
2	2581.1940	-36.98	-25.00	11.98	-10.92	-47.67	36.75	N/A
3	2703.9010	-52.09	-25.00	27.09	-10.66	-47.73	37.07	Vertical
4	6275.5460	-44.55	-25.00	19.55	0.84	-41.10	41.94	Vertical
5	11506.4180	-42.28	-25.00	17.28	14.78	-35.01	49.79	Vertical
6	16907.3180	-38.69	-25.00	13.69	22.36	-29.39	51.75	Vertical

CA_41C Mid 20M+20M QPSK 40521+40719 1G-18G V

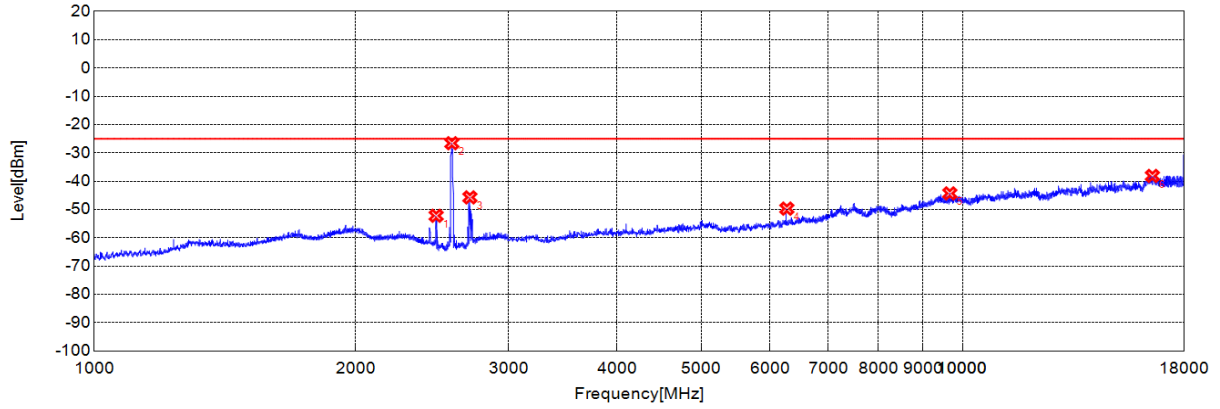
Test Graph



Suspected List								
NO.	Freq. [MHz]	Level [dBm]	Limit [dBm]	Margin [dB]	Factor [dB]	Path [dB]	Air [dB]	Ant. Pol.
1	33.8840	-46.79	-25.00	21.79	-12.90	-42.68	29.78	Horizontal
2	73.6940	-63.4	-25.00	38.40	-19.95	-42.46	22.51	Horizontal
3	90.2000	-69.32	-25.00	44.32	-22.79	-42.58	19.79	Horizontal
4	162.0520	-75.63	-25.00	50.63	-23.89	-42.83	18.94	Horizontal
5	360.1300	-73.32	-25.00	48.32	-16.48	-41.88	25.40	Horizontal
6	760.1700	-70.24	-25.00	45.24	-8.77	-40.49	31.72	Horizontal

CA_41C Mid 20M+20M QPSK 40521+40719 30M-1G H

Test Graph



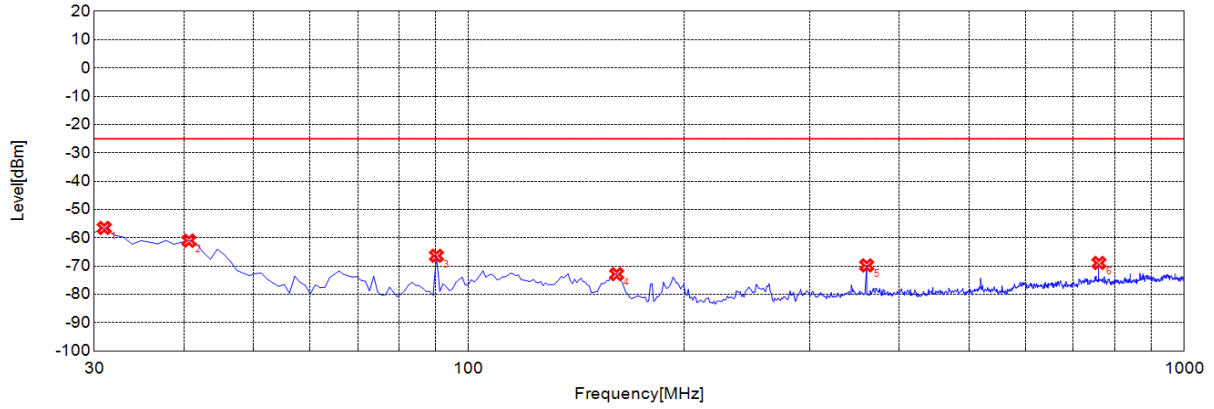
Final Test

Suspected List								
NO.	Freq. [MHz]	Level [dBm]	Limit [dBm]	Margin [dB]	Factor [dB]	Path [dB]	Air [dB]	Ant. Pol.
1	2475.8250	-52.23	-25.00	27.23	-10.83	-47.65	36.82	Horizontal
2	2581.1940	-26.59	-25.00	1.59	-10.79	-47.67	36.88	N/A
3	2707.9030	-45.73	-25.00	20.73	-10.34	-47.72	37.38	Horizontal
4	6275.5460	-49.71	-25.00	24.71	0.94	-41.10	42.04	Horizontal
5	9668.6110	-44.33	-25.00	19.33	11.48	-37.15	48.63	Horizontal
6	16547.2580	-38.15	-25.00	13.15	22.42	-29.13	51.55	Horizontal

CA_41C Mid 20M+20M QPSK 40521+40719 1G-18G H



Test Graph



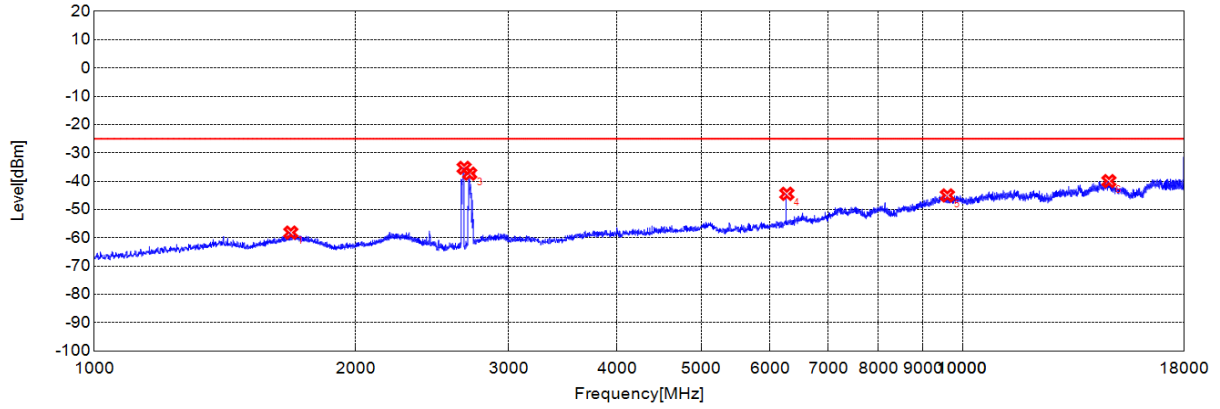
Final Test

Suspected List								
NO.	Freq. [MHz]	Level [dBm]	Limit [dBm]	Margin [dB]	Factor [dB]	Path [dB]	Air [dB]	Ant. Pol.
1	30.9710	-56.52	-25.00	31.52	-19.99	-42.64	22.65	Vertical
2	40.6810	-61.03	-25.00	36.03	-19.29	-42.58	23.29	Vertical
3	90.2000	-66.37	-25.00	41.37	-20.37	-42.58	22.21	Vertical
4	161.0810	-72.86	-25.00	47.86	-21.45	-42.83	21.38	Vertical
5	360.1300	-69.77	-25.00	44.77	-16.03	-41.88	25.85	Vertical
6	760.1700	-68.9	-25.00	43.90	-8.58	-40.49	31.91	Vertical

CA_41C High 20M+20M QPSK 41292+41490 30M-1G V



Test Graph

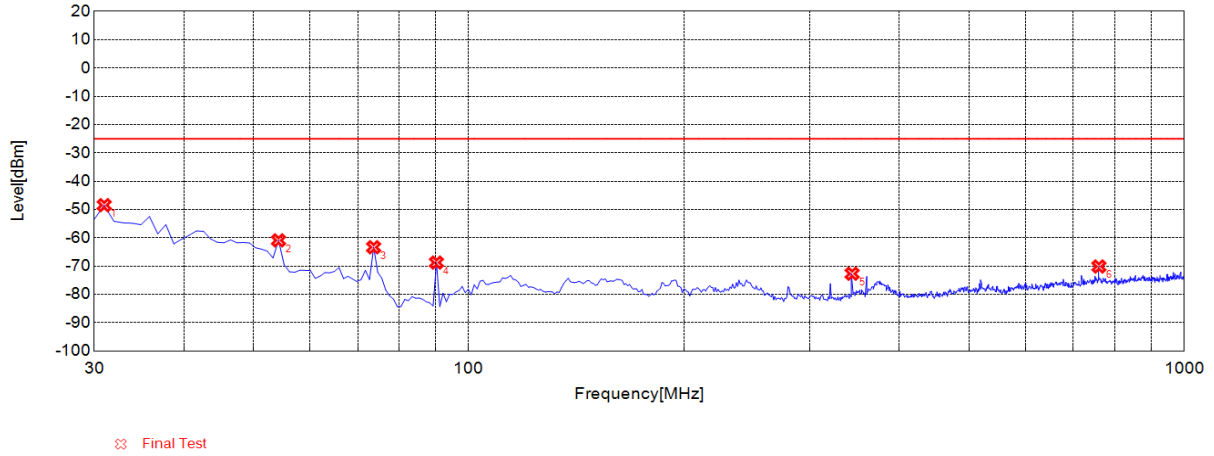


Final Test

Suspected List								
NO.	Freq. [MHz]	Level [dBm]	Limit [dBm]	Margin [dB]	Factor [dB]	Path [dB]	Air [dB]	Ant. Pol.
1	1684.2280	-58.17	-25.00	33.17	-9.82	-46.59	36.77	Vertical
2	2666.5560	-35.3	-25.00	10.30	-10.78	-47.73	36.95	N/A
3	2706.5690	-37.33	-25.00	12.33	-10.62	-47.72	37.10	Vertical
4	6275.5460	-44.47	-25.00	19.47	0.84	-41.10	41.94	Vertical
5	9606.1010	-45.03	-25.00	20.03	11.24	-37.49	48.73	Vertical
6	14744.4570	-39.98	-25.00	14.98	19.17	-31.35	50.52	Vertical

CA_41C High 20M+20M QPSK 41292+41490 1G-18G V

Test Graph

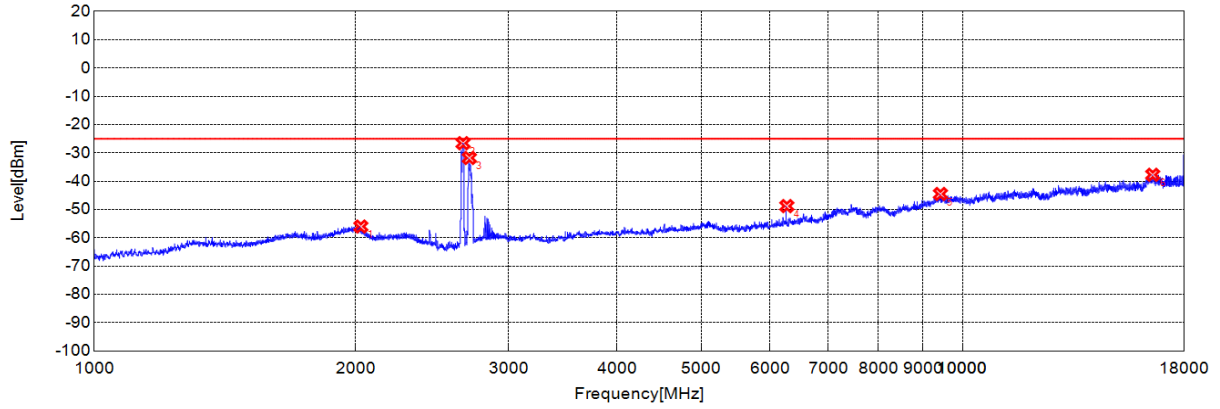


Suspected List								
NO.	Freq. [MHz]	Level [dBm]	Limit [dBm]	Margin [dB]	Factor [dB]	Path [dB]	Air [dB]	Ant. Pol.
1	30.9710	-48.49	-25.00	23.49	-14.15	-42.64	28.49	Horizontal
2	54.2740	-60.92	-25.00	35.92	-11.59	-42.37	30.78	Horizontal
3	73.6940	-63.35	-25.00	38.35	-19.95	-42.46	22.51	Horizontal
4	90.2000	-68.77	-25.00	43.77	-22.79	-42.58	19.79	Horizontal
5	343.6240	-72.7	-25.00	47.70	-15.86	-41.86	26.00	Horizontal
6	760.1700	-70.17	-25.00	45.17	-8.77	-40.49	31.72	Horizontal

CA_41C High 20M+20M QPSK 41292+41490 30M-1G H



Test Graph



Final Test

Suspected List								
NO.	Freq. [MHz]	Level [dBm]	Limit [dBm]	Margin [dB]	Factor [dB]	Path [dB]	Air [dB]	Ant. Pol.
1	2027.6760	-56.03	-25.00	31.03	-6.61	-47.75	41.14	Horizontal
2	2659.2200	-26.58	-25.00	1.58	-10.58	-47.72	37.14	N/A
3	2703.9010	-31.8	-25.00	6.80	-10.39	-47.73	37.34	Horizontal
4	6275.5460	-48.81	-25.00	23.81	0.94	-41.10	42.04	Horizontal
5	9431.0720	-44.52	-25.00	19.52	11.60	-37.17	48.77	Horizontal
6	16562.2600	-37.74	-25.00	12.74	22.44	-29.14	51.58	Horizontal

CA_41C High 20M+20M QPSK 41292+41490 1G-18G H



Annex A Test Uncertainty

Where relevant, the following measurement uncertainty levels have been estimated for test performed on the EUT as specified in CISPR 16-1-2:

Test items	Uncertainty
Output Power	± 2.22 dB
Bandwidth	$\pm 5\%$
Conducted Spurious Emission	± 2.77 dB
Band Edge	± 2.77 dB
Equivalent Isotropic Radiated Power	± 2.22 dB
Radiated Spurious Emissions	± 6 dB

When the test result is a critical value, we will use the measurement uncertainty give the judgment result based on the 95% confidence intervals.



Annex B Testing Laboratory Information

1. Identification of the Responsible Testing Laboratory

Company Name:	Shenzhen Morlab Communications Technology Co., Ltd.
Address:	FL.3, Building A, FeiYang Science Park, No.8 LongChang Road, Block 67, BaoAn District, ShenZhen, GuangDong Province, P. R. China
Telephone:	+86 755 36698555
Facsimile:	+86 755 36698525

2. Identification of the Responsible Testing Location

Name:	Shenzhen Morlab Communications Technology Co., Ltd.
Address:	FL.3, Building A, FeiYang Science Park, No.8 LongChang Road, Block 67, BaoAn District, ShenZhen, GuangDong Province, P. R. China

3. Facilities and Accreditations

All measurement facilities used to collect the measurement data are located at FL.3, Building A, FeiYang Science Park, Block 67, BaoAn District, Shenzhen, 518101 P. R. China. The test site is constructed in conformance with the requirements of ANSI C63.10-2013 and CISPR Publication 22; the FCC designation number is CN1192, the test firm registration number is 226174.



4. Test Equipment Utilized

4.1 Conducted Test Equipment

Equipment Name	Serial No.	Type	versions	Manufacturer	Cal. Date	Cal. Due
Power Splitter	NW521	1506A	N/A	Weinschel	N/A	N/A
Attenuator	N/A	10dB	N/A	Resnet	N/A	N/A
EXA Signal Analyzer	MY515111 49	N9020A	N/A	Agilent	2022.07.04	2023.07.03
					2023.06.21	2024.06.20
System Simulator	62618305 72	MT8821C	0002214 22	Anritsu	2023.02.09	2024.02.08
RF cable (30MHz-26GHz)	CB01	RF01	N/A	Morlab	N/A	N/A
Computer	T430i	Think Pad	N/A	Lenovo	N/A	N/A

4.2 List of Software Used

Description	Manufacturer	Software Version
Morlab FCC Test System	MORLAB	V6.45
MORLAB EMCR V1.2	MORLAB	V1.2
TS+ -[JS36-RSE]	DongSheng	2.0.1.3

**4.3 Radiated Test Equipment**

Equipment Name	Serial No.	Type	Manufacturer	Cal. Date	Cal. Due
Loop Antenna	00131	FMZB 1519B	SCHWARZBECK	2022.10.25	2025.10.24
Loop Antenna	1519-022	FMZB 1519	SCHWARZBECK	2022.02.11	2025.02.10
Bi-Log Antenna	9163-274	VULB 9163	SCHWARZBECK	2022.11.07	2025.11.06
Bi-Log Antenna	9163-519	VULB 9163	SCHWARZBECK	2022.05.25	2025.05.24
Horn Antenna	9120D-963	BBHA 9120D	SCHWARZBECK	2022.05.25	2025.05.24
Horn Antenna	01774	BBHA 9120D	SCHWARZBECK	2022.07.13	2025.07.12
Receiver	MY54130016	N9038A	Agilent	2023.06.21	2024.06.20
Receiver	MY56400093	N9038A	KEYSIGHT	2023.02.09	2024.02.08
Signal Analyzer	MY56060145	N9020A	Agilent	2023.06.21	2024.06.20
6db Attenuator	E191001	BW-N6W5+	Mini-circuits	2022.10.11	2023.10.10
Preamplifier (2GHz-8GHz)	61171/61172	S020180L32 03	LUCIX CORP.	2023.06.27	2024.06.26
Preamplifier (10MHz-6GHz)	46732	S10M100L38 02	LUCIX CORP.	2023.06.27	2024.06.26
Preamplifier (18GHz- 40GHz)	DS77209	DCLNA0118- 40C-S	Decentest	2023.07.04	2024.07.03
System Simulator	152038	CMW500	R&S	2022.10.11	2023.10.10
System Simulator	MY48364176	8960- E5515C	Agilent	2023.02.27	2024.02.26
RF Coaxial Cable (DC-18GHz)	MRE001	PE330	Pasternack	2023.06.27	2024.06.26
RF Coaxial Cable (DC-18GHz)	MRE002	CLU18	Pasternack	2023.06.27	2024.06.26
RF Coaxial Cable (DC-18GHz)	MRE003	CLU18	Pasternack	2023.06.27	2024.06.26
RF Coaxial Cable (DC-40GHz)	22290045	QA360-40- KK-0.5	Qualwave	2023.07.04	2024.07.03
RF Coaxial Cable (DC-40GHz)	22290046	QA360-40- KKF-2	Qualwave	2023.07.04	2024.07.03
RF Coaxial Cable (DC-18GHz)	22120181	QA500-18- NN-5	Qualwave	2023.07.04	2024.07.03

————— END OF REPORT —————