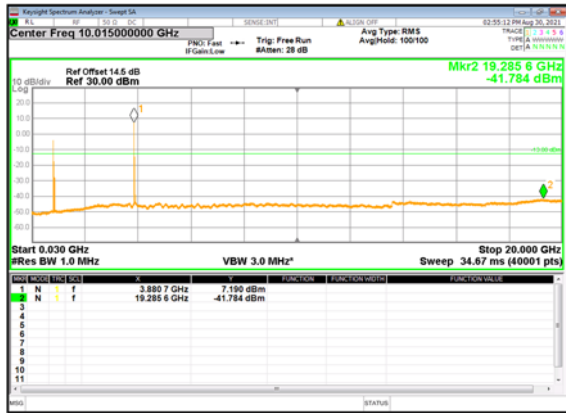
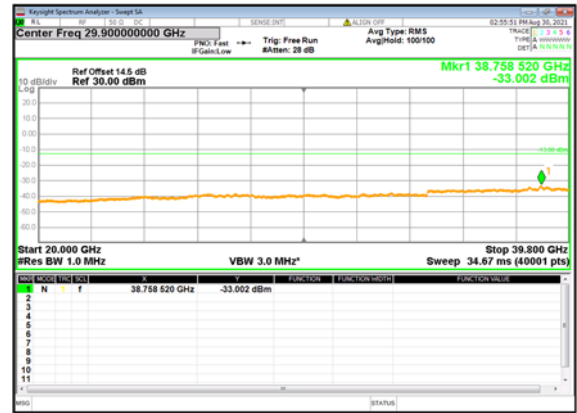




DC_13A_n77(100M)_DFT-s-OFDM_
BPSK_Edge_1RB_Left_High_CH



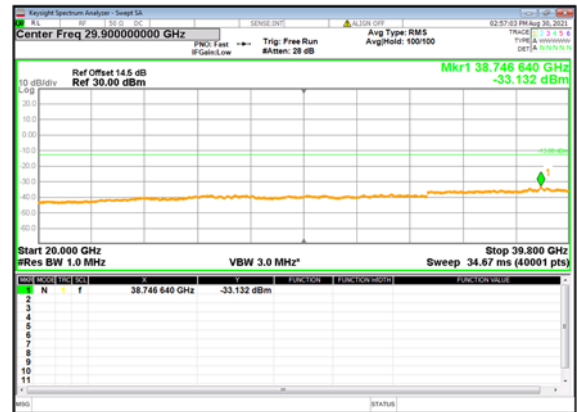
DC_13A_n77(100M)_DFT-s-OFDM_
BPSK_Edge_1RB_Left_High_CH



DC_13A_n77(100M)_DFT-s-OFDM_
QPSK_Edge_1RB_Left_High_CH



DC_13A_n77(100M)_DFT-s-OFDM_
QPSK_Edge_1RB_Left_High_CH





2.6. Band Edge

2.6.1. Requirement

According to FCC section 2.1051, the power of any emission outside of the authorized operating frequency ranges must be attenuated below the transmitting power (P) by a factor of at least $43 + 10 \log(P)$ dB.

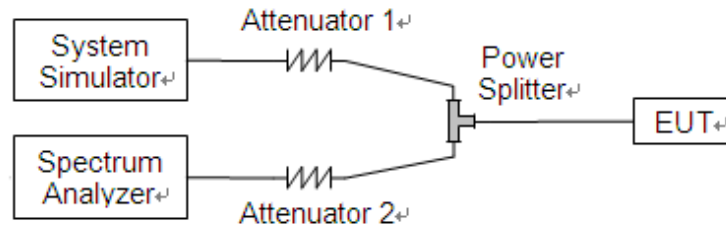
According to FCC section 24.238(a), the power of any emission outside of the authorized operating frequency ranges must be attenuated below the transmitting power (P) by a factor of at least $43 + 10 \log(P)$ dB.

According to FCC section 27.53(g), for operations in the 600 MHz band and the 698-746 MHz band, the power of any emission outside a licensee's frequency band(s) of operation shall be attenuated below the transmitter power (P) within the licensed band(s) of operation, measured in watts, by at least $43 + 10 \log(P)$ dB. Compliance with this provision is based on the use of measurement instrumentation employing a resolution bandwidth of 100 kilohertz or greater. However, in the 100 kilohertz bands immediately outside and adjacent to a licensee's frequency block, a resolution bandwidth of at least 30 kHz may be employed.

According to FCC section 27.53(h), the power of any emission outside a licensee's frequency block shall be attenuated below the transmitter power (P) by at least $43 + 10 \log_{10}(P)$ dB a 1MHz bandwidth.

According to FCC section 27.53(i) (2) for n77, for mobile operations in the 3700-3980 MHz band, the conducted power of any emission outside the licensee's authorized bandwidth shall not exceed -13 dBm/MHz. Compliance with this paragraph (i)(2) is based on the use of measurement instrumentation employing a resolution bandwidth of 1 megahertz or greater. However, in the 1 megahertz bands immediately outside and adjacent to the licensee's frequency block, the minimum resolution bandwidth for the measurement shall be either one percent of the emission bandwidth of the fundamental emission of the transmitter or 350 kHz. In the bands between 1 and 5 MHz removed from the licensee's frequency block, the minimum resolution bandwidth for the measurement shall be 500 kHz. The emission bandwidth is defined as the width of the signal between two points, one below the carrier center frequency and one above the carrier center frequency, outside of which all emissions are attenuated at least 26 dB below the transmitter power.

2.6.2. Test Description



The EUT is coupled to the Spectrum Analyzer (SA) and the System Simulator (SS) with Attenuators through the Power Splitter; the RF load attached to the EUT antenna terminal is 50Ohm; the path loss as the factor is calibrated to correct the reading. The EUT is commanded by the SS to operate at the maximum output power. A call is established between the EUT and the SS.

2.6.3. Test procedure

KDB 971168 D01v03 Section 6.0 and ANSI/TIA-603-E-2016.

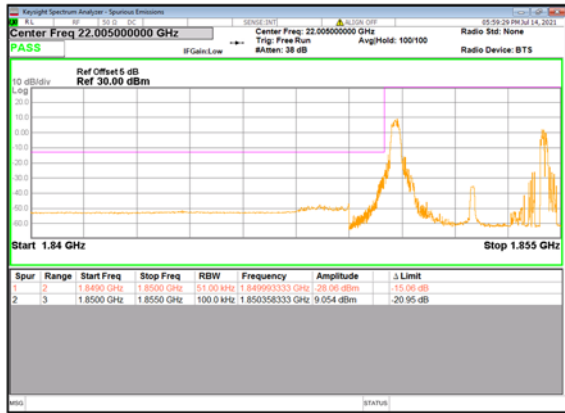
2.6.4. Test Result

The center frequency of spectrum is the band edge frequency and span is 2MHz, Record the max trace into the test report.

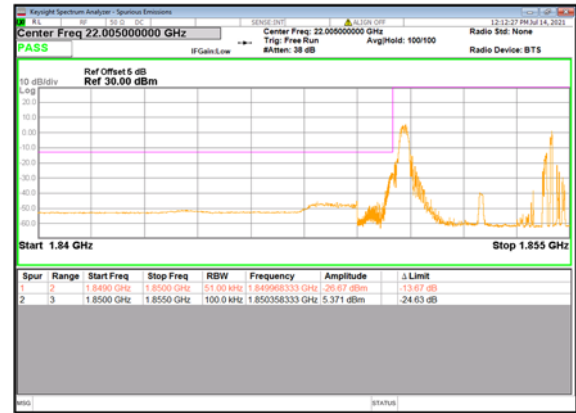
Note: In the same NR frequency band, The measured power in SA mode is higher than that in NSA mode, SA mode is selected to test all test cases.



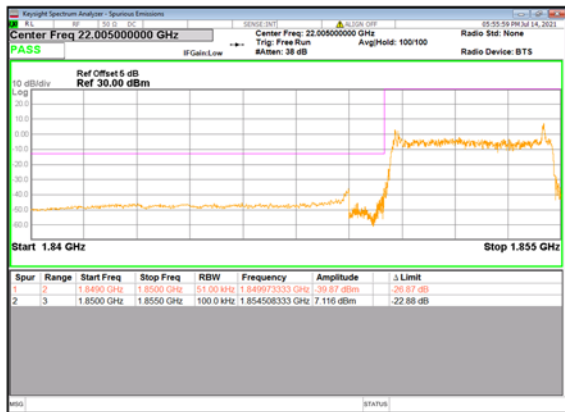
n2(5M)_DFT-s-OFDM_
BPSK_Edge_1RB_Left_Low_CH



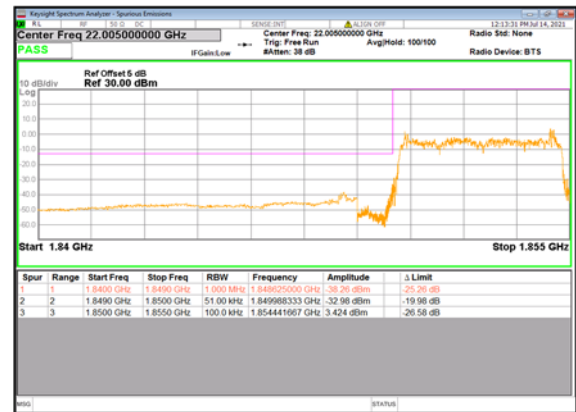
n2(5M)_DFT-s-OFDM_
QPSK_Edge_1RB_Left_Low_CH



n2(5M)_DFT-s-OFDM_
BPSK_Outer_Full_Low_CH

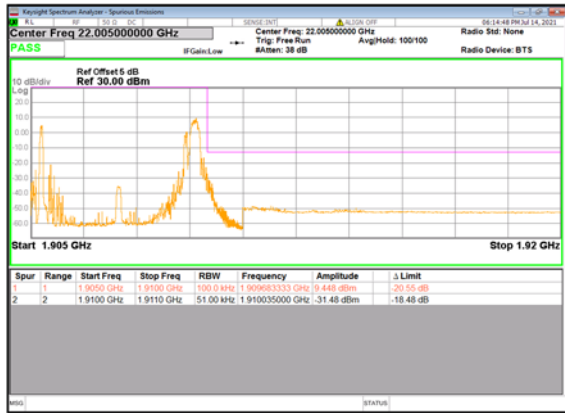


n2(5M)_DFT-s-OFDM_
QPSK_Outer_Full_Low_CH

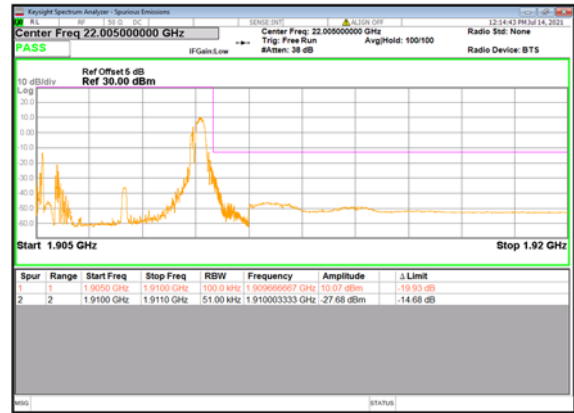




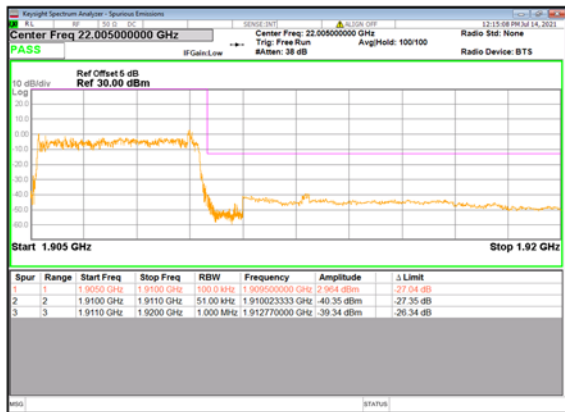
n2(5M)_DFT-s-OFDM_
BPSK_Edge_1RB_Right_High_CH



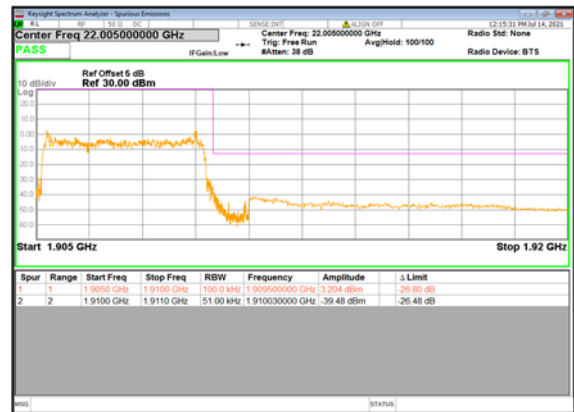
n2(5M)_DFT-s-OFDM_
QPSK_Edge_1RB_Right_High_CH



n2(5M)_DFT-s-OFDM_
BPSK_Outer_Full_High_CH

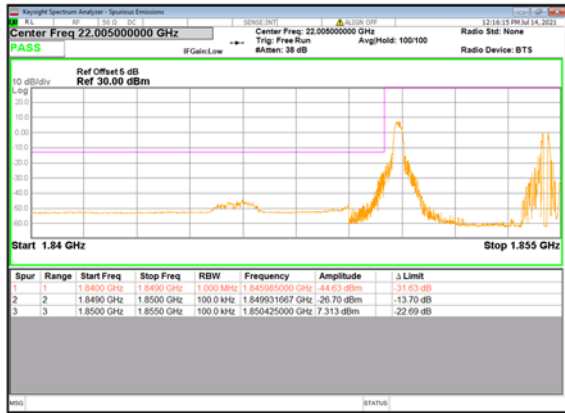


n2(5M)_DFT-s-OFDM_
QPSK_Outer_Full_High_CH

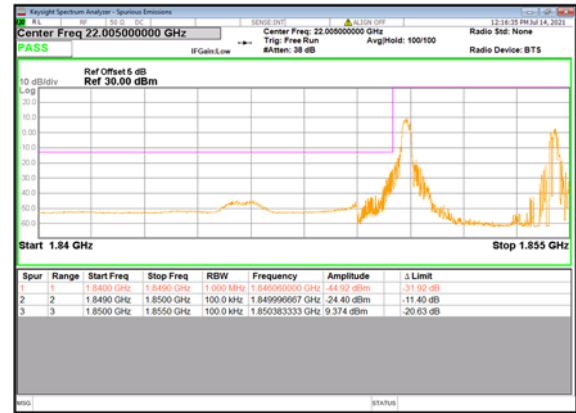




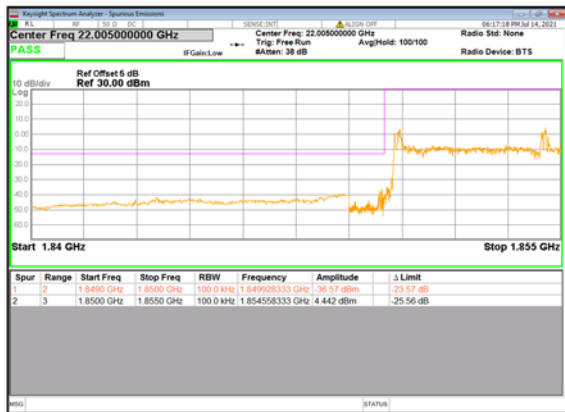
n2(10M)_DFT-s-OFDM_
BPSK_Edge_1RB_Left_Low_CH



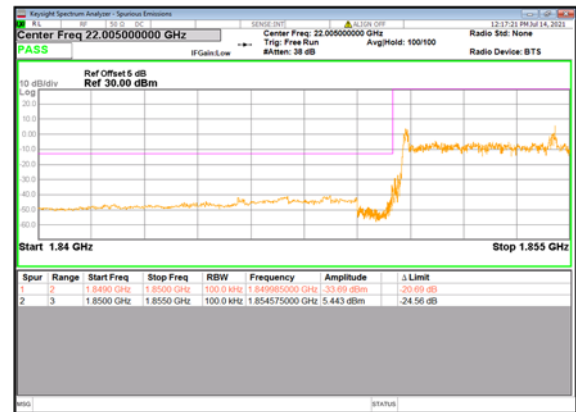
n2(10M)_DFT-s-OFDM_
QPSK_Edge_1RB_Left_Low_CH



n2(10M)_DFT-s-OFDM_
BPSK_Outer_Full_Low_CH

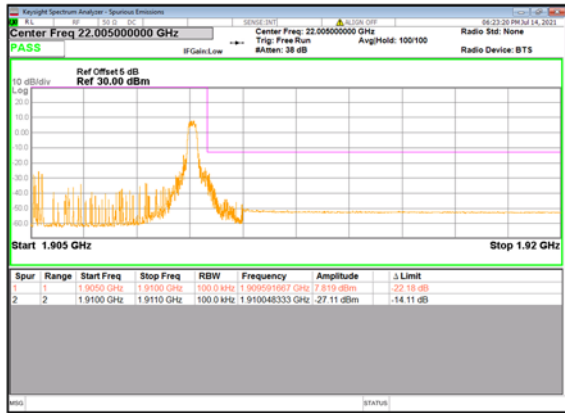


n2(10M)_DFT-s-OFDM_
QPSK_Outer_Full_Low_CH

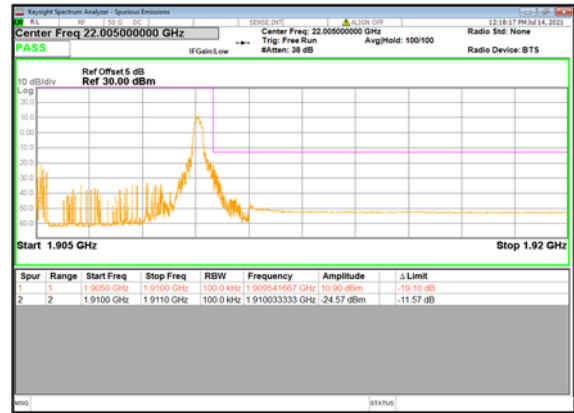




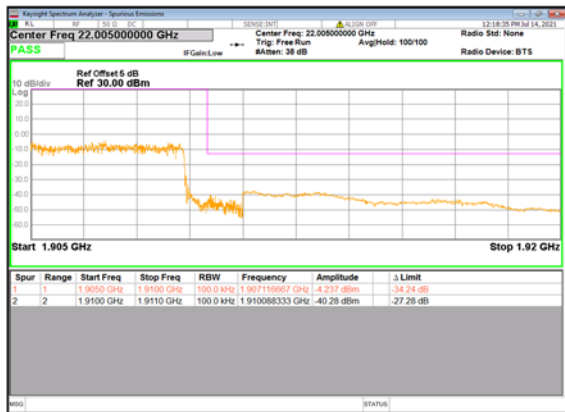
n2(10M)_DFT-s-OFDM_
BPSK_Edge_1RB_Right_High_CH



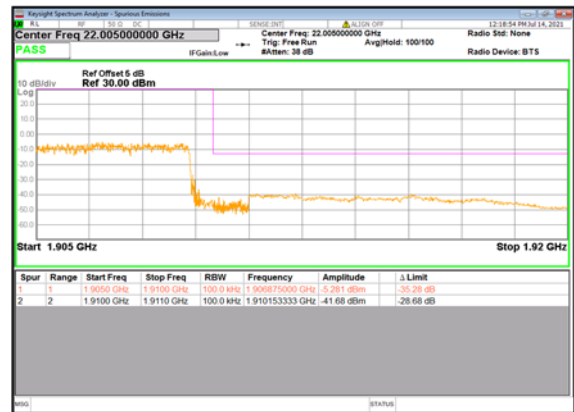
n2(10M)_DFT-s-OFDM_
QPSK_Edge_1RB_Right_High_CH



n2(10M)_DFT-s-OFDM_
BPSK_Outer_Full_High_CH

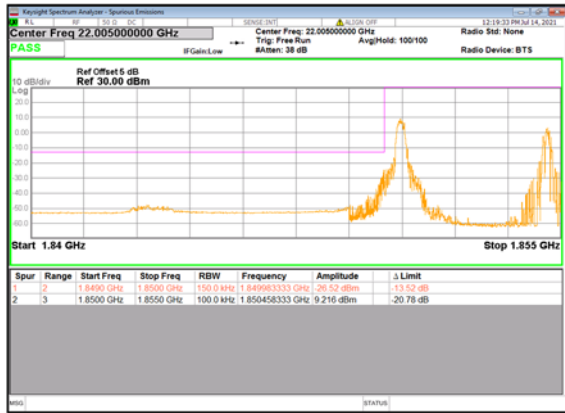


n2(10M)_DFT-s-OFDM_
QPSK_Outer_Full_High_CH

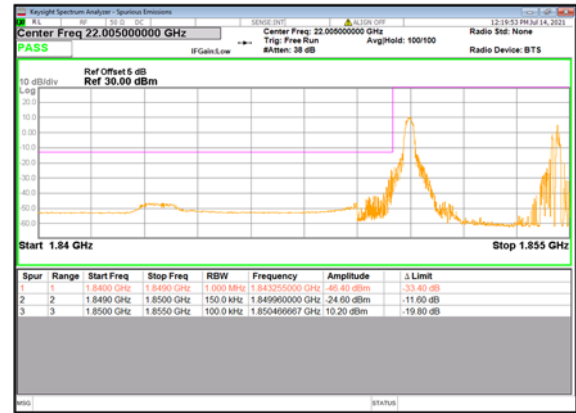




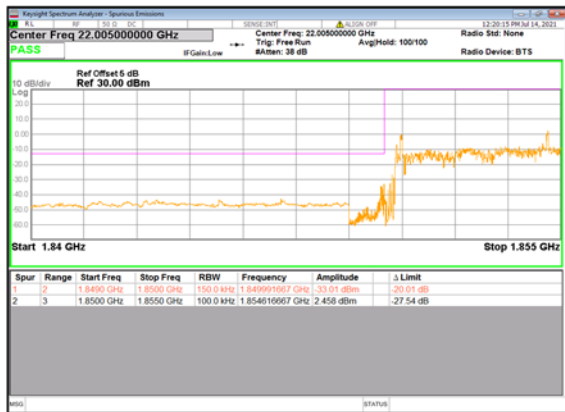
n2(15M)_DFT-s-OFDM_
BPSK_Edge_1RB_Left_Low_CH



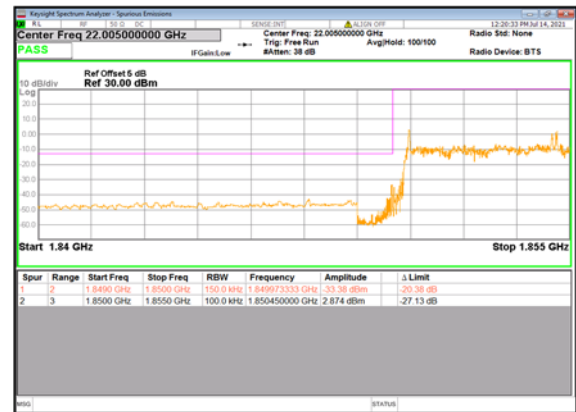
n2(15M)_DFT-s-OFDM_
QPSK_Edge_1RB_Left_Low_CH



n2(15M)_DFT-s-OFDM_
BPSK_Outer_Full_Low_CH

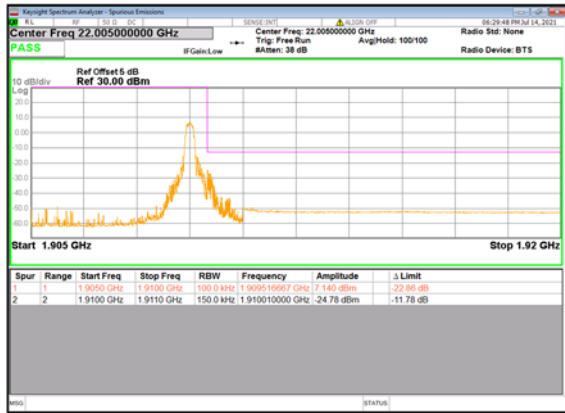


n2(15M)_DFT-s-OFDM_
QPSK_Outer_Full_Low_CH

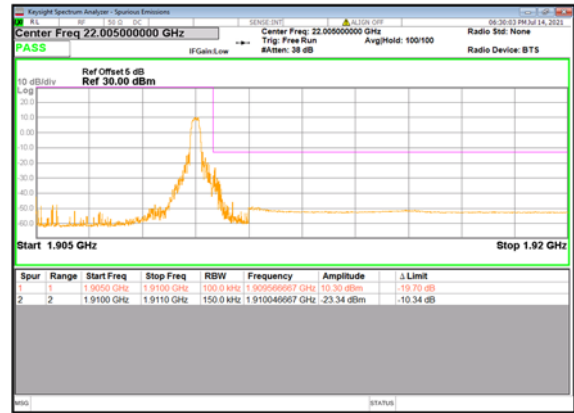




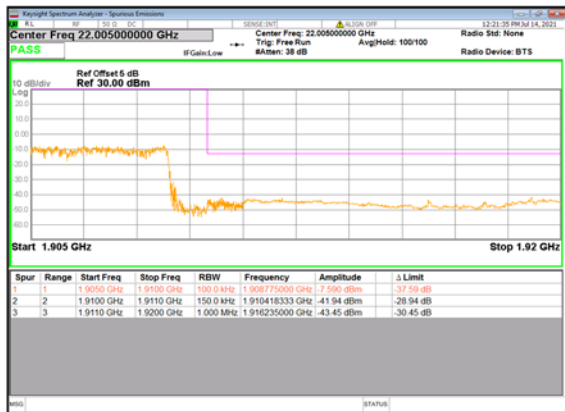
n2(15M)_DFT-s-OFDM_
BPSK_Edge_1RB_Right_High_CH



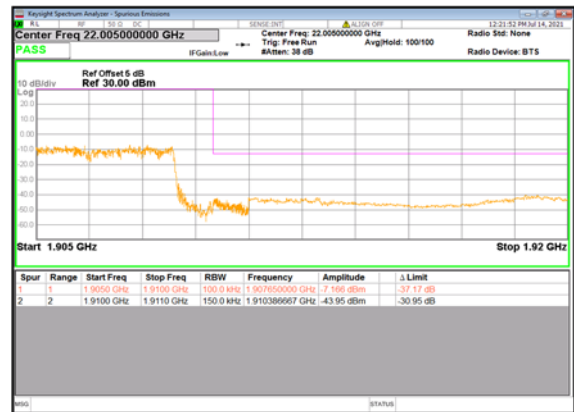
n2(15M)_DFT-s-OFDM_
QPSK_Edge_1RB_Right_High_CH



n2(15M)_DFT-s-OFDM_
BPSK_Outer_Full_High_CH

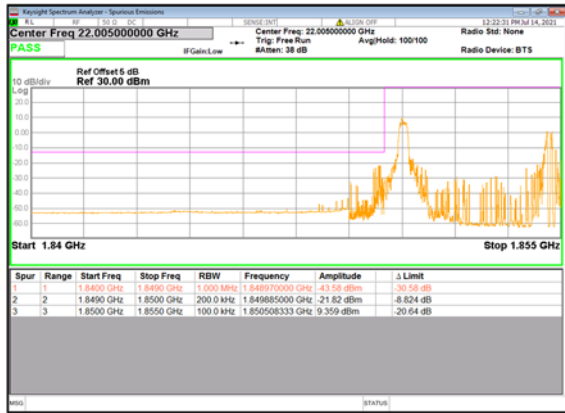


n2(15M)_DFT-s-OFDM_
QPSK_Outer_Full_High_CH

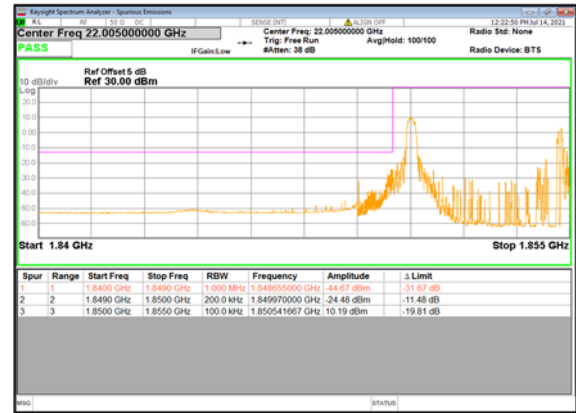




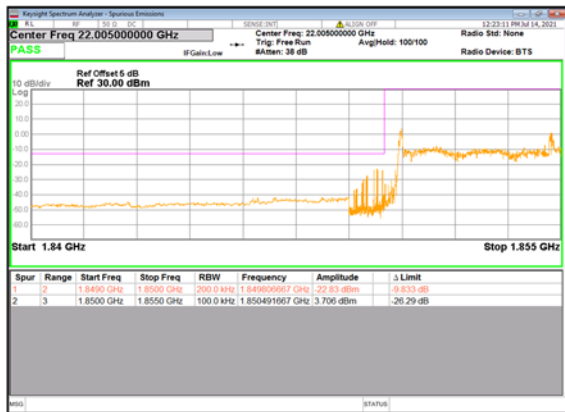
n2(20M)_DFT-s-OFDM_
BPSK_Edge_1RB_Left_Low_CH



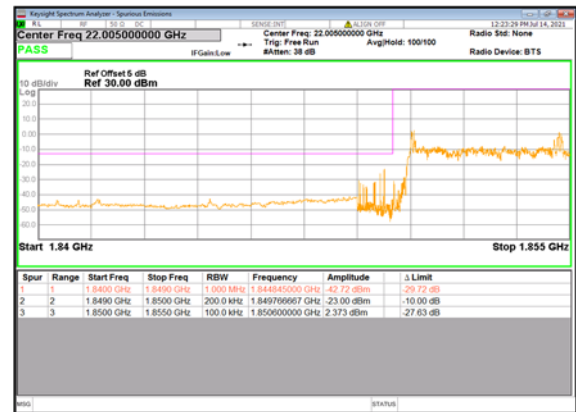
n2(20M)_DFT-s-OFDM_
QPSK_Edge_1RB_Left_Low_CH



n2(20M)_DFT-s-OFDM_
BPSK_Outer_Full_Low_CH

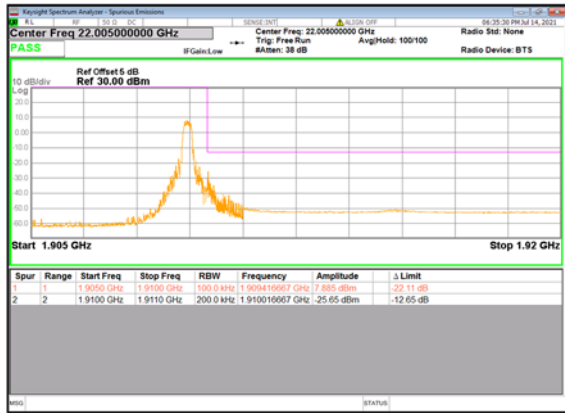


n2(20M)_DFT-s-OFDM_
QPSK_Outer_Full_Low_CH





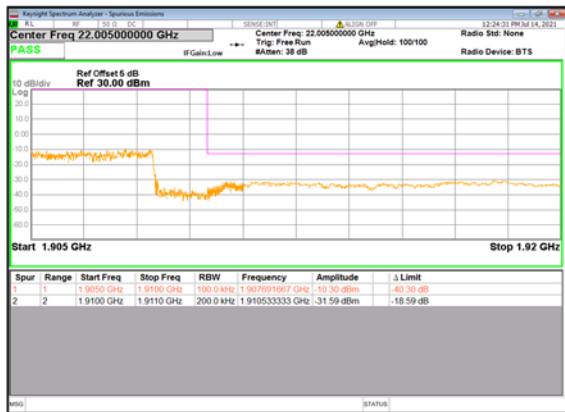
n2(20M)_DFT-s-OFDM_
BPSK_Edge_1RB_Right_High_CH



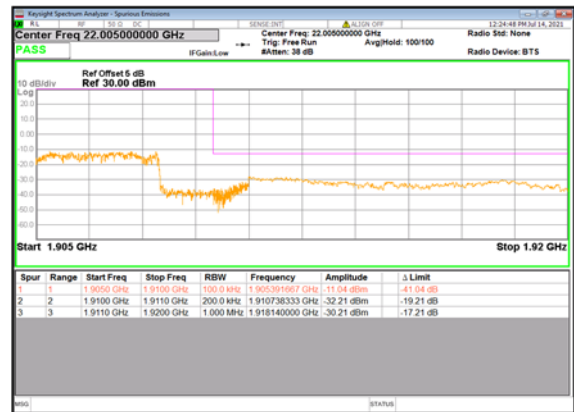
n2(20M)_DFT-s-OFDM_
QPSK_Edge_1RB_Right_High_CH



n2(20M)_DFT-s-OFDM_
BPSK_Outer_Full_High_CH

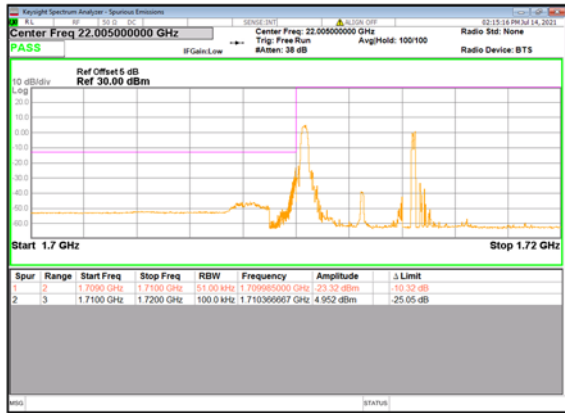


n2(20M)_DFT-s-OFDM_
QPSK_Outer_Full_High_CH

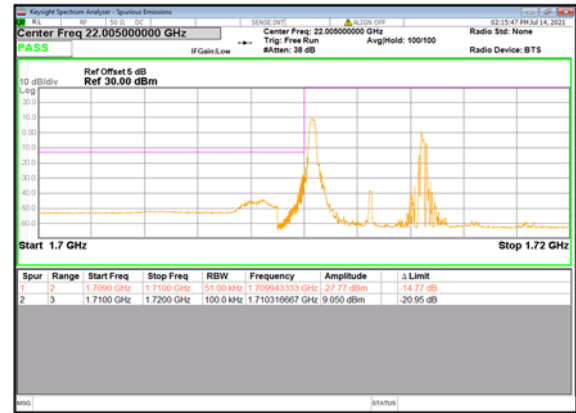




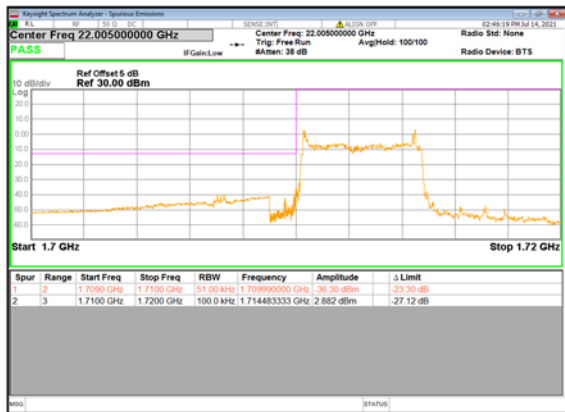
n66(5M)_DFT-s-OFDM_
BPSK_Edge_1RB_Left_Low_CH



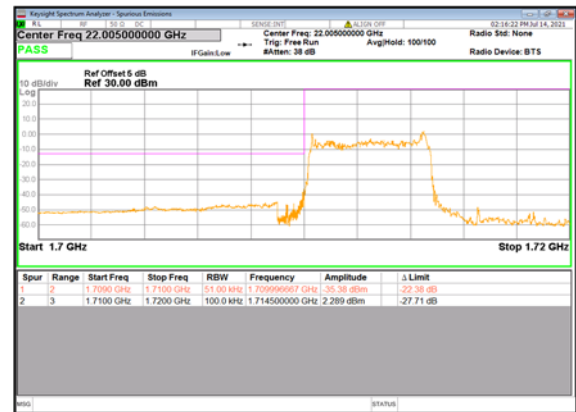
n66(5M)_DFT-s-OFDM_
QPSK_Edge_1RB_Left_Low_CH



n66(5M)_DFT-s-OFDM_
BPSK_Outer_Full_Low_CH

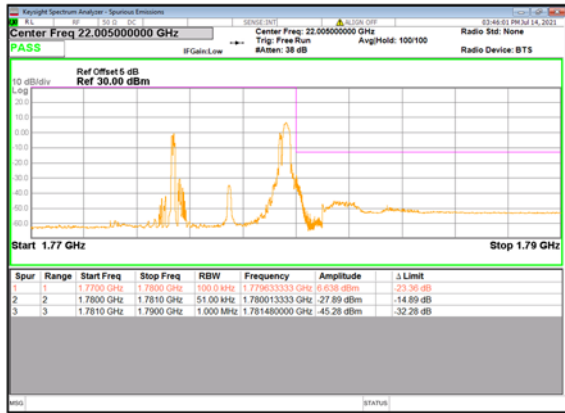


n66(5M)_DFT-s-OFDM_
QPSK_Outer_Full_Low_CH

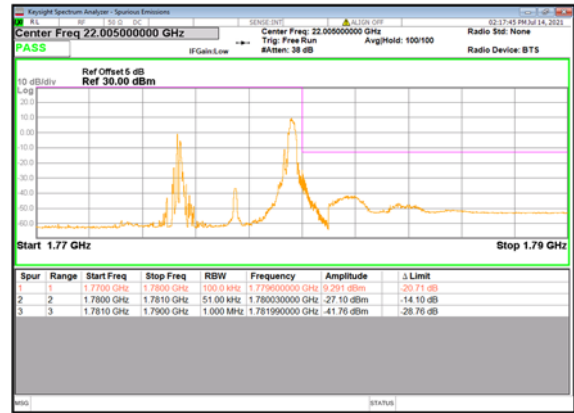




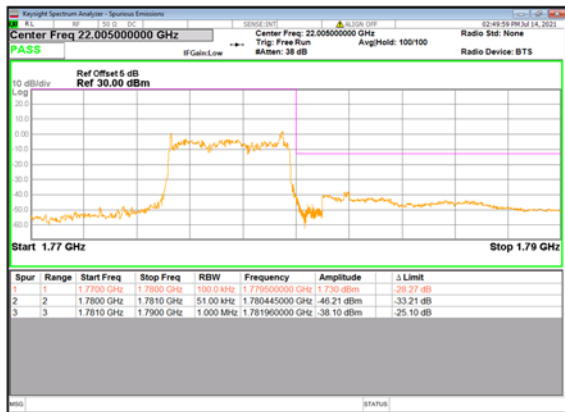
n66(5M)_DFT-s-OFDM_
BPSK_Edge_1RB_Right_High_CH



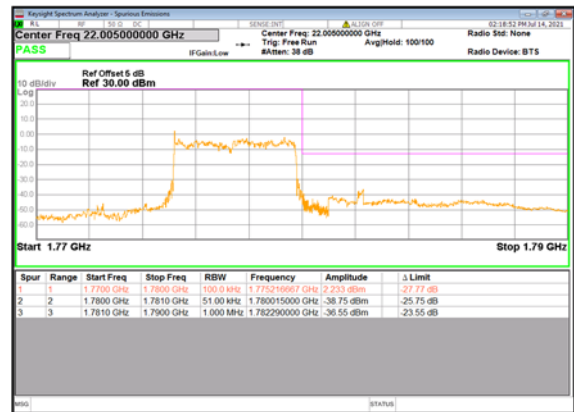
n66(5M)_DFT-s-OFDM_
QPSK_Edge_1RB_Right_High_CH



n66(5M)_DFT-s-OFDM_
BPSK_Outer_Full_High_CH

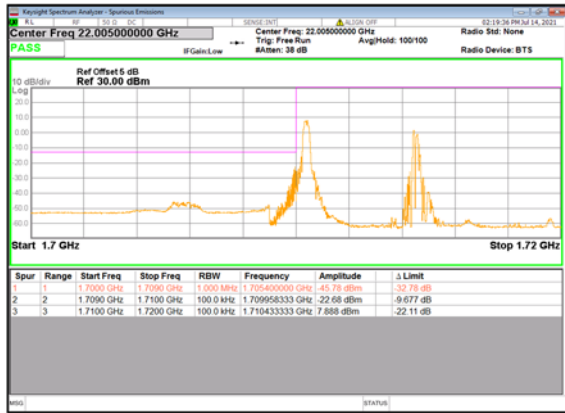


n66(5M)_DFT-s-OFDM_
QPSK_Outer_Full_High_CH

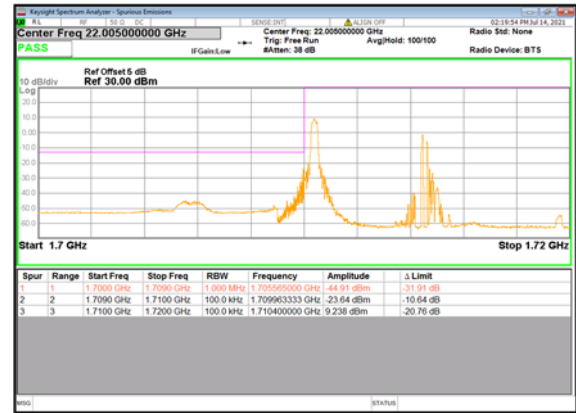




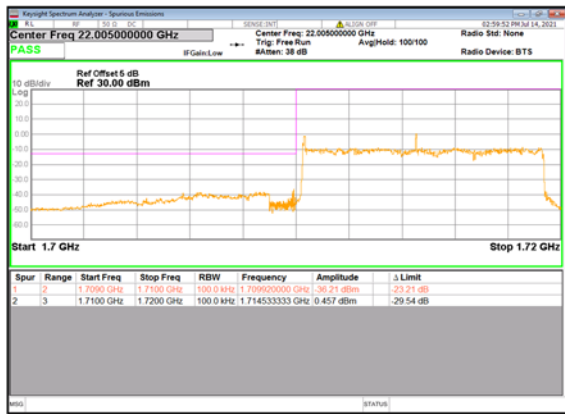
n66(10M)_DFT-s-OFDM_
BPSK_Edge_1RB_Left_Low_CH



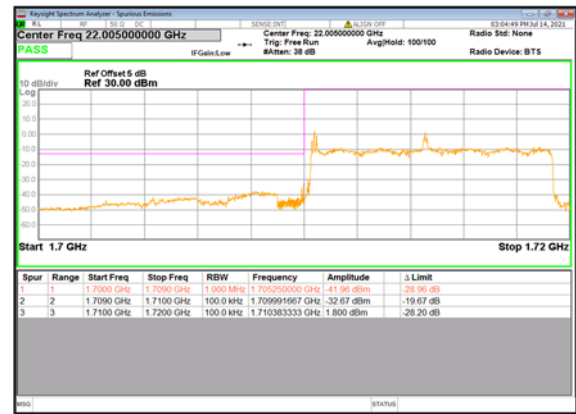
n66(10M)_DFT-s-OFDM_
QPSK_Edge_1RB_Left_Low_CH



n66(10M)_DFT-s-OFDM_
BPSK_Outer_Full_Low_CH

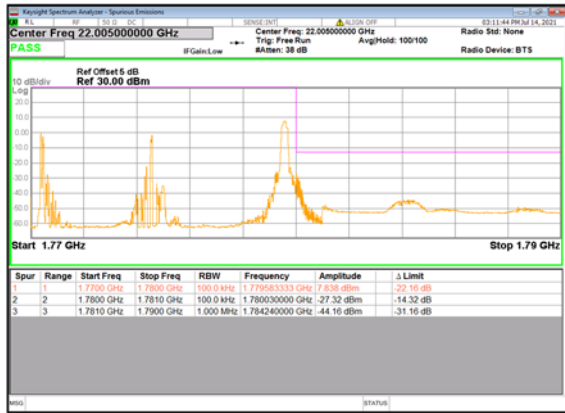


n66(10M)_DFT-s-OFDM_
QPSK_Outer_Full_Low_CH

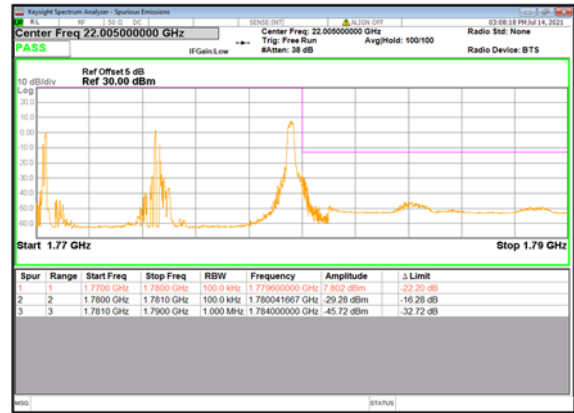




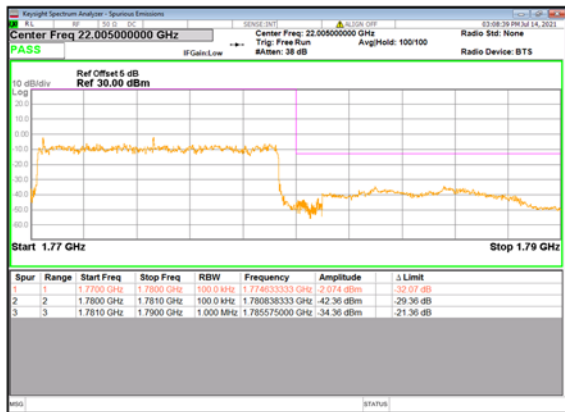
n66(10M)_DFT-s-OFDM_
BPSK_Edge_1RB_Right_High_CH



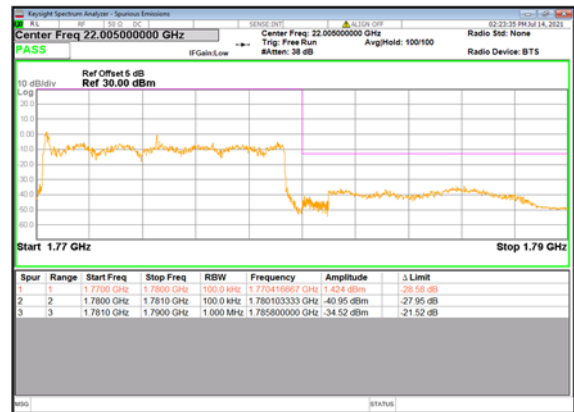
n66(10M)_DFT-s-OFDM_
QPSK_Edge_1RB_Right_High_CH



n66(10M)_DFT-s-OFDM_
BPSK_Outer_Full_High_CH

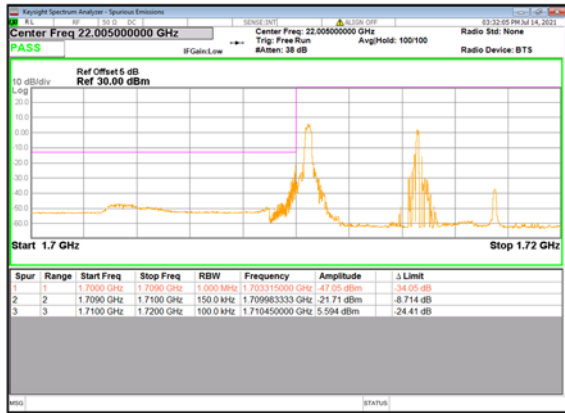


n66(10M)_DFT-s-OFDM_
QPSK_Outer_Full_High_CH

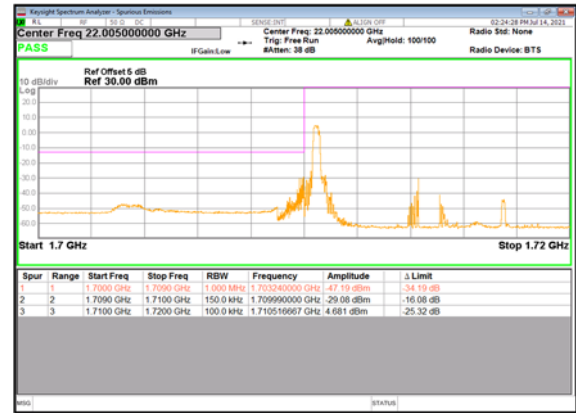




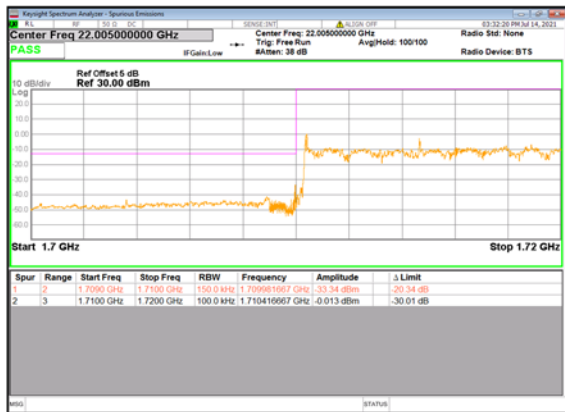
n66(15M)_DFT-s-OFDM_
BPSK_Edge_1RB_Left_Low_CH



n66(15M)_DFT-s-OFDM_
QPSK_Edge_1RB_Left_Low_CH



n66(15M)_DFT-s-OFDM_
BPSK_Outer_Full_Low_CH

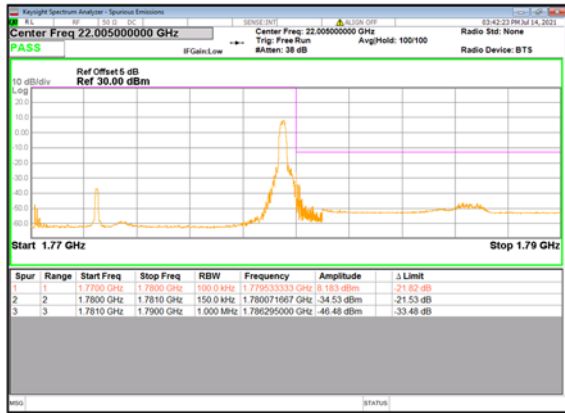


n66(15M)_DFT-s-OFDM_
QPSK_Outer_Full_Low_CH

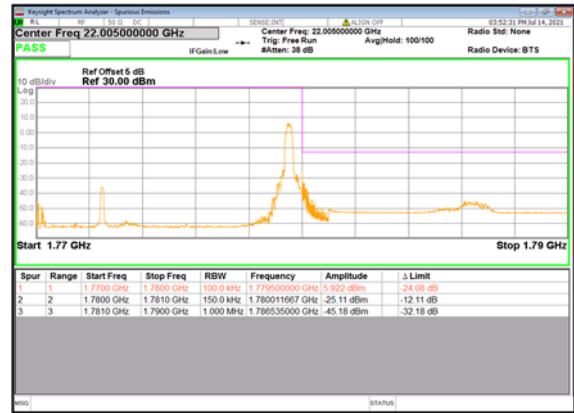




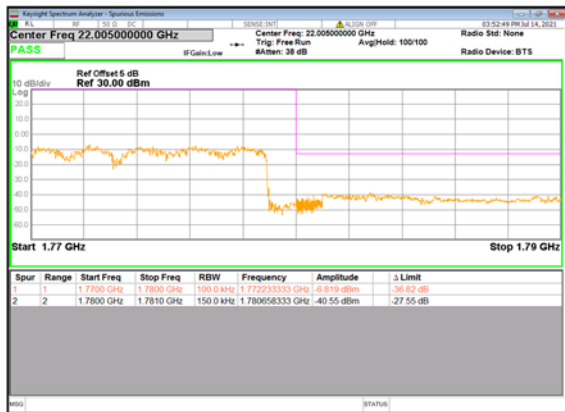
n66(15M)_DFT-s-OFDM_
BPSK_Edge_1RB_Right_High_CH



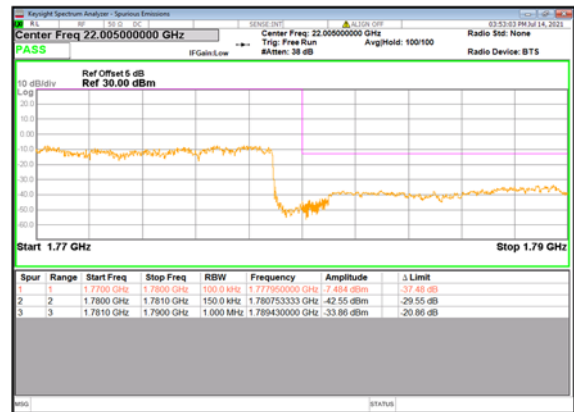
n66(15M)_DFT-s-OFDM_
QPSK_Edge_1RB_Right_High_CH



n66(15M)_DFT-s-OFDM_
BPSK_Outer_Full_High_CH

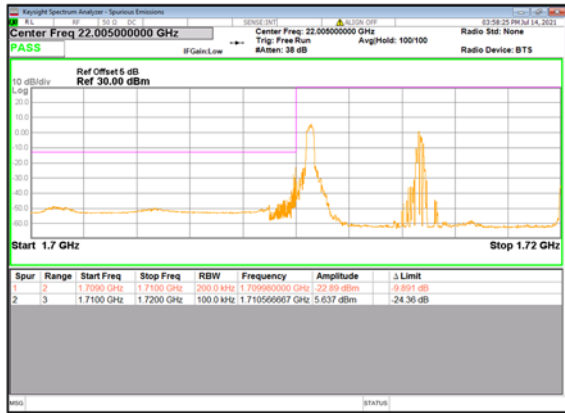


n66(15M)_DFT-s-OFDM_
QPSK_Outer_Full_High_CH

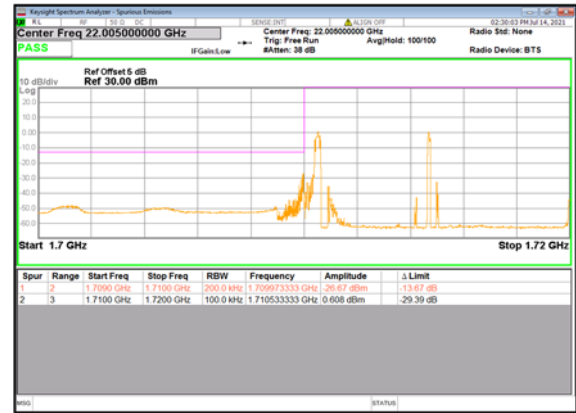




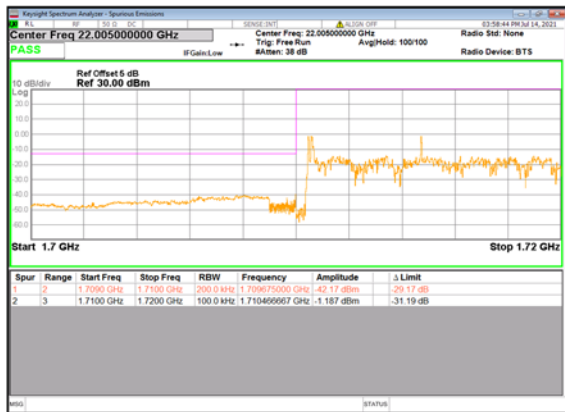
n66(20M)_DFT-s-OFDM_
BPSK_Edge_1RB_Left_Low_CH



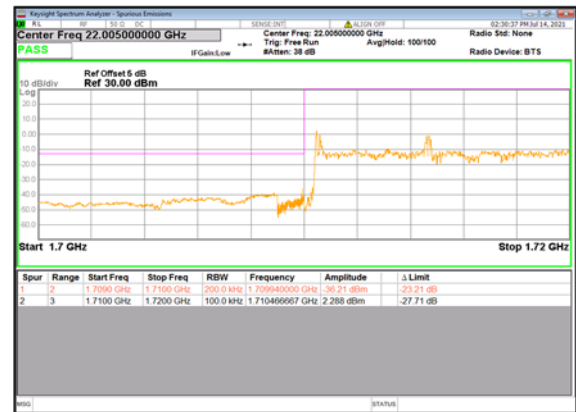
n66(20M)_DFT-s-OFDM_
QPSK_Edge_1RB_Left_Low_CH



n66(20M)_DFT-s-OFDM_
BPSK_Outer_Full_Low_CH

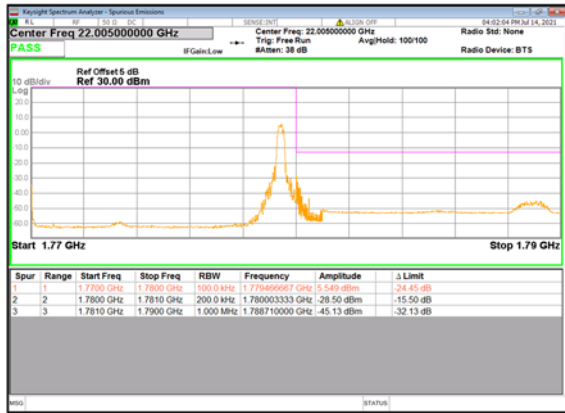


n66(20M)_DFT-s-OFDM_
QPSK_Outer_Full_Low_CH

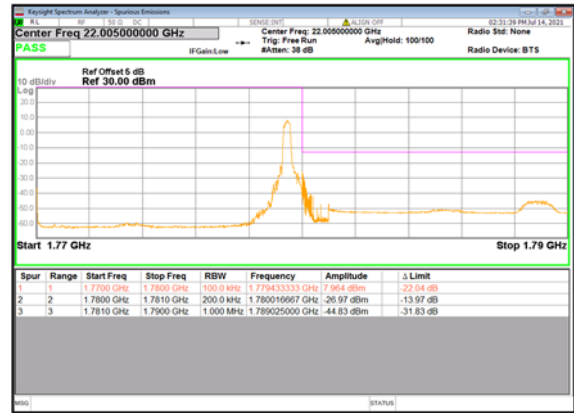




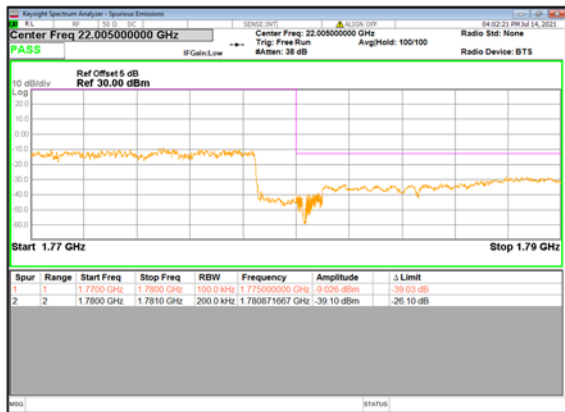
n66(20M)_DFT-s-OFDM_
BPSK_Edge_1RB_Right_High_CH



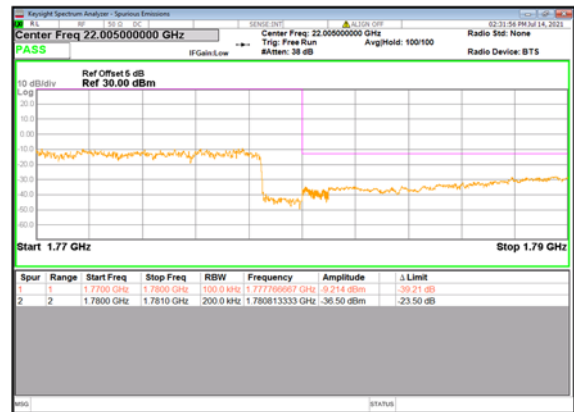
n66(20M)_DFT-s-OFDM_
QPSK_Edge_1RB_Right_High_CH



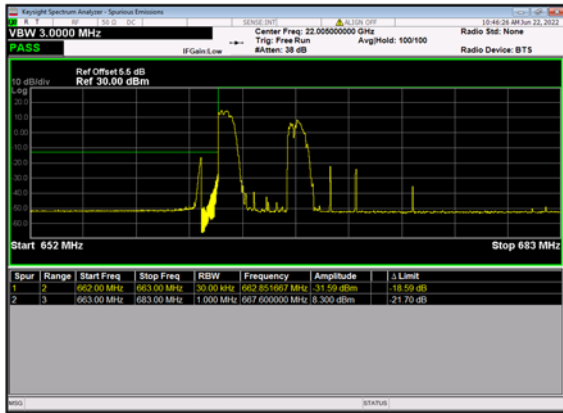
n66(20M)_DFT-s-OFDM_
BPSK_Outer_Full_High_CH



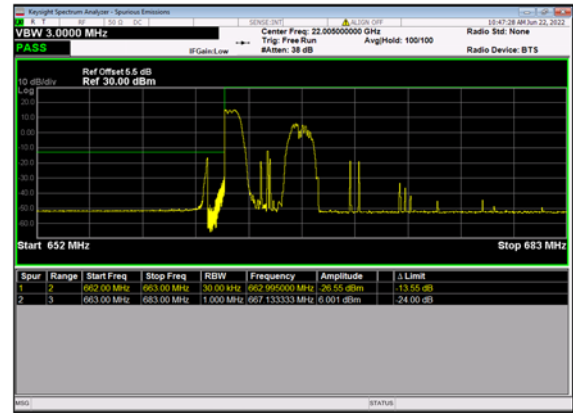
n66(20M)_DFT-s-OFDM_
QPSK_Outer_Full_High_CH



n71(5M)_DFT-s-OFDM_
BPSK_Edge_1RB_Left_Low_CH



n71(5M)_DFT-s-OFDM_
QPSK_Edge_1RB_Left_Low_CH



n71(5M)_DFT-s-OFDM_
BPSK_Outer_Full_Low_CH

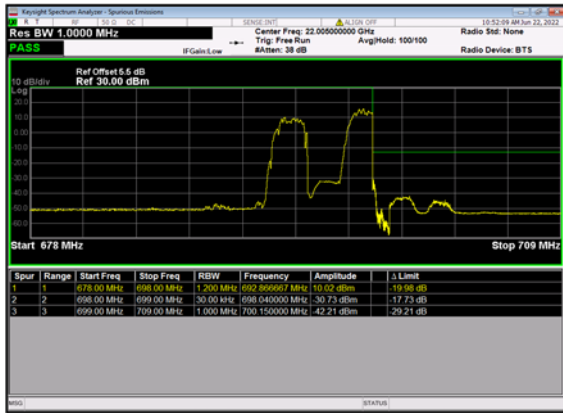


n71(5M)_DFT-s-OFDM_
QPSK_Outer_Full_Low_CH

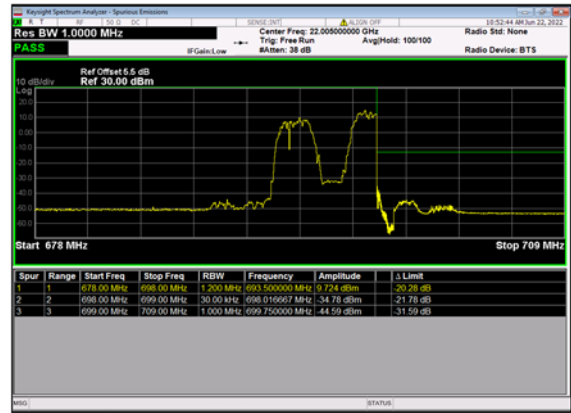




n71(5M)_DFT-s-OFDM_
BPSK_Edge_1RB_Right_High_CH



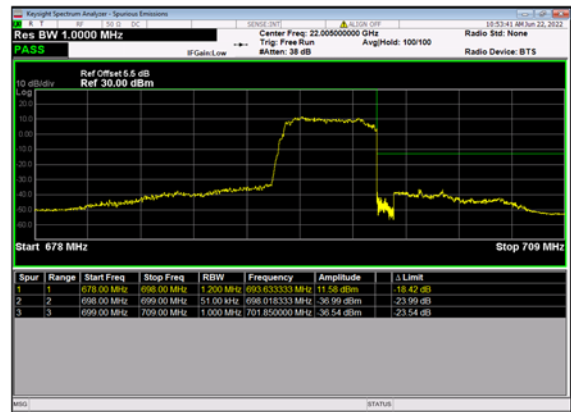
n71(5M)_DFT-s-OFDM_
QPSK_Edge_1RB_Right_High_CH



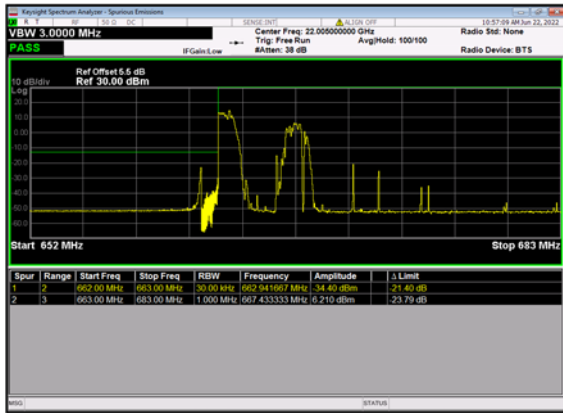
n71(5M)_DFT-s-OFDM_
BPSK_Outer_Full_High_CH



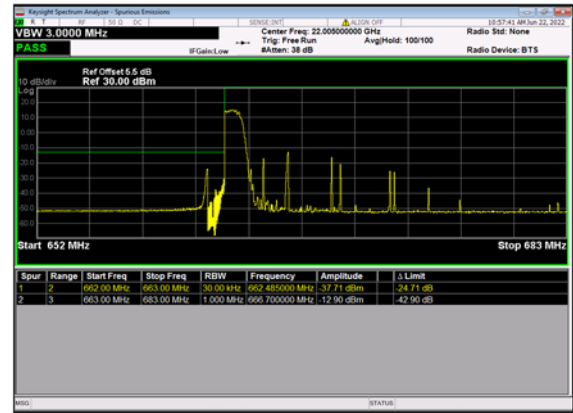
n71(5M)_DFT-s-OFDM_
QPSK_Outer_Full_High_CH



n71(10M)_DFT-s-OFDM_
BPSK_Edge_1RB_Left_Low_CH



n71(10M)_DFT-s-OFDM_
QPSK_Edge_1RB_Left_Low_CH



n71(10M)_DFT-s-OFDM_
BPSK_Outer_Full_Low_CH

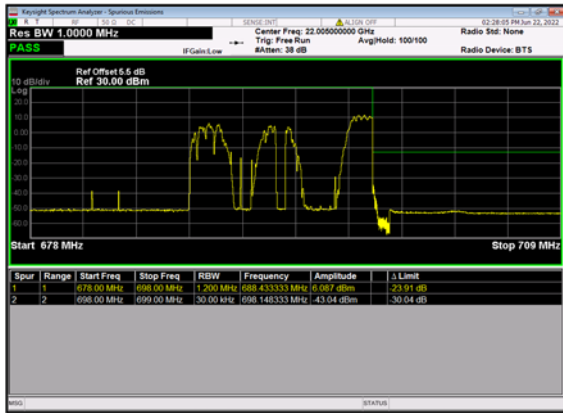


n71(10M)_DFT-s-OFDM_
QPSK_Outer_Full_Low_CH

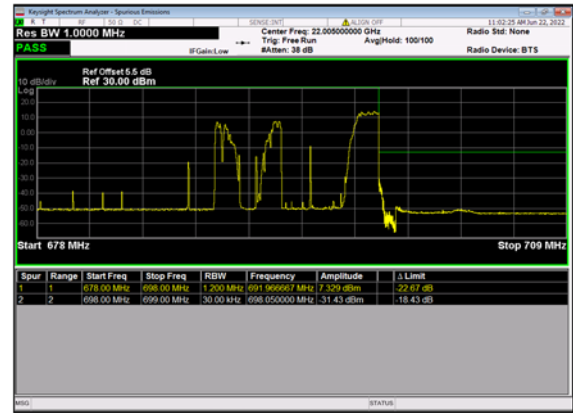




n71(10M)_DFT-s-OFDM_
BPSK_Edge_1RB_Right_High_CH



n71(10M)_DFT-s-OFDM_
QPSK_Edge_1RB_Right_High_CH



n71(10M)_DFT-s-OFDM_
BPSK_Outer_Full_High_CH

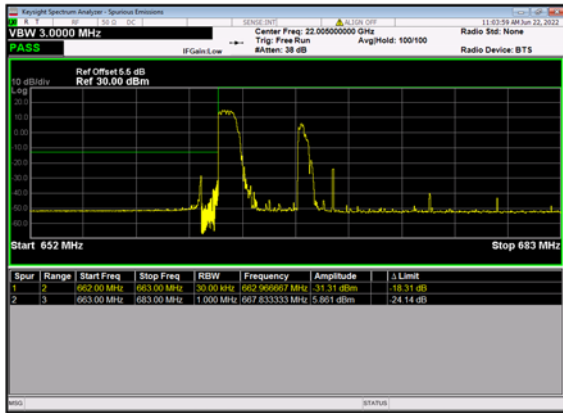


n71(10M)_DFT-s-OFDM_
QPSK_Outer_Full_High_CH

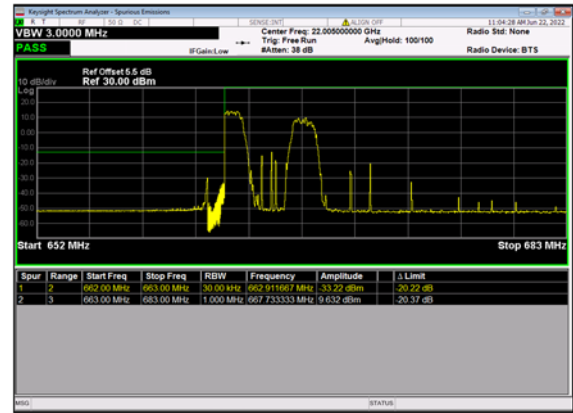




n71(15M)_DFT-s-OFDM_
BPSK_Edge_1RB_Left_Low_CH



n71(15M)_DFT-s-OFDM_
QPSK_Edge_1RB_Left_Low_CH



n71(15M)_DFT-s-OFDM_
BPSK_Outer_Full_Low_CH

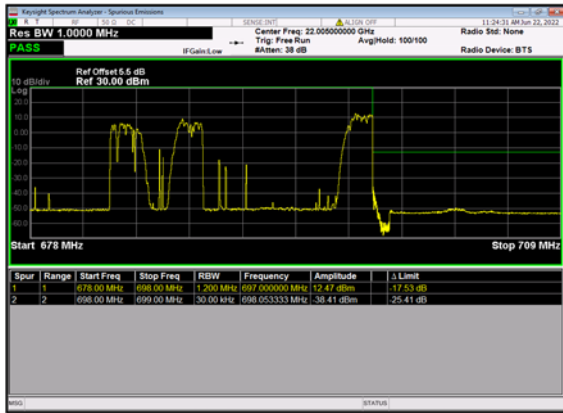


n71(15M)_DFT-s-OFDM_
QPSK_Outer_Full_Low_CH

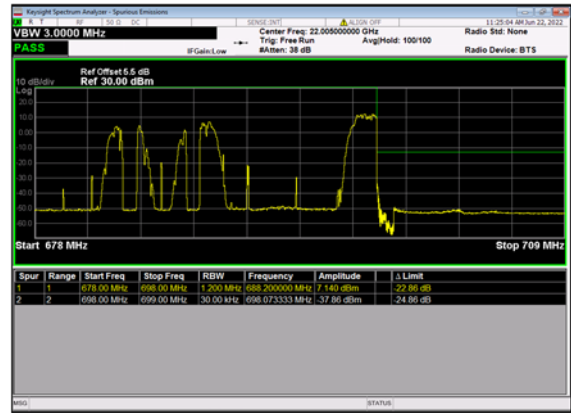




n71(15M)_DFT-s-OFDM_
BPSK_Edge_1RB_Right_High_CH



n71(15M)_DFT-s-OFDM_
QPSK_Edge_1RB_Right_High_CH



n71(15M)_DFT-s-OFDM_
BPSK_Outer_Full_High_CH

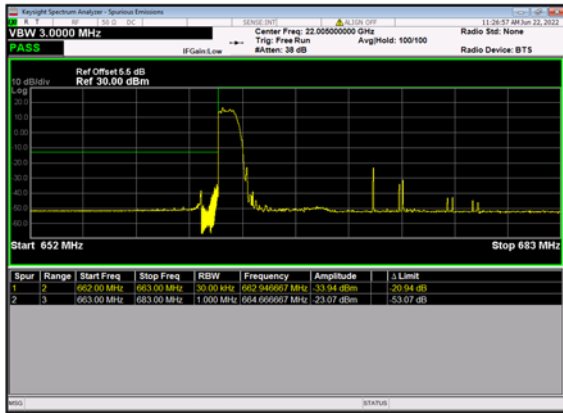


n71(15M)_DFT-s-OFDM_
QPSK_Outer_Full_High_CH

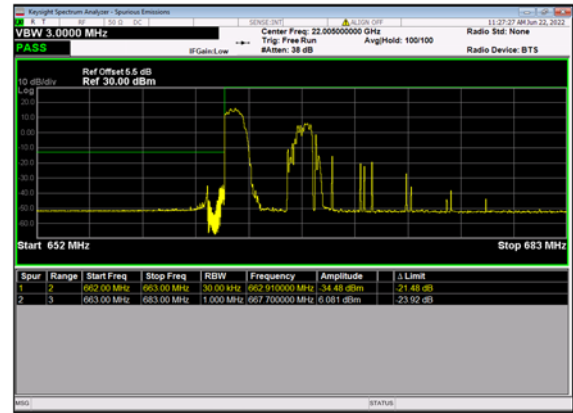




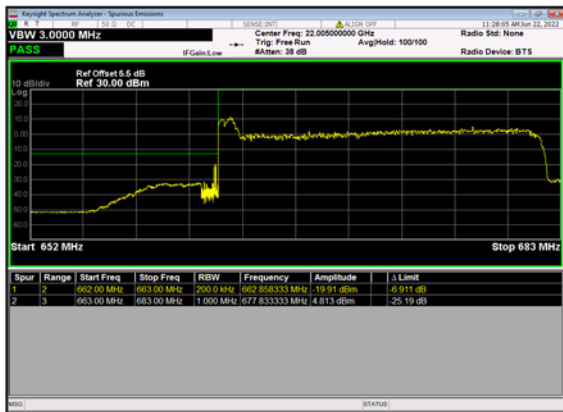
n71(20M)_DFT-s-OFDM_
BPSK_Edge_1RB_Left_Low_CH



n71(20M)_DFT-s-OFDM_
QPSK_Edge_1RB_Left_Low_CH



n71(20M)_DFT-s-OFDM_
BPSK_Outer_Full_Low_CH



n71(20M)_DFT-s-OFDM_
QPSK_Outer_Full_Low_CH

