





APPENDIX B: TEST SETUP PHOTOGRAPHS



FCC ID: 2ABGH-R8L5T	 PCTEST <small>Proud to be part of element</small>	PART 2 RF EXPOSURE EVALUATION REPORT		Approved by: Quality Manager
Test Dates: 10/18/2021-10/22/2021	DUT Type: Portable Tablet			Appendix B Page 1 of 3

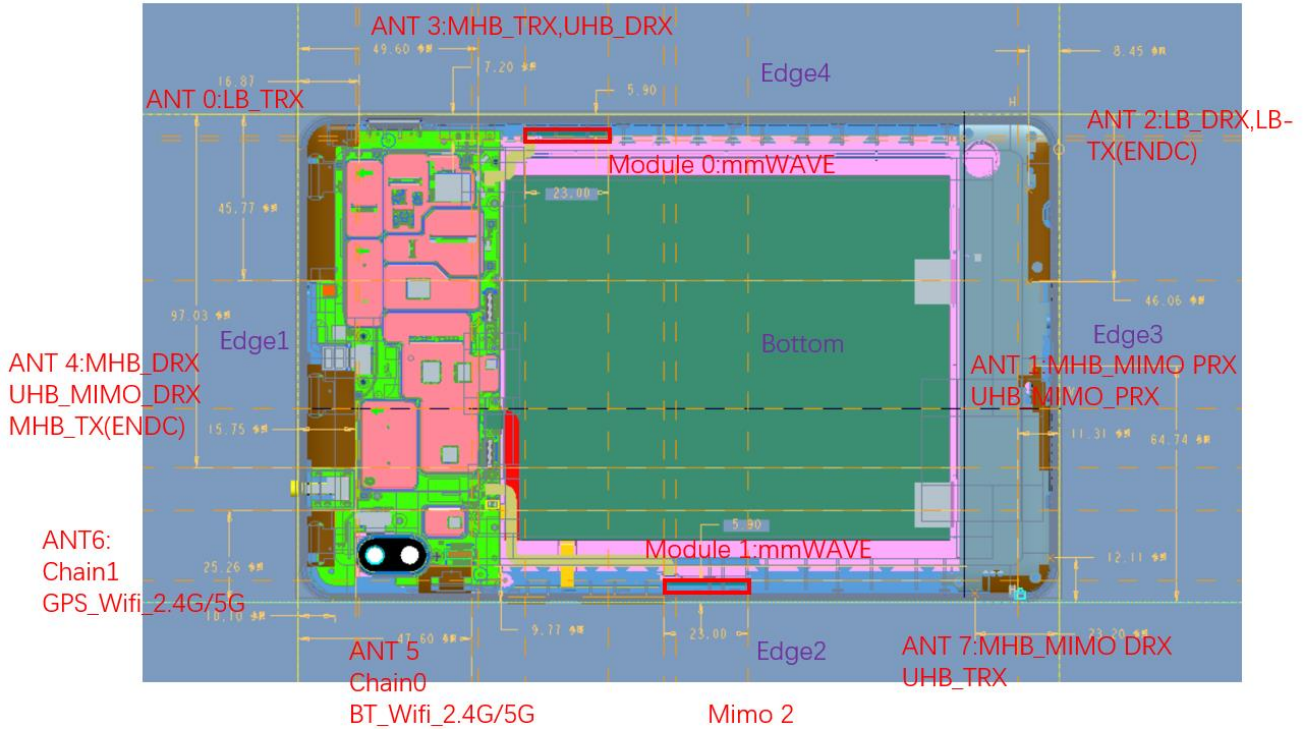


Test Setup Photo 1 - Radiated Power Measurement Setup (Figure 5-1)



Test Setup Photo 2 – Power Density Setup, Left Edge (Figure 5-2)

FCC ID: 2ABGH-R8L5T	 PART 2 RF EXPOSURE EVALUATION REPORT		Approved by: Quality Manager
Test Dates: 10/18/2021-10/22/2021	DUT Type: Portable Tablet	Appendix B Page 2 of 3	





ANT NUM	Description	WCDMA	LTE	NR	WIFI	GPS	BT
ANT0	LB_TRX	B5	B5/B12/B13	N5			
ANT1	MHB_PRX MIMO,UHB-PRX MIMO		B2/B4/B66/B48	N2/N66/N77			
ANT2	LB_DRX, LB-TX(ENDC)	B5	B5/B12/B13	N5			
ANT3	MHB_TRX,UHB_DRX	B2/B4	B2/B4/B66/B48	N2/N66/N77			
ANT4	MHB_DRX,MHB-TX(ENDC),UHB-DRX MIMO	B2/B4	B2/B4/B66/B48	N2/N66/N77			
ANT5	CH0,WIFI2.4G 5G GPS BT2.4G				WIFI2.4G 5G	GPS_L1	2.4G
ANT6	CH1,WIFI2.4G 5G				WIFI2.4G 5G		
ANT7	MHB_MIMO DRX,UHB_TRX		B2/B4/B66/B48	N2/N66/N77			

Module 0 : mmWAVE, n260,n261 (NSA Only)

Module 1 : mmWAVE, n260,n261 (NSA Only)

Test Setup Photo 3 – Antenna Location Diagram

FCC ID: 2ABGH-R8L5T	 PART 2 RF EXPOSURE EVALUATION REPORT		Approved by: Quality Manager
Test Dates: 10/18/2021-10/22/2021	DUT Type: Portable Tablet		Appendix B Page 3 of 3