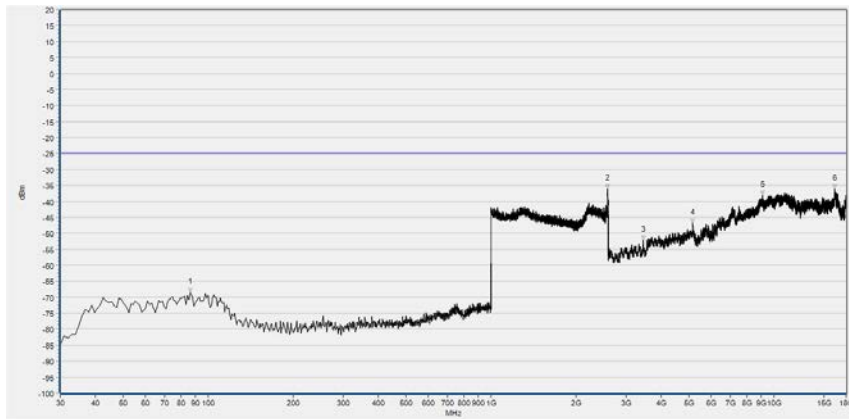


LTE Band 7, 20MHz BW, High Channel, QPSK

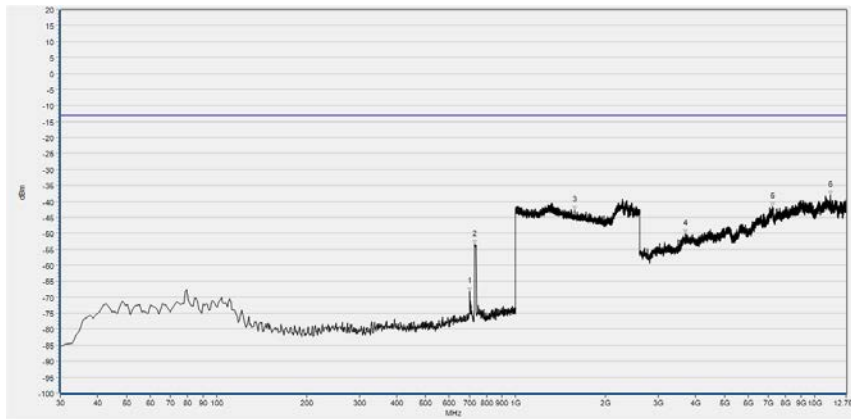


No.	Fre.(MHz)	PK (dBm)	Limit (dBm)	Antenna	Verdict
1	86.260	-68.39	-25.00	Horizontal	PASS
2	2586.555	-36.15	-25.00	Horizontal	N/A
3	3445.754	-52.18	-25.00	Horizontal	PASS
4	5168.067	-46.81	-25.00	Horizontal	PASS
5	9113.984	-38.19	-25.00	Horizontal	PASS
6	16406.510	-36.17	-25.00	Horizontal	PASS

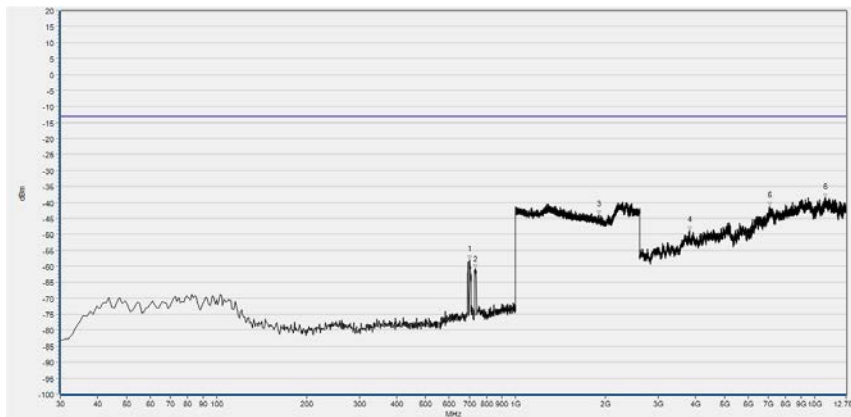


No.	Fre.(MHz)	PK (dBm)	Limit (dBm)	Antenna	Verdict
1	86.260	-67.57	-25.00	Vertical	PASS
2	2372.069	-40.22	-25.00	Vertical	PASS
3	3683.797	-49.87	-25.00	Vertical	PASS
4	5058.847	-47.55	-25.00	Vertical	PASS
5	10841.899	-36.18	-25.00	Vertical	PASS
6	16412.111	-36.67	-25.00	Vertical	PASS

LTE Band 12, 10MHz BW, Low Channel, QPSK

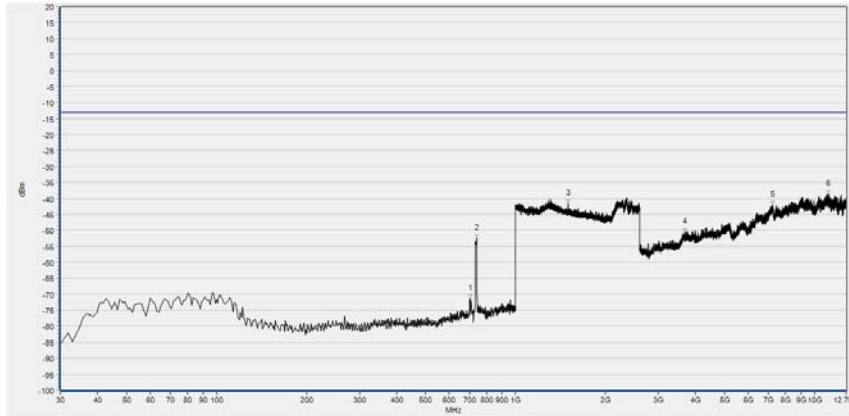


No.	Fre.(MHz)	PK (dBm)	Limit (dBm)	Antenna	Verdict
1	702.883	-68.25	-13.00	Horizontal	N/A
2	730.070	-53.49	-13.00	Horizontal	N/A
3	1572.457	-42.90	-13.00	Horizontal	PASS
4	3702.511	-50.28	-13.00	Horizontal	PASS
5	7231.356	-41.58	-13.00	Horizontal	PASS
6	11320.594	-38.15	-13.00	Horizontal	PASS

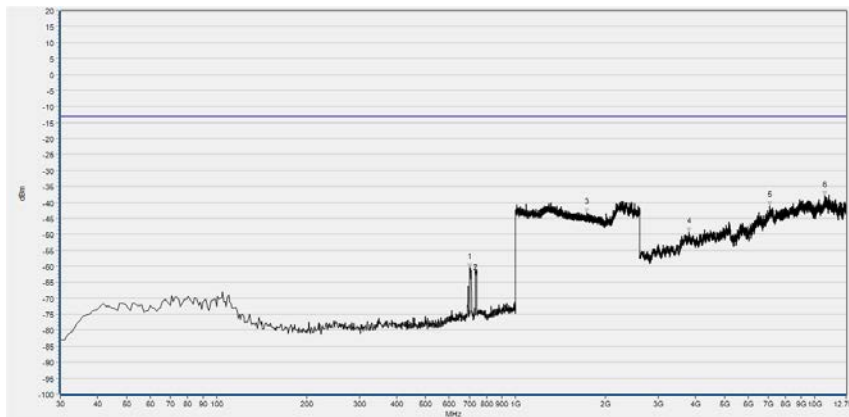


No.	Fre.(MHz)	PK (dBm)	Limit (dBm)	Antenna	Verdict
1	702.883	-57.93	-13.00	Vertical	N/A
2	732.983	-60.59	-13.00	Vertical	N/A
3	1902.701	-43.86	-13.00	Vertical	PASS
4	3828.396	-48.89	-13.00	Vertical	PASS
5	7070.954	-41.29	-13.00	Vertical	PASS
6	10855.631	-38.53	-13.00	Vertical	PASS

LTE Band 12, 10MHz BW, Mid Channel, QPSK

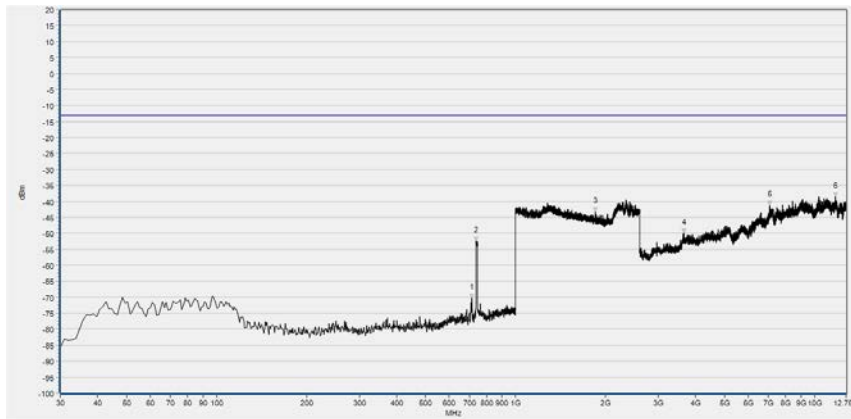


No.	Fre.(MHz)	PK (dBm)	Limit (dBm)	Antenna	Verdict
1	704.825	-71.45	-13.00	Horizontal	N/A
2	739.780	-52.55	-13.00	Horizontal	N/A
3	1502.034	-41.71	-13.00	Horizontal	PASS
4	3674.085	-50.61	-13.00	Horizontal	PASS
5	7221.204	-42.19	-13.00	Horizontal	PASS
6	11129.736	-38.83	-13.00	Horizontal	PASS

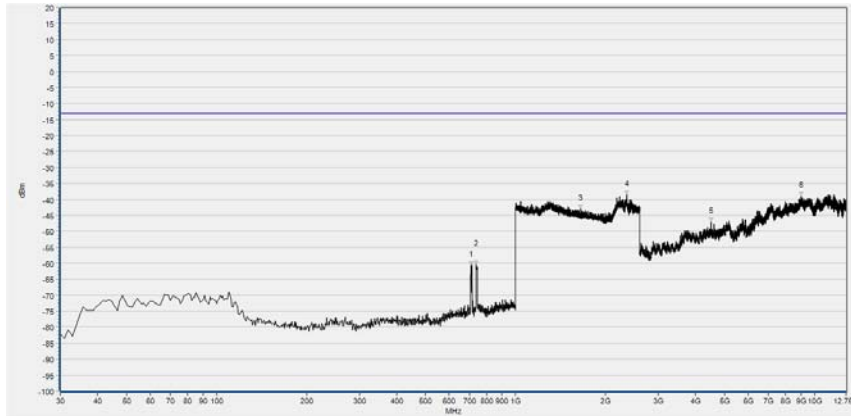


No.	Fre.(MHz)	PK (dBm)	Limit (dBm)	Antenna	Verdict
1	702.883	-60.45	-13.00	Vertical	N/A
2	732.983	-60.84	-13.00	Vertical	N/A
3	1732.511	-43.32	-13.00	Vertical	PASS
4	3797.940	-49.22	-13.00	Vertical	PASS
5	7075.015	-40.97	-13.00	Vertical	PASS
6	10833.297	-37.78	-13.00	Vertical	PASS

LTE Band 12, 10MHz BW, High Channel, QPSK

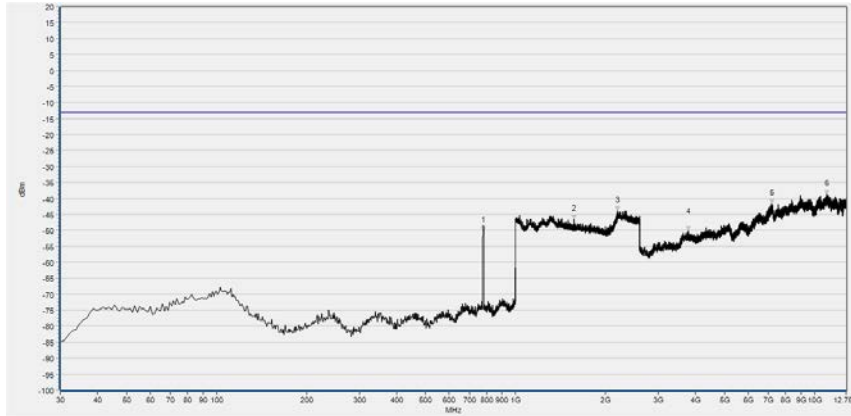


No.	Fre.(MHz)	PK (dBm)	Limit (dBm)	Antenna	Verdict
1	715.506	-70.37	-13.00	Horizontal	N/A
2	737.838	-52.37	-13.00	Horizontal	N/A
3	1846.149	-43.16	-13.00	Horizontal	PASS
4	3647.690	-49.99	-13.00	Horizontal	PASS
5	7072.985	-41.17	-13.00	Horizontal	PASS
6	11753.071	-38.58	-13.00	Horizontal	PASS

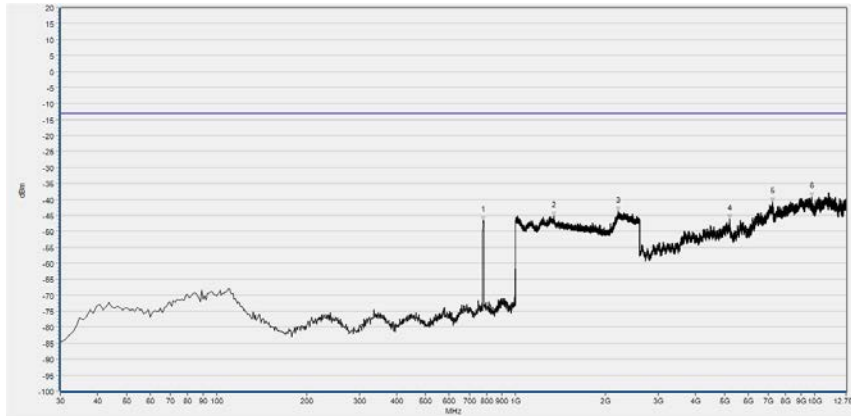


No.	Fre.(MHz)	PK (dBm)	Limit (dBm)	Antenna	Verdict
1	708.709	-60.71	-13.00	Vertical	N/A
2	738.809	-60.49	-13.00	Vertical	N/A
3	1650.884	-43.06	-13.00	Vertical	PASS
4	2354.585	-38.49	-13.00	Vertical	PASS
5	4516.703	-47.09	-13.00	Vertical	PASS
6	9026.235	-39.03	-13.00	Vertical	PASS

LTE Band 13, 5MHz BW, Low Channel, QPSK

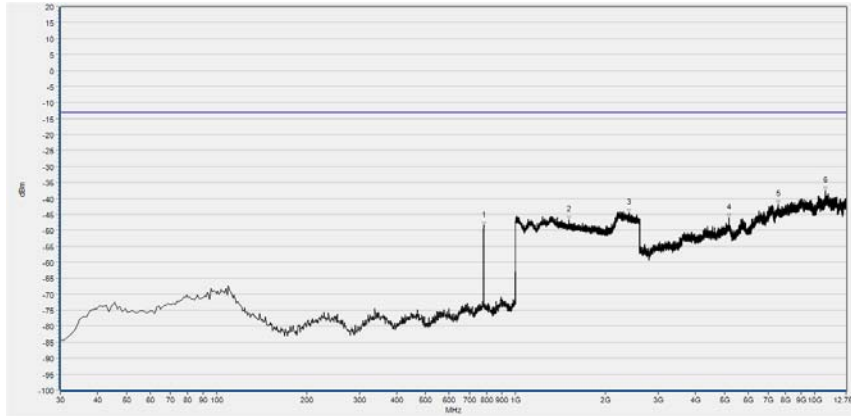


No.	Fre.(MHz)	PK (dBm)	Limit (dBm)	Antenna	Verdict
1	778.840	-50.11	-13.00	Horizontal	N/A
2	1565.346	-46.66	-13.00	Horizontal	PASS
3	2195.998	-43.95	-13.00	Horizontal	PASS
4	3772.077	-50.26	-13.00	Horizontal	PASS
5	7175.714	-41.73	-13.00	Horizontal	PASS
6	10961.429	-38.88	-13.00	Horizontal	PASS

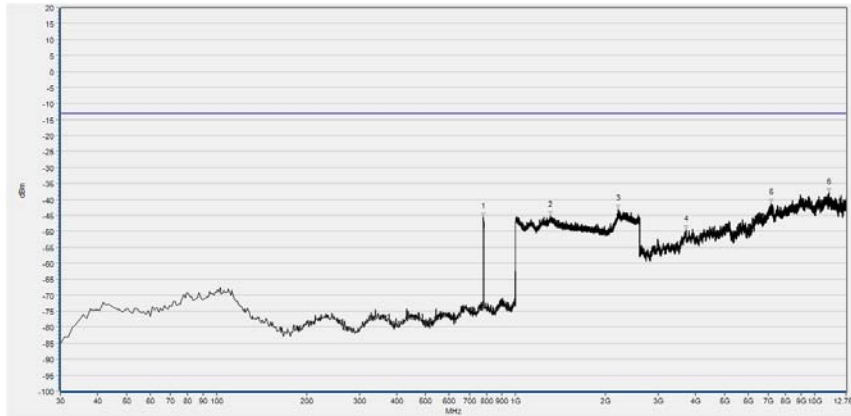


No.	Fre.(MHz)	PK (dBm)	Limit (dBm)	Antenna	Verdict
1	779.810	-46.64	-13.00	Vertical	N/A
2	1345.098	-45.30	-13.00	Vertical	PASS
3	2204.322	-43.62	-13.00	Vertical	PASS
4	5189.644	-46.25	-13.00	Vertical	PASS
5	7242.162	-40.88	-13.00	Vertical	PASS
6	9769.049	-39.18	-13.00	Vertical	PASS

LTE Band 13, 5MHz BW, Mid Channel, QPSK

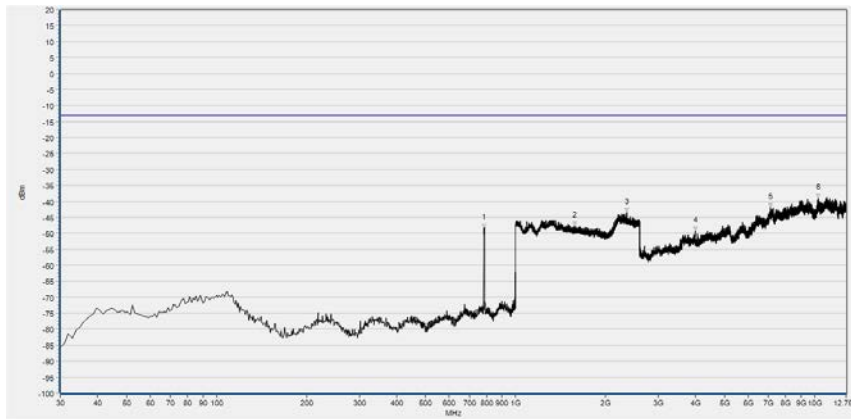


No.	Fre.(MHz)	PK (dBm)	Limit (dBm)	Antenna	Verdict
1	781.750	-48.57	-13.00	Horizontal	N/A
2	1507.083	-46.81	-13.00	Horizontal	PASS
3	2392.557	-44.50	-13.00	Horizontal	PASS
4	5161.957	-46.23	-13.00	Horizontal	PASS
5	7555.947	-41.98	-13.00	Horizontal	PASS
6	10896.827	-37.74	-13.00	Horizontal	PASS

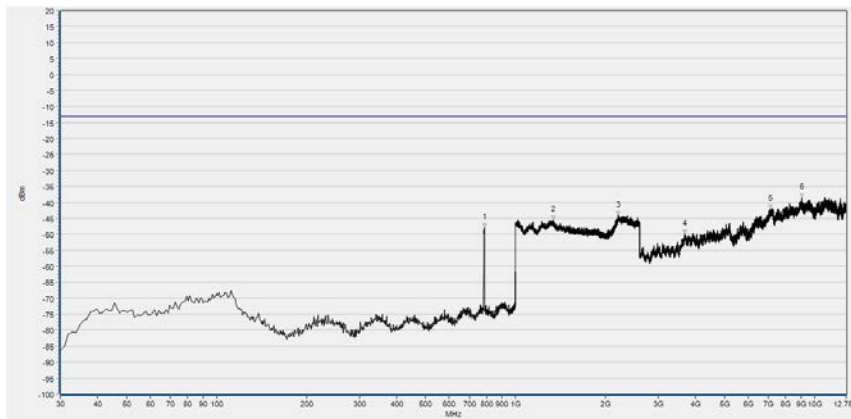


No.	Fre.(MHz)	PK (dBm)	Limit (dBm)	Antenna	Verdict
1	779.810	-45.41	-13.00	Vertical	N/A
2	1306.042	-44.95	-13.00	Vertical	PASS
3	2205.602	-43.01	-13.00	Vertical	PASS
4	3716.703	-49.55	-13.00	Vertical	PASS
5	7155.410	-41.28	-13.00	Vertical	PASS
6	11168.158	-37.79	-13.00	Vertical	PASS

LTE Band 13, 5MHz BW, High Channel, QPSK



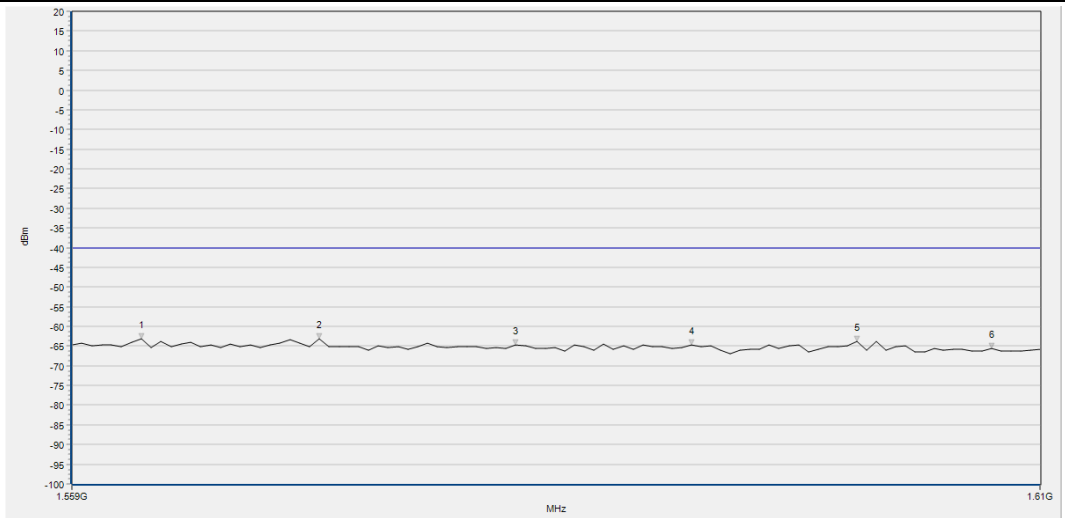
No.	Fre.(MHz)	PK (dBm)	Limit (dBm)	Antenna	Verdict
1	783.690	-48.29	-13.00	Horizontal	N/A
2	1573.029	-47.69	-13.00	Horizontal	PASS
3	2352.861	-43.57	-13.00	Horizontal	PASS
4	3982.497	-49.22	-13.00	Horizontal	PASS
5	7118.494	-41.89	-13.00	Horizontal	PASS
6	10295.099	-38.89	-13.00	Horizontal	PASS



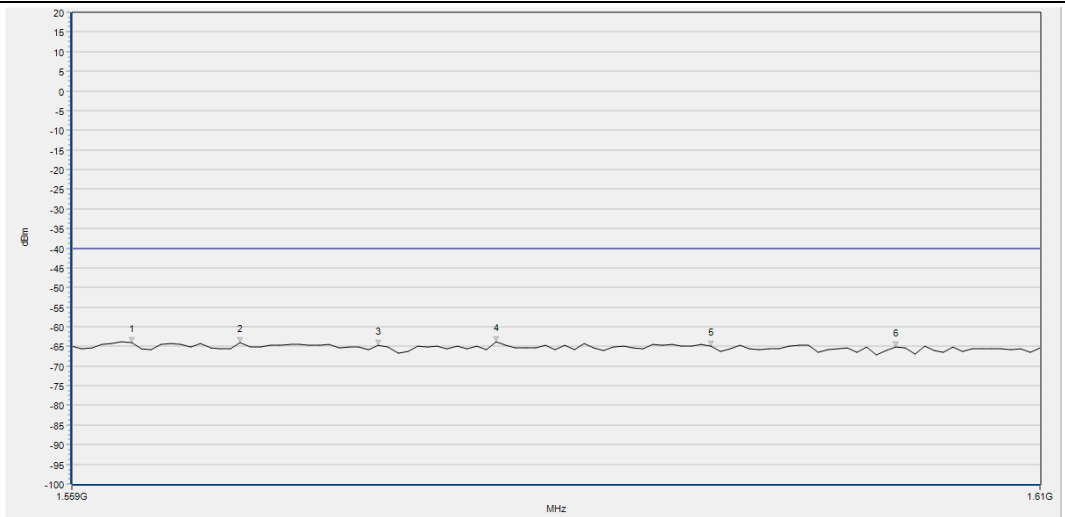
No.	Fre.(MHz)	PK (dBm)	Limit (dBm)	Antenna	Verdict
1	786.600	-47.97	-13.00	Vertical	N/A
2	1338.055	-45.50	-13.00	Vertical	PASS
3	2201.761	-44.12	-13.00	Vertical	PASS
4	3679.787	-49.94	-13.00	Vertical	PASS
5	7098.191	-42.11	-13.00	Vertical	PASS
6	9063.957	-38.65	-13.00	Vertical	PASS



LTE Band 13, 1559MHz-1610MHz, 5MHz BW, Mid Channel, QPSK



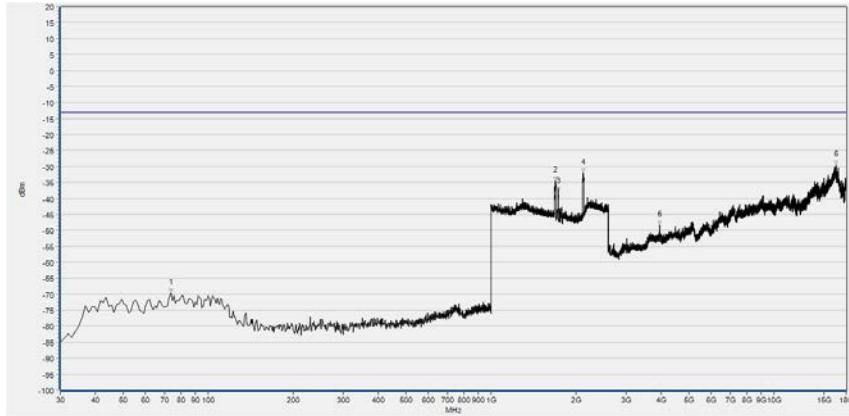
No.	Fre.(MHz)	PK (dBm)	Limit (dBm)	Antenna	Verdict
1	1562.606	-63.19	-40.00	Horizontal	PASS
2	1571.879	-63.07	-40.00	Horizontal	PASS
3	1582.182	-64.78	-40.00	Horizontal	PASS
4	1591.455	-64.74	-40.00	Horizontal	PASS
5	1600.212	-63.77	-40.00	Horizontal	PASS
6	1607.424	-65.54	-40.00	Horizontal	PASS



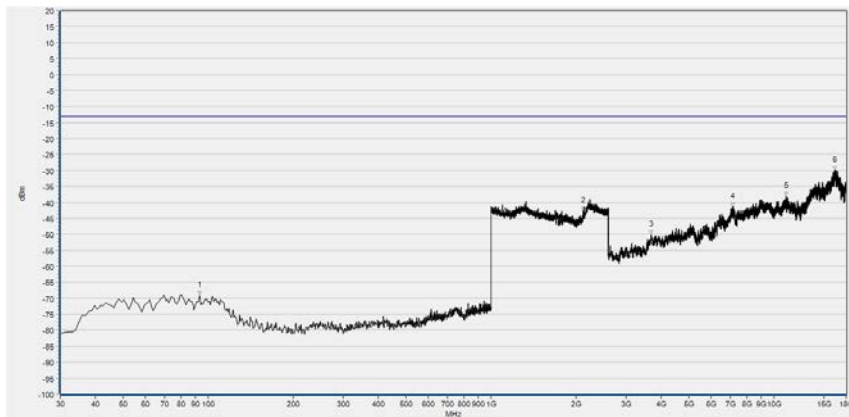
No.	Fre.(MHz)	PK (dBm)	Limit (dBm)	Antenna	Verdict
1	1562.091	-64.12	-40.00	Vertical	PASS
2	1567.758	-64.10	-40.00	Vertical	PASS
3	1574.970	-64.77	-40.00	Vertical	PASS
4	1581.152	-63.75	-40.00	Vertical	PASS
5	1592.485	-64.92	-40.00	Vertical	PASS
6	1602.273	-65.13	-40.00	Vertical	PASS



LTE Band 66, 20MHz BW, Low Channel, QPSK

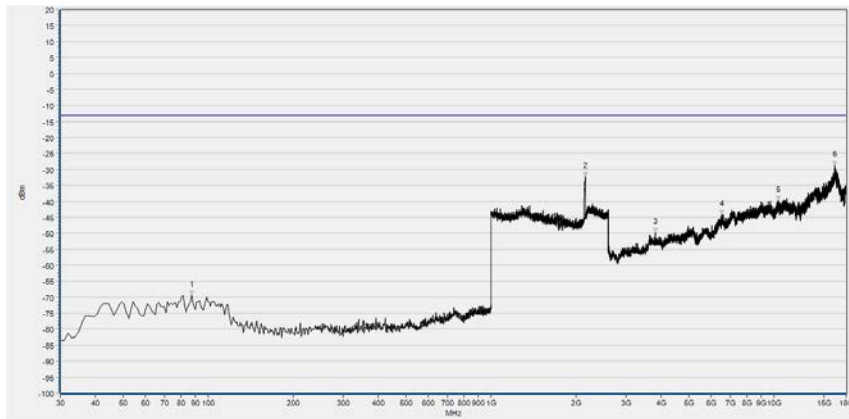


No.	Fre.(MHz)	PK (dBm)	Limit (dBm)	Antenna	Verdict
1	73.694	-69.70	-13.00	Horizontal	PASS
2	1685.943	-34.49	-13.00	Horizontal	N/A
3	1728.364	-37.79	-13.00	Horizontal	N/A
4	2117.359	-32.10	-13.00	Horizontal	N/A
5	3942.590	-48.46	-13.00	Horizontal	PASS
6	16547.025	-29.56	-13.00	Horizontal	PASS

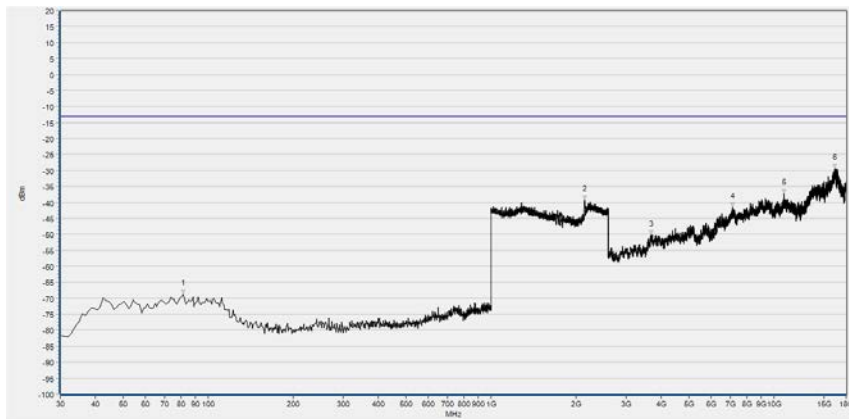


No.	Fre.(MHz)	PK (dBm)	Limit (dBm)	Antenna	Verdict
1	93.113	-69.27	-13.00	Vertical	PASS
2	2114.157	-42.77	-13.00	Vertical	N/A
3	3685.881	-50.07	-13.00	Vertical	PASS
4	7159.160	-41.34	-13.00	Vertical	PASS
5	11025.204	-38.14	-13.00	Vertical	PASS
6	16392.999	-30.14	-13.00	Vertical	PASS

LTE Band 66, 20MHz BW, Mid Channel, QPSK

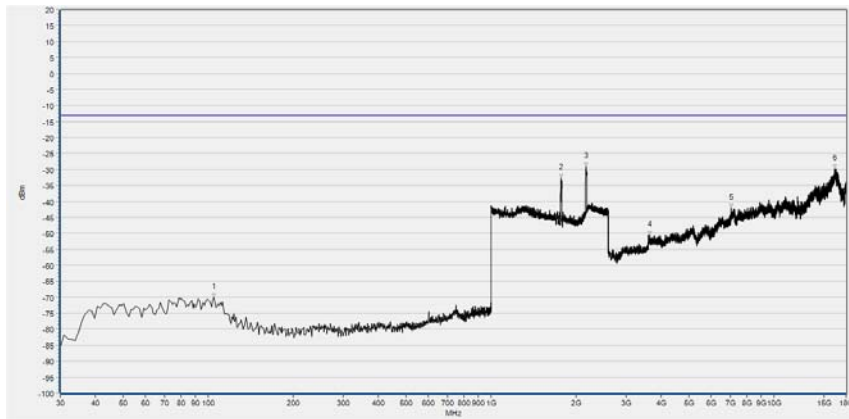


No.	Fre.(MHz)	PK (dBm)	Limit (dBm)	Antenna	Verdict
1	87.287	-69.47	-13.00	Horizontal	PASS
2	2151.776	-32.36	-13.00	Horizontal	N/A
3	3801.400	-49.68	-13.00	Horizontal	PASS
4	6535.356	-44.05	-13.00	Horizontal	PASS
5	10360.327	-39.63	-13.00	Horizontal	PASS
6	16405.834	-28.83	-13.00	Horizontal	PASS

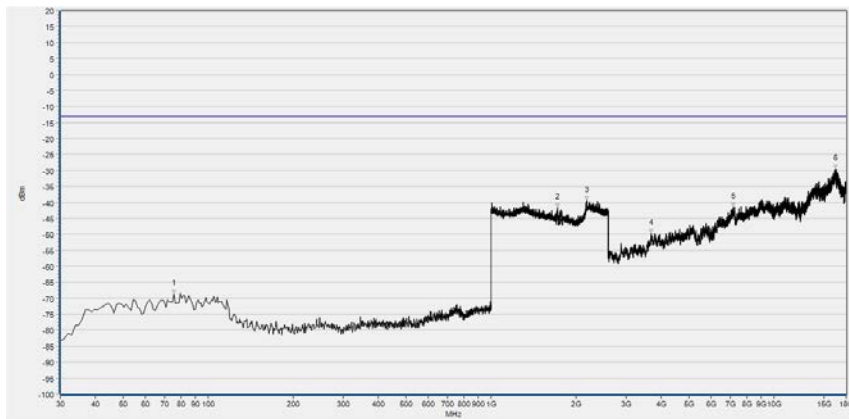


No.	Fre.(MHz)	PK (dBm)	Limit (dBm)	Antenna	Verdict
1	81.461	-68.73	-13.00	Vertical	PASS
2	2138.969	-39.30	-13.00	Vertical	N/A
3	3680.747	-50.17	-13.00	Vertical	PASS
4	7151.459	-41.39	-13.00	Vertical	PASS
5	10835.239	-37.23	-13.00	Vertical	PASS
6	16428.938	-29.29	-13.00	Vertical	PASS

LTE Band 66, 20MHz BW, High Channel, QPSK



No.	Fre.(MHz)	PK (dBm)	Limit (dBm)	Antenna	Verdict
1	104.765	-69.98	-13.00	Horizontal	PASS
2	1765.983	-32.74	-13.00	Horizontal	N/A
3	2162.181	-29.06	-13.00	Horizontal	N/A
4	3647.375	-50.72	-13.00	Horizontal	PASS
5	7041.074	-42.18	-13.00	Horizontal	PASS
6	16408.401	-29.90	-13.00	Horizontal	PASS



No.	Fre.(MHz)	PK (dBm)	Limit (dBm)	Antenna	Verdict
1	75.636	-68.82	-13.00	Vertical	PASS
2	1717.159	-41.62	-13.00	Vertical	PASS
3	2174.987	-39.55	-13.00	Vertical	N/A
4	3680.747	-49.79	-13.00	Vertical	PASS
5	7171.995	-41.46	-13.00	Vertical	PASS
6	16511.085	-29.57	-13.00	Vertical	PASS

## Annex A Test Uncertainty

Where relevant, the following measurement uncertainty levels have been estimated for test performed on the EUT as specified in CISPR 16-1-2:

Test Items	Uncertainty
Output Power	$\pm 2.22$ dB
Bandwidth	$\pm 5\%$
Conducted Spurious Emission	$\pm 2.77$ dB
Band Edge	$\pm 2.77$ dB
Equivalent Isotropic Radiated Power	$\pm 2.22$ dB
Radiated Spurious Emissions	$\pm 6$ dB

This uncertainty represent an expanded uncertainty expressed at approximately the 95% confidence level using a coverage factor of  $k=2$ .



## Annex B Testing Laboratory Information

### 1. Identification of the Responsible Testing Laboratory

<b>Laboratory Name:</b>	Shenzhen Morlab Communications Technology Co., Ltd.
<b>Laboratory Address:</b>	FL.3, Building A, FeiYang Science Park, No.8 LongChang Road, Block 67, BaoAn District, ShenZhen, GuangDong Province, P. R. China
<b>Telephone:</b>	+86 755 36698555
<b>Facsimile:</b>	+86 755 36698525

### 2. Identification of the Responsible Testing Location

<b>Name:</b>	Shenzhen Morlab Communications Technology Co., Ltd.
<b>Address:</b>	FL.3, Building A, FeiYang Science Park, No.8 LongChang Road, Block 67, BaoAn District, ShenZhen, GuangDong Province, P. R. China

### 3. Facilities and Accreditations

All measurement facilities used to collect the measurement data are located at FL.3, Building A, FeiYang Science Park, Block 67, BaoAn District, Shenzhen, 518101 P. R. China. The test site is constructed in conformance with the requirements of ANSI C63.10-2013 and CISPR Publication 22; the FCC designation number is CN1192, the test firm registration number is 226174.



#### 4. Test Equipments Utilized

##### 4.1 Conducted Test Equipment

Equipment Name	Serial No.	Type	Manufacturer	Cal. Date	Due Date
EXA Signal Analyzer	MY51511149	N9020A	Agilent	2023.06.21	2024.06.20
Communication Test Station	6200995016	MT8820C	Anritsu	2023.06.21	2024.06.20
Temperature Chamber	S022177101 00089002	KMT-36LF 1A0	KOMEG	2023.09.19	2024.09.18

##### 4.2 List of Software Used

Description	Manufacturer	Software Version
Morlab FCC LTE Test System	MORLAB	V6.45
MORLAB EMCR	MORLAB	V1.2

**4.3 Radiated Test Equipment**

Equipment Name	Serial No.	Type	Manufacturer	Cal. Date	Due Date
System Simulator	152038	CMW500	R&S	2023.10.17	2024.10.16
Receiver	MY54130016	N9038A	Agilent	2023.06.21	2024.06.20
Test Antenna - Bi-Log	9163-519	VULB 9163	Schwarzbeck	2023.07.01	2024.06.30
Test Antenna - Horn	9120D-963	BBHA 9120D	Schwarzbeck	2023.06.27	2024.06.26
RF Coaxial Cable (DC-18GHz)	MRE001	PE330	Pasternack	2023.06.27	2024.06.26
RF Coaxial Cable (DC-18GHz)	MRE002	CLU18	Pasternack	2023.06.27	2024.06.26
RF Coaxial Cable (DC-18GHz)	MRE003	CLU18	Pasternack	2023.06.27	2024.06.26
RF Coaxial Cable (DC-40GHz)	22290045	QA360-40-KK-0.5	Qualwave	2023.07.04	2024.07.03
RF Coaxial Cable (DC-40GHz)	22290046	QA360-40-KK F-2	Qualwave	2023.07.04	2024.07.03
Preamplifier (10MHz-6GHz)	46732	S10M100L380 2	LUCIX CORP.	2023.07.04	2024.07.03
Preamplifier (2GHz-18GHz)	61171/61172	S020180L320 3	LUCIX CORP.	2023.06.27	2024.06.26
Preamplifier (18GHz-40GHz)	DS77209	DCLNA0118-4 0C-S	Decentest	2023.06.27	2024.06.26
Notch Filter	N/A	WRCGV -LTE B2	Wainwright	N/A	N/A
Notch Filter	N/A	WRCGV -LTE B4	Wainwright	N/A	N/A
Notch Filter	N/A	WRCGV -LTE B5	Wainwright	N/A	N/A
Notch Filter	N/A	WRCGV -LTE B7	Wainwright	N/A	N/A
Notch Filter	N/A	WRCGV -LTE B12	Wainwright	N/A	N/A



Equipment Name	Serial No.	Type	Manufacturer	Cal. Date	Due Date
Notch Filter	N/A	WRCGV -LTE 13	Wainwright	N/A	N/A
Notch Filter	N/A	WRCGV -LTE B17	Wainwright	N/A	N/A
Notch Filter	N/A	WRCGV -LTE B66	Wainwright	N/A	N/A
Anechoic Chamber	N/A	9m*6m*6m	CRT	2022.05.10	2025.05.09

\_\_\_\_\_ END OF REPORT \_\_\_\_\_