



REPORT No.: SZ22070205S03

Annex C Plots of T-Coil Test Results

HAC_T-Coil_GSM850_GSM Voice_Ch189_Z

Communication System: UID 10021 - DAB, GSM-FDD (TDMA, GMSK); Frequency: 836.6 MHz; Duty Cycle: 1:8.3

Medium: Air Medium parameters used: $\sigma = 0$ S/m, $\epsilon_r = 1$; $\rho = 0$ kg/m³

Ambient Temperature : 23.2 °C

DASY5 Configuration:

- Probe: AM1DV2 - 1048; ; Calibrated: 2021.02.22
- Sensor-Surface: 0mm (Fix Surface)
- Electronics: DAE4 Sn480; Calibrated: 2020.06.02
- Phantom: HAC Test Arch with AMCC; Type: SD HAC P01 BA;
- Measurement SW: DASY52, Version 52.8 (8); SEMCAD X Version 14.6.10 (7331)


Ch189/z (axial) 4.2mm 50 x 50/ABM SNR(x,y,z) (13x13x1): Measurement grid: dx=10mm, dy=10mm

ABM1/ABM2 = 28.11 dB

ABM1 comp = -5.28 dBA/m

BWC Factor = -0.09 dB

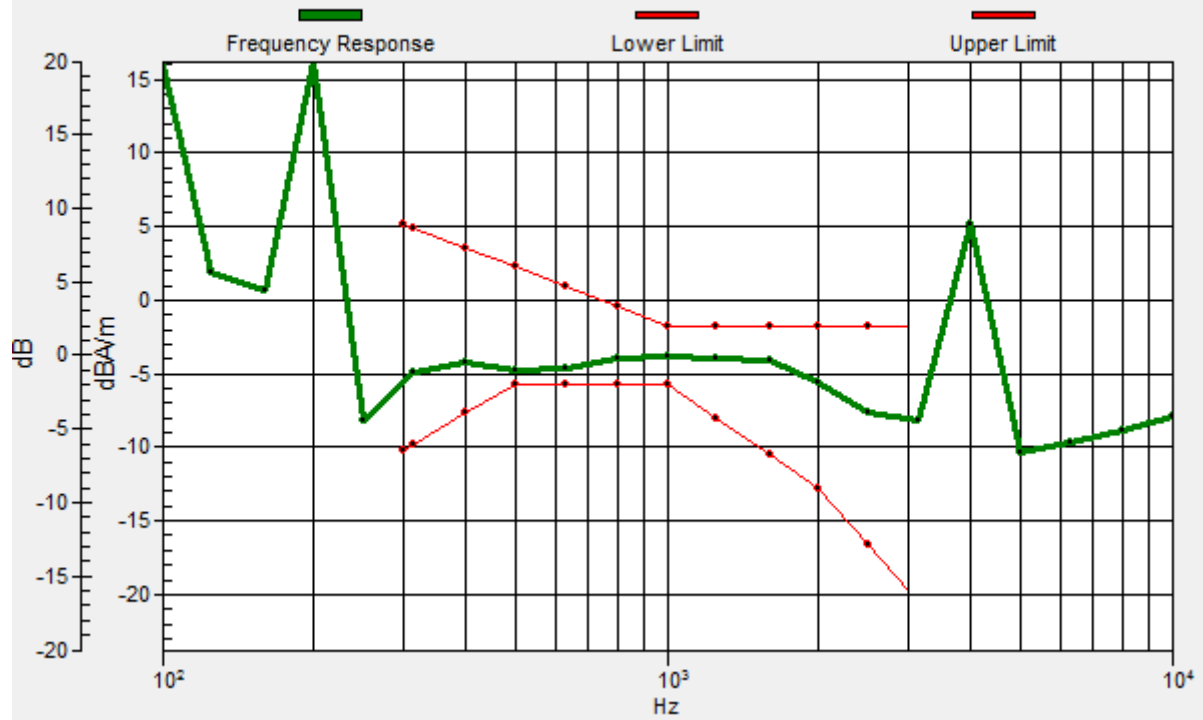
Location: 4.2, 0, 3.7 mm



0 dB = 1.000 = 0.00 dB

Ch189/z (axial) wideband at best S/N/ABM Freq Resp(x,y,z,f)

Loc: 4.2, 0, 3.7 mm Diff: 0.93dB



HAC_T-Coil_GSM850_GSM Voice_Ch189_Y

Communication System: UID 10021 - DAB, GSM-FDD (TDMA, GMSK); Frequency: 836.6 MHz; Duty Cycle: 1:8.3

Medium: Air Medium parameters used: $\sigma = 0$ S/m, $\epsilon_r = 1$; $\rho = 0$ kg/m³

Ambient Temperature : 23.2 °C

DASY5 Configuration:

- Probe: AM1DV2 - 1048; ; Calibrated: 2021.02.22
- Sensor-Surface: 0mm (Fix Surface)
- Electronics: DAE4 Sn480; Calibrated: 2020.06.02
- Phantom: HAC Test Arch with AMCC; Type: SD HAC P01 BA;
- Measurement SW: DASY52, Version 52.8 (8); SEMCAD X Version 14.6.10 (7331)

Ch189/y (transversal) 4.2mm 50 x 50/ABM SNR(x,y,z) (13x13x1): Measurement grid:


dx=10mm, dy=10mm

ABM1/ABM2 = 25.04 dB

ABM1 comp = -2.98 dBA/m

BWC Factor = -0.09 dB

Location: 0, -8.3, 3.7 mm



0 dB = 17.86 = 25.04 dB

HAC_T-Coil_GSM1900_GSM Voice_Ch661_Z

Communication System: UID 0, Generic GSM (0); Frequency: 1880 MHz; Duty Cycle: 1:8.30042

Medium: Air Medium parameters used: $\sigma = 0$ S/m, $\epsilon_r = 1$; $\rho = 0$ kg/m³

Ambient Temperature : 23.2 °C

DASY5 Configuration:

- Probe: AM1DV2 - 1048; ; Calibrated: 2021.02.22
- Sensor-Surface: 0mm (Fix Surface)
- Electronics: DAE4 Sn480; Calibrated: 2020.06.02
- Phantom: HAC Test Arch with AMCC; Type: SD HAC P01 BA;
- Measurement SW: DASY52, Version 52.8 (8); SEMCAD X Version 14.6.10 (7331)


Ch661/z (axial) 4.2mm 50 x 50/ABM SNR(x,y,z) (13x13x1): Measurement grid: dx=10mm, dy=10mm

ABM1/ABM2 = 25.89 dB

ABM1 comp = -7.32 dBA/m

BWC Factor = 0.0089 dB

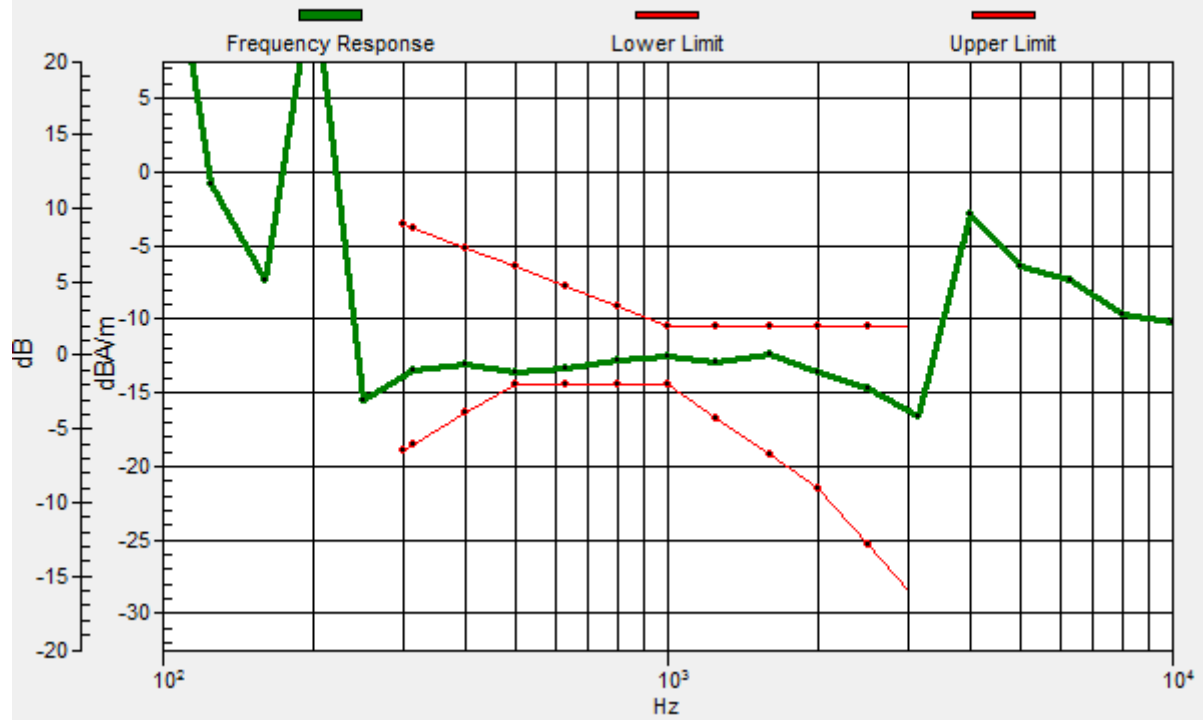
Location: 4.2, 4.2, 3.7 mm



0 dB = 9.908 = 25.89 dB

Ch661/z (axial) wideband at best S/N/ABM Freq Resp(x,y,z,f)

Loc: 4.2, 4.2, 3.7 mm Diff: 0.8dB



HAC_T-Coil_GSM1900_GSM Voice_Ch661_Y

Communication System: UID 0, Generic GSM (0); Frequency: 1880 MHz; Duty Cycle: 1:8.30042

Medium: Air Medium parameters used: $\sigma = 0 \text{ S/m}$, $\epsilon_r = 1$; $\rho = 0 \text{ kg/m}^3$

Ambient Temperature : 23.2 °C

DASY5 Configuration:

- Probe: AM1DV2 - 1048; ; Calibrated: 2019.12.10
- Sensor-Surface: 0mm (Fix Surface)
- Electronics: DAE4 Sn480; Calibrated: 2020.06.02
- Phantom: HAC Test Arch with AMCC; Type: SD HAC P01 BA;
- Measurement SW: DASY52, Version 52.8 (8); SEMCAD X Version 14.6.10 (7331)

Ch661/y (transversal) 4.2mm 50 x 50/ABM Signal(x,y,z) (13x13x1): Measurement grid:


dx=10mm, dy=10mm

ABM1/ABM2 = 24.96 dB

ABM1 comp = -3.13 dBA/m

BWC Factor = -0.39 dB

Location: -4.2, -8.3, 3.7 mm



0 dB = 3.283 A/m = 24.96 dBA/m

HAC_T-Coil_WCDMA Band II_AMR 12.12Kbps_Ch9400_Z

Communication System: UID 10011 - CAB, UMTS-FDD (WCDMA); Frequency: 1880 MHz; Duty Cycle: 1:1.95434

Medium: Air Medium parameters used: $\sigma = 0$ S/m, $\epsilon_r = 1$; $\rho = 0$ kg/m³

Ambient Temperature : 23.2 °C

DASY5 Configuration:

- Probe: AM1DV2 - 1048; ; Calibrated: 2021.02.22
- Sensor-Surface: 0mm (Fix Surface)
- Electronics: DAE4 Sn480; Calibrated: 2020.06.02
- Phantom: HAC Test Arch with AMCC; Type: SD HAC P01 BA;
- Measurement SW: DASY52, Version 52.8 (8); SEMCAD X Version 14.6.10 (7331)

Ch18900/z (axial) 4.2mm 50 x 50/ABM SNR(x,y,z) (13x13x1): Measurement grid:


dx=10mm, dy=10mm

ABM1/ABM2 = 36.36 dB

ABM1 comp = -9.13 dBA/m

BWC Factor = -0.0089 dB

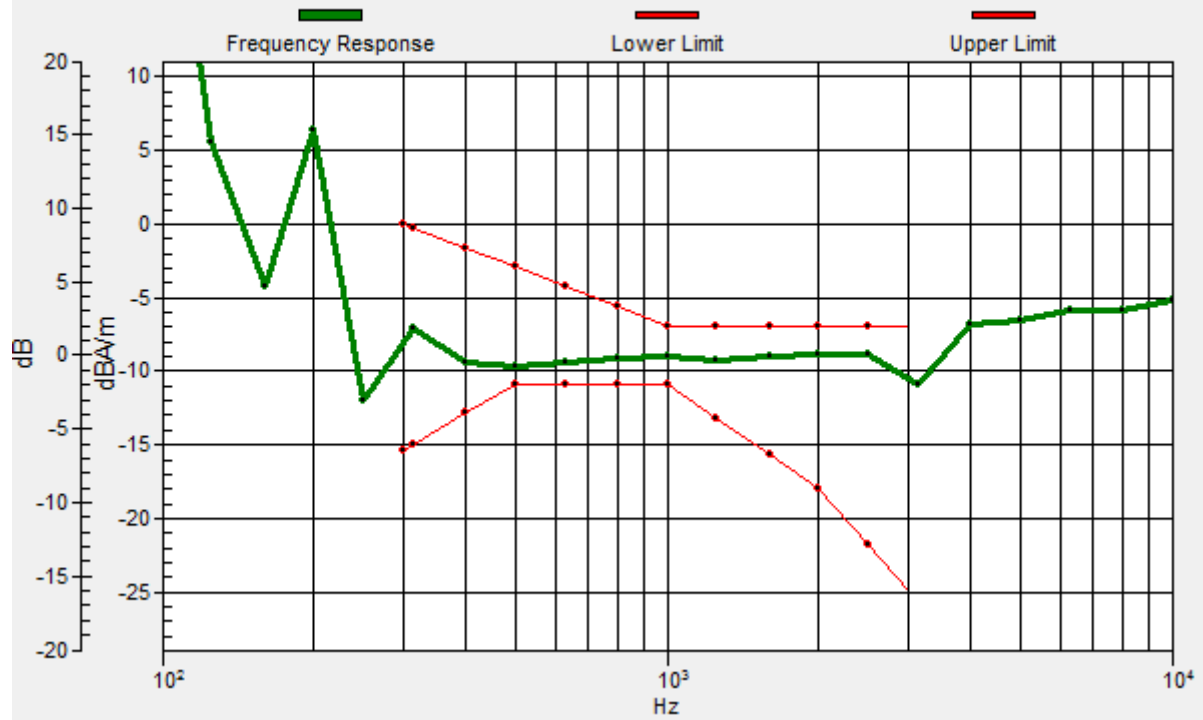
Location: 0, 4.2, 3.7 mm



0 dB = 65.77 = 36.36 dB

Ch18900/z (axial) wideband at best S/N/ABM Freq Resp(x,y,z,f)

Loc: 0, 4.2, 3.7 mm Diff: 1.28dB



HAC_T-Coil_WCDMA Band II_AMR 12.12Kbps_Ch9400_Y

Communication System: UID 10011 - CAB, UMTS-FDD (WCDMA); Frequency: 1880 MHz; Duty Cycle: 1:1.95434

Medium: Air Medium parameters used: $\sigma = 0$ S/m, $\epsilon_r = 1$; $\rho = 0$ kg/m³

Ambient Temperature : 23.2 °C

DASY5 Configuration:

- Probe: AM1DV2 - 1048; ; Calibrated: 2021.02.22
- Sensor-Surface: 0mm (Fix Surface)
- Electronics: DAE4 Sn480; Calibrated: 2020.06.02
- Phantom: HAC Test Arch with AMCC; Type: SD HAC P01 BA;
- Measurement SW: DASY52, Version 52.8 (8); SEMCAD X Version 14.6.10 (7331)

Ch18900/y (transversal) 4.2mm 50 x 50/ABM SNR(x,y,z) (13x13x1): Measurement grid:


dx=10mm, dy=10mm

ABM1/ABM2 = 29.81 dB

ABM1 comp = -17.63 dBA/m

BWC Factor = -0.0089 dB

Location: -4.2, -8.3, 3.7 mm



0 dB = 30.93 = 29.81 dB

HAC_T-Coil_WCDMA Band IV_AMR 12.12Kbps_Ch1413_Z

Communication System: UID 10011 - CAB, UMTS-FDD (WCDMA); Frequency: 1732.4 MHz; Duty Cycle: 1:1.95434

Medium: Air Medium parameters used: $\sigma = 0$ S/m, $\epsilon_r = 1$; $\rho = 0$ kg/m³

Ambient Temperature : 23.2 °C

DASY5 Configuration:

- Probe: AM1DV2 - 1048; ; Calibrated: 2021.02.22
- Sensor-Surface: 0mm (Fix Surface)
- Electronics: DAE4 Sn480; Calibrated: 2020.06.02
- Phantom: HAC Test Arch with AMCC; Type: SD HAC P01 BA;
- Measurement SW: DASY52, Version 52.8 (8); SEMCAD X Version 14.6.10 (7331)

Ch1413/z (axial) 4.2mm 50 x 50/ABM SNR(x,y,z) (13x13x1): Measurement grid:


dx=10mm, dy=10mm

ABM1/ABM2 = 39.50 dB

ABM1 comp = -6.84 dBA/m

BWC Factor = -0.05 dB

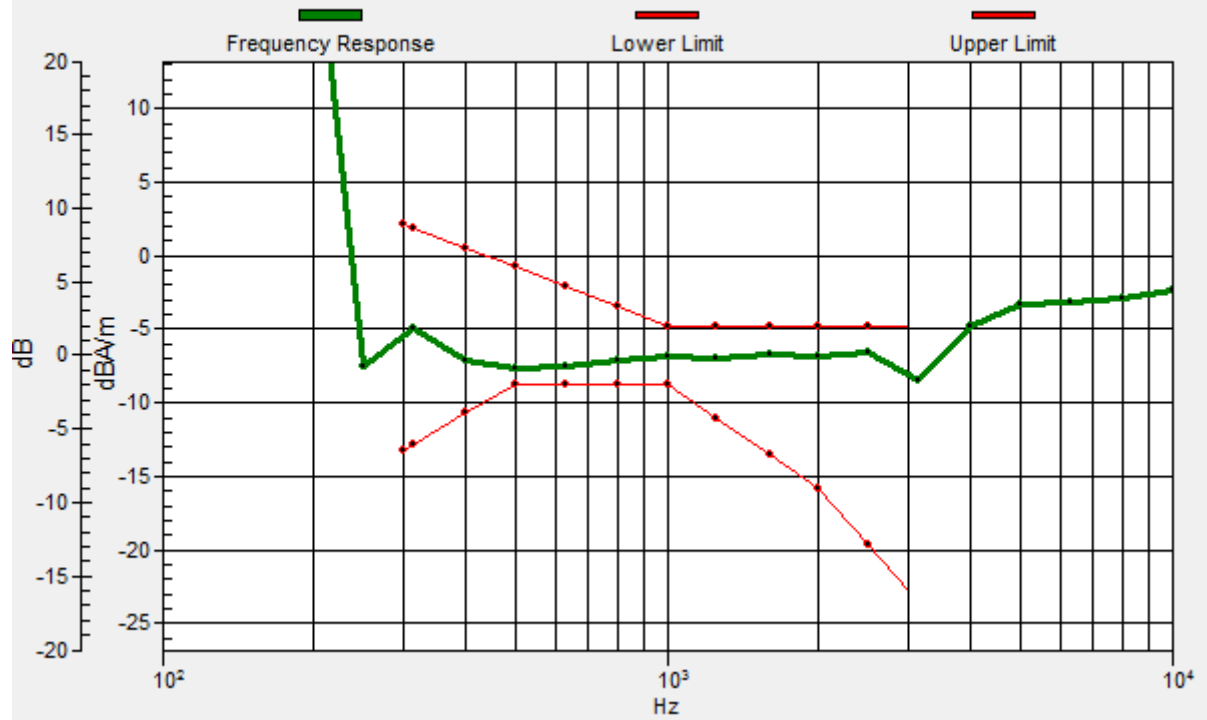
Location: 4.2, 4.2, 3.7 mm



0 dB = 94.35 = 39.49 dB

Ch1413/z (axial) wideband at best S/N/ABM Freq Resp(x,y,z,f)

Loc: 4.2, 4.2, 3.7 mm Diff: 1.07dB



HAC_T-Coil_WCDMA Band IV_AMR 12.12Kbps_Ch1413_Y

Communication System: UID 10011 - CAB, UMTS-FDD (WCDMA); Frequency: 1732.4 MHz; Duty Cycle: 1:1.95434

Medium: Air Medium parameters used: $\sigma = 0$ S/m, $\epsilon_r = 1$; $\rho = 0$ kg/m³

Ambient Temperature : 23.2 °C

DASY5 Configuration:

- Probe: AM1DV2 - 1048; ; Calibrated: 2021.02.22
- Sensor-Surface: 0mm (Fix Surface)
- Electronics: DAE4 Sn480; Calibrated: 2020.06.02
- Phantom: HAC Test Arch with AMCC; Type: SD HAC P01 BA;
- Measurement SW: DASY52, Version 52.8 (8); SEMCAD X Version 14.6.10 (7331)

Ch1413/y (transversal) 4.2mm 50 x 50/ABM SNR(x,y,z) (13x13x1): Measurement grid:


dx=10mm, dy=10mm

ABM1/ABM2 = 31.22 dB

ABM1 comp = -15.81 dBA/m

BWC Factor = -0.05 dB

Location: 0, -8.3, 3.7 mm



0 dB = 36.38 = 31.22 dB

HAC_T-Coil_WCDMA Band V_AMR 12.12Kbps_Ch4182_Z

Communication System: UID 10011 - CAB, UMTS-FDD (WCDMA); Frequency: 836.4 MHz; Duty Cycle: 1:1.95434

Medium: Air Medium parameters used: $\sigma = 0$ S/m, $\epsilon_r = 1$; $\rho = 0$ kg/m³

Ambient Temperature : 23.2 °C

DASY5 Configuration:

- Probe: AM1DV2 - 1048; ; Calibrated: 2021.02.22
- Sensor-Surface: 0mm (Fix Surface)
- Electronics: DAE4 Sn480; Calibrated: 2020.06.02
- Phantom: HAC Test Arch with AMCC; Type: SD HAC P01 BA;
- Measurement SW: DASY52, Version 52.8 (8); SEMCAD X Version 14.6.10 (7331)

Ch4182/z (axial) 4.2mm 50 x 50/ABM SNR(x,y,z) (13x13x1): Measurement grid:

dx=10mm, dy=10mm

ABM1/ABM2 = 35.31 dB

ABM1 comp = -14.95 dBA/m

BWC Factor = 0.0088 dB

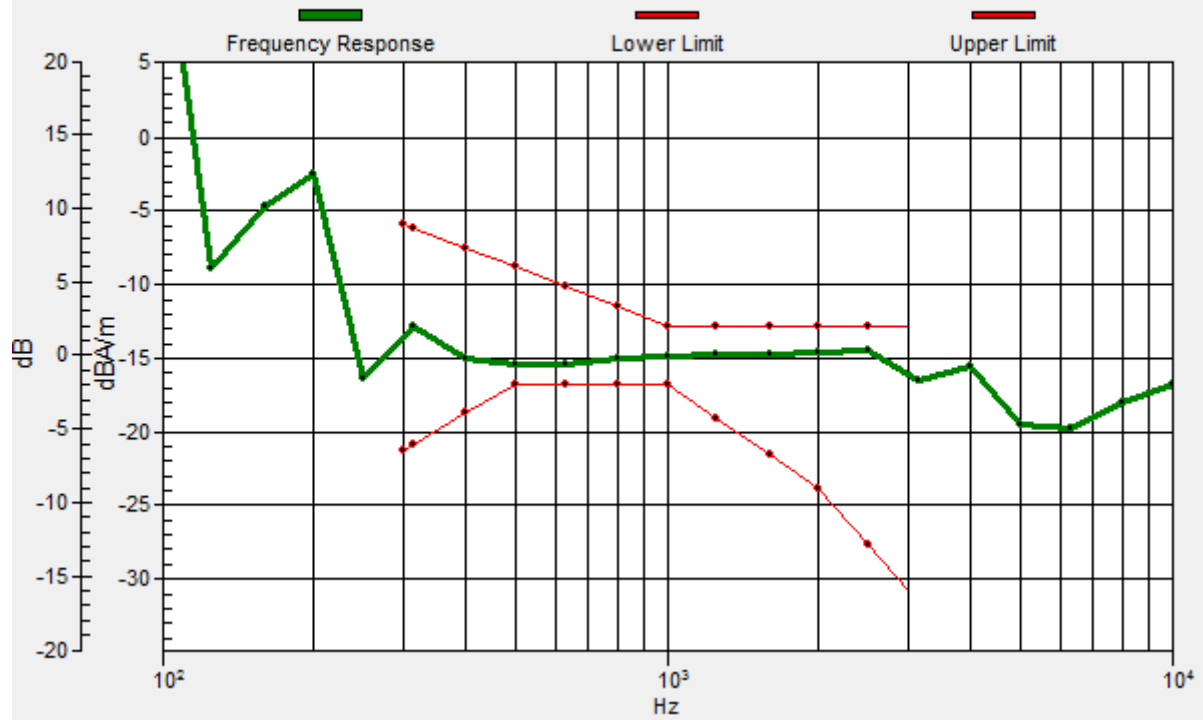
Location: 0, 0, 3.7 mm



0 dB = 58.26 = 35.31 dB

Ch4182/z (axial) wideband at best S/N/ABM Freq Resp(x,y,z,f)

Loc: 0, 0, 3.7 mm Diff: 1.34dB



HAC_T-Coil_WCDMA Band V_AMR 12.12Kbps_Ch4182_Y

Communication System: UID 10011 - CAB, UMTS-FDD (WCDMA); Frequency: 836.4 MHz; Duty Cycle: 1:1.95434

Medium: Air Medium parameters used: $\sigma = 0$ S/m, $\epsilon_r = 1$; $\rho = 0$ kg/m³

Ambient Temperature : 23.2 °C

DASY5 Configuration:

- Probe: AM1DV2 - 1048; ; Calibrated: 2021.02.22
- Sensor-Surface: 0mm (Fix Surface)
- Electronics: DAE4 Sn480; Calibrated: 2020.06.02
- Phantom: HAC Test Arch with AMCC; Type: SD HAC P01 BA;
- Measurement SW: DASY52, Version 52.8 (8); SEMCAD X Version 14.6.10 (7331)

Ch4182/y (transversal) 4.2mm 50 x 50/ABM SNR(x,y,z) (13x13x1): Measurement grid:


dx=10mm, dy=10mm

ABM1/ABM2 = 31.81 dB

ABM1 comp = -16.14 dBA/m

BWC Factor = -0.10 dB

Location: 0, -8.3, 3.7 mm



0 dB = 38.95 = 31.81 dB

HAC_T-Coil_LTE Band 2_20M_QPSK_1RB_0offset_AMR 12.2Kbps_Ch18900_Z

Communication System: UID 10169 - CAB, LTE-FDD (SC-FDMA, 1 RB, 20 MHz, QPSK);

Frequency: 1880 MHz; Duty Cycle: 1:1

Medium: Air Medium parameters used: $\sigma = 0$ S/m, $\epsilon_r = 1$; $\rho = 0$ kg/m³

Ambient Temperature : 23.2 °C

DASY5 Configuration:

- Probe: AM1DV2 - 1048; ; Calibrated: 2021.02.22

- Sensor-Surface: 0mm (Fix Surface)

- Electronics: DAE4 Sn480; Calibrated: 2020.06.02

- Phantom: HAC Test Arch with AMCC; Type: SD HAC P01 BA;

- Measurement SW: DASY52, Version 52.8 (8); SEMCAD X Version 14.6.10 (7331)

Ch18900/z (axial) wideband at best S/N/ABM Freq Resp(x,y,z,f) (1x1x1): Measurement


grid: dx=10mm, dy=10mm

ABM1/ABM2 = 34.73 dB

ABM1 comp = -2.91 dBA/m

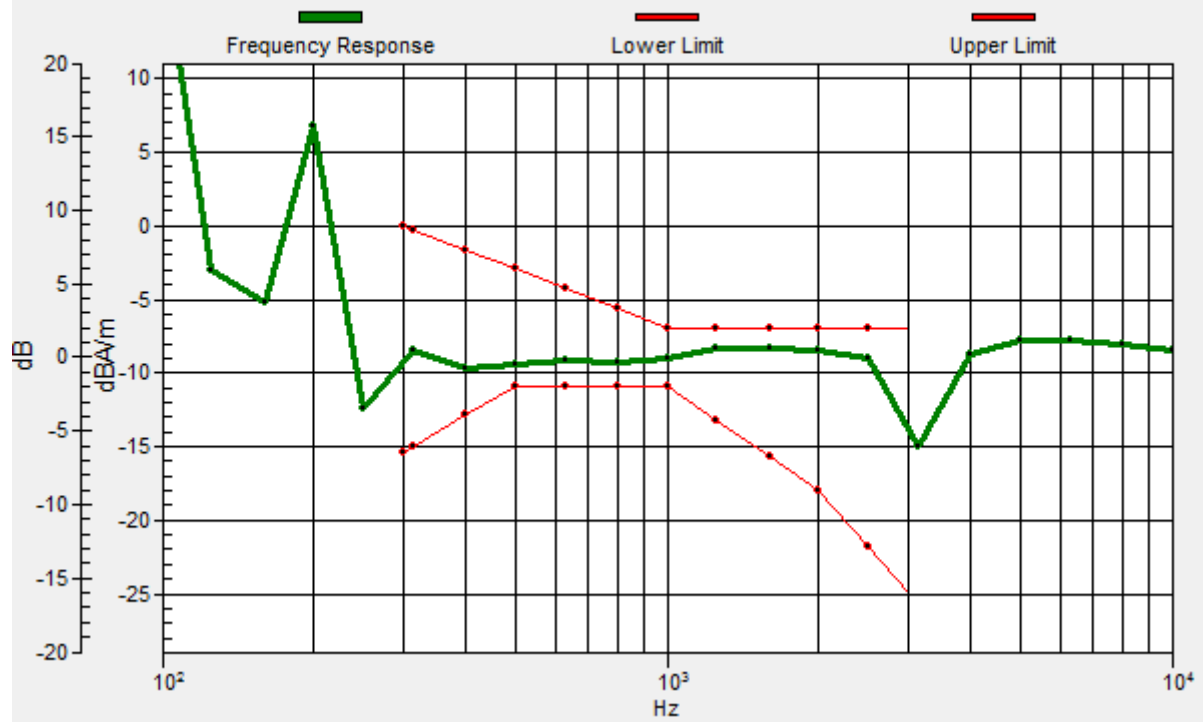
BWC Factor = -0.0076 dB

Location: 0, 4.2, 3.7 mm



Ch18900/z (axial) wideband at best S/N/ABM Freq Resp(x,y,z,f)

Loc: 0, 4.2, 3.7 mm Diff: 1.32dB



HAC_T-Coil_LTE Band 2_20M_QPSK_1RB_0offset_12.2Kbps_Ch18900_Y

Communication System: UID 10169 - CAB, LTE-FDD (SC-FDMA, 1 RB, 20 MHz, QPSK);
Frequency: 1880 MHz; Duty Cycle: 1:3.74111

Medium: Air Medium parameters used: $\sigma = 0$ S/m, $\epsilon_r = 1$; $\rho = 0$ kg/m³

Ambient Temperature : 23.2 °C

DASY5 Configuration:

- Probe: AM1DV2 - 1048; ; Calibrated: 2021.02.22
- Sensor-Surface: 0mm (Fix Surface)
- Electronics: DAE4 Sn480; Calibrated: 2020.06.02
- Phantom: HAC Test Arch with AMCC; Type: SD HAC P01 BA;
- Measurement SW: DASY52, Version 52.8 (8); SEMCAD X Version 14.6.10 (7331)

Ch18900/y (transversal) 4.2mm 50 x 50/ABM SNR(x,y,z) (13x13x1): Measurement grid:


dx=10mm, dy=10mm

ABM1/ABM2 = 32.04 dB

ABM1 comp = -10.71 dBA/m

BWC Factor = -0.0076 dB

Location: -4.2, 8.3, 3.7 mm



0 dB = 40.00 = 32.04 dB

HAC_T-Coil_LTE Band 4_20M_QPSK_1RB_0offset_AMR 12.2Kbps_Ch20175_Z

Communication System: UID 10169 - CAB, LTE-FDD (SC-FDMA, 1 RB, 20 MHz, QPSK);
Frequency: 1732.5 MHz; Duty Cycle: 1:3.74111

Medium: Air Medium parameters used: $\sigma = 0$ S/m, $\epsilon_r = 1$; $\rho = 0$ kg/m³

Ambient Temperature : 23.2 °C

DASY5 Configuration:

- Probe: AM1DV2 - 1048; ; Calibrated: 2021.02.22
- Sensor-Surface: 0mm (Fix Surface)
- Electronics: DAE4 Sn480; Calibrated: 2020.06.02
- Phantom: HAC Test Arch with AMCC; Type: SD HAC P01 BA;
- Measurement SW: DASY52, Version 52.8 (8); SEMCAD X Version 14.6.10 (7331)

Ch20175/z (axial) 4.2mm 50 x 50/ABM SNR(x,y,z) (13x13x1): Measurement grid:


dx=10mm, dy=10mm

ABM1/ABM2 = 36.20 dB

ABM1 comp = -12.11 dBA/m

BWC Factor = 0.01 dB

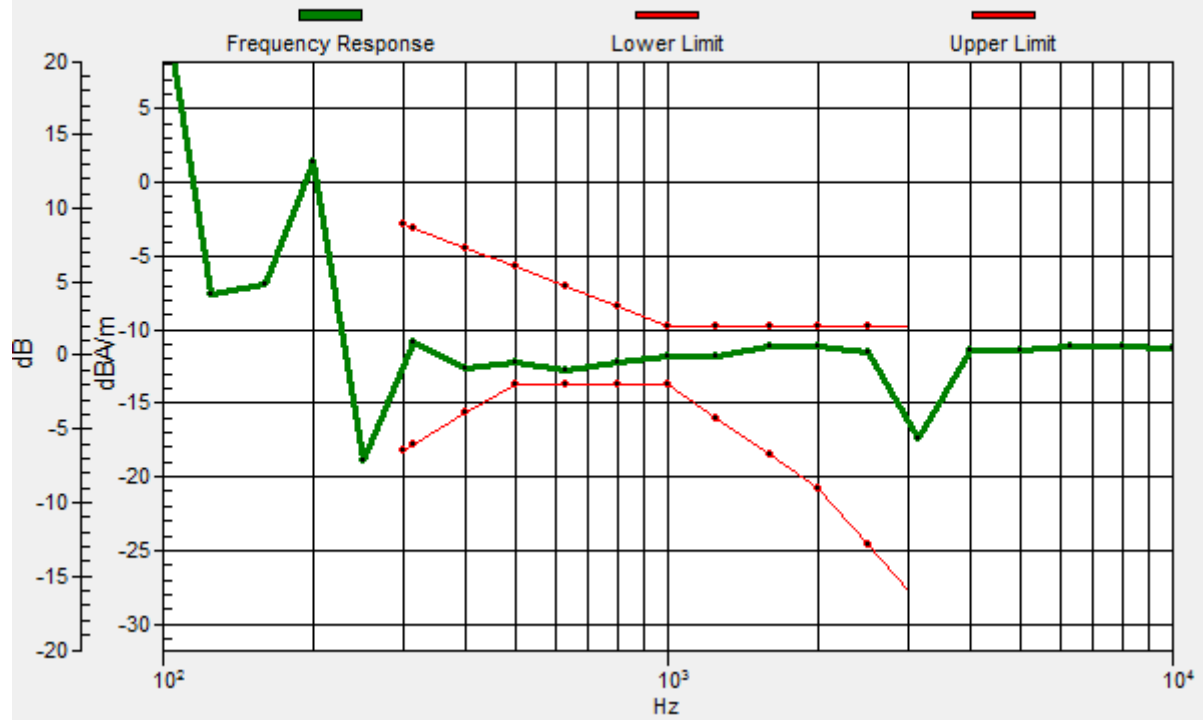
Location: 0, 0, 3.7 mm



0 dB = 64.57 = 36.20 dB

Ch20175/z (axial) wideband at best S/N/ABM Freq Resp(x,y,z,f)

Loc: 0, 0, 3.7 mm Diff: 0.93dB



HAC_T-Coil_LTE Band 4_20M_QPSK_1RB_0offset_AMR 12.2Kbps_Ch20175_Y

Communication System: UID 10169 - CAB, LTE-FDD (SC-FDMA, 1 RB, 20 MHz, QPSK);

Frequency: 1732.5 MHz; Duty Cycle: 1:3.74111

Medium: Air Medium parameters used: $\sigma = 0$ S/m, $\epsilon_r = 1$; $\rho = 0$ kg/m³

Ambient Temperature : 23.2 °C

DASY5 Configuration:

- Probe: AM1DV2 - 1048; ; Calibrated: 2021.02.22

- Sensor-Surface: 0mm (Fix Surface)

- Electronics: DAE4 Sn480; Calibrated: 2020.06.02

- Phantom: HAC Test Arch with AMCC; Type: SD HAC P01 BA;

- Measurement SW: DASY52, Version 52.8 (8); SEMCAD X Version 14.6.10 (7331)

Ch20175/y (transversal) 4.2mm 50 x 50/ABM Signal(x,y,z) (13x13x1): Measurement


grid: dx=10mm, dy=10mm

ABM1/ABM2 = 24.56 dB

ABM1 comp = -12.55 dBA/m

BWC Factor = 0.0082 dB

Location: -12.5, -8.3, 3.7 mm



0 dB = 3.304 A/m = 24.56 dBA/m

HAC_T-Coil_LTE Band 5_10M_QPSK_1RB_0offset_AMR 12.2Kbps_Ch20525_Z

Communication System: UID 10175 - CAB, LTE-FDD (SC-FDMA, 1 RB, 10 MHz, QPSK);
Frequency: 836.5 MHz; Duty Cycle: 1:3.7325

Medium: Air Medium parameters used: $\sigma = 0$ S/m, $\epsilon_r = 1$; $\rho = 0$ kg/m³

Ambient Temperature : 23.2 °C

DASY5 Configuration:

- Probe: AM1DV2 - 1048; ; Calibrated: 2021.02.22
- Sensor-Surface: 0mm (Fix Surface)
- Electronics: DAE4 Sn480; Calibrated: 2020.06.02
- Phantom: HAC Test Arch with AMCC; Type: SD HAC P01 BA;
- Measurement SW: DASY52, Version 52.8 (8); SEMCAD X Version 14.6.10 (7331)

Ch20525/z (axial) 4.2mm 50 x 50/ABM SNR(x,y,z) (13x13x1): Measurement grid:


dx=10mm, dy=10mm

ABM1/ABM2 = 33.14 dB

ABM1 comp = -15.47 dBA/m

BWC Factor = 0.02 dB

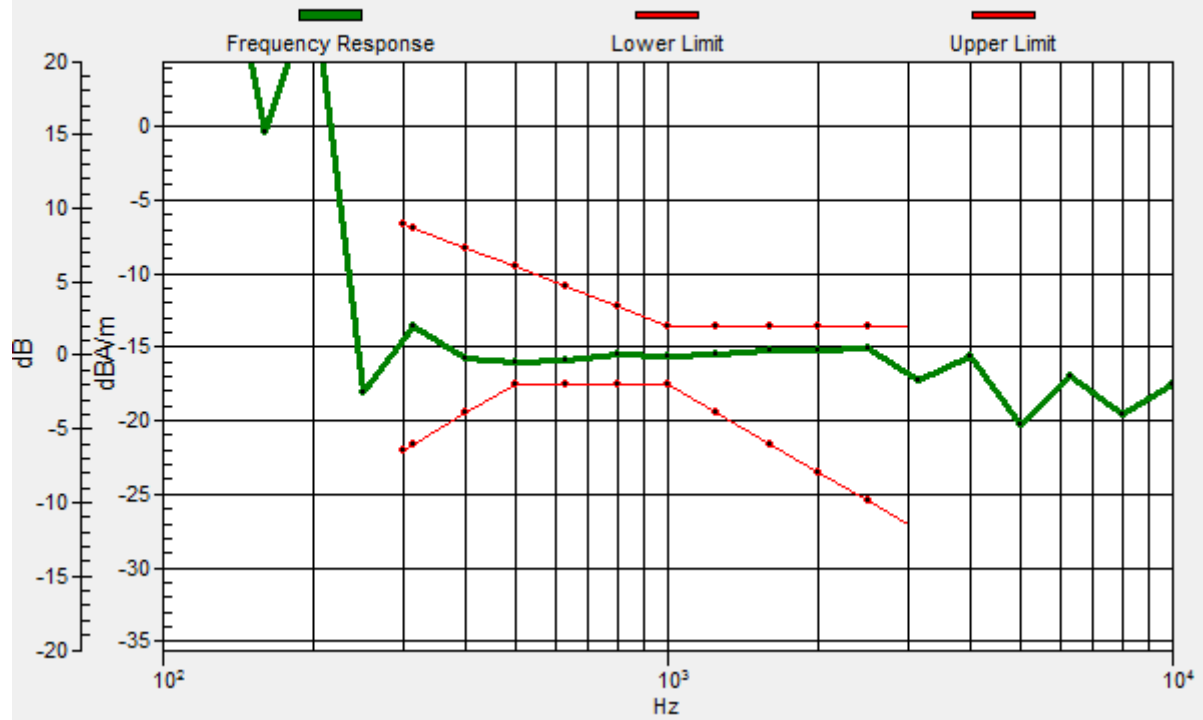
Location: 0, 0, 3.7 mm



0 dB = 45.41 = 33.14 dB

Ch20525/z (axial) wideband at best S/N/ABM Freq Resp(x,y,z,f)

Loc: 0, 0, 3.7 mm Diff: 1.51dB



HAC_T-Coil_LTE Band 5_10M_QPSK_1RB_0offset_AMR 12.2Kbps_Ch20525_Y

Communication System: UID 10175 - CAB, LTE-FDD (SC-FDMA, 1 RB, 10 MHz, QPSK);
Frequency: 836.5 MHz; Duty Cycle: 1:3.7325

Medium: Air Medium parameters used: $\sigma = 0$ S/m, $\epsilon_r = 1$; $\rho = 0$ kg/m³

Ambient Temperature : 23.2 °C

DASY5 Configuration:

- Probe: AM1DV2 - 1048; ; Calibrated: 2021.02.22
- Sensor-Surface: 0mm (Fix Surface)
- Electronics: DAE4 Sn480; Calibrated: 2020.06.02
- Phantom: HAC Test Arch with AMCC; Type: SD HAC P01 BA;
- Measurement SW: DASY52, Version 52.8 (8); SEMCAD X Version 14.6.10 (7331)

Ch20525/y (transversal) 4.2mm 50 x 50/ABM Signal(x,y,z) (13x13x1): Measurement


grid: dx=10mm, dy=10mm

ABM1/ABM2 = 31.50 dB

ABM1 comp = -9.00 dBA/m

BWC Factor = 0.02 dB

Location: -8.3, -8.3, 3.7 mm



0 dB = 3.249 A/m = 31.50 dBA/m

HAC_T-Coil_LTE Band 12_10M_QPSK_1RB_0offset_AMR 12.2Kbps_Ch23095_Z

Communication System: UID 10175 - CAB, LTE-FDD (SC-FDMA, 1 RB, 10 MHz, QPSK);
Frequency: 707.5 MHz; Duty Cycle: 1:3.7325

Medium: Air Medium parameters used: $\sigma = 0$ S/m, $\epsilon_r = 1$; $\rho = 0$ kg/m³

Ambient Temperature : 23.2 °C

DASY5 Configuration:

- Probe: AM1DV2 - 1048; ; Calibrated: 2021.02.22
- Sensor-Surface: 0mm (Fix Surface)
- Electronics: DAE4 Sn480; Calibrated: 2020.06.02
- Phantom: HAC Test Arch with AMCC; Type: SD HAC P01 BA;
- Measurement SW: DASY52, Version 52.8 (8); SEMCAD X Version 14.6.10 (7331)

Ch23095/z (axial) 4.2mm 50 x 50/ABM SNR(x,y,z) (13x13x1): Measurement grid:


dx=10mm, dy=10mm

ABM1/ABM2 = 33.94 dB

ABM1 comp = -15.44 dBA/m

BWC Factor = 0.0092 dB

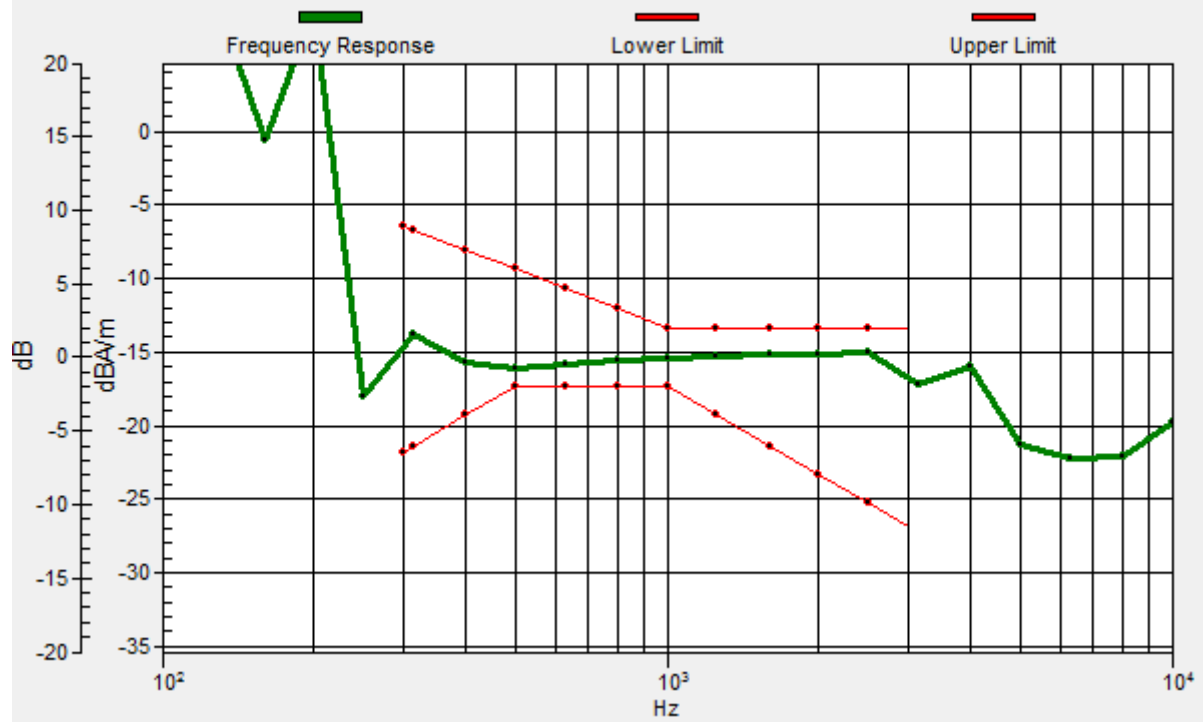
Location: 0, 0, 3.7 mm



0 dB = 49.77 = 33.94 dB

Ch23095/z (axial) wideband at best S/N/ABM Freq Resp(x,y,z,f)

Loc: 0, 0, 3.7 mm Diff: 1.32dB



HAC_T-Coil_LTE Band 12_10M_QPSK_1RB_0offset_AMR 12.2Kbps_Ch23095_Y

Communication System: UID 10175 - CAB, LTE-FDD (SC-FDMA, 1 RB, 10 MHz, QPSK);

Frequency: 707.5 MHz; Duty Cycle: 1:3.7325

Medium: Air Medium parameters used: $\sigma = 0$ S/m, $\epsilon_r = 1$; $\rho = 0$ kg/m³

Ambient Temperature : 23.2 °C

DASY5 Configuration:

- Probe: AM1DV2 - 1048; ; Calibrated: 2021.02.22

- Sensor-Surface: 0mm (Fix Surface)

- Electronics: DAE4 Sn480; Calibrated: 2020.06.02

- Phantom: HAC Test Arch with AMCC; Type: SD HAC P01 BA;

- Measurement SW: DASY52, Version 52.8 (8); SEMCAD X Version 14.6.10 (7331)

Ch23095/y (transversal) 4.2mm 50 x 50/ABM Signal(x,y,z) (13x13x1): Measurement


grid: dx=10mm, dy=10mm

ABM1/ABM2 = 25.03 dB

ABM1 comp = -9.08 dBA/m

BWC Factor = 0.0092 dB

Location: -8.3, -8.3, 3.7 mm



0 dB = 3.230 A/m = 25.03 dBA/m

HAC_T-Coil_LTE Band 13_10M_QPSK_1RB_0offset_AMR 12.2Kbps_Ch23230_Z

Communication System: UID 10175 - CAB, LTE-FDD (SC-FDMA, 1 RB, 10 MHz, QPSK);
Frequency: 782 MHz; Duty Cycle: 1:3.7325

Medium: Air Medium parameters used: $\sigma = 0$ S/m, $\epsilon_r = 1$; $\rho = 0$ kg/m³

Ambient Temperature : 23.2 °C

DASY5 Configuration:

- Probe: AM1DV2 - 1048; ; Calibrated: 2021.02.22
- Sensor-Surface: 0mm (Fix Surface)
- Electronics: DAE4 Sn480; Calibrated: 2020.06.02
- Phantom: HAC Test Arch with AMCC; Type: SD HAC P01 BA;
- Measurement SW: DASY52, Version 52.8 (8); SEMCAD X Version 14.6.10 (7331)

Ch23230/z (axial) 4.2mm 50 x 50/ABM SNR(x,y,z) (13x13x1): Measurement grid:


dx=10mm, dy=10mm

ABM1/ABM2 = 33.44 dB

ABM1 comp = -15.65 dBA/m

BWC Factor = -0.05 dB

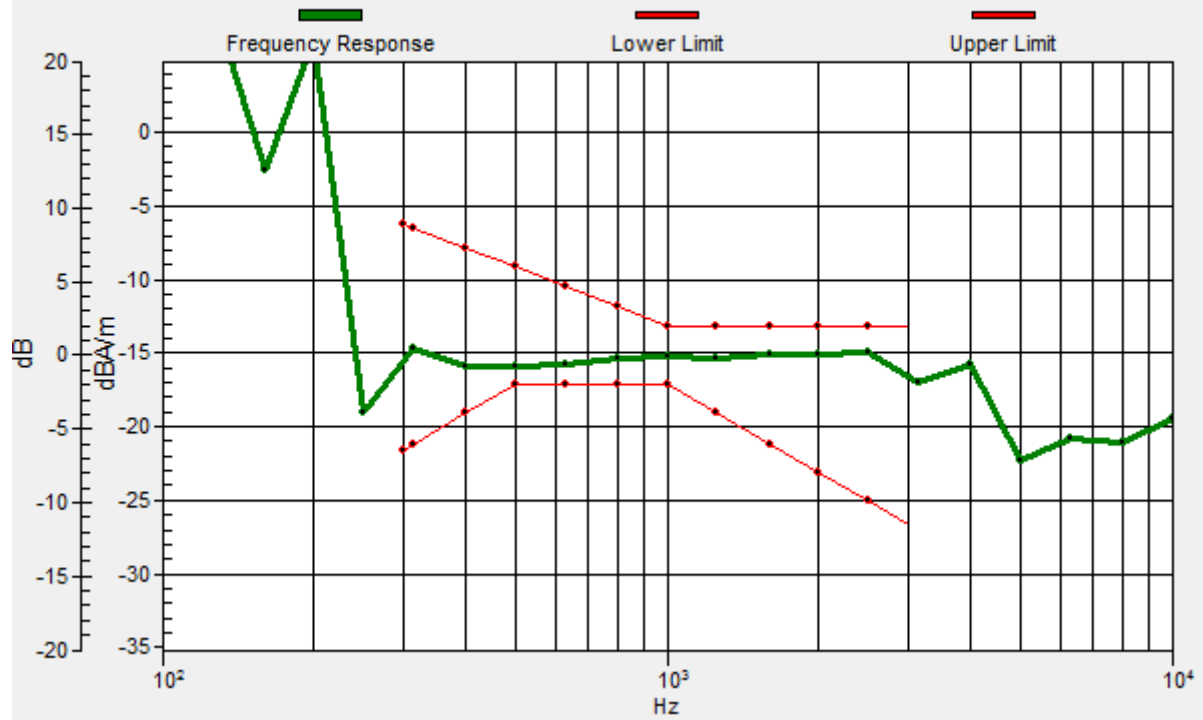
Location: 0, 0, 3.7 mm



0 dB = 47.01 = 33.44 dB

Ch23230/z (axial) wideband at best S/N/ABM Freq Resp(x,y,z,f)

Loc: 0, 0, 3.7 mm Diff: 1.23dB



HAC_T-Coil_LTE Band 13_10M_QPSK_1RB_0offset_AMR 12.2Kbps_Ch23230_Y

Communication System: UID 10175 - CAB, LTE-FDD (SC-FDMA, 1 RB, 10 MHz, QPSK);

Frequency: 782 MHz; Duty Cycle: 1:3.7325

Medium: Air Medium parameters used: $\sigma = 0$ S/m, $\epsilon_r = 1$; $\rho = 0$ kg/m³

Ambient Temperature : 23.2 °C

DASY5 Configuration:

- Probe: AM1DV2 - 1048; ; Calibrated: 2021.02.22

- Sensor-Surface: 0mm (Fix Surface)

- Electronics: DAE4 Sn480; Calibrated: 2020.06.02

- Phantom: HAC Test Arch with AMCC; Type: SD HAC P01 BA;

- Measurement SW: DASY52, Version 52.8 (8); SEMCAD X Version 14.6.10 (7331)

Ch23230/y (transversal) 4.2mm 50 x 50/ABM Signal(x,y,z) (13x13x1): Measurement

grid: dx=10mm, dy=10mm

ABM1/ABM2 = 24.95 dB

ABM1 comp = -9.07 dBA/m

BWC Factor = -0.05 dB

Location: -8.3, -8.3, 3.7 mm



0 dB = 3.263 A/m = 24.95 dBA/m

HAC_T-Coil_LTE Band 66_20M_QPSK_1RB_0offset_AMR 12.2Kbps_Ch132322_Z

Communication System: UID 0, LTE-FDD (SC-FDMA, 1RB, 20MHz, QPSK) (0); Frequency: 1745 MHz; Duty Cycle: 1:3.74111

Medium: Air Medium parameters used: $\sigma = 0$ S/m, $\epsilon_r = 1$; $\rho = 0$ kg/m³

Ambient Temperature : 23.2 °C

DASY5 Configuration:

- Probe: AM1DV2 - 1048; ; Calibrated: 2021.02.22
- Sensor-Surface: 0mm (Fix Surface)
- Electronics: DAE4 Sn480; Calibrated: 2020.06.02
- Phantom: HAC Test Arch with AMCC; Type: SD HAC P01 BA;
- Measurement SW: DASY52, Version 52.8 (8); SEMCAD X Version 14.6.10 (7331)

Ch132322/z (axial) 4.2mm 50 x 50/ABM SNR(x,y,z) (13x13x1): Measurement grid:

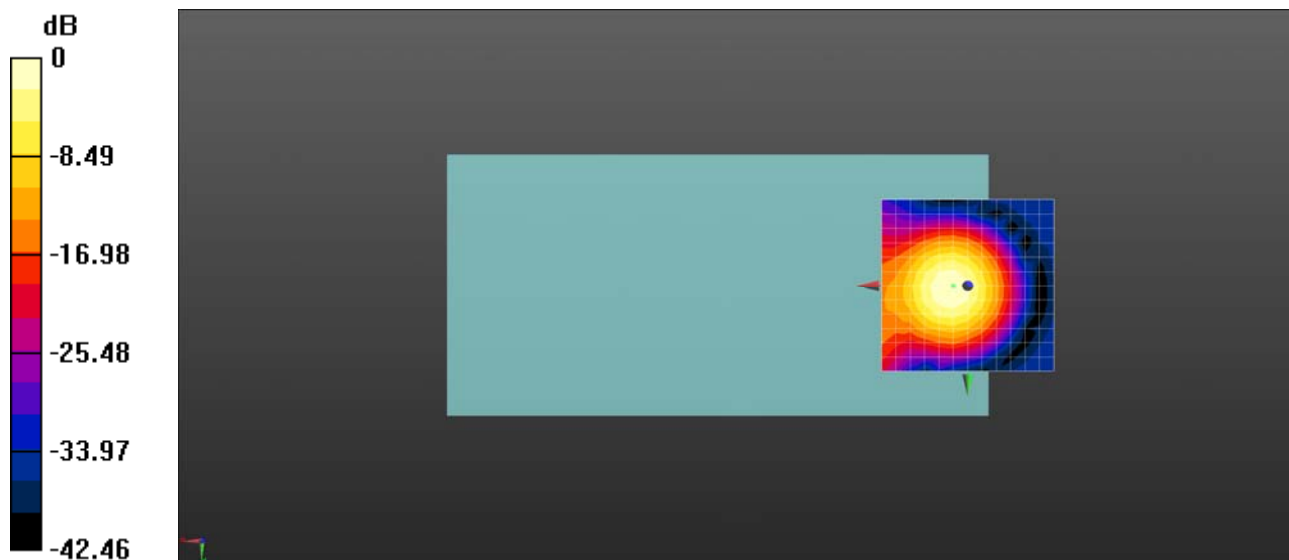
dx=10mm, dy=10mm

ABM1/ABM2 = 37.11 dB

ABM1 comp = -12.05 dBA/m

BWC Factor = 0.01 dB

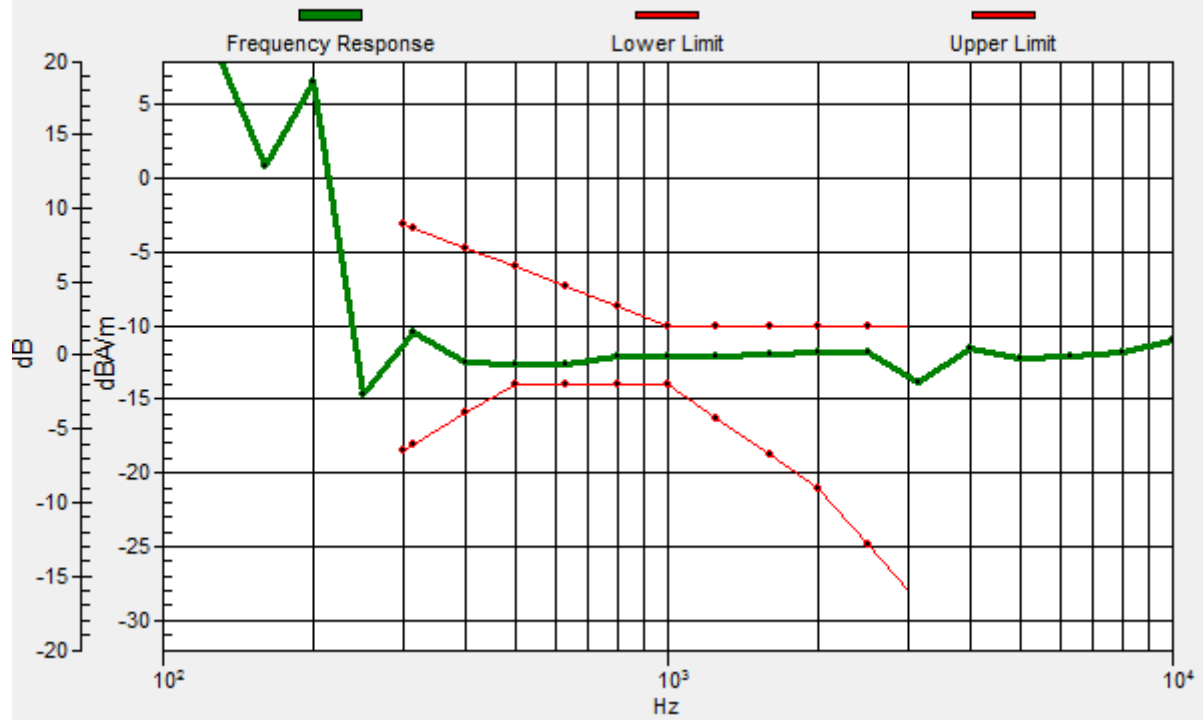
Location: 0, 0, 3.7 mm



0 dB = 71.73 = 37.11 dB

Ch132322/z (axial) wideband at best S/N/ABM Freq Resp(x,y,z,f)

Loc: 0, 0, 3.7 mm Diff: 1.34dB



HAC_T-Coil_LTE Band 66_20M_QPSK_1RB_0offset_AMR 12.2Kbps_Ch132322_Y

Communication System: UID 0, LTE-FDD (SC-FDMA, 1RB, 20MHz, QPSK) (0); Frequency: 1745 MHz; Duty Cycle: 1:3.74111

Medium: Air Medium parameters used: $\sigma = 0$ S/m, $\epsilon_r = 1$; $\rho = 0$ kg/m³

Ambient Temperature : 23.2 °C

DASY5 Configuration:

- Probe: AM1DV2 - 1048; ; Calibrated: 2021.02.22
- Sensor-Surface: 0mm (Fix Surface)
- Electronics: DAE4 Sn480; Calibrated: 2020.06.02
- Phantom: HAC Test Arch with AMCC; Type: SD HAC P01 BA;
- Measurement SW: DASY52, Version 52.8 (8); SEMCAD X Version 14.6.10 (7331)

Ch132322/y (transversal) 4.2mm 50 x 50/ABM Signal(x,y,z) (13x13x1): Measurement


grid: dx=10mm, dy=10mm

ABM1/ABM2 = 24.69 dB

ABM1 comp = -6.56 dBA/m

BWC Factor = 0.01 dB

Location: -8.3, -8.3, 3.7 mm



HAC_T-Coil_VoWiFi 2.4GHz_802.11b 1Mbps_AMR 4.75Kbps_Ch6_Z

Communication System: UID 10415 - AAA, IEEE 802.11b WiFi 2.4 GHz (DSSS, 1 Mbps, 99pc duty cycle); Frequency: 2437 MHz;Duty Cycle: 1:1.42561

Medium: Air Medium parameters used: $\sigma = 0$ S/m, $\epsilon_r = 1$; $\rho = 0$ kg/m³

Ambient Temperature : 23.2 °C

DASY5 Configuration:

- Probe: AM1DV2 - 1048; ; Calibrated: 2021.02.22
- Sensor-Surface: 0mm (Fix Surface)
- Electronics: DAE4 Sn480; Calibrated: 2020.06.02
- Phantom: HAC Test Arch with AMCC; Type: SD HAC P01 BA;
- Measurement SW: DASY52, Version 52.8 (8); SEMCAD X Version 14.6.10 (7331)


Ch6/z (axial) 4.2mm 50 x 50/ABM SNR(x,y,z) (13x13x1): Measurement grid: dx=10mm, dy=10mm

ABM1/ABM2 = 35.46 dB

ABM1 comp = -8.80 dBA/m

BWC Factor = 0.01 dB

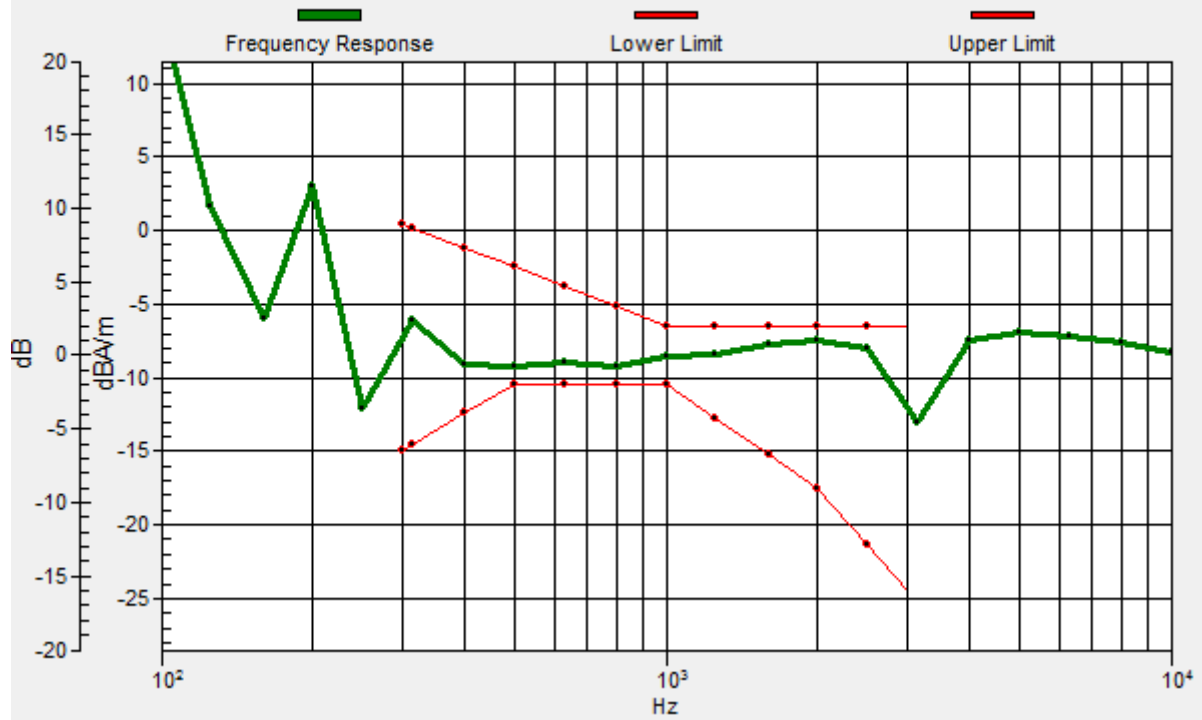
Location: 0, 0, 3.7 mm



0 dB = 59.29 = 35.46 dB

Ch6/z (axial) wideband at best S/N/ABM Freq Resp(x,y,z,f)

Loc: 0, 0, 3.7 mm Diff: 0.99dB



HAC_T-Coil_VoWiFi 2.4GHz_802.11b 1Mbps_AMR 4.75Kbps_Ch6_Y

Communication System: UID 10415 - AAA, IEEE 802.11b WiFi 2.4 GHz (DSSS, 1 Mbps, 99pc duty cycle); Frequency: 2437 MHz;Duty Cycle: 1:1.42561

Medium: Air Medium parameters used: $\sigma = 0$ S/m, $\epsilon_r = 1$; $\rho = 0$ kg/m³

Ambient Temperature : 23.2 °C

DASY5 Configuration:

- Probe: AM1DV2 - 1048; ; Calibrated: 2021.02.22
- Sensor-Surface: 0mm (Fix Surface)
- Electronics: DAE4 Sn480; Calibrated: 2020.06.02
- Phantom: HAC Test Arch with AMCC; Type: SD HAC P01 BA;
- Measurement SW: DASY52, Version 52.8 (8); SEMCAD X Version 14.6.10 (7331)

Ch6/y (transversal) 4.2mm 50 x 50/ABM SNR(x,y,z) (13x13x1): Measurement grid:


dx=10mm, dy=10mm

ABM1/ABM2 = 4805 dB

ABM1 comp = -; 02 dBA/m

BWC Factor = 0.01 dB

Location: 0, -12.5, 3.7 mm



0 dB = 34.13 = 4805 dB

HAC_T-Coil_VoWiFi 2.4GHz_802.11g 6Mbps_AMR 4.75Kbps_Ch6_Z

Communication System: UID 10013 - CAA, IEEE 802.11g WiFi 2.4 GHz (DSSS-OFDM, 6 Mbps);
Frequency: 2437 MHz; Duty Cycle: 1:8.8308

Medium: Air Medium parameters used: $\sigma = 0$ S/m, $\epsilon_r = 1$; $\rho = 0$ kg/m³

Ambient Temperature : 23.2 °C

DASY5 Configuration:

- Probe: AM1DV2 - 1048; ; Calibrated: 2021.02.22
- Sensor-Surface: 0mm (Fix Surface)
- Electronics: DAE4 Sn480; Calibrated: 2020.06.02
- Phantom: HAC Test Arch with AMCC; Type: SD HAC P01 BA;
- Measurement SW: DASY52, Version 52.8 (8); SEMCAD X Version 14.6.10 (7331)


Ch6/z (axial) 4.2mm 50 x 50/ABM SNR(x,y,z) (13x13x1): Measurement grid: dx=10mm, dy=10mm

ABM1/ABM2 = 36.78 dB

ABM1 comp = -8.65 dBA/m

BWC Factor = 0.0038 dB

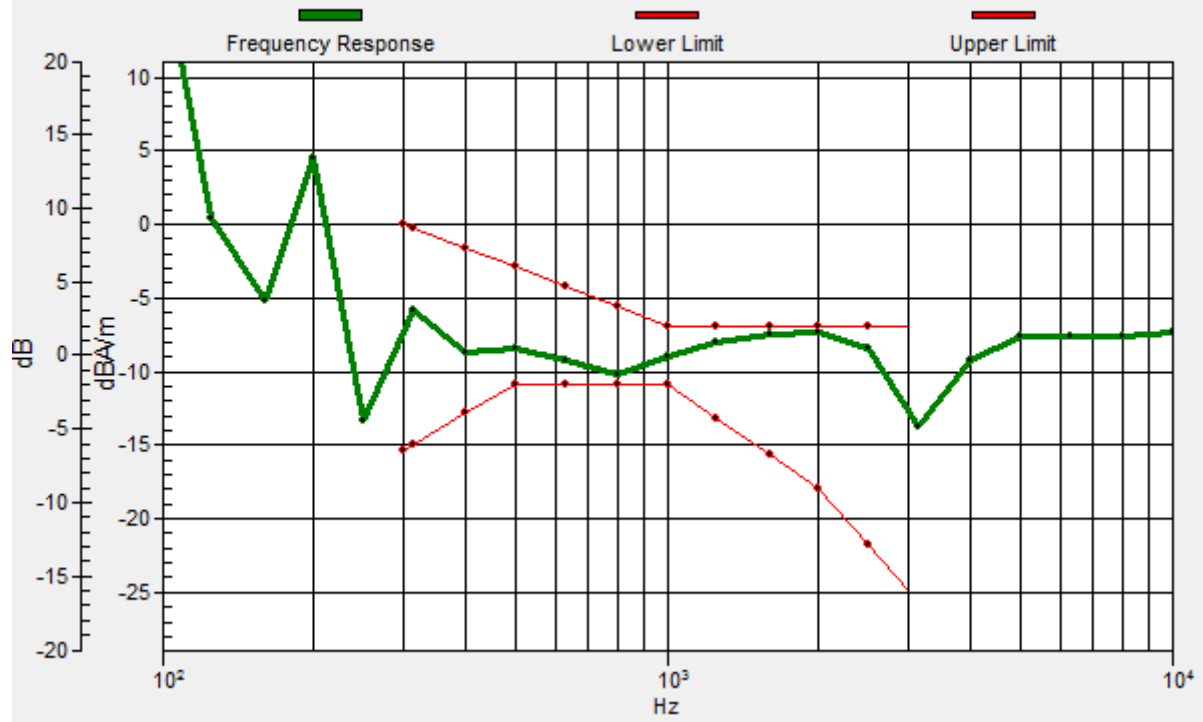
Location: 0, 0, 3.7 mm



0 dB = 68.26 = 36.68 dB

Ch6/z (axial) wideband at best S/N/ABM Freq Resp(x,y,z,f)

Loc: 0, 0, 3.7 mm Diff: 0.5dB



HAC_T-Coil_VoWiFi 2.4GHz_802.11g 6Mbps_AMR 4.75Kbps_Ch6_Y

Communication System: UID 10013 - CAA, IEEE 802.11g WiFi 2.4 GHz (DSSS-OFDM, 6 Mbps);
Frequency: 2437 MHz; Duty Cycle: 1:8.8308

Medium: Air Medium parameters used: $\sigma = 0$ S/m, $\epsilon_r = 1$; $\rho = 0$ kg/m³

Ambient Temperature : 23.2 °C

DASY5 Configuration:

- Probe: AM1DV2 - 1048; ; Calibrated: 2021.02.22
- Sensor-Surface: 0mm (Fix Surface)
- Electronics: DAE4 Sn480; Calibrated: 2020.06.02
- Phantom: HAC Test Arch with AMCC; Type: SD HAC P01 BA;
- Measurement SW: DASY52, Version 52.8 (8); SEMCAD X Version 14.6.10 (7331)

Ch6/y (transversal) 4.2mm 50 x 50/ABM SNR(x,y,z) (13x13x1): Measurement grid:


dx=10mm, dy=10mm

ABM1/ABM2 = 2807 dB

ABM1 comp = -; 0 6 dBA/m

BWC Factor = 0.0038 dB

Location: 0, -12.5, 3.7 mm



0 dB = 29.28 = 4807 dB

HAC_T-Coil_VoWiFi 2.4GHz_802.11n-HT20 MCS0_AMR 4.75Kbps_Ch6_Z

Communication System: UID 10193 - CAA, IEEE 802.11n (HT Greenfield, 6.5 Mbps, BPSK);
Frequency: 2437 MHz; Duty Cycle: 1:6.44169

Medium: Air Medium parameters used: $\sigma = 0$ S/m, $\epsilon_r = 1$; $\rho = 0$ kg/m³

Ambient Temperature : 23.2 °C

DASY5 Configuration:

- Probe: AM1DV2 - 1048; ; Calibrated: 2021.02.22
- Sensor-Surface: 0mm (Fix Surface)
- Electronics: DAE4 Sn480; Calibrated: 2020.06.02
- Phantom: HAC Test Arch with AMCC; Type: SD HAC P01 BA;
- Measurement SW: DASY52, Version 52.8 (8); SEMCAD X Version 14.6.10 (7331)


Ch6/z (axial) 4.2mm 50 x 50/ABM SNR(x,y,z) (13x13x1): Measurement grid: dx=10mm, dy=10mm

ABM1/ABM2 = 41.48 dB

ABM1 comp = -5.90 dBA/m

BWC Factor = 0.0081 dB

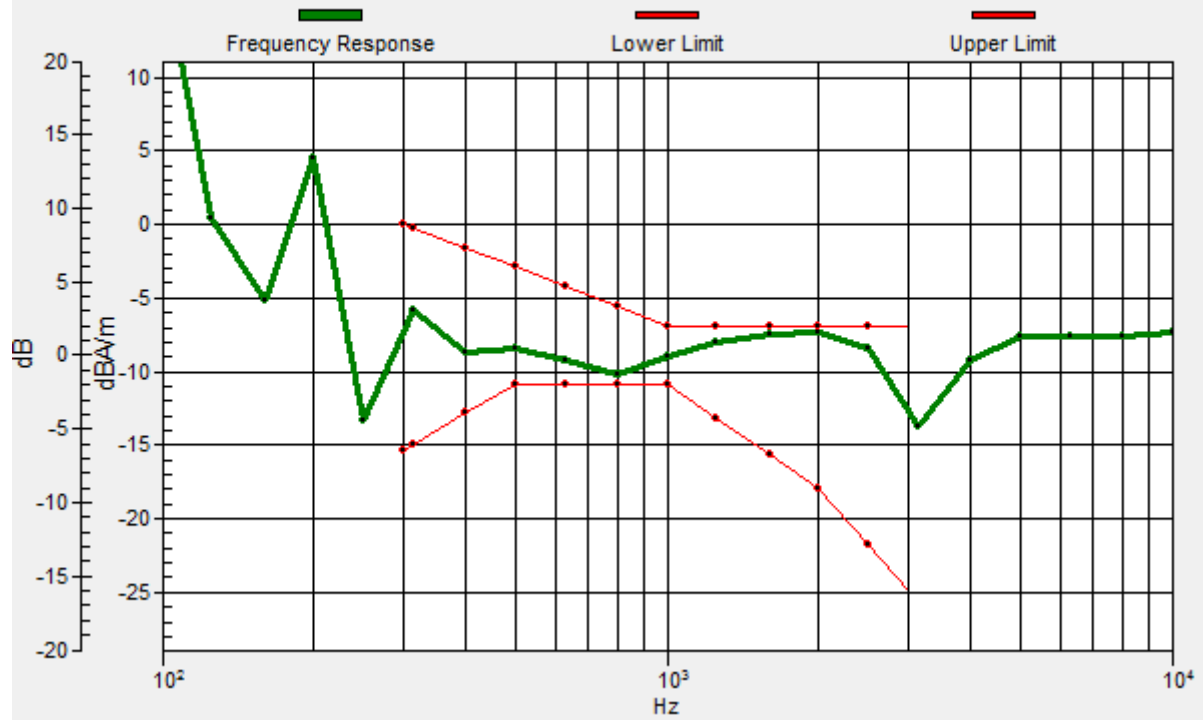
Location: 4.2, 0, 3.7 mm



0 dB = 118.6 = 41.48 dB

Ch6/z (axial) wideband at best S/N/ABM Freq Resp(x,y,z,f)

Loc: 0, 0, 3.7 mm Diff: 0.5dB



HAC_T-Coil_VoWiFi 2.4GHz_802.11n-HT20 MCS0_AMR 4.75Kbps_Ch6_Y

Communication System: UID 10193 - CAA, IEEE 802.11n (HT Greenfield, 6.5 Mbps, BPSK);
Frequency: 2437 MHz; Duty Cycle: 1:6.44169

Medium: Air Medium parameters used: $\sigma = 0$ S/m, $\epsilon_r = 1$; $\rho = 0$ kg/m³

Ambient Temperature : 23.2 °C

DASY5 Configuration:

- Probe: AM1DV2 - 1048; ; Calibrated: 2021.02.22
- Sensor-Surface: 0mm (Fix Surface)
- Electronics: DAE4 Sn480; Calibrated: 2020.06.02
- Phantom: HAC Test Arch with AMCC; Type: SD HAC P01 BA;
- Measurement SW: DASY52, Version 52.8 (8); SEMCAD X Version 14.6.10 (7331)

Ch6/y (transversal) 4.2mm 50 x 50/ABM Signal(x,y,z) (13x13x1): Measurement grid:


dx=10mm, dy=10mm

ABM1/ABM2 = 26.53 dB

ABM1 comp = -9.81 dBA/m

BWC Factor = 0.0081 dB

Location: -8.3, -8.3, 3.7 mm



0 dB = 3.365 A/m = 48075 dBA/m

HAC_T-Coil_VoWiFi 2.4GHz_802.11n-HT40 MCS0_AMR 4.75Kbps_Ch6_Z

Communication System: UID 10117 - CAA, IEEE 802.11n (HT Mixed, 13.5 Mbps, BPSK);
Frequency: 2437 MHz; Duty Cycle: 1:6.4121

Medium: Air Medium parameters used: $\sigma = 0$ S/m, $\epsilon_r = 1$; $\rho = 0$ kg/m³

Ambient Temperature : 23.2 °C

DASY5 Configuration:

- Probe: AM1DV2 - 1048; ; Calibrated: 2021.02.22
- Sensor-Surface: 0mm (Fix Surface)
- Electronics: DAE4 Sn480; Calibrated: 2020.06.02
- Phantom: HAC Test Arch with AMCC; Type: SD HAC P01 BA;
- Measurement SW: DASY52, Version 52.8 (8); SEMCAD X Version 14.6.10 (7331)

Ch6/z (axial) 4.2mm 50 x 50/ABM SNR(x,y,z) (13x13x1): Measurement grid: dx=10mm, dy=10mm

ABM1/ABM2 = 33.65 dB

ABM1 comp = -12.53 dBA/m

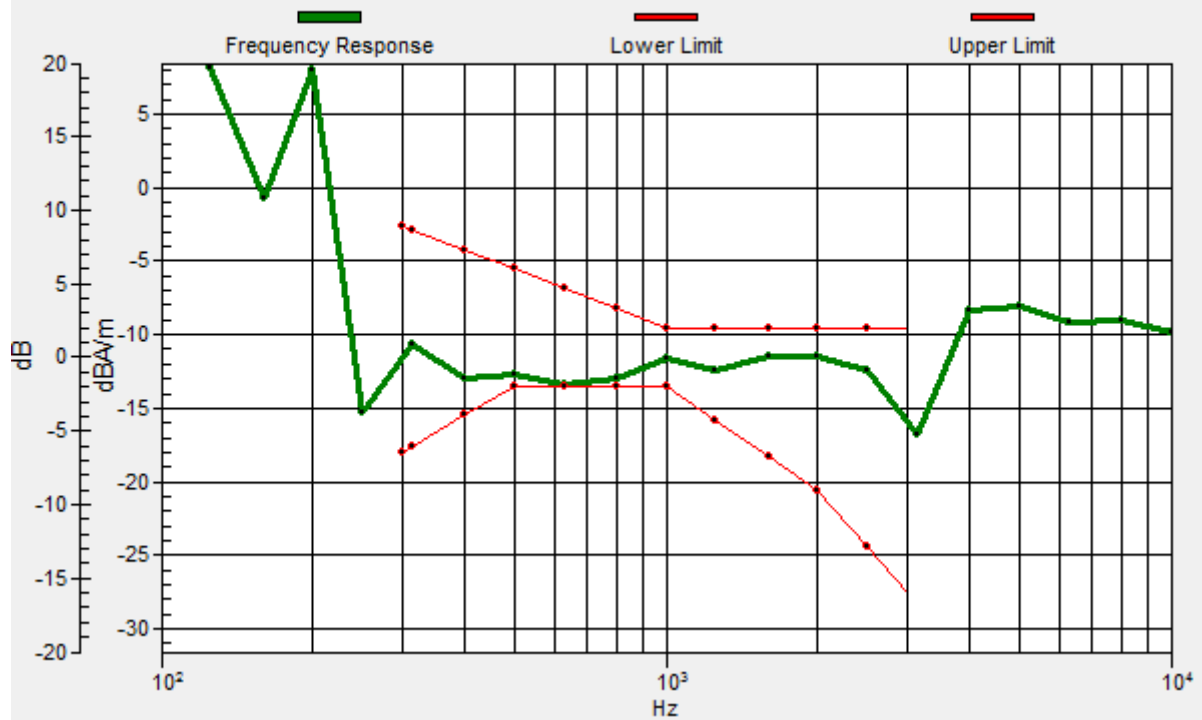
BWC Factor = 0.0052 dB

Location: 0, 0, 3.7 mm



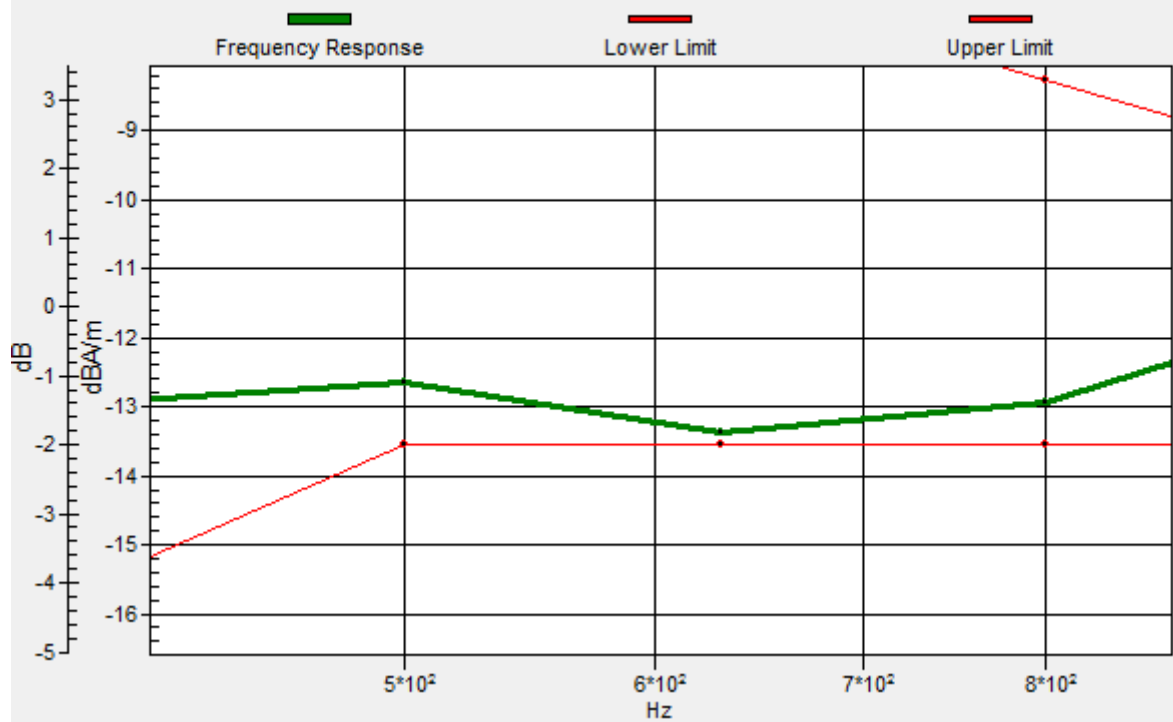
Ch6/z (axial) wideband at best S/N/ABM Freq Resp(x,y,z,f)

Loc: 0, 0, 3.7 mm Diff: 0.17dB



Ch6/z (axial) wideband at best S/N/ABM Freq Resp(x,y,z,f)

Loc: 0, 0, 3.7 mm Diff: 0.17dB



HAC_T-Coil_VoWiFi 2.4GHz_802.11n-HT40 MCS0_AMR 4.75Kbps_Ch6_Y

Communication System: UID 10117 - CAA, IEEE 802.11n (HT Mixed, 13.5 Mbps, BPSK);
Frequency: 2437 MHz; Duty Cycle: 1:6.4121

Medium: Air Medium parameters used: $\sigma = 0 \text{ S/m}$, $\epsilon_r = 1$; $\rho = 0 \text{ kg/m}^3$

Ambient Temperature : 23.2 °C

DASY5 Configuration:

- Probe: AM1DV2 - 1048; ; Calibrated: 2021.02.22
- Sensor-Surface: 0mm (Fix Surface)
- Electronics: DAE4 Sn480; Calibrated: 2020.06.02
- Phantom: HAC Test Arch with AMCC; Type: SD HAC P01 BA;
- Measurement SW: DASY52, Version 52.8 (8); SEMCAD X Version 14.6.10 (7331)

Ch6/y (transversal) 4.2mm 50 x 50/ABM Signal(x,y,z) (13x13x1): Measurement grid:


dx=10mm, dy=10mm

ABM1/ABM2 = 27.02 dB

ABM1 comp = 4.83 dBA/m

BWC Factor = 0.02 dB

Location: 12.5, -16.7, 3.7 mm



0 dB = 3.492 A/m = 49024 dBA/m

HAC_T-Coil_VoWiFi 5.2GHz_802.11a 6Mbps_AMR 4.75Kbps_Ch44_Z

Communication System: UID 10317 - AAA, IEEE 802.11a WiFi 5 GHz (OFDM, 6 Mbps, 96pc duty cycle); Frequency: 5220 MHz;Duty Cycle: 1:6.85488

Medium: Air Medium parameters used: $\sigma = 0$ S/m, $\epsilon_r = 1$; $\rho = 0$ kg/m³

Ambient Temperature : 23.2 °C

DASY5 Configuration:

- Probe: AM1DV2 - 1048; ; Calibrated: 2021.02.22
- Sensor-Surface: 0mm (Fix Surface)
- Electronics: DAE4 Sn480; Calibrated: 2020.06.02
- Phantom: HAC Test Arch with AMCC; Type: SD HAC P01 BA;
- Measurement SW: DASY52, Version 52.8 (8); SEMCAD X Version 14.6.10 (7331)

Ch44/z (axial) 4.2mm 50 x 50/ABM SNR(x,y,z) (13x13x1): Measurement grid: dx=10mm, dy=10mm

ABM1/ABM2 = 42.19 dB

ABM1 comp = -8.49 dBA/m

BWC Factor = 0.0045 dB

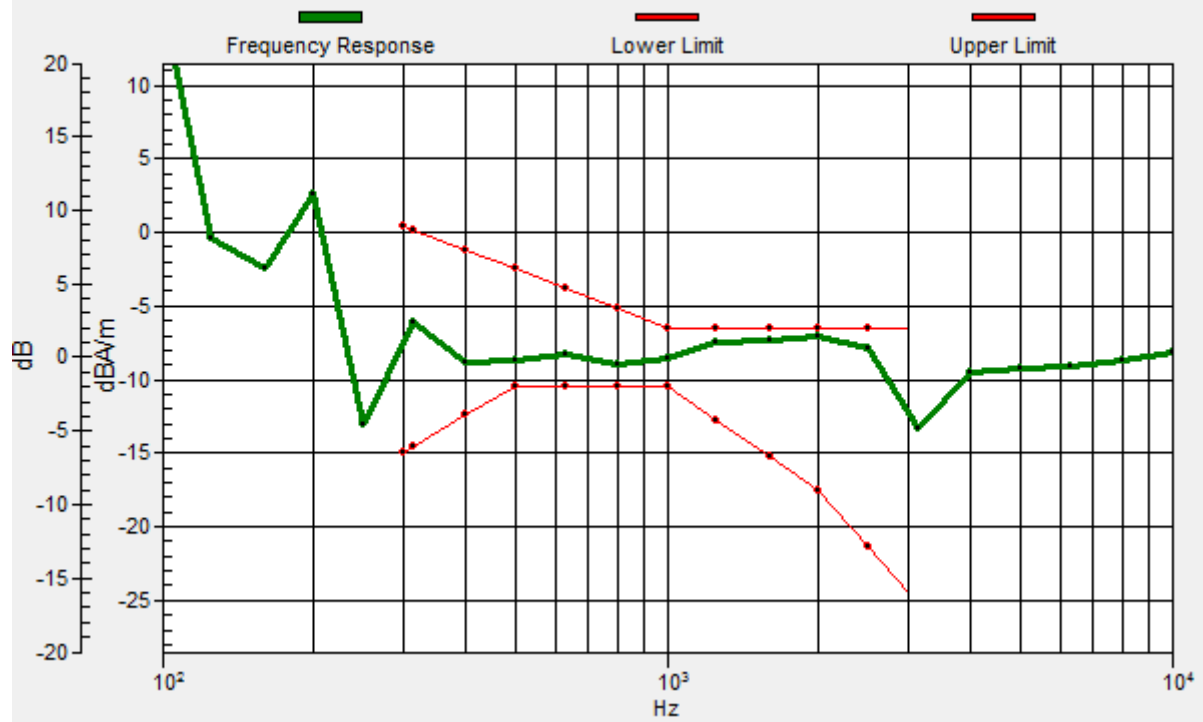
Location: 4.2, -4.2, 3.7 mm



0 dB = 128.7 = 42.19 dB

Ch44/z (axial) wideband at best S/N/ABM Freq Resp(x,y,z,f)

Loc: 4.2, -4.2, 3.7 mm Diff: 0.62dB



HAC_T-Coil_VoWiFi 5.2GHz_802.11a 6Mbps_AMR 4.75Kbps_Ch44_Y

Communication System: UID 10317 - AAA, IEEE 802.11a WiFi 5 GHz (OFDM, 6 Mbps, 96pc duty cycle); Frequency: 5220 MHz;Duty Cycle: 1:6.85488

Medium: Air Medium parameters used: $\sigma = 0$ S/m, $\epsilon_r = 1$; $\rho = 0$ kg/m³

Ambient Temperature : 23.2 °C

DASY5 Configuration:

- Probe: AM1DV2 - 1048; ; Calibrated: 2021.02.22
- Sensor-Surface: 0mm (Fix Surface)
- Electronics: DAE4 Sn480; Calibrated: 2020.06.02
- Phantom: HAC Test Arch with AMCC; Type: SD HAC P01 BA;
- Measurement SW: DASY52, Version 52.8 (8); SEMCAD X Version 14.6.10 (7331)

Ch44/y (transversal) 4.2mm 50 x 50/ABM Signal(x,y,z) (13x13x1): Measurement grid:


dx=10mm, dy=10mm

ABM1/ABM2 = 26.08 dB

ABM1 comp = -3.79 dBA/m

BWC Factor = 0.0045 dB

Location: -4.2, 16.7, 3.7 mm



0 dB = 3.346 A/m = 4807 dBA/m

HAC_T-Coil_VoWiFi 5.3GHz_802.11a 6Mbps_AMR 4.75Kbps_Ch60_Z

Communication System: UID 10317 - AAA, IEEE 802.11a WiFi 5 GHz (OFDM, 6 Mbps, 96pc duty cycle); Frequency: 5300 MHz;Duty Cycle: 1:6.85488

Medium: Air Medium parameters used: $\sigma = 0$ S/m, $\epsilon_r = 1$; $\rho = 0$ kg/m³

Ambient Temperature : 23.2 °C

DASY5 Configuration:

- Probe: AM1DV2 - 1048; ; Calibrated: 2021.02.22
- Sensor-Surface: 0mm (Fix Surface)
- Electronics: DAE4 Sn480; Calibrated: 2020.06.02
- Phantom: HAC Test Arch with AMCC; Type: SD HAC P01 BA;
- Measurement SW: DASY52, Version 52.8 (8); SEMCAD X Version 14.6.10 (7331)


Ch60/z (axial) 4.2mm 50 x 50/ABM SNR(x,y,z) (13x13x1): Measurement grid: dx=10mm, dy=10mm

ABM1/ABM2 = 36.61 dB

ABM1 comp = -15.42 dBA/m

BWC Factor = 0.00096 dB

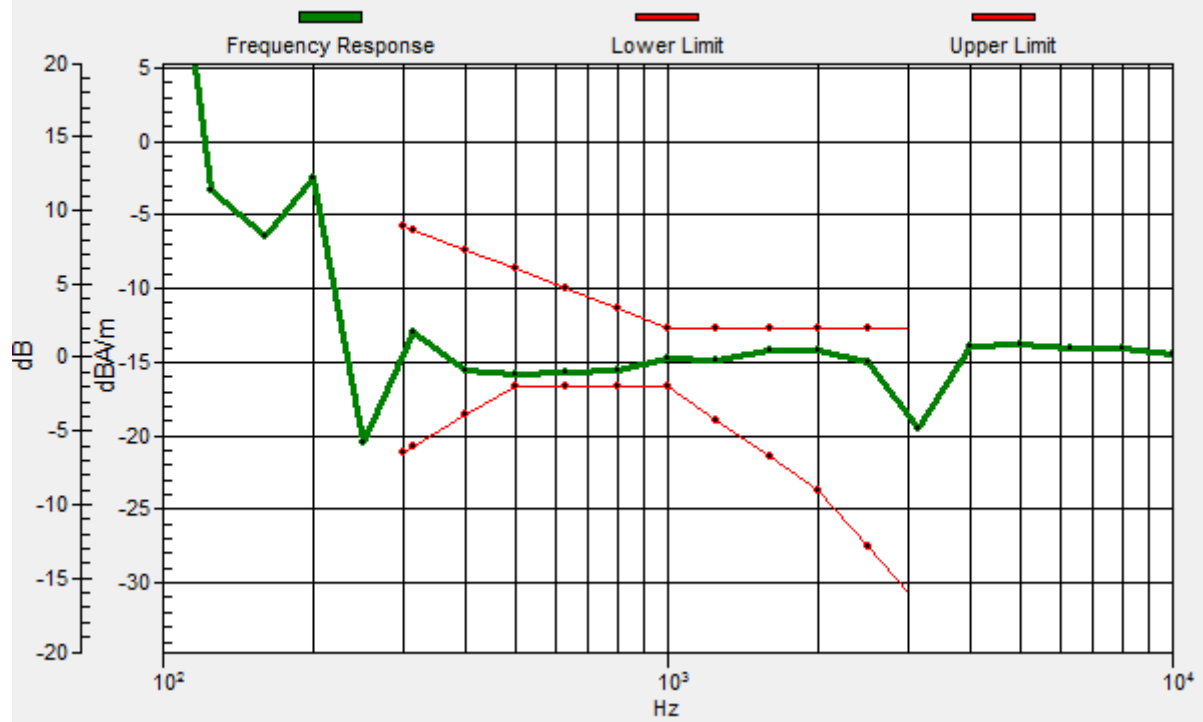
Location: 0, -4.2, 3.7 mm



0 dB = 67.70 = 36.61 dB

Ch60/z (axial) wideband at best S/N/ABM Freq Resp(x,y,z,f)

Loc: 0, -4.2, 3.7 mm Diff: 0.84dB



HAC_T-Coil_VoWiFi 5.3GHz_802.11a 6Mbps_AMR 4.75Kbps_Ch60_Y

Communication System: UID 10317 - AAA, IEEE 802.11a WiFi 5 GHz (OFDM, 6 Mbps, 96pc duty cycle); Frequency: 5300 MHz;Duty Cycle: 1:6.85488

Medium: Air Medium parameters used: $\sigma = 0$ S/m, $\epsilon_r = 1$; $\rho = 0$ kg/m³

Ambient Temperature : 23.2 °C

DASY5 Configuration:

- Probe: AM1DV2 - 1048; ; Calibrated: 2021.02.22
- Sensor-Surface: 0mm (Fix Surface)
- Electronics: DAE4 Sn480; Calibrated: 2020.06.02
- Phantom: HAC Test Arch with AMCC; Type: SD HAC P01 BA;
- Measurement SW: DASY52, Version 52.8 (8); SEMCAD X Version 14.6.10 (7331)

Ch60/y (transversal) 4.2mm 50 x 50/ABM Signal(x,y,z) (13x13x1): Measurement grid:


dx=10mm, dy=10mm

ABM1/ABM2 = 25.91 dB

ABM1 comp = -2.17 dBA/m

BWC Factor = 0.0063 dB

Location: -4.2, -8.3, 3.7 mm



0 dB = 3.311 A/m = 47Q 3 dBA/m

HAC_T-Coil_VoWiFi 5.5GHz_802.11a 6Mbps_AMR 4.75Kbps_Ch120_Z

Communication System: UID 10317 - AAA, IEEE 802.11a WiFi 5 GHz (OFDM, 6 Mbps, 96pc duty cycle); Frequency: 5600 MHz; Duty Cycle: 1:6.85488

Medium: Air Medium parameters used: $\sigma = 0$ S/m, $\epsilon_r = 1$; $\rho = 0$ kg/m³

Ambient Temperature : 23.2 °C

DASY5 Configuration:

- Probe: AM1DV2 - 1048; ; Calibrated: 2021.02.22
- Sensor-Surface: 0mm (Fix Surface)
- Electronics: DAE4 Sn480; Calibrated: 2020.06.02
- Phantom: HAC Test Arch with AMCC; Type: SD HAC P01 BA;
- Measurement SW: DASY52, Version 52.8 (8); SEMCAD X Version 14.6.10 (7331)

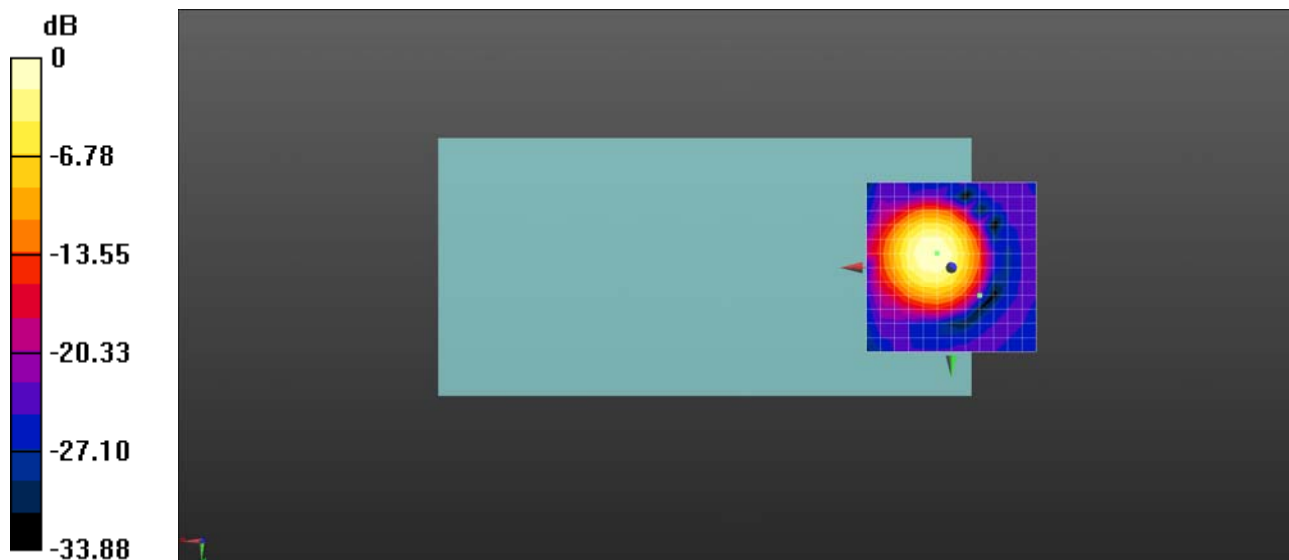
Ch120/z (axial) 4.2mm 50 x 50/ABM SNR(x,y,z) (13x13x1): Measurement grid: dx=10mm, dy=10mm

ABM1/ABM2 = 27.22 dB

ABM1 comp = -15.93 dBA/m

BWC Factor = 0.10 dB

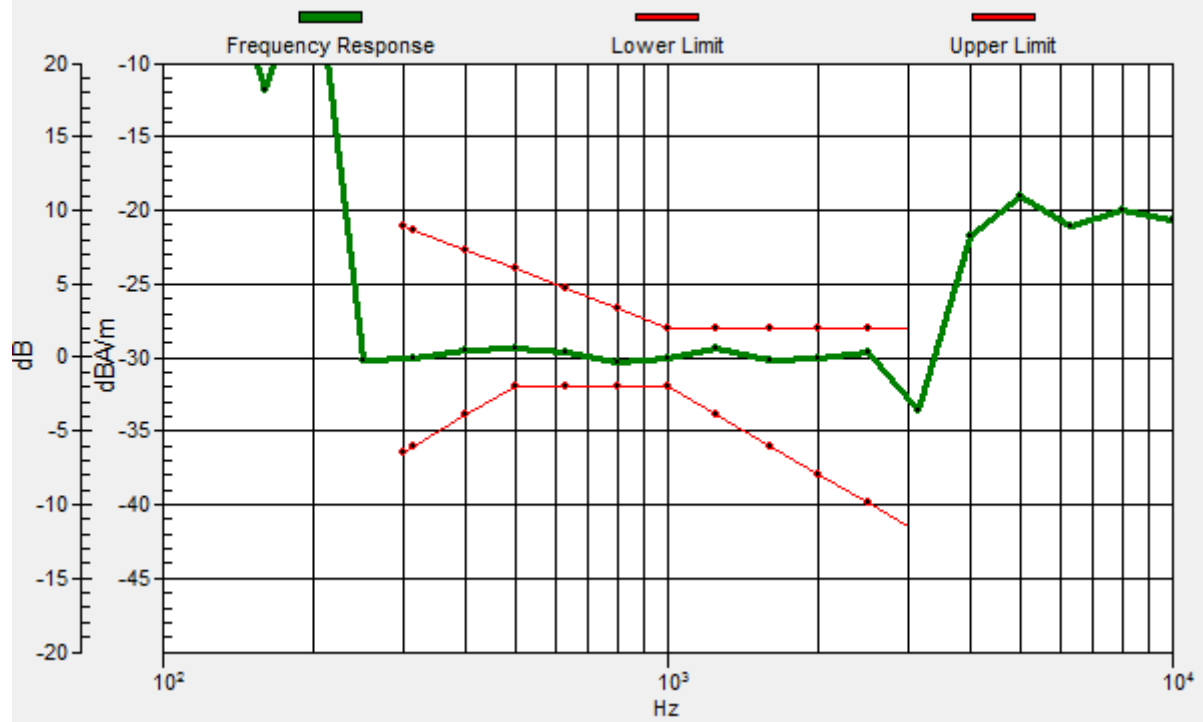
Location: -8.3, 8.3, 3.7 mm



0 dB = 22.97 = 27.22 dB

Ch120/z (axial) wideband at best S/N/ABM Freq Resp(x,y,z,f)

Loc: -8.3, 8.3, 3.7 mm Diff: 1.33dB



HAC_T-Coil_VoWiFi 5.5GHz_802.11a 6Mbps_AMR 4.75Kbps_Ch120_Y

Communication System: UID 10317 - AAA, IEEE 802.11a WiFi 5 GHz (OFDM, 6 Mbps, 96pc duty cycle); Frequency: 5600 MHz; Duty Cycle: 1:6.85488

Medium: Air Medium parameters used: $\sigma = 0$ S/m, $\epsilon_r = 1$; $\rho = 0$ kg/m³

Ambient Temperature : 23.2 °C

DASY5 Configuration:

- Probe: AM1DV2 - 1048; ; Calibrated: 2021.02.22
- Sensor-Surface: 0mm (Fix Surface)
- Electronics: DAE4 Sn480; Calibrated: 2020.06.02
- Phantom: HAC Test Arch with AMCC; Type: SD HAC P01 BA;
- Measurement SW: DASY52, Version 52.8 (8); SEMCAD X Version 14.6.10 (7331)

Ch120/y (transversal) 4.2mm 50 x 50/ABM SNR(x,y,z) (13x13x1): Measurement grid:


dx=10mm, dy=10mm

ABM1/ABM2 = 26.19 dB

ABM1 comp = -10.65 dBA/m

BWC Factor = 0.10 dB

Location: -12.5, 16.7, 3.7 mm



0 dB = 20.38 = 26.18 dB

HAC_T-Coil_VoWiFi 5.8GHz_802.11a 6Mbps_AMR 4.75Kbps_Ch157_Z

Communication System: UID 10317 - AAA, IEEE 802.11a WiFi 5 GHz (OFDM, 6 Mbps, 96pc duty cycle); Frequency: 5785 MHz;Duty Cycle: 1:6.85488

Medium: Air Medium parameters used: $\sigma = 0$ S/m, $\epsilon_r = 1$; $\rho = 0$ kg/m³

Ambient Temperature : 23.2 °C

DASY5 Configuration:

- Probe: AM1DV2 - 1048; ; Calibrated: 2021.02.22
- Sensor-Surface: 0mm (Fix Surface)
- Electronics: DAE4 Sn480; Calibrated: 2020.06.02
- Phantom: HAC Test Arch with AMCC; Type: SD HAC P01 BA;
- Measurement SW: DASY52, Version 52.8 (8); SEMCAD X Version 14.6.10 (7331)

Ch157/z (axial) 4.2mm 50 x 50/ABM SNR(x,y,z) (13x13x1): Measurement grid: dx=10mm, dy=10mm

ABM1/ABM2 = 38.19 dB

ABM1 comp = -14.33 dBA/m

BWC Factor = 0.0055 dB

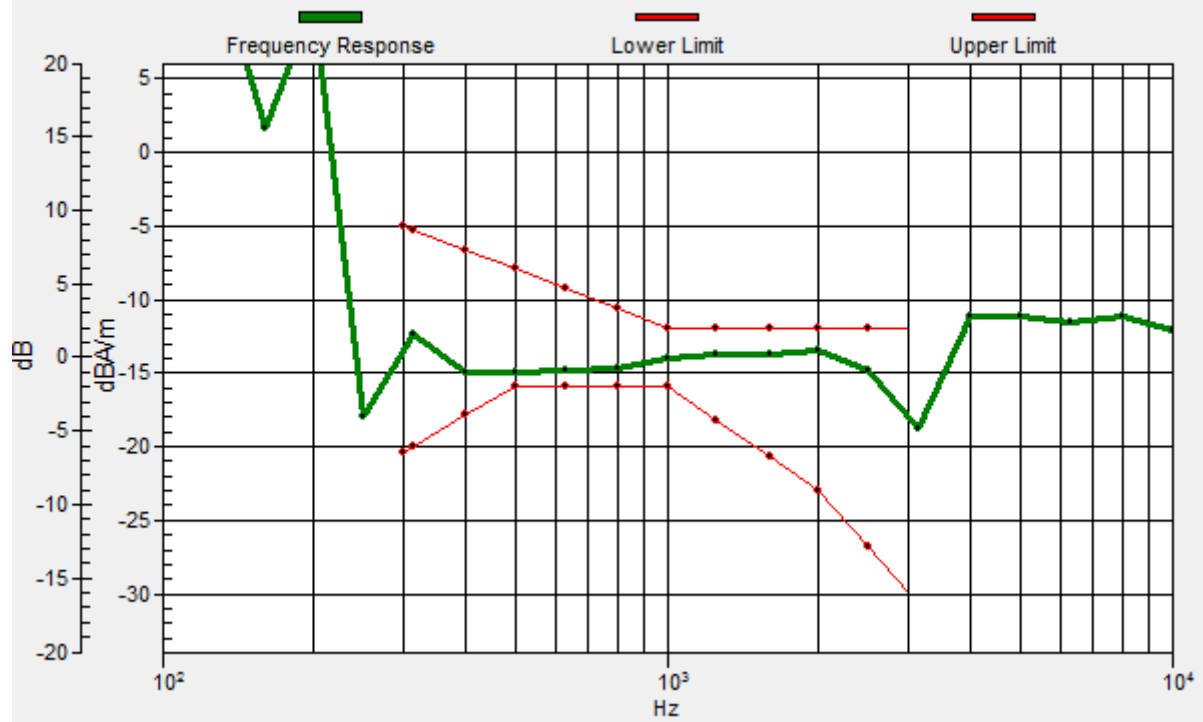
Location: 0, -4.2, 3.7 mm



0 dB = 81.21 = 38.19 dB

Ch157/z (axial) wideband at best S/N/ABM Freq Resp(x,y,z,f)

Loc: 0, -4.2, 3.7 mm Diff: 1.02dB



HAC_T-Coil_VoWiFi 5.8GHz_802.11a 6Mbps_AMR 4.75Kbps_Ch157_Y

Communication System: UID 10317 - AAA, IEEE 802.11a WiFi 5 GHz (OFDM, 6 Mbps, 96pc duty cycle); Frequency: 5785 MHz; Duty Cycle: 1:6.85488

Medium: Air Medium parameters used: $\sigma = 0$ S/m, $\epsilon_r = 1$; $\rho = 0$ kg/m³

Ambient Temperature : 23.2 °C

DASY5 Configuration:

- Probe: AM1DV2 - 1048; ; Calibrated: 2021.02.22
- Sensor-Surface: 0mm (Fix Surface)
- Electronics: DAE4 Sn480; Calibrated: 2020.06.02
- Phantom: HAC Test Arch with AMCC; Type: SD HAC P01 BA;
- Measurement SW: DASY52, Version 52.8 (8); SEMCAD X Version 14.6.10 (7331)

Ch157/y (transversal) 4.2mm 50 x 50/ABM SNR(x,y,z) (13x13x1): Measurement grid:


dx=10mm, dy=10mm

ABM1/ABM2 = 26.34 dB

ABM1 comp = -9.13 dBA/m

BWC Factor = 0.0055 dB

Location: -8.3, -8.3, 3.7 mm



0 dB = 20.76 = 26.34 dB

HAC_T-Coil_VoWiFi 5.8GHz_802.11n-HT20 MCS0_AMR 4.75Kbps_Ch157_Z

Communication System: UID 10193 - CAA, IEEE 802.11n (HT Greenfield, 6.5 Mbps, BPSK);
Frequency: 5785 MHz; Duty Cycle: 1:6.44169

Medium: Air Medium parameters used: $\sigma = 0$ S/m, $\epsilon_r = 1$; $\rho = 0$ kg/m³

Ambient Temperature : 23.2 °C

DASY5 Configuration:

- Probe: AM1DV2 - 1048; ; Calibrated: 2019.12.10
- Sensor-Surface: 0mm (Fix Surface)
- Electronics: DAE4 Sn480; Calibrated: 2020.06.02
- Phantom: HAC Test Arch with AMCC; Type: SD HAC P01 BA;
- Measurement SW: DASY52, Version 52.8 (8); SEMCAD X Version 14.6.10 (7331)

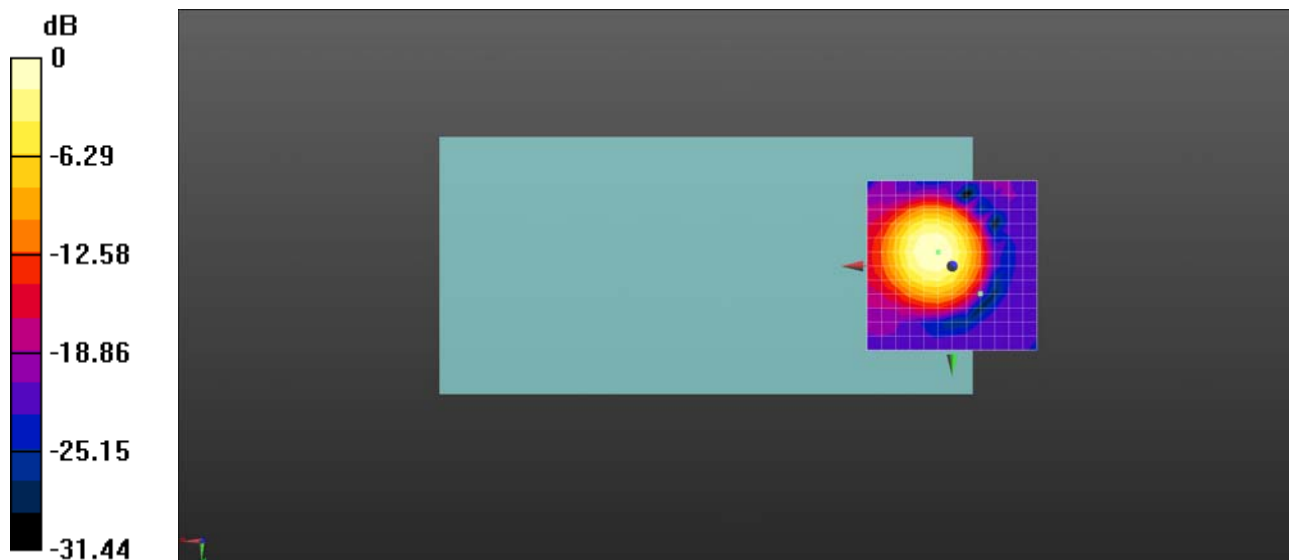
Ch157/z (axial) 4.2mm 50 x 50/ABM SNR(x,y,z) (13x13x1): Measurement grid: dx=10mm, dy=10mm

ABM1/ABM2 = 27.41 dB

ABM1 comp = -16.83 dBA/m

BWC Factor = -0.29 dB

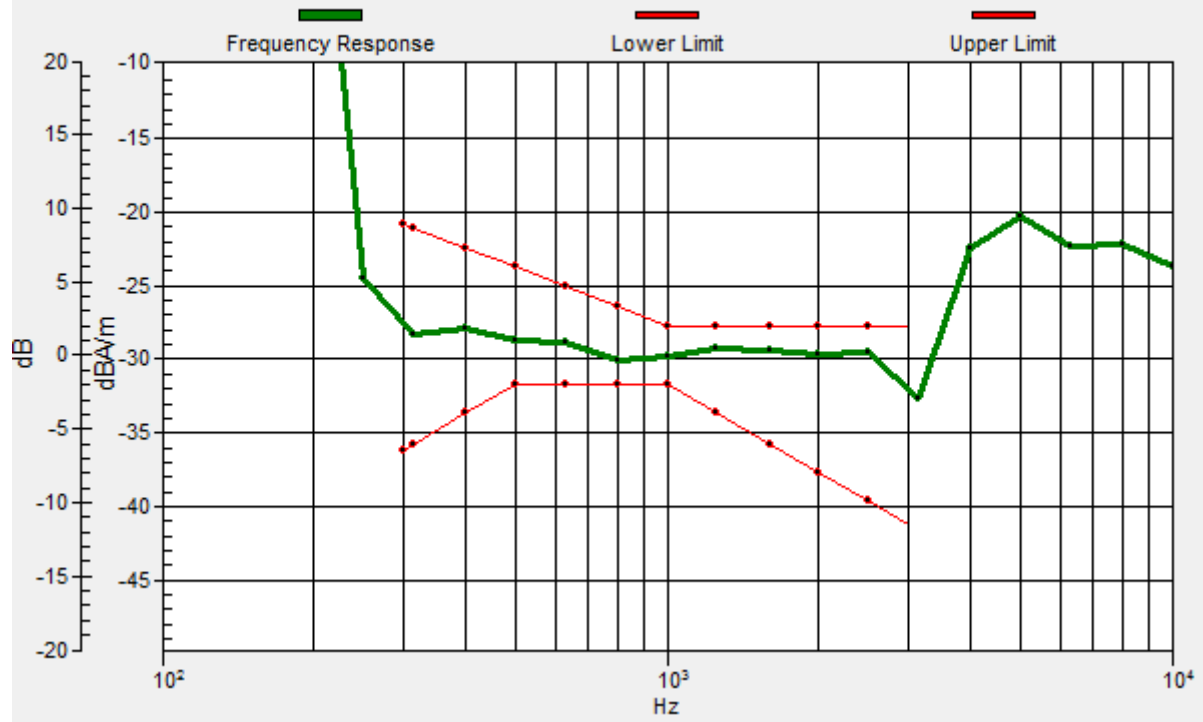
Location: -8.3, 8.3, 3.7 mm



0 dB = 23.46 = 27.41 dB

Ch157/z (axial) wideband at best S/N/ABM Freq Resp(x,y,z,f)

Loc: -8.3, 8.3, 3.7 mm Diff: 1.47dB



HAC_T-Coil_VoWiFi 5.8GHz_802.11n-HT20 MCS0_AMR 4.75Kbps_Ch157_Y

Communication System: UID 10193 - CAA, IEEE 802.11n (HT Greenfield, 6.5 Mbps, BPSK);
Frequency: 5785 MHz; Duty Cycle: 1:6.44169

Medium: Air Medium parameters used: $\sigma = 0$ S/m, $\epsilon_r = 1$; $\rho = 0$ kg/m³

Ambient Temperature : 23.2 °C

DASY5 Configuration:

- Probe: AM1DV2 - 1048; ; Calibrated: 2019.12.10
- Sensor-Surface: 0mm (Fix Surface)
- Electronics: DAE4 Sn480; Calibrated: 2020.06.02
- Phantom: HAC Test Arch with AMCC; Type: SD HAC P01 BA;
- Measurement SW: DASY52, Version 52.8 (8); SEMCAD X Version 14.6.10 (7331)

Ch157/y (transversal) 4.2mm 50 x 50/ABM SNR(x,y,z) (13x13x1): Measurement grid:


dx=10mm, dy=10mm

ABM1/ABM2 = 26.08 dB

ABM1 comp = -1.67 dBA/m

BWC Factor = -0.29 dB

Location: -4.2, 12.5, 3.7 mm



0 dB = 20.13 = 26.08 dB

HAC_T-Coil_VoWiFi 5.8GHz_802.11n-HT40 MCS0_AMR 4.75Kbps_Ch159_Z

Communication System: UID 10117 - CAA, IEEE 802.11n (HT Mixed, 13.5 Mbps, BPSK);
Frequency: 5795 MHz; Duty Cycle: 1:6.4121

Medium: Air Medium parameters used: $\sigma = 0$ S/m, $\epsilon_r = 1$; $\rho = 0$ kg/m³

Ambient Temperature : 23.2 °C

DASY5 Configuration:

- Probe: AM1DV2 - 1048; ; Calibrated: 2021.02.22
- Sensor-Surface: 0mm (Fix Surface)
- Electronics: DAE4 Sn480; Calibrated: 2020.06.02
- Phantom: HAC Test Arch with AMCC; Type: SD HAC P01 BA;
- Measurement SW: DASY52, Version 52.8 (8); SEMCAD X Version 14.6.10 (7331)

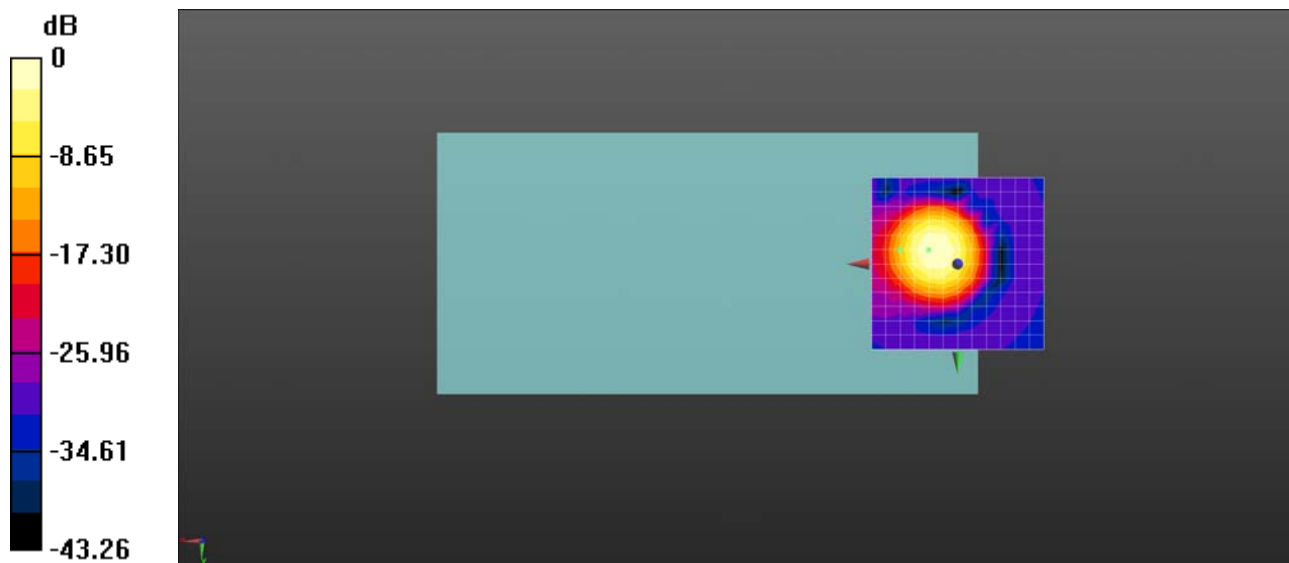
Ch159/z (axial) 4.2mm 50 x 50/ABM SNR(x,y,z) (13x13x1): Measurement grid: dx=10mm, dy=10mm

ABM1/ABM2 = 30.46 dB

ABM1 comp = 3.79 dBA/m

BWC Factor = 0.05 dB

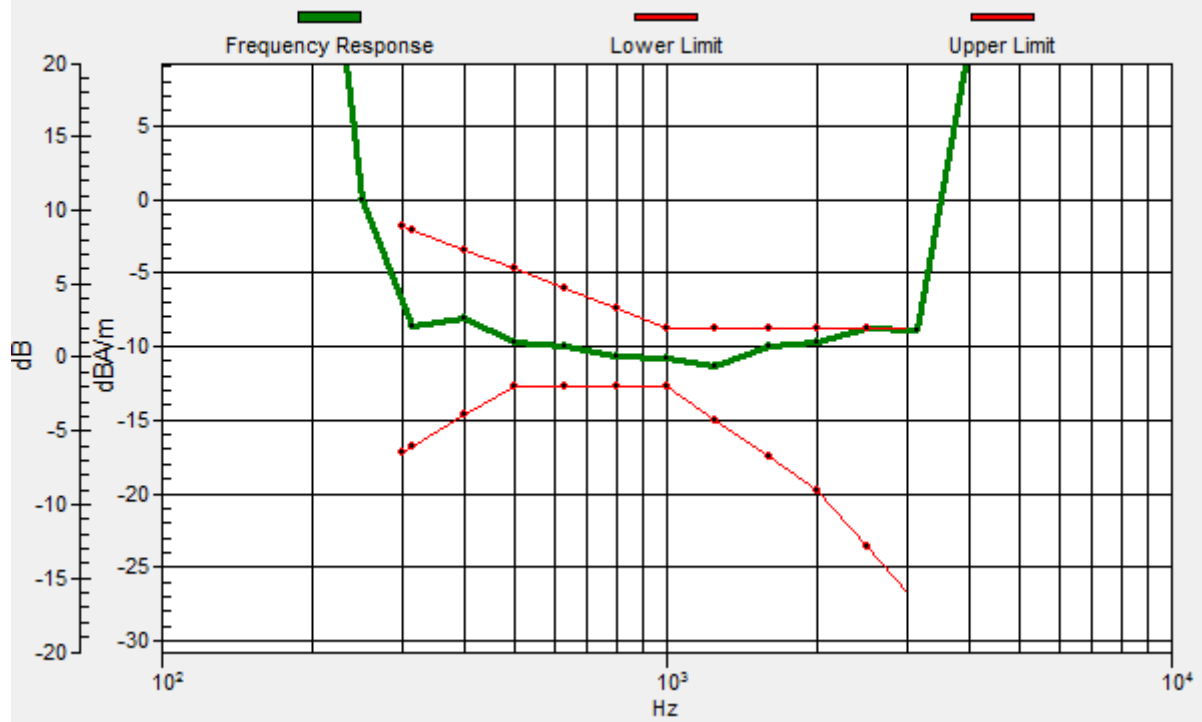
Location: 16.7, -4.2, 3.7 mm



0 dB = 33.34 = 30.46 dB

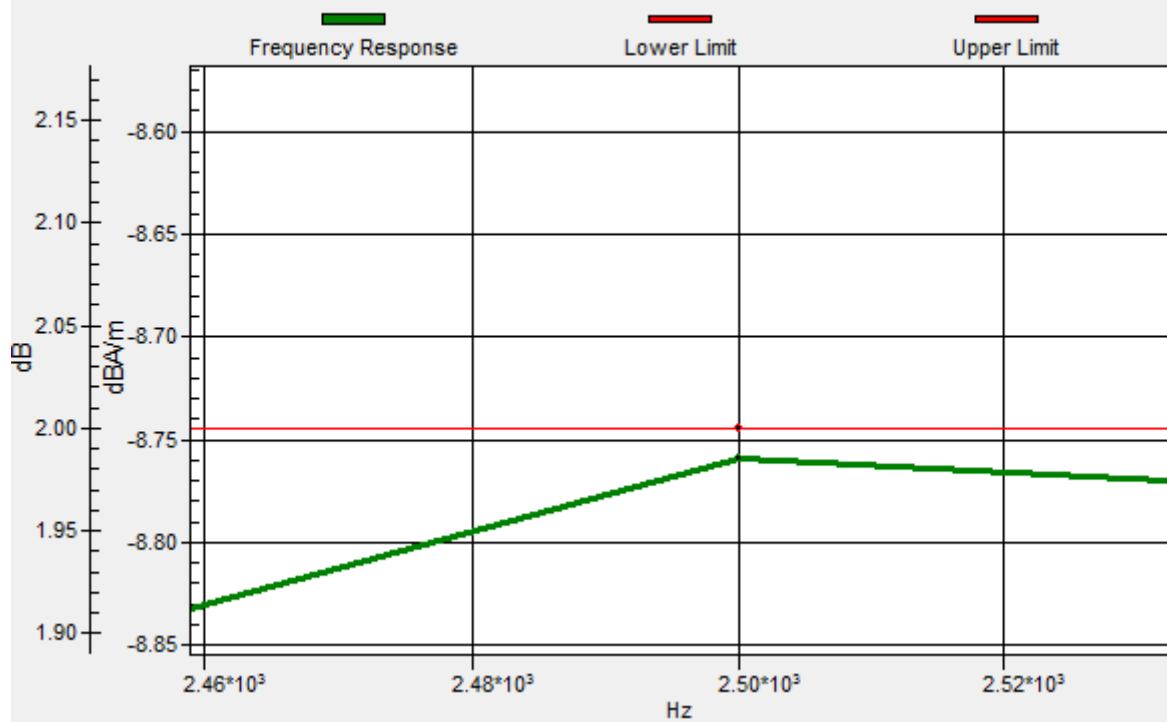
Ch159/z (axial) wideband at best S/N/ABM Freq Resp(x,y,z,f)

Loc: 16.7, -4.2, 3.7 mm Diff: 0.01dB



Ch159/z (axial) wideband at best S/N/ABM Freq Resp(x,y,z,f)

Loc: 16.7, -4.2, 3.7 mm Diff: 0.01dB



HAC_T-Coil_VoWiFi 5.8GHz_802.11n-HT40 MCS0_AMR 4.75Kbps_Ch159_Y

Communication System: UID 10117 - CAA, IEEE 802.11n (HT Mixed, 13.5 Mbps, BPSK);
Frequency: 5795 MHz; Duty Cycle: 1:6.4121

Medium: Air Medium parameters used: $\sigma = 0$ S/m, $\epsilon_r = 1$; $\rho = 0$ kg/m³

Ambient Temperature : 23.2 °C

DASY5 Configuration:

- Probe: AM1DV2 - 1048; ; Calibrated: 2021.02.22
- Sensor-Surface: 0mm (Fix Surface)
- Electronics: DAE4 Sn480; Calibrated: 2020.06.02
- Phantom: HAC Test Arch with AMCC; Type: SD HAC P01 BA;
- Measurement SW: DASY52, Version 52.8 (8); SEMCAD X Version 14.6.10 (7331)

Ch159/y (transversal) 4.2mm 50 x 50/ABM SNR(x,y,z) (13x13x1): Measurement grid:


dx=10mm, dy=10mm

ABM1/ABM2 = 25.79 dB

ABM1 comp = -3.25 dBA/m

BWC Factor = 0.05 dB

Location: 0, 16.7, 3.7 mm



0 dB = 19.48 = 25.79 dB

HAC_T-Coil_VoWiFi 5.8GHz_802.11ac-VHT20 MCS0_AMR 4.75Kbps_Ch157_Z

Communication System: UID 10400 - AAA, IEEE 802.11ac WiFi (20MHz, 64-QAM, 99pc duty cycle); Frequency: 5785 MHz; Duty Cycle: 1:6.87068

Medium: Air Medium parameters used: $\sigma = 0$ S/m, $\epsilon_r = 1$; $\rho = 0$ kg/m³

Ambient Temperature : 23.2 °C

DASY5 Configuration:

- Probe: AM1DV2 - 1048; ; Calibrated: 2021.02.22
- Sensor-Surface: 0mm (Fix Surface)
- Electronics: DAE4 Sn480; Calibrated: 2020.06.02
- Phantom: HAC Test Arch with AMCC; Type: SD HAC P01 BA;
- Measurement SW: DASY52, Version 52.8 (8); SEMCAD X Version 14.6.10 (7331)


Ch157/z (axial) 4.2mm 50 x 50/ABM SNR(x,y,z) (13x13x1): Measurement grid: dx=10mm, dy=10mm

ABM1/ABM2 = 27.03 dB

ABM1 comp = -10.08 dBA/m

BWC Factor = 0.06 dB

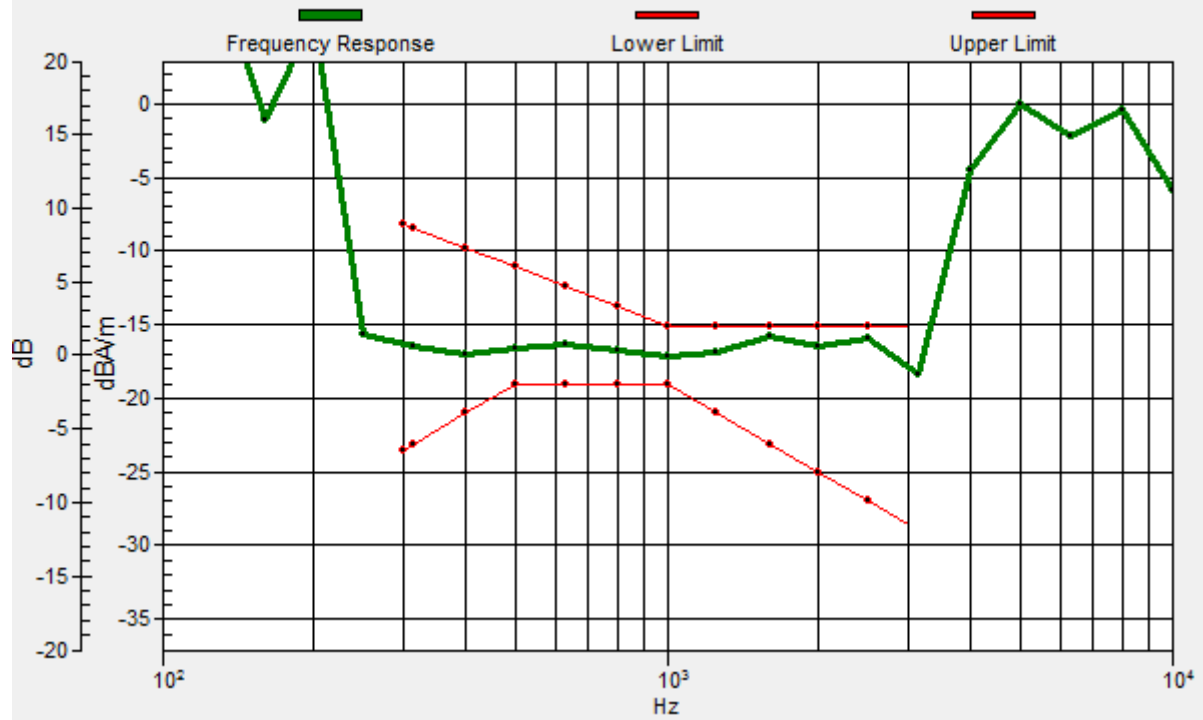
Location: 0, 8.3, 3.7 mm



0 dB = 22.46 = 27.03 dB

Ch157/z (axial) wideband at best S/N/ABM Freq Resp(x,y,z,f)

Loc: 0, 8.3, 3.7 mm Diff: 0.77dB



HAC_T-Coil_VoWiFi 5.8GHz_802.11ac-VHT20 MCS0_AMR 4.75Kbps_Ch157_Y

Communication System: UID 10400 - AAA, IEEE 802.11ac WiFi (20MHz, 64-QAM, 99pc duty cycle); Frequency: 5785 MHz; Duty Cycle: 1:6.87068

Medium: Air Medium parameters used: $\sigma = 0$ S/m, $\epsilon_r = 1$; $\rho = 0$ kg/m³

Ambient Temperature : 23.2 °C

DASY5 Configuration:

- Probe: AM1DV2 - 1048; ; Calibrated: 2021.02.22
- Sensor-Surface: 0mm (Fix Surface)
- Electronics: DAE4 Sn480; Calibrated: 2020.06.02
- Phantom: HAC Test Arch with AMCC; Type: SD HAC P01 BA;
- Measurement SW: DASY52, Version 52.8 (8); SEMCAD X Version 14.6.10 (7331)

Ch157/y (transversal) 4.2mm 50 x 50/ABM SNR(x,y,z) (13x13x1): Measurement grid:


dx=10mm, dy=10mm

ABM1/ABM2 = 26.06 dB

ABM1 comp = -1.45 dBA/m

BWC Factor = 0.06 dB

Location: -4.2, 12.5, 3.7 mm



0 dB = 20.09 = 26.06 dB

HAC_T-Coil_VoWiFi 5.8GHz_802.11ac-VHT40 MCS0_AMR 4.75Kbps_Ch159_Z

Communication System: UID 10401 - AAA, IEEE 802.11ac WiFi (40MHz, 64-QAM, 99pc duty cycle); Frequency: 5785 MHz; Duty Cycle: 1:7.24436

Medium: Air Medium parameters used: $\sigma = 0$ S/m, $\epsilon_r = 1$; $\rho = 0$ kg/m³

Ambient Temperature : 23.2 °C

DASY5 Configuration:

- Probe: AM1DV2 - 1048; ; Calibrated: 2021.02.22
- Sensor-Surface: 0mm (Fix Surface)
- Electronics: DAE4 Sn480; Calibrated: 2020.06.02
- Phantom: HAC Test Arch with AMCC; Type: SD HAC P01 BA;
- Measurement SW: DASY52, Version 52.8 (8); SEMCAD X Version 14.6.10 (7331)


Ch159/z (axial) 4.2mm 50 x 50/ABM SNR(x,y,z) (13x13x1): Measurement grid: dx=10mm, dy=10mm

ABM1/ABM2 = 33.36 dB

ABM1 comp = -3.19 dBA/m

BWC Factor = 0.05 dB

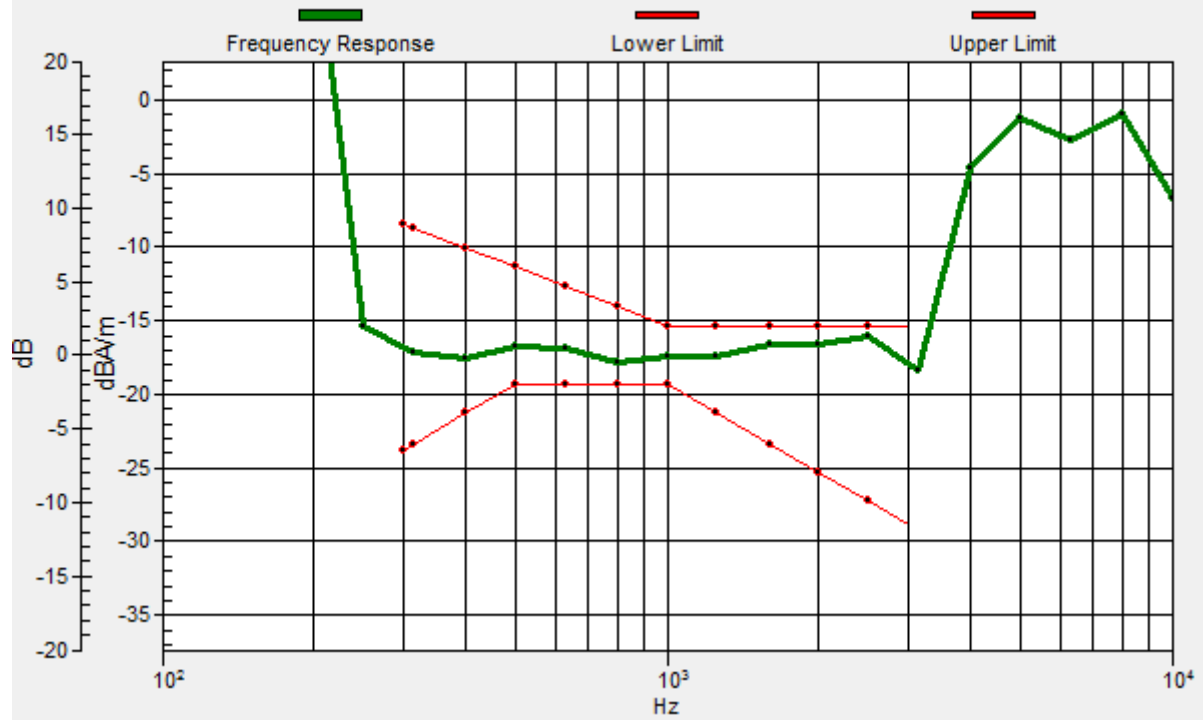
Location: 0, 8.3, 3.7 mm



0 dB = 46.55 = 33.36 dB

Ch159/z (axial) wideband at best S/N/ABM Freq Resp(x,y,z,f)

Loc: 0, 8.3, 3.7 mm Diff: 0.65dB



HAC_T-Coil_VoWiFi 5.8GHz_802.11ac-VHT40 MCS0_AMR 4.75Kbps_Ch159_Y

Communication System: UID 10401 - AAA, IEEE 802.11ac WiFi (40MHz, 64-QAM, 99pc duty cycle); Frequency: 5785 MHz; Duty Cycle: 1:7.24436

Medium: Air Medium parameters used: $\sigma = 0$ S/m, $\epsilon_r = 1$; $\rho = 0$ kg/m³

Ambient Temperature : 23.2 °C

DASY5 Configuration:

- Probe: AM1DV2 - 1048; ; Calibrated: 2021.02.22
- Sensor-Surface: 0mm (Fix Surface)
- Electronics: DAE4 Sn480; Calibrated: 2020.06.02
- Phantom: HAC Test Arch with AMCC; Type: SD HAC P01 BA;
- Measurement SW: DASY52, Version 52.8 (8); SEMCAD X Version 14.6.10 (7331)

Ch159/y (transversal) 4.2mm 50 x 50/ABM SNR(x,y,z) (13x13x1): Measurement grid:


dx=10mm, dy=10mm

ABM1/ABM2 = 25.83 dB

ABM1 comp = -7.52 dBA/m

BWC Factor = 0.05 dB

Location: -8.3, 16.7, 3.7 mm



0 dB = 19.57 = 25.83 dB

HAC_T-Coil_VoWiFi 5.8GHz_802.11ac-VHT80 MCS0_AMR 4.75Kbps_Ch155_Z

Communication System: UID 10402 - AAA, IEEE 802.11ac WiFi (80MHz, 64-QAM, 99pc duty cycle); Frequency: 5775 MHz; Duty Cycle: 1:7.12853

Medium: Air Medium parameters used: $\sigma = 0$ S/m, $\epsilon_r = 1$; $\rho = 0$ kg/m³

Ambient Temperature : 23.2 °C

DASY5 Configuration:

- Probe: AM1DV2 - 1048; ; Calibrated: 2021.02.22
- Sensor-Surface: 0mm (Fix Surface)
- Electronics: DAE4 Sn480; Calibrated: 2020.06.02
- Phantom: HAC Test Arch with AMCC; Type: SD HAC P01 BA;
- Measurement SW: DASY52, Version 52.8 (8); SEMCAD X Version 14.6.10 (7331)


Ch155/z (axial) 4.2mm 50 x 50/ABM SNR(x,y,z) (13x13x1): Measurement grid: dx=10mm, dy=10mm

ABM1/ABM2 = 31.11 dB

ABM1 comp = 2.59 dBA/m

BWC Factor = 0.05 dB

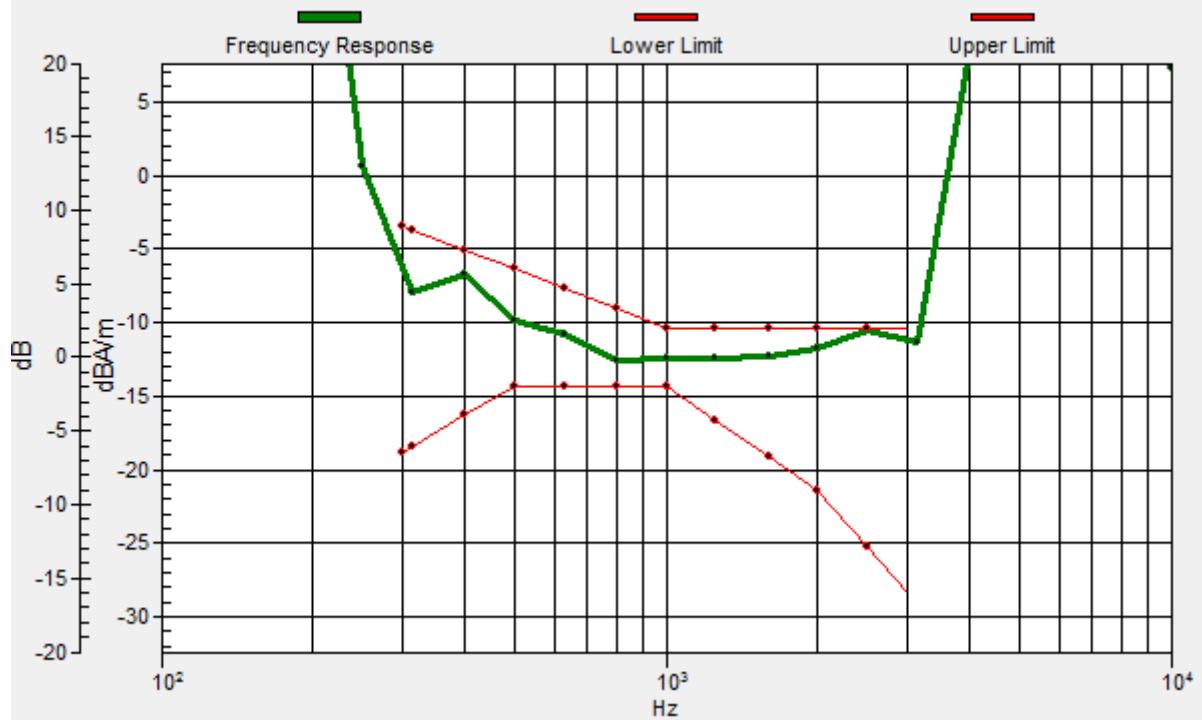
Location: 16.7, 0, 3.7 mm



0 dB = 35.95 = 31.11 dB

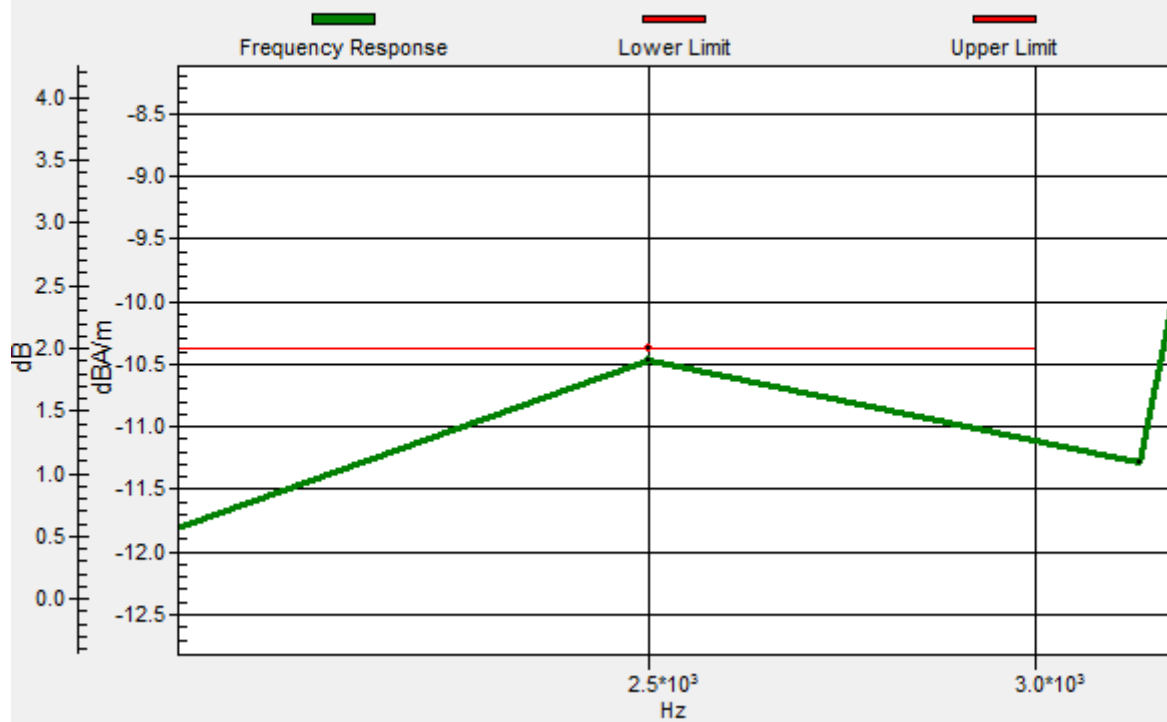
Ch155/z (axial) wideband at best S/N/ABM Freq Resp(x,y,z,f)

Loc: 16.7, 0, 3.7 mm Diff: 0.1dB



Ch155/z (axial) wideband at best S/N/ABM Freq Resp(x,y,z,f)

Loc: 16.7, 0, 3.7 mm Diff: 0.1dB



HAC_T-Coil_VoWiFi 5.8GHz_802.11ac-VHT80 MCS0_AMR 4.75Kbps_Ch155_Y

Communication System: UID 10402 - AAA, IEEE 802.11ac WiFi (80MHz, 64-QAM, 99pc duty cycle); Frequency: 5775 MHz; Duty Cycle: 1:7.12853

Medium: Air Medium parameters used: $\sigma = 0$ S/m, $\epsilon_r = 1$; $\rho = 0$ kg/m³

Ambient Temperature : 23.2 °C

DASY5 Configuration:

- Probe: AM1DV2 - 1048; ; Calibrated: 2021.02.22
- Sensor-Surface: 0mm (Fix Surface)
- Electronics: DAE4 Sn480; Calibrated: 2020.06.02
- Phantom: HAC Test Arch with AMCC; Type: SD HAC P01 BA;
- Measurement SW: DASY52, Version 52.8 (8); SEMCAD X Version 14.6.10 (7331)

Ch155/y (transversal) 4.2mm 50 x 50/ABM SNR(x,y,z) (13x13x1): Measurement grid:


dx=10mm, dy=10mm

ABM1/ABM2 = 26.05 dB

ABM1 comp = -4.86 dBA/m

BWC Factor = 0.05 dB

Location: -4.2, 16.7, 3.7 mm



0 dB = 20.07 = 26.05 dB

HAC_T-Coil_OTT VoIP_GSM850_GSM Voice_Ch189_Z

Communication System: UID 10025 - DAB, EDGE-FDD (TDMA, 8PSK, TN 0); Frequency: 836.6 MHz; Duty Cycle: 1:1

Medium: Air Medium parameters used: $\sigma = 0$ S/m, $\epsilon_r = 1$; $\rho = 0$ kg/m³

Ambient Temperature : 23.2 °C

DASY5 Configuration:

- Probe: AM1DV2 - 1048; ; Calibrated: 2021.02.22
- Sensor-Surface: 0mm (Fix Surface)
- Electronics: DAE4 Sn480; Calibrated: 2020.06.02
- Phantom: HAC Test Arch with AMCC; Type: SD HAC P01 BA;
- Measurement SW: DASY52, Version 52.8 (8); SEMCAD X Version 14.6.10 (7331)


Ch189/z (axial) 4.2mm 50 x 50/ABM SNR(x,y,z) (13x13x1): Measurement grid: dx=10mm, dy=10mm

ABM1/ABM2 = 28.40 dB

ABM1 comp = -5.55 dBA/m

BWC Factor = -0.09 dB

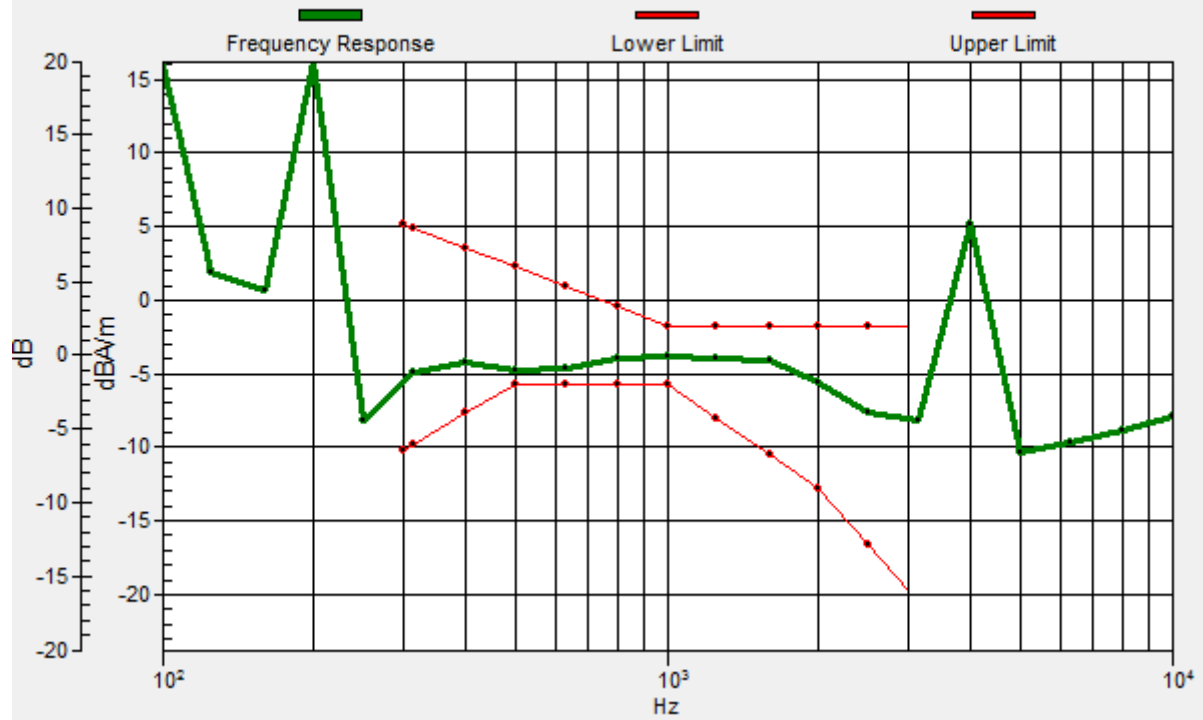
Location: 4.2, 0, 3.7 mm



0 dB = 19.000 = 28.41 dB

Ch189/z (axial) wideband at best S/N/ABM Freq Resp(x,y,z,f)

Loc: 4.2, 0, 3.7 mm Diff: 0.93dB



HAC_T-Coil_OTT VoIP_GSM850_GSM Voice_Ch189_Y

Communication System: UID 10025 - DAB, EDGE-FDD (TDMA, 8PSK, TN 0); Frequency: 836.6 MHz; Duty Cycle: 1:1

Medium: Air Medium parameters used: $\sigma = 0$ S/m, $\epsilon_r = 1$; $\rho = 0$ kg/m³

Ambient Temperature : 23.2 °C

DASY5 Configuration:

- Probe: AM1DV2 - 1048; ; Calibrated: 2021.02.22
- Sensor-Surface: 0mm (Fix Surface)
- Electronics: DAE4 Sn480; Calibrated: 2020.06.02
- Phantom: HAC Test Arch with AMCC; Type: SD HAC P01 BA;
- Measurement SW: DASY52, Version 52.8 (8); SEMCAD X Version 14.6.10 (7331)

Ch189/y (transversal) 4.2mm 50 x 50/ABM SNR(x,y,z) (13x13x1): Measurement grid:


dx=10mm, dy=10mm

ABM1/ABM2 = 24.58 dB

ABM1 comp = -2.37 dBA/m

BWC Factor = -0.09 dB

Location: 0, -8.3, 3.7 mm



0 dB = 17.86 = 24.54 dB

HAC_T-Coil_OTT VoIP_GSM1900_GSM Voice_Ch661_Z

Communication System: UID 10025 - DAB, EDGE-FDD (TDMA, 8PSK, TN 0); Frequency: 1880 MHz;
Duty Cycle: 1:1

Medium: Air Medium parameters used: $\sigma = 0$ S/m, $\epsilon_r = 1$; $\rho = 0$ kg/m³

Ambient Temperature : 23.2 °C

DASY5 Configuration:

- Probe: AM1DV2 - 1048; ; Calibrated: 2021.02.22
- Sensor-Surface: 0mm (Fix Surface)
- Electronics: DAE4 Sn480; Calibrated: 2020.06.02
- Phantom: HAC Test Arch with AMCC; Type: SD HAC P01 BA;
- Measurement SW: DASY52, Version 52.8 (8); SEMCAD X Version 14.6.10 (7331)


Ch661/z (axial) 4.2mm 50 x 50/ABM SNR(x,y,z) (13x13x1): Measurement grid: dx=10mm, dy=10mm

ABM1/ABM2 = 24.92 dB

ABM1 comp = -8.31 dBA/m

BWC Factor = 0.0089 dB

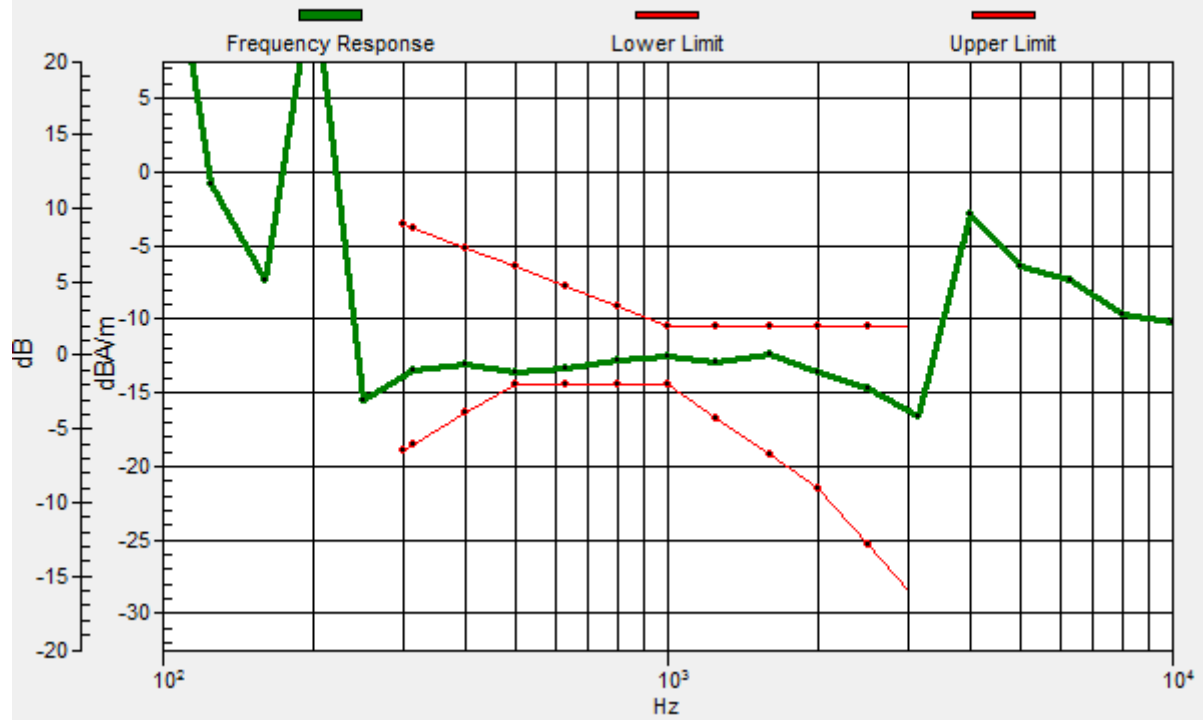
Location: 4.2, 4.2, 3.7 mm



0 dB = 9.908 = 25.81 dB

Ch661/z (axial) wideband at best S/N/ABM Freq Resp(x,y,z,f)

Loc: 4.2, 4.2, 3.7 mm Diff: 0.8dB



HAC_T-Coil_OTT VoIP_GSM1900_GSM Voice_Ch661_Y

Communication System: UID 10025 - DAB, EDGE-FDD (TDMA, 8PSK, TN 0); Frequency: 1880 MHz;
Duty Cycle: 1:1

Medium: Air Medium parameters used: $\sigma = 0$ S/m, $\epsilon_r = 1$; $\rho = 0$ kg/m³

Ambient Temperature : 23.2 °C

DASY5 Configuration:

- Probe: AM1DV2 - 1048; ; Calibrated: 2019.12.10
- Sensor-Surface: 0mm (Fix Surface)
- Electronics: DAE4 Sn480; Calibrated: 2020.06.02
- Phantom: HAC Test Arch with AMCC; Type: SD HAC P01 BA;
- Measurement SW: DASY52, Version 52.8 (8); SEMCAD X Version 14.6.10 (7331)

Ch661/y (transversal) 4.2mm 50 x 50/ABM Signal(x,y,z) (13x13x1): Measurement grid:


dx=10mm, dy=10mm

ABM1/ABM2 = 24.22 dB

ABM1 comp = -4.18 dBA/m

BWC Factor = -0.39 dB

Location: -4.2, -8.3, 3.7 mm



0 dB = 3.283 A/m = 24.76 dBA/m

HAC_T-Coil_OTT VoIP_WCDMA Band II_AMR 12.12Kbps_Ch9400_Z

Communication System: UID 10097 - CAB, UMTS-FDD (HSPA); Frequency: 1880 MHz;Duty Cycle: 1:1

Medium: Air Medium parameters used: $\sigma = 0$ S/m, $\epsilon_r = 1$; $\rho = 0$ kg/m³

Ambient Temperature : 23.2 °C

DASY5 Configuration:

- Probe: AM1DV2 - 1048; ; Calibrated: 2021.02.22
- Sensor-Surface: 0mm (Fix Surface)
- Electronics: DAE4 Sn480; Calibrated: 2020.06.02
- Phantom: HAC Test Arch with AMCC; Type: SD HAC P01 BA;
- Measurement SW: DASY52, Version 52.8 (8); SEMCAD X Version 14.6.10 (7331)

Ch18900/z (axial) 4.2mm 50 x 50/ABM SNR(x,y,z) (13x13x1): Measurement grid:


dx=10mm, dy=10mm

ABM1/ABM2 = 35.66 dB

ABM1 comp = -10.12 dBA/m

BWC Factor = -0.0089 dB

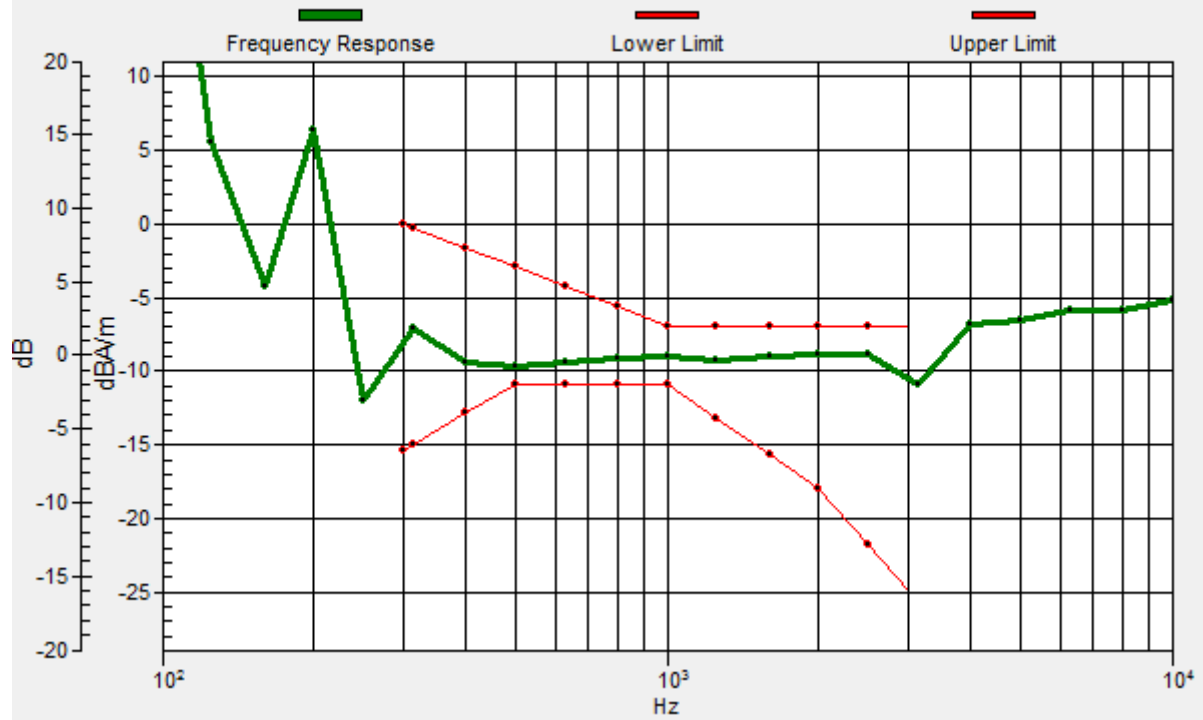
Location: 0, 4.2, 3.7 mm



0 dB = 65.77 = 36.23 dB

Ch18900/z (axial) wideband at best S/N/ABM Freq Resp(x,y,z,f)

Loc: 0, 4.2, 3.7 mm Diff: 1.28dB



HAC_T-Coil_OTT VoIP_WCDMA Band II_AMR 12.12Kbps_Ch9400_Y

Communication System: UID 10097 - CAB, UMTS-FDD (HSPA); Frequency: 1880 MHz; Duty Cycle: 1:1

Medium: Air Medium parameters used: $\sigma = 0$ S/m, $\epsilon_r = 1$; $\rho = 0$ kg/m³

Ambient Temperature : 23.2 °C

DASY5 Configuration:

- Probe: AM1DV2 - 1048; ; Calibrated: 2021.02.22
- Sensor-Surface: 0mm (Fix Surface)
- Electronics: DAE4 Sn480; Calibrated: 2020.06.02
- Phantom: HAC Test Arch with AMCC; Type: SD HAC P01 BA;
- Measurement SW: DASY52, Version 52.8 (8); SEMCAD X Version 14.6.10 (7331)

Ch9400/y (transversal) 4.2mm 50 x 50/ABM SNR(x,y,z) (13x13x1): Measurement grid:


dx=10mm, dy=10mm

ABM1/ABM2 = 27.81 dB

ABM1 comp = -16.58 dBA/m

BWC Factor = -0.0089 dB

Location: -4.2, -8.3, 3.7 mm



0 dB = 30.93 = 29.53 dB

HAC_T-Coil_OTT VoIP_WCDMA Band IV_AMR 12.12Kbps_Ch1413_Z

Communication System: UID 10097 - CAB, UMTS-FDD (HSPA); Frequency: 1732.4 MHz; Duty Cycle: 1:1.95434

Medium: Air Medium parameters used: $\sigma = 0$ S/m, $\epsilon_r = 1$; $\rho = 0$ kg/m³

Ambient Temperature : 23.2 °C

DASY5 Configuration:

- Probe: AM1DV2 - 1048; ; Calibrated: 2021.02.22
- Sensor-Surface: 0mm (Fix Surface)
- Electronics: DAE4 Sn480; Calibrated: 2020.06.02
- Phantom: HAC Test Arch with AMCC; Type: SD HAC P01 BA;
- Measurement SW: DASY52, Version 52.8 (8); SEMCAD X Version 14.6.10 (7331)

Ch1413/z (axial) 4.2mm 50 x 50/ABM SNR(x,y,z) (13x13x1): Measurement grid:


dx=10mm, dy=10mm

ABM1/ABM2 = 37.79 dB

ABM1 comp = -7.15 dBA/m

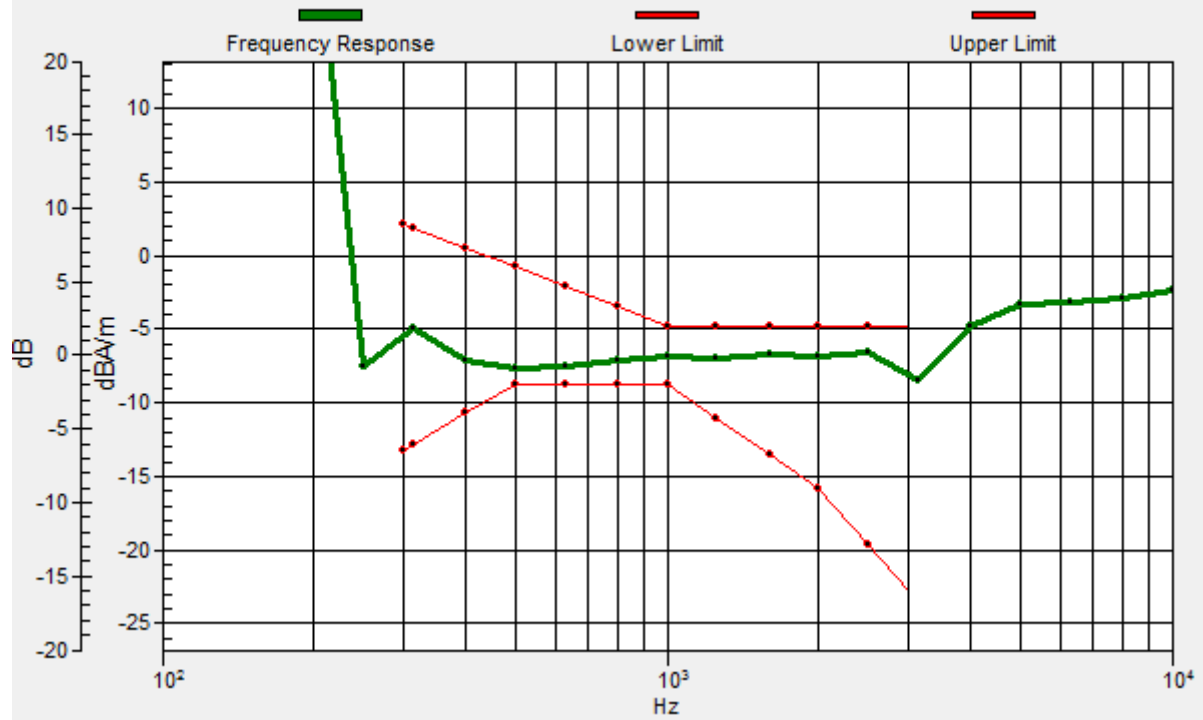
BWC Factor = -0.05 dB

Location: 4.2, 4.2, 3.7 mm



Ch1413/z (axial) wideband at best S/N/ABM Freq Resp(x,y,z,f)

Loc: 4.2, 4.2, 3.7 mm Diff: 1.07dB



HAC_T-Coil_OTT VoIP_WCDMA Band IV_AMR 12.12Kbps_Ch1413_Y

Communication System: UID 10097 - CAB, UMTS-FDD (HSPA); Frequency: 1732.4 MHz; Duty Cycle: 1:1

Medium: Air Medium parameters used: $\sigma = 0$ S/m, $\epsilon_r = 1$; $\rho = 0$ kg/m³

Ambient Temperature : 23.2 °C

DASY5 Configuration:

- Probe: AM1DV2 - 1048; ; Calibrated: 2021.02.22
- Sensor-Surface: 0mm (Fix Surface)
- Electronics: DAE4 Sn480; Calibrated: 2020.06.02
- Phantom: HAC Test Arch with AMCC; Type: SD HAC P01 BA;
- Measurement SW: DASY52, Version 52.8 (8); SEMCAD X Version 14.6.10 (7331)

Ch1413/y (transversal) 4.2mm 50 x 50/ABM SNR(x,y,z) (13x13x1): Measurement grid:


dx=10mm, dy=10mm

ABM1/ABM2 = 33.35 dB

ABM1 comp = -15.12 dBA/m

BWC Factor = -0.05 dB

Location: 0, -8.3, 3.7 mm



0 dB = 36.38 = 31.12 dB

HAC_T-Coil_OTT VoIP_WCDMA Band V_AMR 12.12Kbps_Ch4182_Z

Communication System: UID 10097 - CAB, UMTS-FDD (HSPA); Frequency: 836.4 MHz; Duty Cycle: 1:1

Medium: Air Medium parameters used: $\sigma = 0$ S/m, $\epsilon_r = 1$; $\rho = 0$ kg/m³

Ambient Temperature : 23.2 °C

DASY5 Configuration:

- Probe: AM1DV2 - 1048; ; Calibrated: 2021.02.22
- Sensor-Surface: 0mm (Fix Surface)
- Electronics: DAE4 Sn480; Calibrated: 2020.06.02
- Phantom: HAC Test Arch with AMCC; Type: SD HAC P01 BA;
- Measurement SW: DASY52, Version 52.8 (8); SEMCAD X Version 14.6.10 (7331)

Ch4182/z (axial) 4.2mm 50 x 50/ABM SNR(x,y,z) (13x13x1): Measurement grid:


dx=10mm, dy=10mm

ABM1/ABM2 = 34.47 dB

ABM1 comp = -14.72 dBA/m

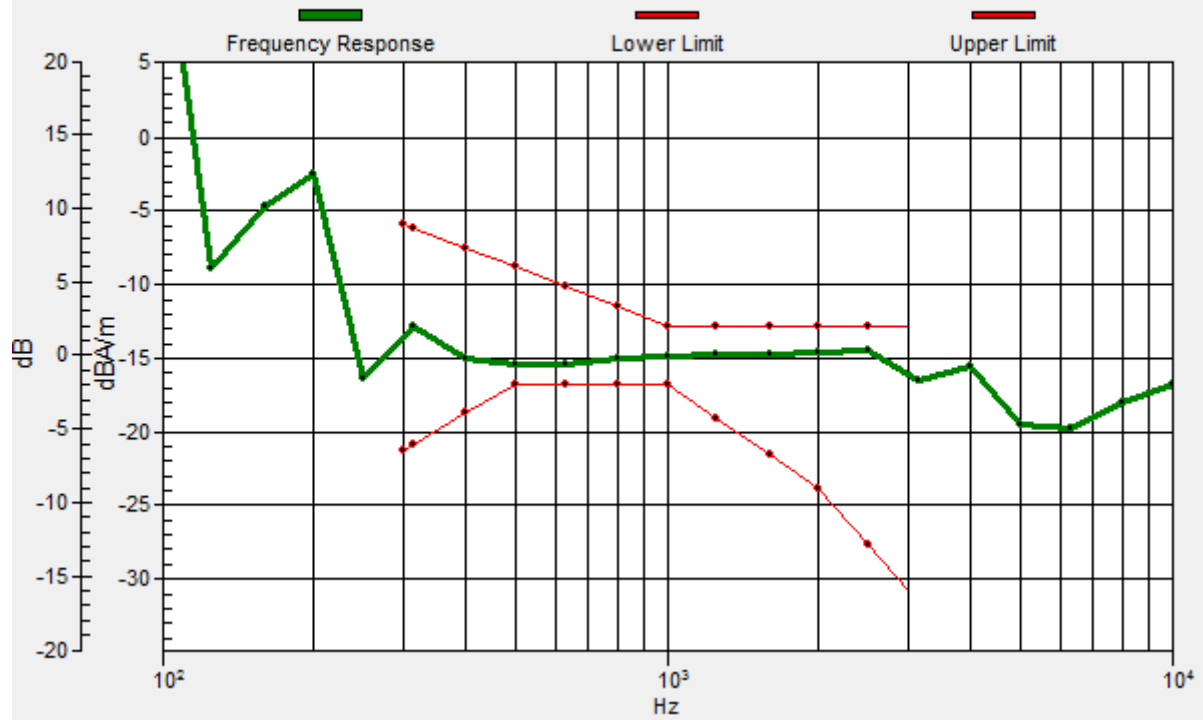
BWC Factor = 0.0088 dB

Location: 0, 0, 3.7 mm



Ch4182/z (axial) wideband at best S/N/ABM Freq Resp(x,y,z,f)

Loc: 0, 0, 3.7 mm Diff: 1.34dB



HAC_T-Coil_OTT VoIP_WCDMA Band V_AMR 12.12Kbps_Ch4182_Y

Communication System: UID 10097 - CAB, UMTS-FDD (HSPA); Frequency: 836.4 MHz; Duty Cycle: 1:1

Medium: Air Medium parameters used: $\sigma = 0$ S/m, $\epsilon_r = 1$; $\rho = 0$ kg/m³

Ambient Temperature : 23.2 °C

DASY5 Configuration:

- Probe: AM1DV2 - 1048; ; Calibrated: 2021.02.22
- Sensor-Surface: 0mm (Fix Surface)
- Electronics: DAE4 Sn480; Calibrated: 2020.06.02
- Phantom: HAC Test Arch with AMCC; Type: SD HAC P01 BA;
- Measurement SW: DASY52, Version 52.8 (8); SEMCAD X Version 14.6.10 (7331)

Ch4182/y (transversal) 4.2mm 50 x 50/ABM SNR(x,y,z) (13x13x1): Measurement grid:


dx=10mm, dy=10mm

ABM1/ABM2 = 32.45 dB

ABM1 comp = -16.12 dBA/m

BWC Factor = -0.10 dB

Location: 0, -8.3, 3.7 mm



0 dB = 38.95 = 31.03 dB

HAC_T-Coil_OTT VoIP_LTE Band 2_20M_QPSK_1RB_0offset_AMR 12.2Kbps_Ch18900_Z

Communication System: UID 10169 - CAB, LTE-FDD (SC-FDMA, 1 RB, 20 MHz, QPSK);

Frequency: 1880 MHz; Duty Cycle: 1:1

Medium: Air Medium parameters used: $\sigma = 0$ S/m, $\epsilon_r = 1$; $\rho = 0$ kg/m³

Ambient Temperature : 23.2 °C

DASY5 Configuration:

- Probe: AM1DV2 - 1048; ; Calibrated: 2021.02.22

- Sensor-Surface: 0mm (Fix Surface)

- Electronics: DAE4 Sn480; Calibrated: 2020.06.02

- Phantom: HAC Test Arch with AMCC; Type: SD HAC P01 BA;

- Measurement SW: DASY52, Version 52.8 (8); SEMCAD X Version 14.6.10 (7331)

Ch18900/z (axial) wideband at best S/N/ABM Freq Resp(x,y,z,f) (1x1x1): Measurement


grid: dx=10mm, dy=10mm

ABM1/ABM2 = 35.28 dB

ABM1 comp = -4.16 dBA/m

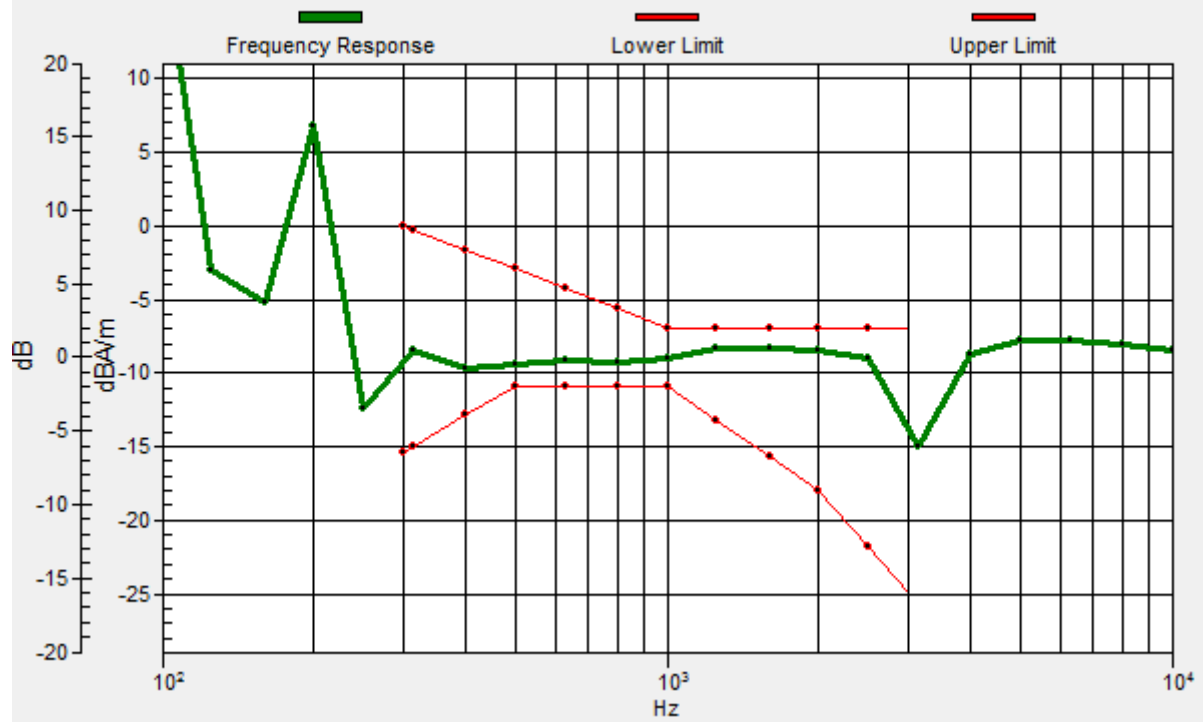
BWC Factor = -0.0076 dB

Location: 0, 4.2, 3.7 mm



Ch18900/z (axial) wideband at best S/N/ABM Freq Resp(x,y,z,f)

Loc: 0, 4.2, 3.7 mm Diff: 1.32dB



HAC_T-Coil_OTT VoIP_LTE Band 2_20M_QPSK_1RB_0offset_AMR 12.2Kbps_Ch18900_Y

Communication System: UID 10169 - CAB, LTE-FDD (SC-FDMA, 1 RB, 20 MHz, QPSK);
Frequency: 1880 MHz; Duty Cycle: 1:3.74111

Medium: Air Medium parameters used: $\sigma = 0$ S/m, $\epsilon_r = 1$; $\rho = 0$ kg/m³

Ambient Temperature : 23.2 °C

DASY5 Configuration:

- Probe: AM1DV2 - 1048; ; Calibrated: 2021.02.22
- Sensor-Surface: 0mm (Fix Surface)
- Electronics: DAE4 Sn480; Calibrated: 2020.06.02
- Phantom: HAC Test Arch with AMCC; Type: SD HAC P01 BA;
- Measurement SW: DASY52, Version 52.8 (8); SEMCAD X Version 14.6.10 (7331)

Ch18900/y (transversal) 4.2mm 50 x 50/ABM SNR(x,y,z) (13x13x1): Measurement grid:


dx=10mm, dy=10mm

ABM1/ABM2 = 32.41 dB

ABM1 comp = -11.59 dBA/m

BWC Factor = -0.0076 dB

Location: -4.2, 8.3, 3.7 mm



0 dB = 40.00 = 31.36 dB

HAC_T-Coil_OTT VoIP_LTE Band 5_10M_QPSK_1RB_0offset_AMR 12.2Kbps_Ch20525_Z

Communication System: UID 10175 - CAB, LTE-FDD (SC-FDMA, 1 RB, 10 MHz, QPSK);
Frequency: 836.5 MHz; Duty Cycle: 1:3.7325

Medium: Air Medium parameters used: $\sigma = 0$ S/m, $\epsilon_r = 1$; $\rho = 0$ kg/m³

Ambient Temperature : 23.2 °C

DASY5 Configuration:

- Probe: AM1DV2 - 1048; ; Calibrated: 2021.02.22
- Sensor-Surface: 0mm (Fix Surface)
- Electronics: DAE4 Sn480; Calibrated: 2020.06.02
- Phantom: HAC Test Arch with AMCC; Type: SD HAC P01 BA;
- Measurement SW: DASY52, Version 52.8 (8); SEMCAD X Version 14.6.10 (7331)

Ch20525/z (axial) 4.2mm 50 x 50/ABM SNR(x,y,z) (13x13x1): Measurement grid:


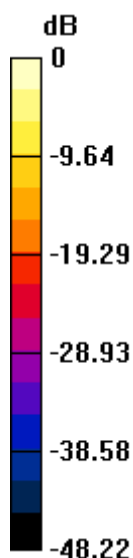
dx=10mm, dy=10mm

ABM1/ABM2 = 30.03 dB

ABM1 comp = -15.11 dBA/m

BWC Factor = 0.02 dB

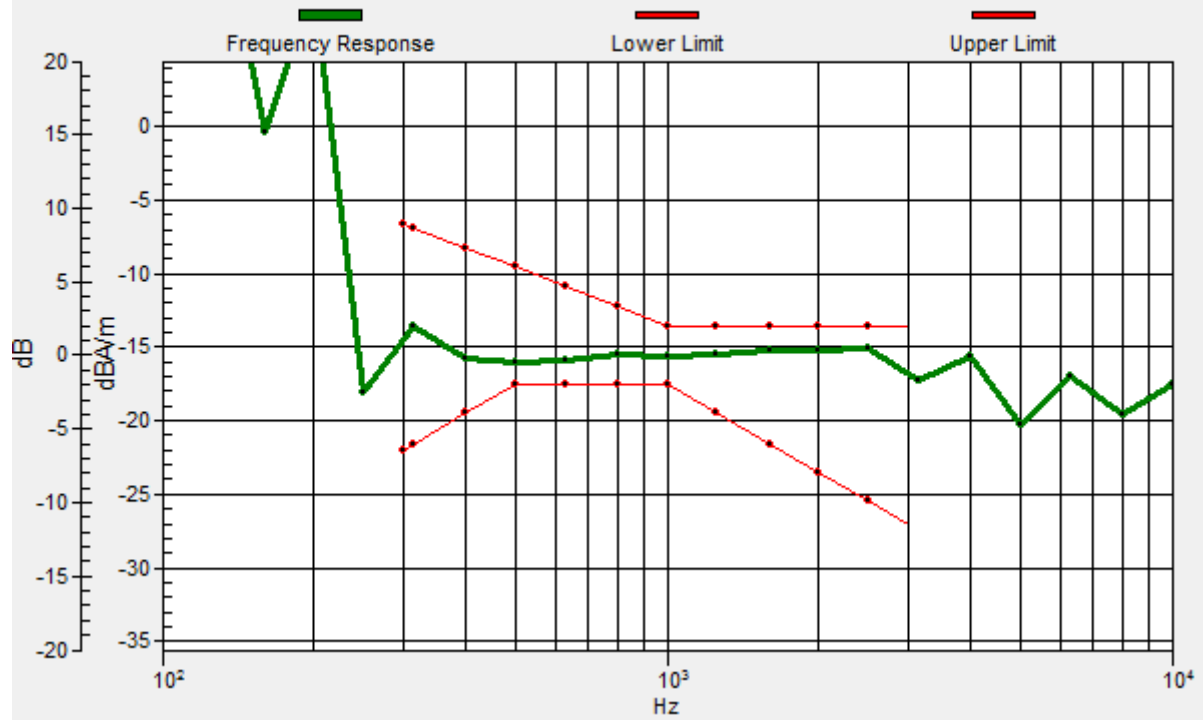
Location: 0, 0, 3.7 mm



0 dB = 45.41 = 31.39 dB

Ch20525/z (axial) wideband at best S/N/ABM Freq Resp(x,y,z,f)

Loc: 0, 0, 3.7 mm Diff: 1.51dB



HAC_T-Coil_OTT VoIP_LTE Band 5_10M_QPSK_1RB_0offset_AMR 12.2Kbps_Ch20525_Y

Communication System: UID 10175 - CAB, LTE-FDD (SC-FDMA, 1 RB, 10 MHz, QPSK);
Frequency: 836.5 MHz; Duty Cycle: 1:3.7325

Medium: Air Medium parameters used: $\sigma = 0$ S/m, $\epsilon_r = 1$; $\rho = 0$ kg/m³

Ambient Temperature : 23.2 °C

DASY5 Configuration:

- Probe: AM1DV2 - 1048; ; Calibrated: 2021.02.22
- Sensor-Surface: 0mm (Fix Surface)
- Electronics: DAE4 Sn480; Calibrated: 2020.06.02
- Phantom: HAC Test Arch with AMCC; Type: SD HAC P01 BA;
- Measurement SW: DASY52, Version 52.8 (8); SEMCAD X Version 14.6.10 (7331)

Ch20525/y (transversal) 4.2mm 50 x 50/ABM Signal(x,y,z) (13x13x1): Measurement


grid: dx=10mm, dy=10mm

ABM1/ABM2 = 33.42 dB

ABM1 comp = -9.04 dBA/m

BWC Factor = 0.02 dB

Location: -8.3, -8.3, 3.7 mm



0 dB = 3.249 A/m = 31.13 dBA/m

HAC_T-Coil_VoWiFi 2.4GHz_802.11b 1Mbps_AMR 4.75Kbps_Ch6_Z

Communication System: UID 10415 - AAA, IEEE 802.11b WiFi 2.4 GHz (DSSS, 1 Mbps, 99pc duty cycle); Frequency: 2437 MHz; Duty Cycle: 1:1

Medium: Air Medium parameters used: $\sigma = 0$ S/m, $\epsilon_r = 1$; $\rho = 0$ kg/m³

Ambient Temperature : 23.2 °C

DASY5 Configuration:

- Probe: AM1DV2 - 1048; ; Calibrated: 2021.02.22
- Sensor-Surface: 0mm (Fix Surface)
- Electronics: DAE4 Sn480; Calibrated: 2020.06.02
- Phantom: HAC Test Arch with AMCC; Type: SD HAC P01 BA;
- Measurement SW: DASY52, Version 52.8 (8); SEMCAD X Version 14.6.10 (7331)


Ch6/z (axial) 4.2mm 50 x 50/ABM SNR(x,y,z) (13x13x1): Measurement grid: dx=10mm, dy=10mm

ABM1/ABM2 = 32.27 dB

ABM1 comp = -10.69 dBA/m

BWC Factor = 0.01 dB

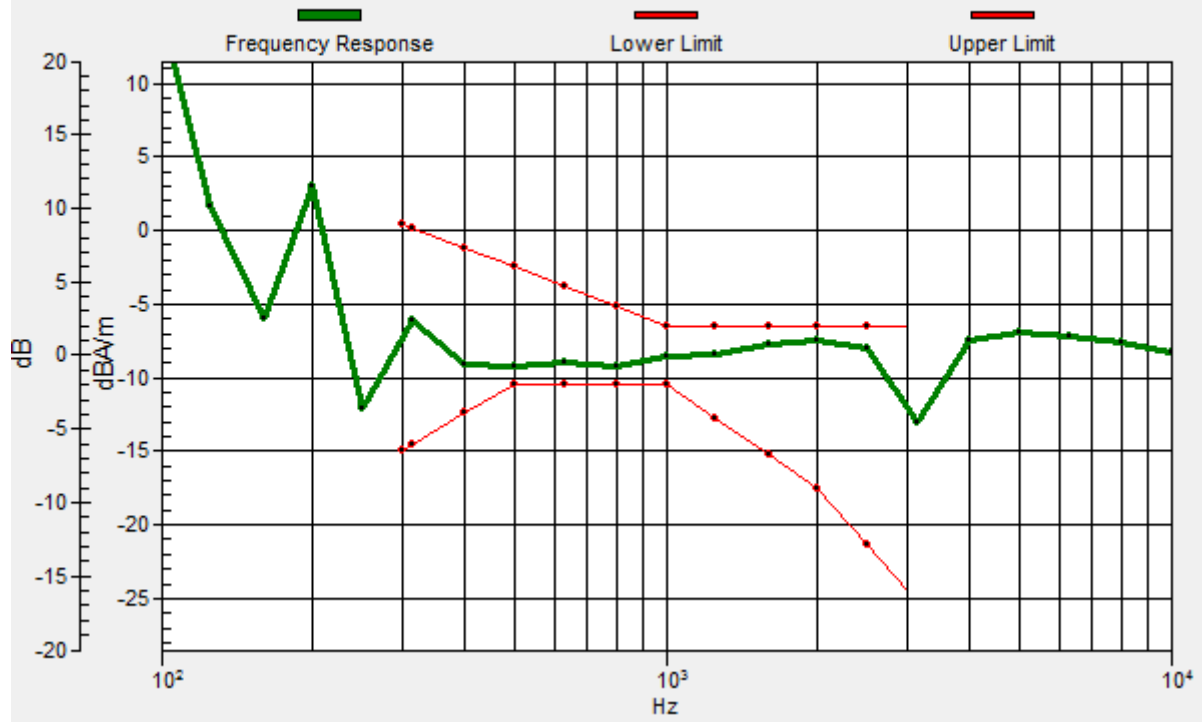
Location: 0, 0, 3.7 mm



0 dB = 59.29 = 35.31 dB

Ch6/z (axial) wideband at best S/N/ABM Freq Resp(x,y,z,f)

Loc: 0, 0, 3.7 mm Diff: 0.99dB



HAC_T-Coil_VoWiFi 2.4GHz_802.11b 1Mbps_AMR 4.75Kbps_Ch6_Y

Communication System: UID 10415 - AAA, IEEE 802.11b WiFi 2.4 GHz (DSSS, 1 Mbps, 99pc duty cycle); Frequency: 2437 MHz;Duty Cycle: 1:1

Medium: Air Medium parameters used: $\sigma = 0$ S/m, $\epsilon_r = 1$; $\rho = 0$ kg/m³

Ambient Temperature : 23.2 °C

DASY5 Configuration:

- Probe: AM1DV2 - 1048; ; Calibrated: 2021.02.22
- Sensor-Surface: 0mm (Fix Surface)
- Electronics: DAE4 Sn480; Calibrated: 2020.06.02
- Phantom: HAC Test Arch with AMCC; Type: SD HAC P01 BA;
- Measurement SW: DASY52, Version 52.8 (8); SEMCAD X Version 14.6.10 (7331)

Ch6/y (transversal) 4.2mm 50 x 50/ABM SNR(x,y,z) (13x13x1): Measurement grid:


dx=10mm, dy=10mm

ABM1/ABM2 = 30.01 dB

ABM1 comp = -16.96 dBA/m

BWC Factor = 0.01 dB

Location: 0, -12.5, 3.7 mm



0 dB = 34.13 = 30.32 dB

HAC_T-Coil_VoWiFi 5.8GHz_802.11a 6Mbps_AMR 4.75Kbps_Ch157_Z

Communication System: UID 10317 - AAA, IEEE 802.11a WiFi 5 GHz (OFDM, 6 Mbps, 96pc duty cycle); Frequency: 5785 MHz;Duty Cycle: 1:1

Medium: Air Medium parameters used: $\sigma = 0$ S/m, $\epsilon_r = 1$; $\rho = 0$ kg/m³

Ambient Temperature : 23.2 °C

DASY5 Configuration:

- Probe: AM1DV2 - 1048; ; Calibrated: 2021.02.22
- Sensor-Surface: 0mm (Fix Surface)
- Electronics: DAE4 Sn480; Calibrated: 2020.06.02
- Phantom: HAC Test Arch with AMCC; Type: SD HAC P01 BA;
- Measurement SW: DASY52, Version 52.8 (8); SEMCAD X Version 14.6.10 (7331)

Ch157/z (axial) 4.2mm 50 x 50/ABM SNR(x,y,z) (13x13x1): Measurement grid: dx=10mm, dy=10mm

ABM1/ABM2 = 34.66 dB

ABM1 comp = -15.31 dBA/m

BWC Factor = 0.0055 dB

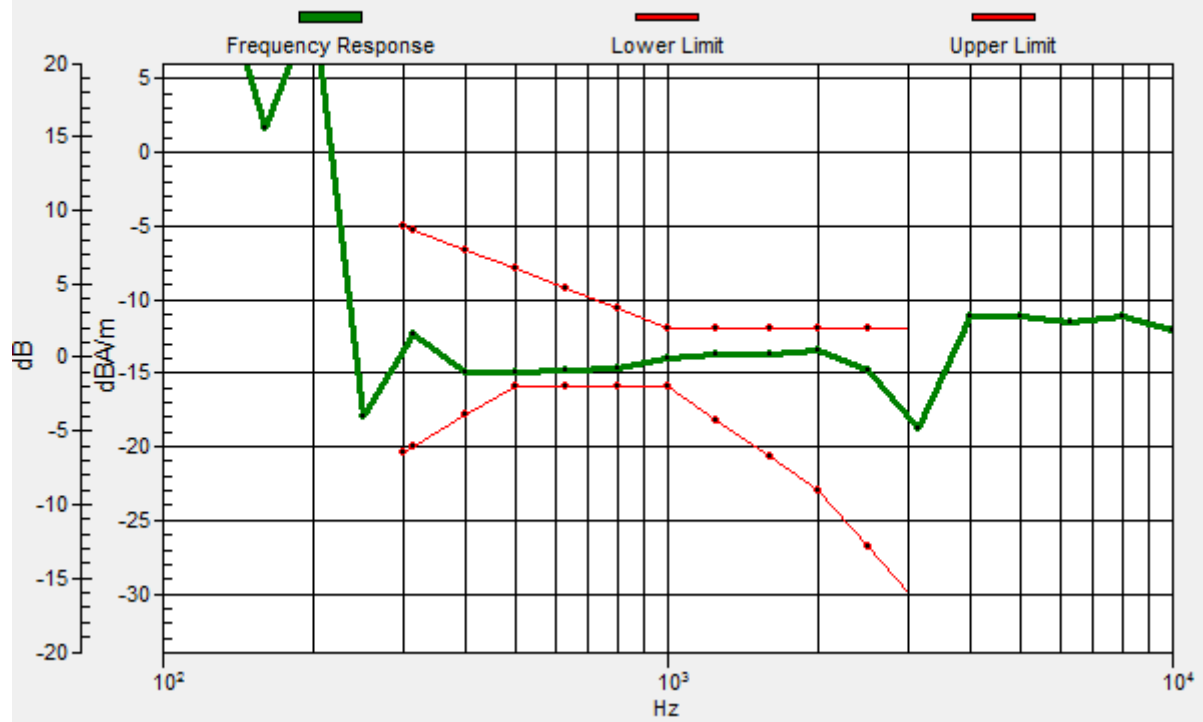
Location: 0, -4.2, 3.7 mm



0 dB = 81.21 = 38.01dB

Ch157/z (axial) wideband at best S/N/ABM Freq Resp(x,y,z,f)

Loc: 0, -4.2, 3.7 mm Diff: 1.02dB



HAC_T-Coil_VoWiFi 5.8GHz_802.11a 6Mbps_AMR 4.75Kbps_Ch157_Y

Communication System: UID 10317 - AAA, IEEE 802.11a WiFi 5 GHz (OFDM, 6 Mbps, 96pc duty cycle); Frequency: 5785 MHz;Duty Cycle: 1:1

Medium: Air Medium parameters used: $\sigma = 0$ S/m, $\epsilon_r = 1$; $\rho = 0$ kg/m³

Ambient Temperature : 23.2 °C

DASY5 Configuration:

- Probe: AM1DV2 - 1048; ; Calibrated: 2021.02.22
- Sensor-Surface: 0mm (Fix Surface)
- Electronics: DAE4 Sn480; Calibrated: 2020.06.02
- Phantom: HAC Test Arch with AMCC; Type: SD HAC P01 BA;
- Measurement SW: DASY52, Version 52.8 (8); SEMCAD X Version 14.6.10 (7331)

Ch157/y (transversal) 4.2mm 50 x 50/ABM SNR(x,y,z) (13x13x1): Measurement grid:


dx=10mm, dy=10mm

ABM1/ABM2 = 24.73 dB

ABM1 comp = -11.26 dBA/m

BWC Factor = 0.0055 dB

Location: -8.3, -8.3, 3.7 mm



0 dB = 20.76 = 26.15 dB