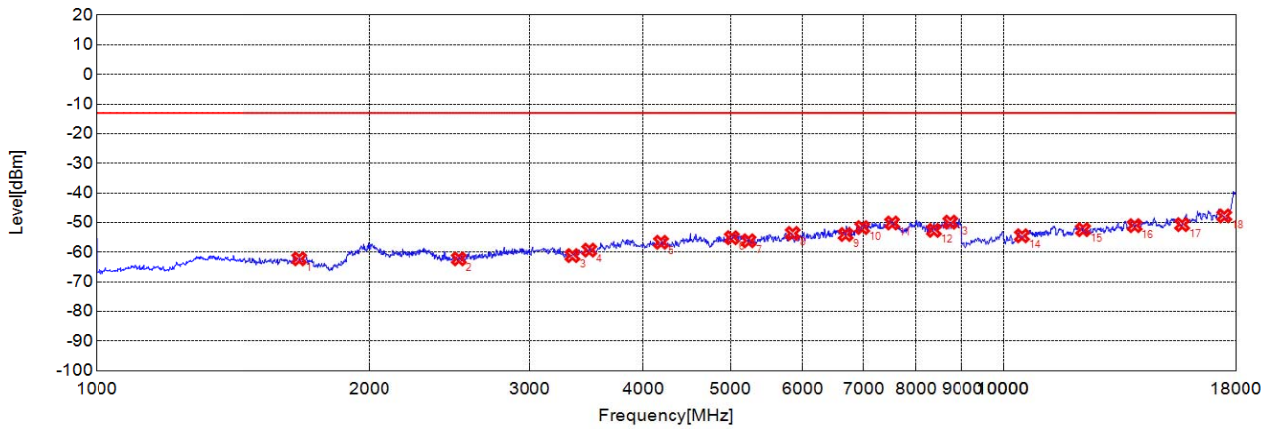




Test Graph

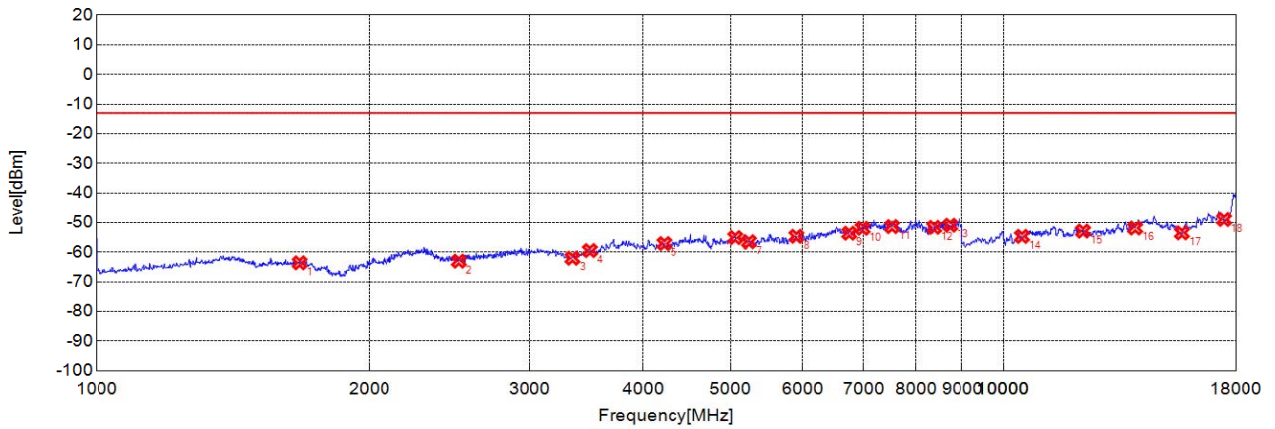


CA_5A-66A Low 5A_10M 66A_20M 1RB 1-18G H

Suspected List

NO.	Freq. [MHz]	Level [dBm]	Limit [dBm]	Margin [dB]	Factor [dB]	Path [dB]	Air [dB]	Angle [°]	EUT Pol.	Ant. Pol.
1	1672.6730	-62.24	-13.00	49.24	-8.72	-46.29	37.57	304	Z	Horizontal
2	2509.5100	-62.25	-13.00	49.25	-10.49	-47.19	36.70	91	Z	Horizontal
3	3348.3480	-61.15	-13.00	48.15	-9.92	-48.06	38.14	302	Z	Horizontal
4	3492.4920	-59.3	-13.00	46.30	-8.41	-47.39	38.98	166	Z	Horizontal
5	4183.1830	-56.66	-13.00	43.66	-6.88	-46.59	39.71	248	Z	Horizontal
6	5018.0180	-55.12	-13.00	42.12	-2.44	-43.83	41.39	121	Z	Horizontal
7	5234.2340	-56.14	-13.00	43.14	-2.52	-43.39	40.87	153	Z	Horizontal
8	5852.8530	-53.67	-13.00	40.67	-0.90	-42.25	41.35	77	Z	Horizontal
9	6693.6940	-54.03	-13.00	41.03	1.21	-41.68	42.89	153	Z	Horizontal
10	6981.9820	-51.68	-13.00	38.68	3.99	-40.09	44.08	241	Z	Horizontal
11	7528.5290	-50.14	-13.00	37.14	7.55	-38.33	45.88	226	Z	Horizontal
12	8369.3690	-52.64	-13.00	39.64	6.47	-38.38	44.85	269	Z	Horizontal
13	8723.7240	-49.85	-13.00	36.85	7.72	-38.96	46.68	234	Z	Horizontal
14	10477.4770	-54.46	-13.00	41.46	12.63	-36.32	48.95	279	Z	Horizontal
15	12216.2160	-52.39	-13.00	39.39	18.02	-31.25	49.27	244	Z	Horizontal
16	13945.9460	-51.03	-13.00	38.03	20.95	-28.63	49.58	325	Z	Horizontal
17	15711.7120	-50.69	-13.00	37.69	21.16	-29.76	50.92	189	Z	Horizontal
18	17468.4680	-47.75	-13.00	34.75	23.81	-27.21	51.02	88	Z	Horizontal

Test Graph



○ Final Test

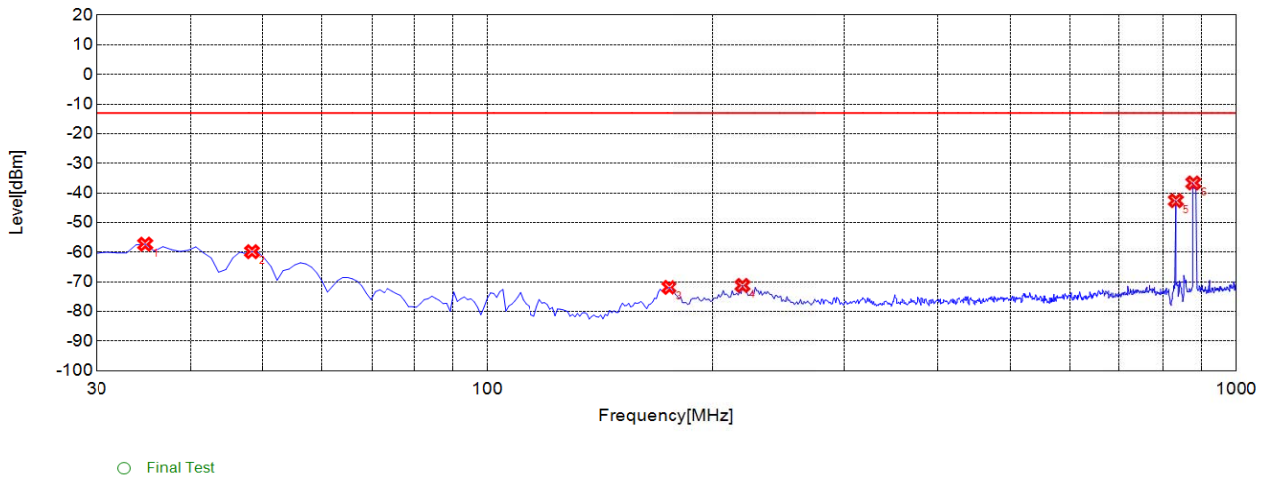
CA_5A-66A Mid 5A_10M 66A_20M 1RB 1-18G V

Suspected List

NO.	Freq. [MHz]	Level [dBm]	Limit [dBm]	Margin [dB]	Factor [dB]	Path [dB]	Air [dB]	Angle [°]	EUT Pol.	Ant. Pol.
1	1674.6750	-63.59	-13.00	50.59	-9.63	-46.30	36.67	283	Z	Vertical
2	2509.5100	-63.03	-13.00	50.03	-10.63	-47.19	36.56	264	Z	Vertical
3	3348.3480	-62.03	-13.00	49.03	-10.53	-48.06	37.53	62	Z	Vertical
4	3498.4980	-59.44	-13.00	46.44	-8.81	-47.37	38.56	72	Z	Vertical
5	4219.2190	-57.09	-13.00	44.09	-7.04	-46.54	39.50	119	Z	Vertical
6	5060.0600	-55.06	-13.00	42.06	-2.52	-43.86	41.34	303	Z	Vertical
7	5240.2400	-56.46	-13.00	43.46	-2.93	-43.43	40.50	88	Z	Vertical
8	5906.9070	-54.62	-13.00	41.62	-1.29	-42.63	41.34	166	Z	Vertical
9	6753.7540	-53.59	-13.00	40.59	2.05	-40.97	43.02	210	Z	Vertical
10	6987.9880	-51.93	-13.00	38.93	3.94	-40.00	43.94	219	Z	Vertical
11	7528.5290	-51.35	-13.00	38.35	7.28	-38.33	45.61	32	Z	Vertical
12	8375.3750	-51.61	-13.00	38.61	6.33	-38.39	44.72	169	Z	Vertical
13	8723.7240	-50.89	-13.00	37.89	7.56	-38.96	46.52	342	Z	Vertical
14	10477.4770	-54.65	-13.00	41.65	12.55	-36.32	48.87	343	Z	Vertical
15	12216.2160	-52.86	-13.00	39.86	17.60	-31.25	48.85	257	Z	Vertical
16	13963.9640	-51.84	-13.00	38.84	21.10	-28.56	49.66	258	Z	Vertical
17	15702.7030	-53.48	-13.00	40.48	18.54	-29.81	48.35	24	Z	Vertical
18	17459.4590	-48.95	-13.00	35.95	23.01	-27.15	50.16	287	Z	Vertical



Test Graph



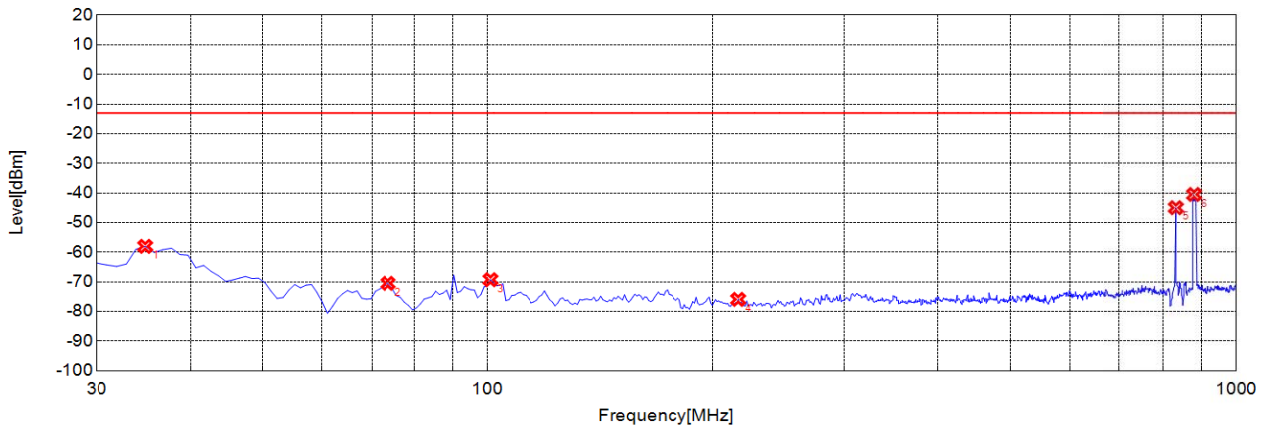
CA_5A-66A Mid 5A_10M 66A_20M 1RB 30M-1G H

Suspected List

NO.	Freq. [MHz]	Level [dBm]	Limit [dBm]	Margin [dB]	Factor [dB]	Path [dB]	Air [dB]	Angle [°]	EUT Pol.	Ant. Pol.
1	34.8550	-57.29	-13.00	44.29	-9.37	-39.58	30.21	42	Z	Horizontal
2	48.4480	-59.82	-13.00	46.82	-7.02	-39.47	32.45	287	Z	Horizontal
3	174.6750	-71.87	-13.00	58.87	-17.93	-38.12	20.19	152	Z	Horizontal
4	219.3390	-71.23	-13.00	58.23	-12.39	-37.55	25.16	155	Z	Horizontal
5	832.0220	-42.61	-13.00	29.61	-2.73	-34.14	31.41	130	Z	NA
6	877.6580	-36.64	-13.00	23.64	-2.16	-34.02	31.86	124	Z	NA



Test Graph

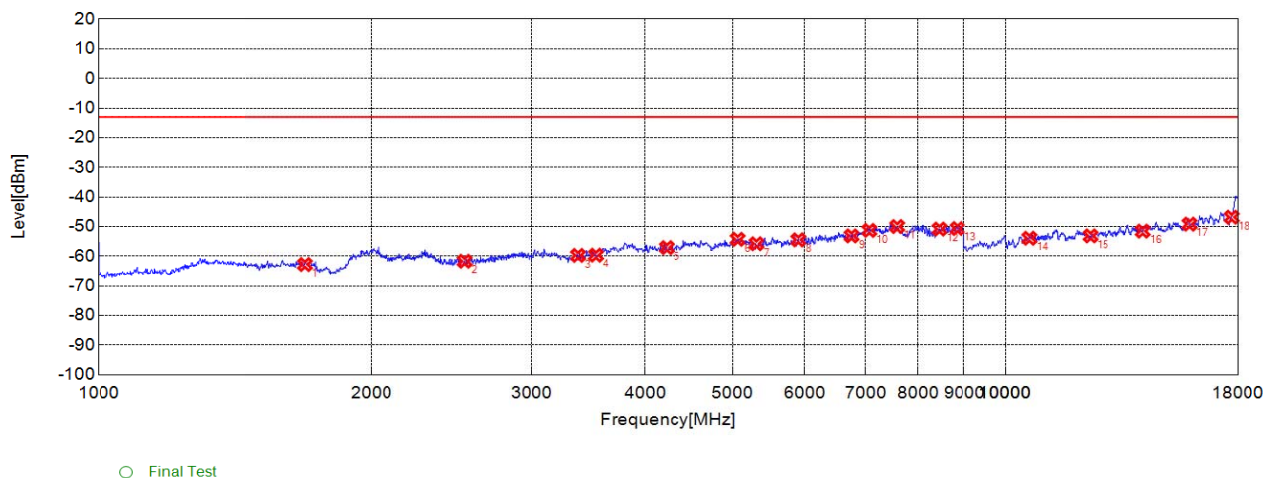


○ Final Test

CA_5A-66A Mid 5A_10M 66A_20M 1RB 30M-1G V

Suspected List										
NO.	Freq. [MHz]	Level [dBm]	Limit [dBm]	Margin [dB]	Factor [dB]	Path [dB]	Air [dB]	Angle [°]	EUT Pol.	Ant. Pol.
1	34.8550	-58.02	-13.00	45.02	-16.68	-39.58	22.90	339	Z	Vertical
2	73.6940	-70.5	-13.00	57.50	-18.99	-39.36	20.37	314	Z	Vertical
3	100.8810	-69.29	-13.00	56.29	-12.75	-38.70	25.95	239	Z	Vertical
4	216.4260	-75.93	-13.00	62.93	-16.36	-37.56	21.20	205	Z	Vertical
5	832.0220	-44.99	-13.00	31.99	-2.58	-34.14	31.56	270	Z	NA
6	879.6000	-40.53	-13.00	27.53	-1.61	-34.02	32.41	147	Z	NA

Test Graph



○ Final Test

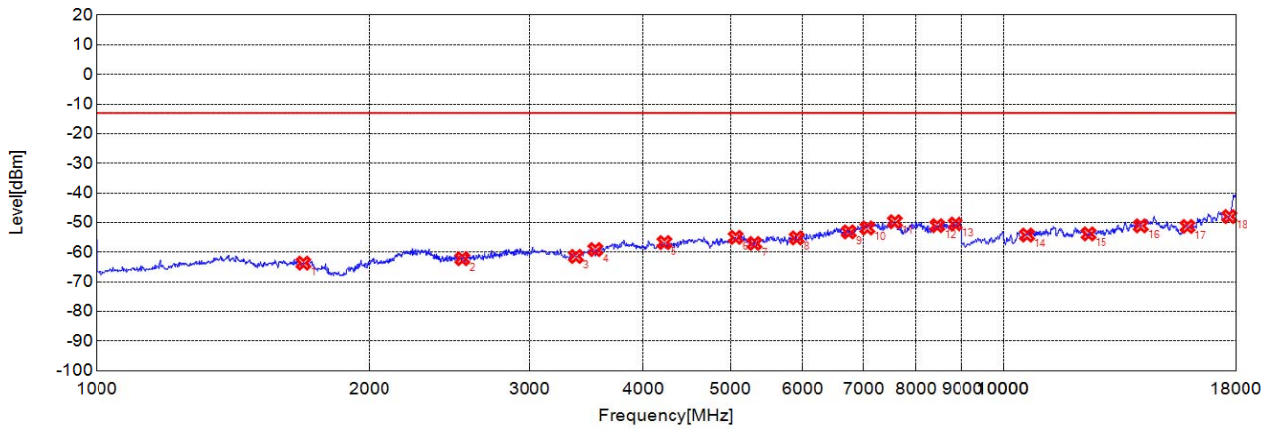
CA_5A-66A High 5A_10M 66A_20M 1RB 1-18G H

Suspected List

NO.	Freq. [MHz]	Level [dBm]	Limit [dBm]	Margin [dB]	Factor [dB]	Path [dB]	Air [dB]	Angle [°]	EUT Pol.	Ant. Pol.
1	1688.6890	-62.82	-13.00	49.82	-8.55	-46.33	37.78	57	Z	Horizontal
2	2533.5340	-61.71	-13.00	48.71	-10.66	-47.42	36.76	156	Z	Horizontal
3	3378.3780	-59.74	-13.00	46.74	-9.50	-47.74	38.24	75	Z	Horizontal
4	3534.5350	-59.66	-13.00	46.66	-8.68	-47.80	39.12	260	Z	Horizontal
5	4225.2250	-57.1	-13.00	44.10	-6.89	-46.61	39.72	10	Z	Horizontal
6	5066.0660	-54.3	-13.00	41.30	-2.36	-43.85	41.49	155	Z	Horizontal
7	5312.3120	-55.8	-13.00	42.80	-2.90	-43.31	40.41	264	Z	Horizontal
8	5906.9070	-54.49	-13.00	41.49	-1.32	-42.63	41.31	191	Z	Horizontal
9	6759.7600	-53.15	-13.00	40.15	1.85	-41.02	42.87	246	Z	Horizontal
10	7072.0720	-51.29	-13.00	38.29	4.77	-39.86	44.63	132	Z	Horizontal
11	7588.5890	-49.99	-13.00	36.99	7.25	-37.93	45.18	167	Z	Horizontal
12	8447.4470	-50.85	-13.00	37.85	6.97	-38.08	45.05	28	Z	Horizontal
13	8843.8440	-50.66	-13.00	37.66	7.81	-38.94	46.75	353	Z	Horizontal
14	10621.6220	-53.95	-13.00	40.95	13.32	-35.36	48.68	131	Z	Horizontal
15	12387.3870	-53.15	-13.00	40.15	17.57	-31.21	48.78	13	Z	Horizontal
16	14162.1620	-51.55	-13.00	38.55	20.72	-29.28	50.00	347	Z	Horizontal
17	15927.9280	-49.18	-13.00	36.18	22.51	-28.25	50.76	81	Z	Horizontal
18	17711.7120	-46.84	-13.00	33.84	25.93	-26.30	52.23	340	Z	Horizontal



Test Graph

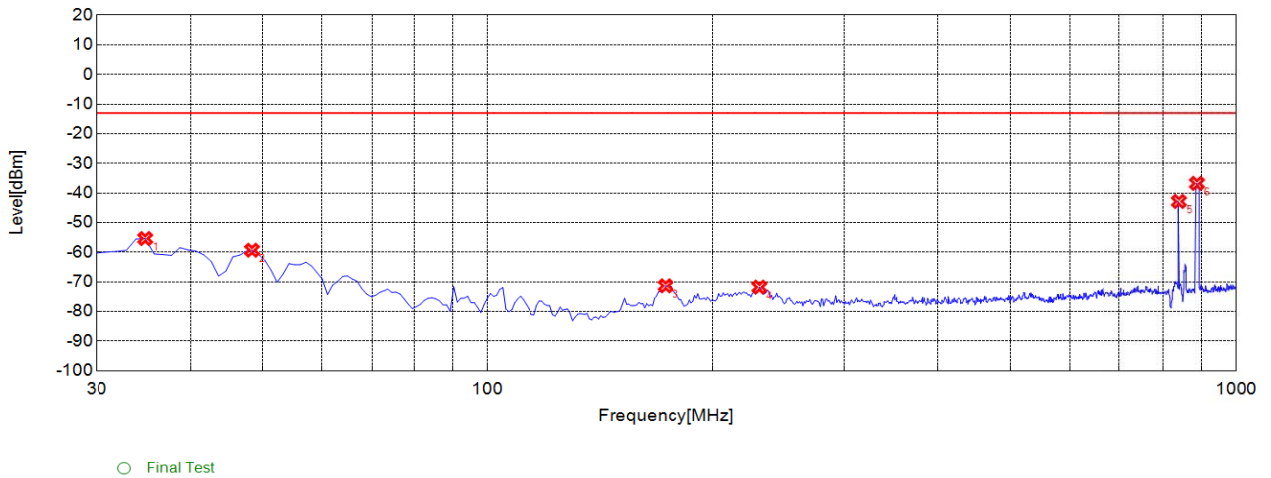


CA_5A-66A High 5A_10M 66A_20M 1RB 1-18G V

Suspected List

NO.	Freq. [MHz]	Level [dBm]	Limit [dBm]	Margin [dB]	Factor [dB]	Path [dB]	Air [dB]	Angle [°]	EUT Pol.	Ant. Pol.
1	1690.6910	-63.7	-13.00	50.70	-9.50	-46.34	36.84	273	Z	Vertical
2	2531.5320	-62.21	-13.00	49.21	-10.78	-47.40	36.62	21	Z	Vertical
3	3378.3780	-61.44	-13.00	48.44	-10.18	-47.74	37.56	277	Z	Vertical
4	3546.5470	-59.12	-13.00	46.12	-9.32	-47.95	38.63	106	Z	Vertical
5	4219.2190	-56.75	-13.00	43.75	-7.04	-46.54	39.50	115	Z	Vertical
6	5066.0660	-54.98	-13.00	41.98	-2.45	-43.85	41.40	64	Z	Vertical
7	5312.3120	-57.04	-13.00	44.04	-3.28	-43.31	40.03	183	Z	Vertical
8	5912.9130	-55.18	-13.00	42.18	-1.25	-42.59	41.34	275	Z	Vertical
9	6747.7480	-53.15	-13.00	40.15	2.03	-40.97	43.00	74	Z	Vertical
10	7072.0720	-51.82	-13.00	38.82	4.77	-39.86	44.63	317	Z	Vertical
11	7582.5830	-49.72	-13.00	36.72	7.26	-38.02	45.28	182	Z	Vertical
12	8441.4410	-51.04	-13.00	38.04	6.75	-38.13	44.88	72	Z	Vertical
13	8843.8440	-50.49	-13.00	37.49	7.67	-38.94	46.61	347	Z	Vertical
14	10612.6130	-54.22	-13.00	41.22	13.40	-35.50	48.90	182	Z	Vertical
15	12387.3870	-53.82	-13.00	40.82	16.82	-31.21	48.03	159	Z	Vertical
16	14162.1620	-51.11	-13.00	38.11	21.19	-29.28	50.47	296	Z	Vertical
17	15927.9280	-51.31	-13.00	38.31	20.02	-28.25	48.27	39	Z	Vertical
18	17693.6940	-47.98	-13.00	34.98	24.81	-26.26	51.07	338	Z	Vertical

Test Graph

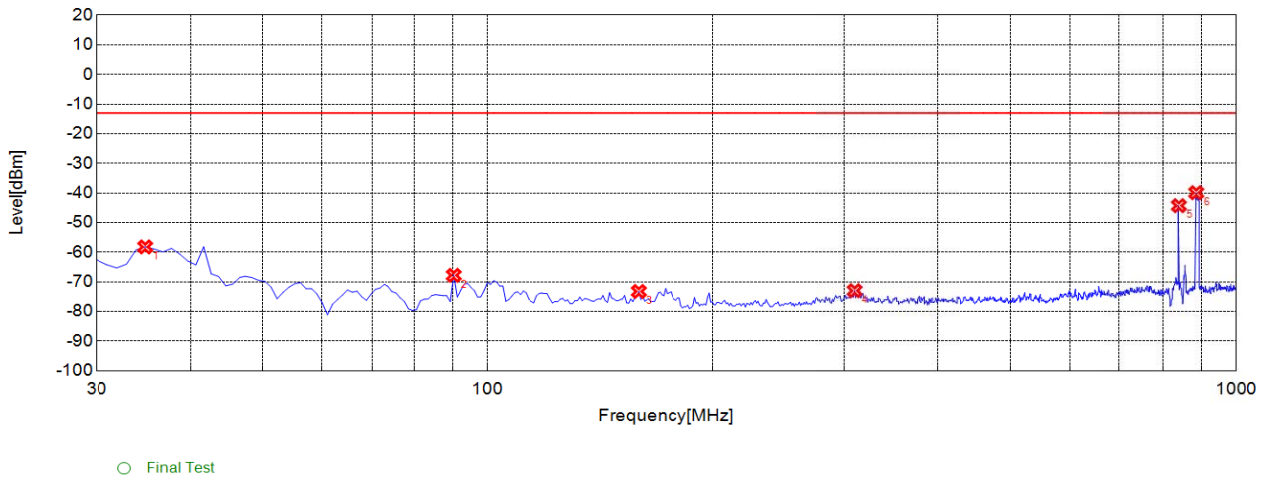


CA_5A-66A High 5A_10M 66A_20M 1RB 30M-1G H

Suspected List

NO.	Freq. [MHz]	Level [dBm]	Limit [dBm]	Margin [dB]	Factor [dB]	Path [dB]	Air [dB]	Angle [°]	EUT Pol.	Ant. Pol.
1	34.8550	-55.39	-13.00	42.39	-9.37	-39.58	30.21	339	Z	Horizontal
2	48.4480	-59.33	-13.00	46.33	-7.02	-39.47	32.45	302	Z	Horizontal
3	172.7330	-71.34	-13.00	58.34	-18.15	-38.12	19.97	99	Z	Horizontal
4	230.9910	-71.8	-13.00	58.80	-10.68	-37.54	26.86	20	Z	Horizontal
5	839.7900	-42.87	-13.00	29.87	-2.50	-34.12	31.62	32	Z	NA
6	887.3670	-36.78	-13.00	23.78	-2.05	-34.00	31.95	236	Z	NA

Test Graph

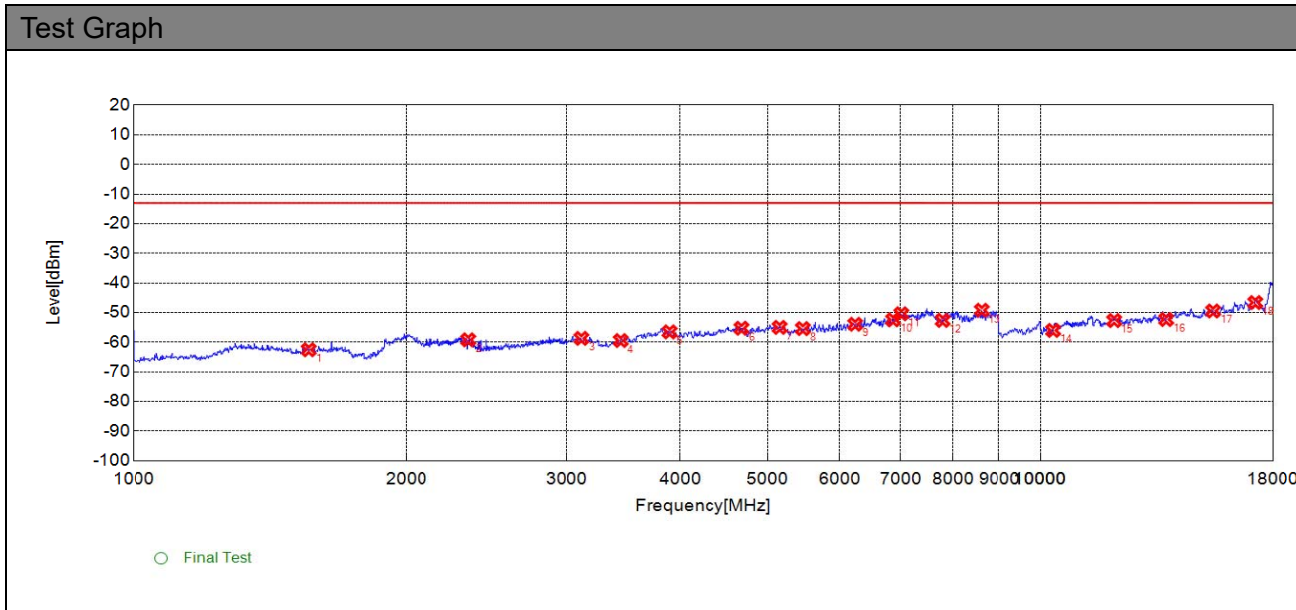


CA_5A-66A High 5A_10M 66A_20M 1RB 30M-1G V

Suspected List										
NO.	Freq. [MHz]	Level [dBm]	Limit [dBm]	Margin [dB]	Factor [dB]	Path [dB]	Air [dB]	Angle [°]	EUT Pol.	Ant. Pol.
1	34.8550	-58.21	-13.00	45.21	-16.68	-39.58	22.90	147	Z	Vertical
2	90.2000	-67.8	-13.00	54.80	-16.50	-38.71	22.21	182	Z	Vertical
3	159.1390	-73.25	-13.00	60.25	-16.94	-38.41	21.47	320	Z	Vertical
4	309.6400	-73	-13.00	60.00	-11.83	-36.96	25.13	338	Z	Vertical
5	839.7900	-44.31	-13.00	31.31	-2.77	-34.12	31.35	335	Z	NA
6	885.4250	-39.93	-13.00	26.93	-1.36	-34.00	32.64	15	Z	NA



13A_66A

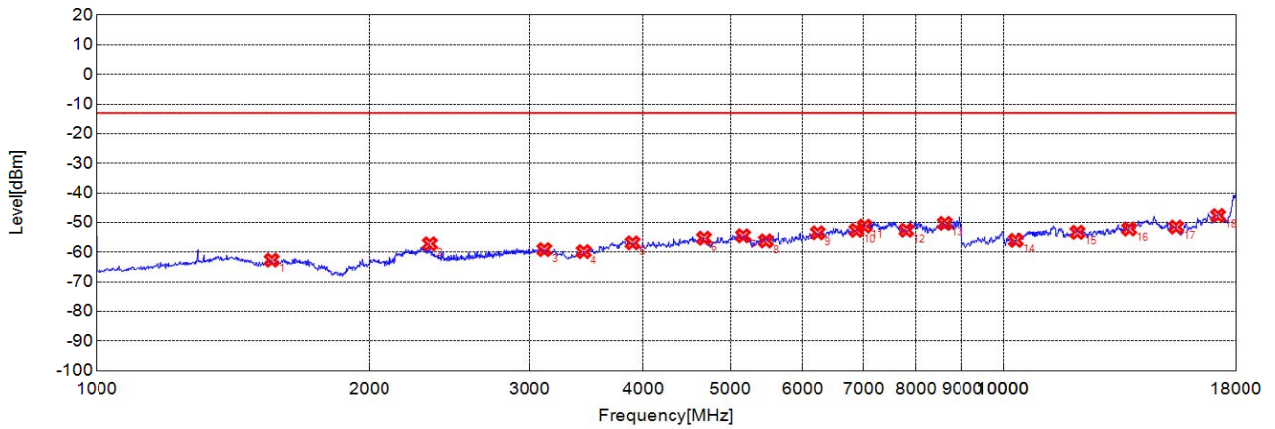


CA_13A-66A Low 13A_10M 66A_20M 1RB 1-18G H

Suspected List

NO.	Freq. [MHz]	Level [dBm]	Limit [dBm]	Margin [dB]	Factor [dB]	Path [dB]	Air [dB]	Angle [°]	EUT Pol.	Ant. Pol.
1	1560.5610	-62.56	-13.00	49.56	-9.29	-45.71	36.42	59	Z	Horizontal
2	2341.3410	-59.21	-13.00	46.21	-8.05	-46.51	38.46	193	Z	Horizontal
3	3120.1200	-58.71	-13.00	45.71	-8.36	-47.39	39.03	344	Z	Horizontal
4	3444.4440	-59.44	-13.00	46.44	-8.90	-47.53	38.63	280	Z	Horizontal
5	3894.8950	-56.53	-13.00	43.53	-6.96	-46.76	39.80	106	Z	Horizontal
6	4681.6820	-55.29	-13.00	42.29	-4.05	-44.84	40.79	96	Z	Horizontal
7	5156.1560	-55	-13.00	42.00	-2.41	-43.74	41.33	236	Z	Horizontal
8	5468.4680	-55.41	-13.00	42.41	-2.13	-42.90	40.77	278	Z	Horizontal
9	6243.2430	-53.95	-13.00	40.95	-0.04	-41.89	41.85	345	Z	Horizontal
10	6873.8740	-52.45	-13.00	39.45	2.57	-40.68	43.25	353	Z	Horizontal
11	7018.0180	-50.42	-13.00	37.42	4.47	-39.86	44.33	100	Z	Horizontal
12	7792.7930	-52.65	-13.00	39.65	6.40	-38.21	44.61	238	Z	Horizontal
13	8603.6040	-49.21	-13.00	36.21	7.64	-38.55	46.19	36	Z	Horizontal
14	10324.3240	-56.03	-13.00	43.03	12.74	-36.16	48.90	178	Z	Horizontal
15	12036.0360	-52.7	-13.00	39.70	18.12	-31.27	49.39	306	Z	Horizontal
16	13756.7570	-52.34	-13.00	39.34	20.71	-29.00	49.71	5	Z	Horizontal
17	15477.4770	-49.47	-13.00	36.47	22.00	-28.86	50.86	355	Z	Horizontal
18	17207.2070	-46.62	-13.00	33.62	24.56	-27.14	51.70	203	Z	Horizontal

Test Graph



○ Final Test

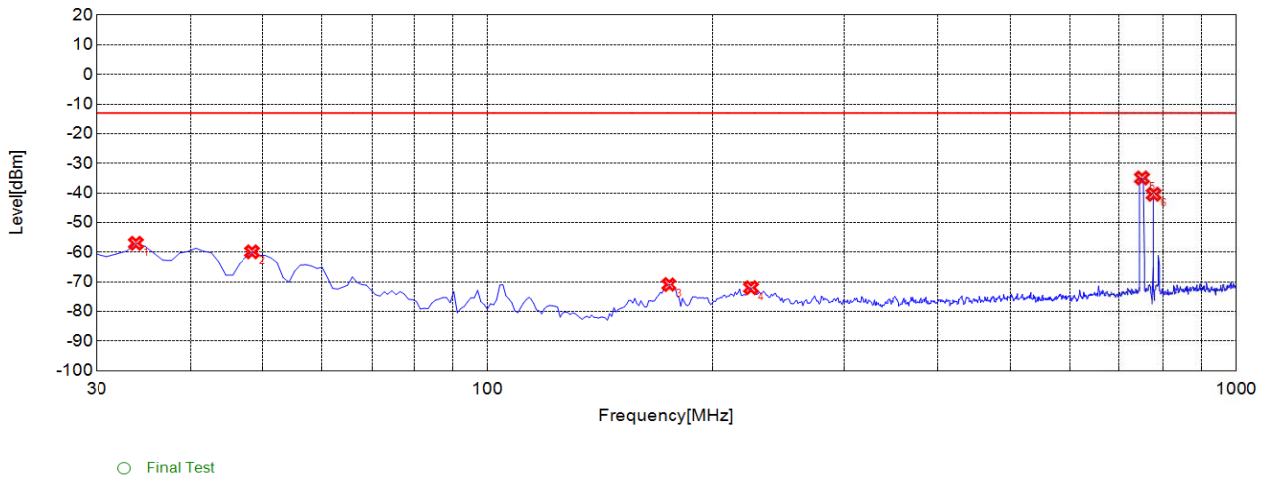
CA_13A-66A Low 13A_10M 66A_20M 1RB 1-18G V

Suspected List

NO.	Freq. [MHz]	Level [dBm]	Limit [dBm]	Margin [dB]	Factor [dB]	Path [dB]	Air [dB]	Angle [°]	EUT Pol.	Ant. Pol.
1	1560.5610	-62.67	-13.00	49.67	-10.04	-45.71	35.67	336	Z	Vertical
2	2333.3330	-57.16	-13.00	44.16	-8.08	-46.47	38.39	317	Z	Vertical
3	3120.1200	-59.13	-13.00	46.13	-8.80	-47.39	38.59	279	Z	Vertical
4	3444.4440	-59.8	-13.00	46.80	-9.50	-47.53	38.03	296	Z	Vertical
5	3894.8950	-56.85	-13.00	43.85	-7.42	-46.76	39.34	360	Z	Vertical
6	4675.6760	-55.27	-13.00	42.27	-4.34	-44.88	40.54	82	Z	Vertical
7	5162.1620	-54.47	-13.00	41.47	-2.48	-43.66	41.18	54	Z	Vertical
8	5468.4680	-56.19	-13.00	43.19	-2.42	-42.90	40.48	272	Z	Vertical
9	6237.2370	-53.46	-13.00	40.46	-0.34	-41.95	41.61	302	Z	Vertical
10	6879.8800	-52.63	-13.00	39.63	2.90	-40.59	43.49	8	Z	Vertical
11	7024.0240	-51.22	-13.00	38.22	4.33	-39.87	44.20	174	Z	Vertical
12	7804.8050	-52.6	-13.00	39.60	6.30	-38.20	44.50	60	Z	Vertical
13	8603.6040	-50.29	-13.00	37.29	7.48	-38.55	46.03	165	Z	Vertical
14	10315.3150	-56.01	-13.00	43.01	12.44	-36.29	48.73	213	Z	Vertical
15	12045.0450	-53.3	-13.00	40.30	17.61	-31.25	48.86	27	Z	Vertical
16	13756.7570	-52.17	-13.00	39.17	20.56	-29.00	49.56	62	Z	Vertical
17	15477.4770	-51.53	-13.00	38.53	19.90	-28.86	48.76	126	Z	Vertical
18	17198.1980	-47.63	-13.00	34.63	23.64	-27.23	50.87	299	Z	Vertical



Test Graph

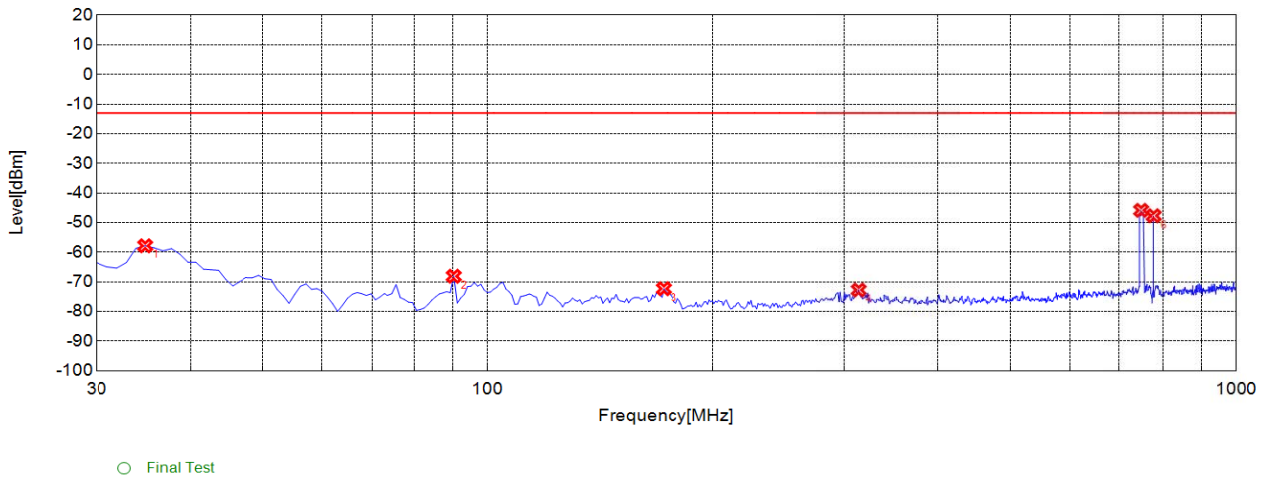


CA_13A-66A Low 13A_10M 66A_20M 1RB 30M-1G H

Suspected List

NO.	Freq. [MHz]	Level [dBm]	Limit [dBm]	Margin [dB]	Factor [dB]	Path [dB]	Air [dB]	Angle [°]	EUT Pol.	Ant. Pol.
1	33.8840	-56.99	-13.00	43.99	-9.81	-39.59	29.78	220	Z	Horizontal
2	48.4480	-59.89	-13.00	46.89	-7.02	-39.47	32.45	26	Z	Horizontal
3	174.6750	-70.91	-13.00	57.91	-17.93	-38.12	20.19	347	Z	Horizontal
4	225.1650	-71.99	-13.00	58.99	-11.43	-37.54	26.11	205	Z	Horizontal
5	750.4600	-34.96	-13.00	21.96	-2.99	-34.20	31.21	222	Z	NA
6	777.6480	-40.45	-13.00	27.45	-3.07	-34.22	31.15	51	Z	NA

Test Graph

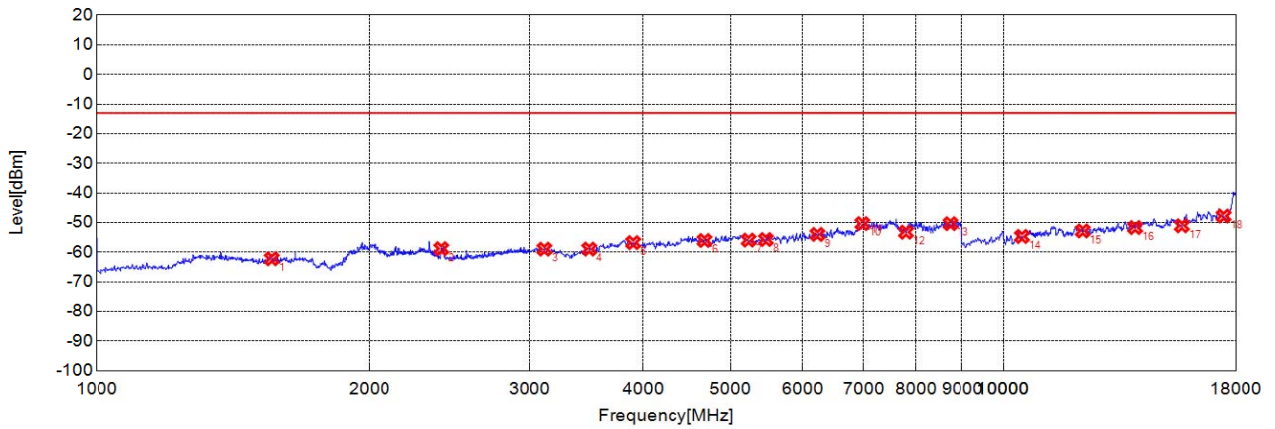


CA_13A-66A Low 13A_10M 66A_20M 1RB 30M-1G V

Suspected List										
NO.	Freq. [MHz]	Level [dBm]	Limit [dBm]	Margin [dB]	Factor [dB]	Path [dB]	Air [dB]	Angle [°]	EUT Pol.	Ant. Pol.
1	34.8550	-57.84	-13.00	44.84	-16.68	-39.58	22.90	144	Z	Vertical
2	90.2000	-68.11	-13.00	55.11	-16.50	-38.71	22.21	52	Z	Vertical
3	171.7620	-72.33	-13.00	59.33	-17.06	-38.12	21.06	53	Z	Vertical
4	313.5240	-72.77	-13.00	59.77	-11.71	-36.97	25.26	335	Z	Vertical
5	748.5190	-45.87	-13.00	32.87	-2.72	-34.21	31.49	87	Z	NA
6	777.6480	-47.71	-13.00	34.71	-3.12	-34.22	31.10	257	Z	NA



Test Graph

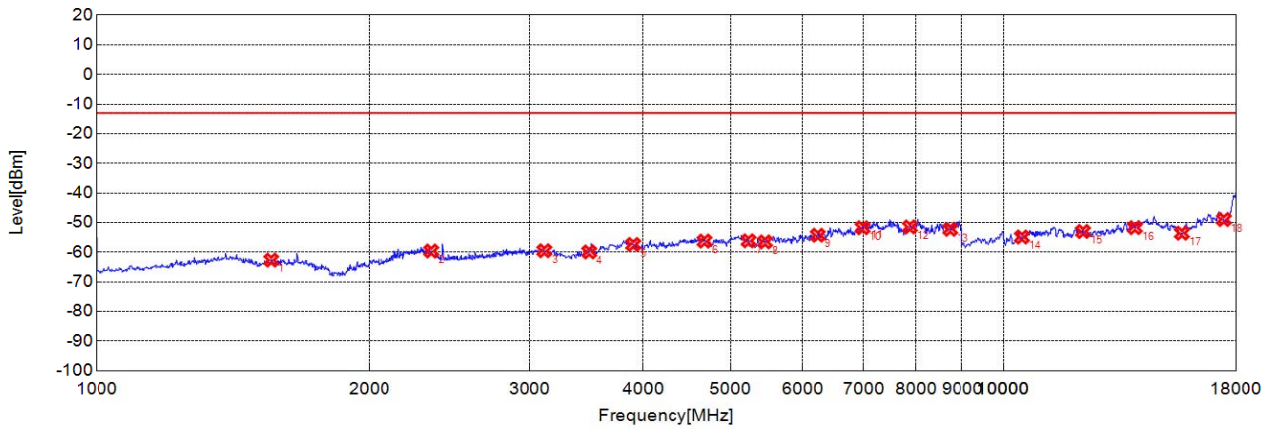


CA_13A-66A Mid 13A_10M 66A_20M 1RB 1-18G H

Suspected List

NO.	Freq. [MHz]	Level [dBm]	Limit [dBm]	Margin [dB]	Factor [dB]	Path [dB]	Air [dB]	Angle [°]	EUT Pol.	Ant. Pol.
1	1560.5610	-62.22	-13.00	49.22	-9.29	-45.71	36.42	165	Z	Horizontal
2	2401.4010	-58.81	-13.00	45.81	-10.22	-47.46	37.24	28	Z	Horizontal
3	3120.1200	-58.97	-13.00	45.97	-8.36	-47.39	39.03	116	Z	Horizontal
4	3492.4920	-58.95	-13.00	45.95	-8.41	-47.39	38.98	271	Z	Horizontal
5	3900.9010	-56.77	-13.00	43.77	-6.91	-46.73	39.82	262	Z	Horizontal
6	4681.6820	-56.05	-13.00	43.05	-4.05	-44.84	40.79	181	Z	Horizontal
7	5234.2340	-55.92	-13.00	42.92	-2.52	-43.39	40.87	190	Z	Horizontal
8	5468.4680	-55.73	-13.00	42.73	-2.13	-42.90	40.77	332	Z	Horizontal
9	6231.2310	-54	-13.00	41.00	-0.24	-42.01	41.77	248	Z	Horizontal
10	6981.9820	-50.35	-13.00	37.35	3.99	-40.09	44.08	292	Z	Horizontal
11	7018.0180	-49.37	-13.00	36.37	4.47	-39.86	44.33	59	Z	Horizontal
12	7798.7990	-53.26	-13.00	40.26	6.33	-38.26	44.59	253	Z	Horizontal
13	8729.7300	-50.37	-13.00	37.37	7.67	-39.03	46.70	139	Z	Horizontal
14	10477.4770	-54.69	-13.00	41.69	12.63	-36.32	48.95	129	Z	Horizontal
15	12207.2070	-52.82	-13.00	39.82	17.84	-31.44	49.28	271	Z	Horizontal
16	13963.9640	-51.68	-13.00	38.68	20.96	-28.56	49.52	316	Z	Horizontal
17	15702.7030	-51.09	-13.00	38.09	21.14	-29.81	50.95	247	Z	Horizontal
18	17441.4410	-47.8	-13.00	34.80	23.79	-27.21	51.00	57	Z	Horizontal

Test Graph



○ Final Test

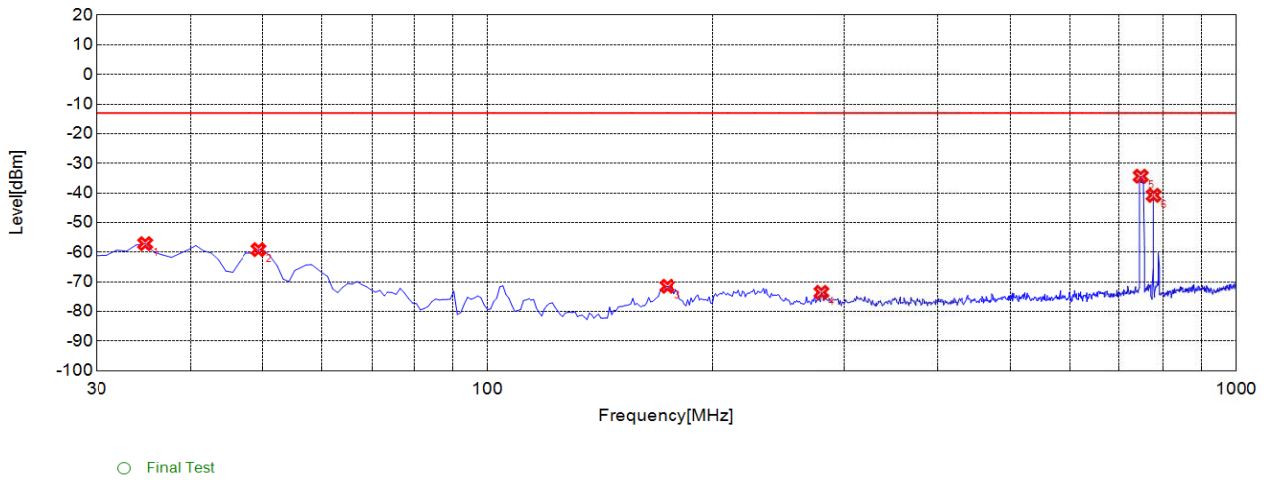
CA_13A-66A Mid 13A_10M 66A_20M 1RB 1-18G V

Suspected List

NO.	Freq. [MHz]	Level [dBm]	Limit [dBm]	Margin [dB]	Factor [dB]	Path [dB]	Air [dB]	Angle [°]	EUT Pol.	Ant. Pol.
1	1558.5590	-62.67	-13.00	49.67	-10.04	-45.70	35.66	26	Z	Vertical
2	2341.3410	-59.6	-13.00	46.60	-8.27	-46.51	38.24	115	Z	Vertical
3	3120.1200	-59.51	-13.00	46.51	-8.80	-47.39	38.59	225	Z	Vertical
4	3492.4920	-59.92	-13.00	46.92	-8.89	-47.39	38.50	283	Z	Vertical
5	3900.9010	-57.39	-13.00	44.39	-7.37	-46.73	39.36	197	Z	Vertical
6	4681.6820	-56.25	-13.00	43.25	-4.27	-44.84	40.57	245	Z	Vertical
7	5234.2340	-56.16	-13.00	43.16	-2.84	-43.39	40.55	339	Z	Vertical
8	5456.4560	-56.53	-13.00	43.53	-2.47	-42.95	40.48	270	Z	Vertical
9	6237.2370	-54.27	-13.00	41.27	-0.34	-41.95	41.61	155	Z	Vertical
10	6987.9880	-51.75	-13.00	38.75	3.94	-40.00	43.94	129	Z	Vertical
11	7024.0240	-51.26	-13.00	38.26	4.33	-39.87	44.20	107	Z	Vertical
12	7876.8770	-51.47	-13.00	38.47	7.66	-37.36	45.02	51	Z	Vertical
13	8723.7240	-52.28	-13.00	39.28	7.56	-38.96	46.52	282	Z	Vertical
14	10477.4770	-54.88	-13.00	41.88	12.55	-36.32	48.87	258	Z	Vertical
15	12216.2160	-53	-13.00	40.00	17.60	-31.25	48.85	178	Z	Vertical
16	13954.9550	-51.72	-13.00	38.72	21.06	-28.63	49.69	114	Z	Vertical
17	15702.7030	-53.59	-13.00	40.59	18.54	-29.81	48.35	345	Z	Vertical
18	17450.4500	-48.97	-13.00	35.97	23.06	-27.10	50.16	355	Z	Vertical



Test Graph



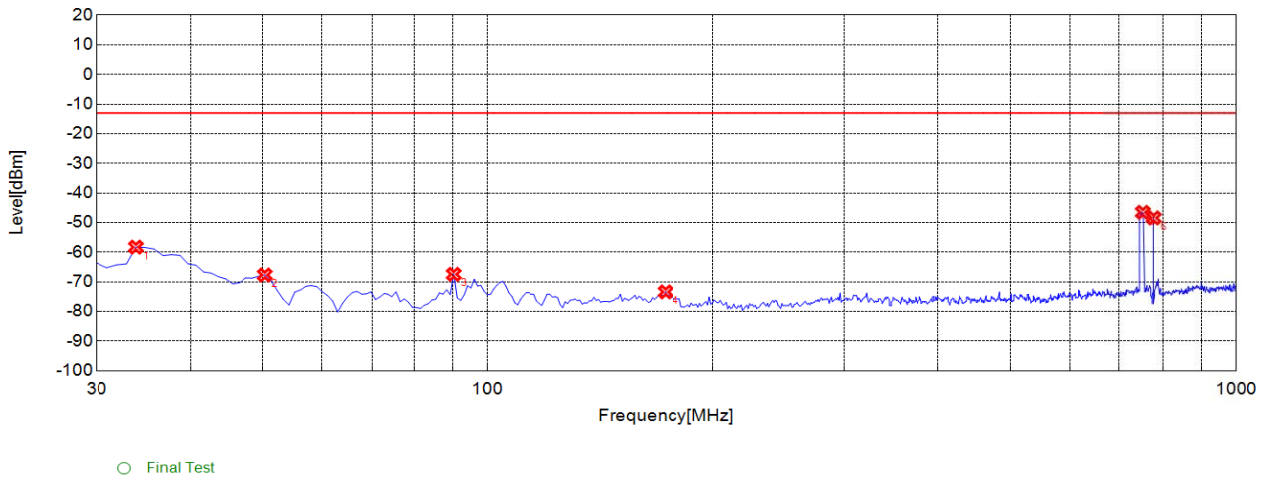
CA_13A-66A Mid 13A_10M 66A_20M 1RB 30M-1G H

Suspected List

NO.	Freq. [MHz]	Level [dBm]	Limit [dBm]	Margin [dB]	Factor [dB]	Path [dB]	Air [dB]	Angle [°]	EUT Pol.	Ant. Pol.
1	34.8550	-57.12	-13.00	44.12	-9.37	-39.58	30.21	199	Z	Horizontal
2	49.4190	-59.14	-13.00	46.14	-7.01	-39.46	32.45	22	Z	Horizontal
3	173.7040	-71.5	-13.00	58.50	-18.04	-38.12	20.08	288	Z	Horizontal
4	279.5400	-73.55	-13.00	60.55	-12.04	-37.04	25.00	226	Z	Horizontal
5	747.5480	-34.36	-13.00	21.36	-3.07	-34.21	31.14	68	Z	NA
6	777.6480	-40.8	-13.00	27.80	-3.07	-34.22	31.15	204	Z	NA



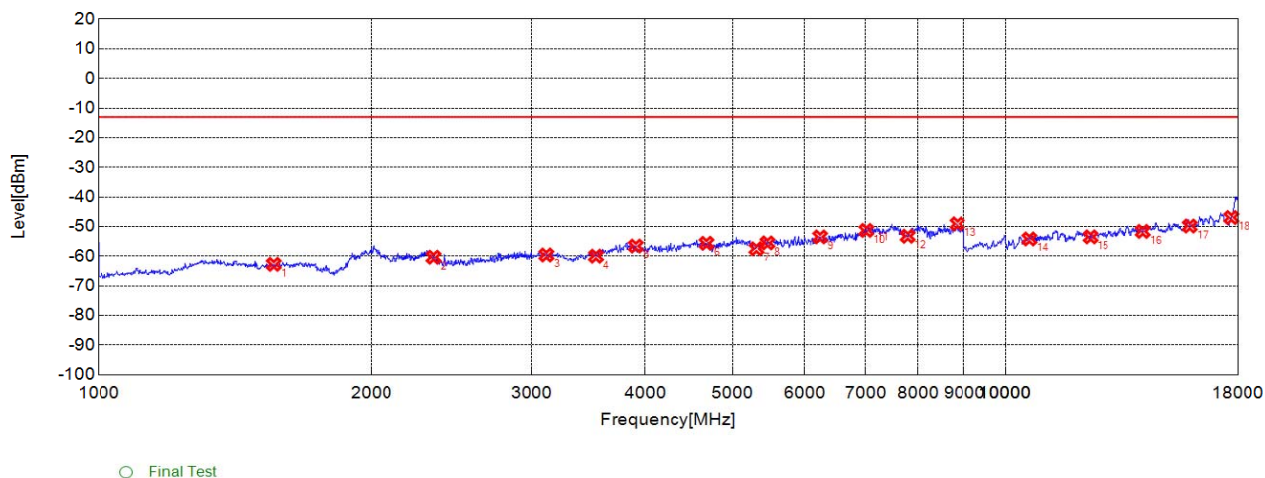
Test Graph



CA_13A-66A Mid 13A_10M 66A_20M 1RB 30M-1G V

Suspected List										
NO.	Freq. [MHz]	Level [dBm]	Limit [dBm]	Margin [dB]	Factor [dB]	Path [dB]	Air [dB]	Angle [°]	EUT Pol.	Ant. Pol.
1	33.8840	-58.29	-13.00	45.29	-16.76	-39.59	22.83	333	Z	Vertical
2	50.3900	-67.69	-13.00	54.69	-15.33	-39.46	24.13	341	Z	Vertical
3	90.2000	-67.46	-13.00	54.46	-16.50	-38.71	22.21	223	Z	Vertical
4	172.7330	-73.41	-13.00	60.41	-17.01	-38.12	21.11	305	Z	Vertical
5	752.4020	-46.54	-13.00	33.54	-2.55	-34.20	31.65	324	Z	NA
6	777.6480	-48.43	-13.00	35.43	-3.12	-34.22	31.10	97	Z	NA

Test Graph

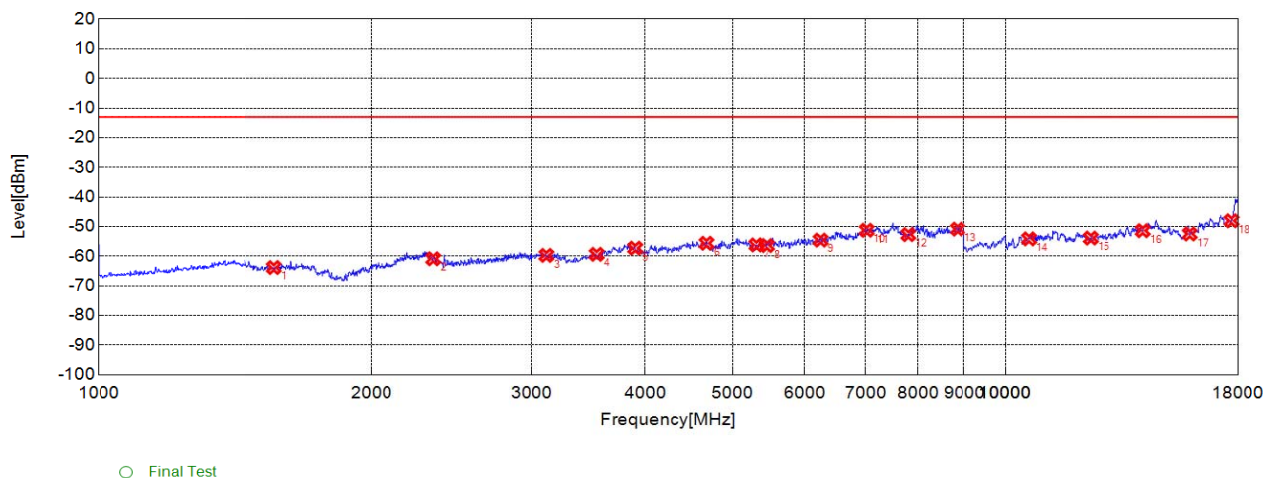


CA_13A-66A High 13A_10M 66A_20M 1RB 1-18G H

Suspected List

NO.	Freq. [MHz]	Level [dBm]	Limit [dBm]	Margin [dB]	Factor [dB]	Path [dB]	Air [dB]	Angle [°]	EUT Pol.	Ant. Pol.
1	1560.5610	-62.74	-13.00	49.74	-9.29	-45.71	36.42	295	Z	Horizontal
2	2343.3430	-60.35	-13.00	47.35	-8.10	-46.52	38.42	11	Z	Horizontal
3	3120.1200	-59.6	-13.00	46.60	-8.36	-47.39	39.03	154	Z	Horizontal
4	3534.5350	-59.99	-13.00	46.99	-8.68	-47.80	39.12	238	Z	Horizontal
5	3906.9070	-56.59	-13.00	43.59	-7.00	-46.81	39.81	341	Z	Horizontal
6	4681.6820	-55.66	-13.00	42.66	-4.05	-44.84	40.79	297	Z	Horizontal
7	5312.3120	-57.51	-13.00	44.51	-2.90	-43.31	40.41	214	Z	Horizontal
8	5462.4620	-55.52	-13.00	42.52	-2.15	-42.93	40.78	299	Z	Horizontal
9	6243.2430	-53.5	-13.00	40.50	-0.04	-41.89	41.85	256	Z	Horizontal
10	7018.0180	-51.3	-13.00	38.30	4.47	-39.86	44.33	343	Z	Horizontal
11	7084.0840	-50.53	-13.00	37.53	4.87	-39.82	44.69	257	Z	Horizontal
12	7792.7930	-53.27	-13.00	40.27	6.40	-38.21	44.61	248	Z	Horizontal
13	8843.8440	-49.09	-13.00	36.09	7.81	-38.94	46.75	292	Z	Horizontal
14	10621.6220	-54.19	-13.00	41.19	13.32	-35.36	48.68	218	Z	Horizontal
15	12387.3870	-53.49	-13.00	40.49	17.57	-31.21	48.78	220	Z	Horizontal
16	14162.1620	-51.63	-13.00	38.63	20.72	-29.28	50.00	352	Z	Horizontal
17	15936.9370	-49.82	-13.00	36.82	22.14	-28.66	50.80	332	Z	Horizontal
18	17693.6940	-46.95	-13.00	33.95	25.72	-26.26	51.98	99	Z	Horizontal

Test Graph



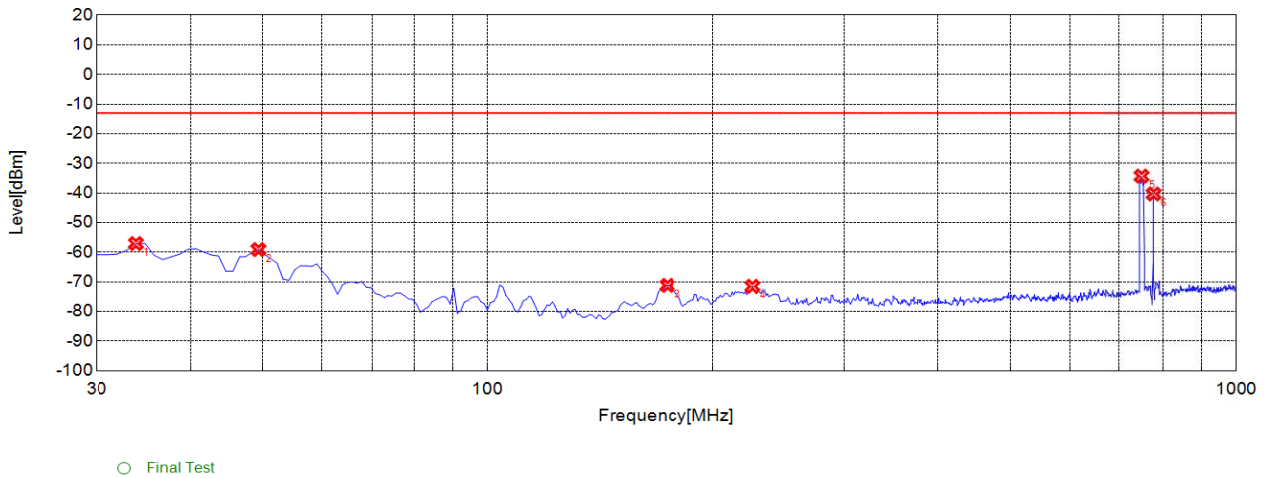
CA_13A-66A High 13A_10M 66A_20M 1RB 1-18G V

Suspected List

NO.	Freq. [MHz]	Level [dBm]	Limit [dBm]	Margin [dB]	Factor [dB]	Path [dB]	Air [dB]	Angle [°]	EUT Pol.	Ant. Pol.
1	1560.5610	-63.84	-13.00	50.84	-10.04	-45.71	35.67	269	Z	Vertical
2	2341.3410	-60.88	-13.00	47.88	-8.27	-46.51	38.24	264	Z	Vertical
3	3120.1200	-59.73	-13.00	46.73	-8.80	-47.39	38.59	237	Z	Vertical
4	3540.5410	-59.37	-13.00	46.37	-9.25	-47.87	38.62	158	Z	Vertical
5	3900.9010	-57.29	-13.00	44.29	-7.37	-46.73	39.36	65	Z	Vertical
6	4681.6820	-55.65	-13.00	42.65	-4.27	-44.84	40.57	161	Z	Vertical
7	5312.3120	-56.21	-13.00	43.21	-3.28	-43.31	40.03	0	Z	Vertical
8	5456.4560	-56.41	-13.00	43.41	-2.47	-42.95	40.48	100	Z	Vertical
9	6249.2490	-54.58	-13.00	41.58	-0.13	-41.84	41.71	138	Z	Vertical
10	7024.0240	-51.24	-13.00	38.24	4.33	-39.87	44.20	30	Z	Vertical
11	7084.0840	-51.41	-13.00	38.41	4.92	-39.82	44.74	55	Z	Vertical
12	7804.8050	-52.72	-13.00	39.72	6.30	-38.20	44.50	308	Z	Vertical
13	8849.8500	-50.87	-13.00	37.87	7.77	-38.89	46.66	253	Z	Vertical
14	10612.6130	-54.16	-13.00	41.16	13.40	-35.50	48.90	107	Z	Vertical
15	12396.3960	-53.89	-13.00	40.89	16.77	-31.20	47.97	81	Z	Vertical
16	14162.1620	-51.39	-13.00	38.39	21.19	-29.28	50.47	327	Z	Vertical
17	15936.9370	-52.49	-13.00	39.49	19.67	-28.66	48.33	311	Z	Vertical
18	17702.7030	-48.04	-13.00	35.04	24.87	-26.28	51.15	47	Z	Vertical



Test Graph

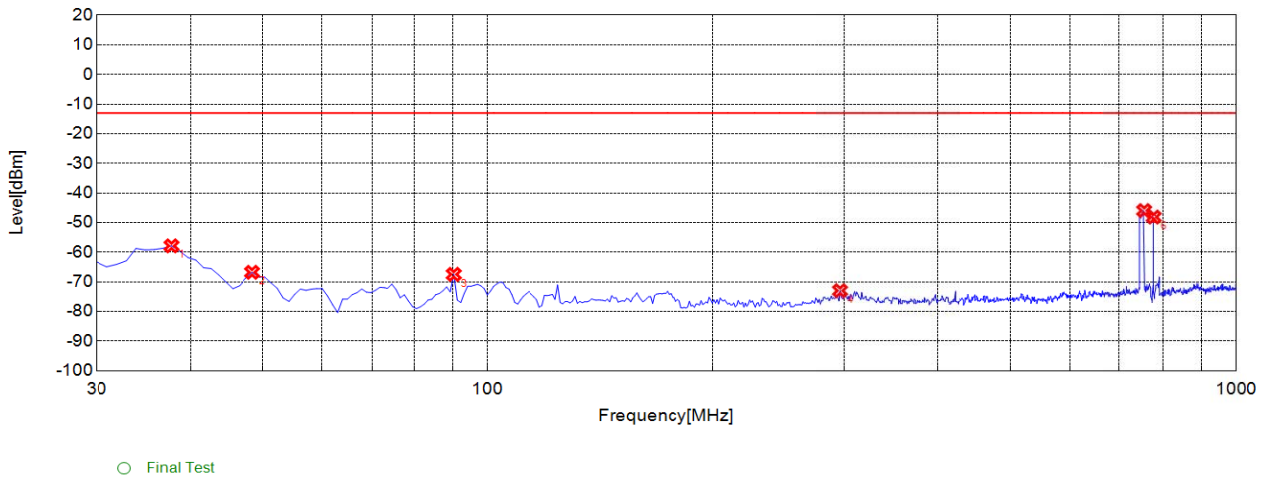


CA_13A-66A High 13A_10M 66A_20M 1RB 30M-1G H

Suspected List

NO.	Freq. [MHz]	Level [dBm]	Limit [dBm]	Margin [dB]	Factor [dB]	Path [dB]	Air [dB]	Angle [°]	EUT Pol.	Ant. Pol.
1	33.8840	-57.09	-13.00	44.09	-9.81	-39.59	29.78	277	Z	Horizontal
2	49.4190	-59.13	-13.00	46.13	-7.01	-39.46	32.45	22	Z	Horizontal
3	173.7040	-71.19	-13.00	58.19	-18.04	-38.12	20.08	84	Z	Horizontal
4	226.1360	-71.52	-13.00	58.52	-11.27	-37.54	26.27	60	Z	Horizontal
5	749.4890	-34.34	-13.00	21.34	-3.02	-34.20	31.18	228	Z	NA
6	777.6480	-40.34	-13.00	27.34	-3.07	-34.22	31.15	44	Z	NA

Test Graph



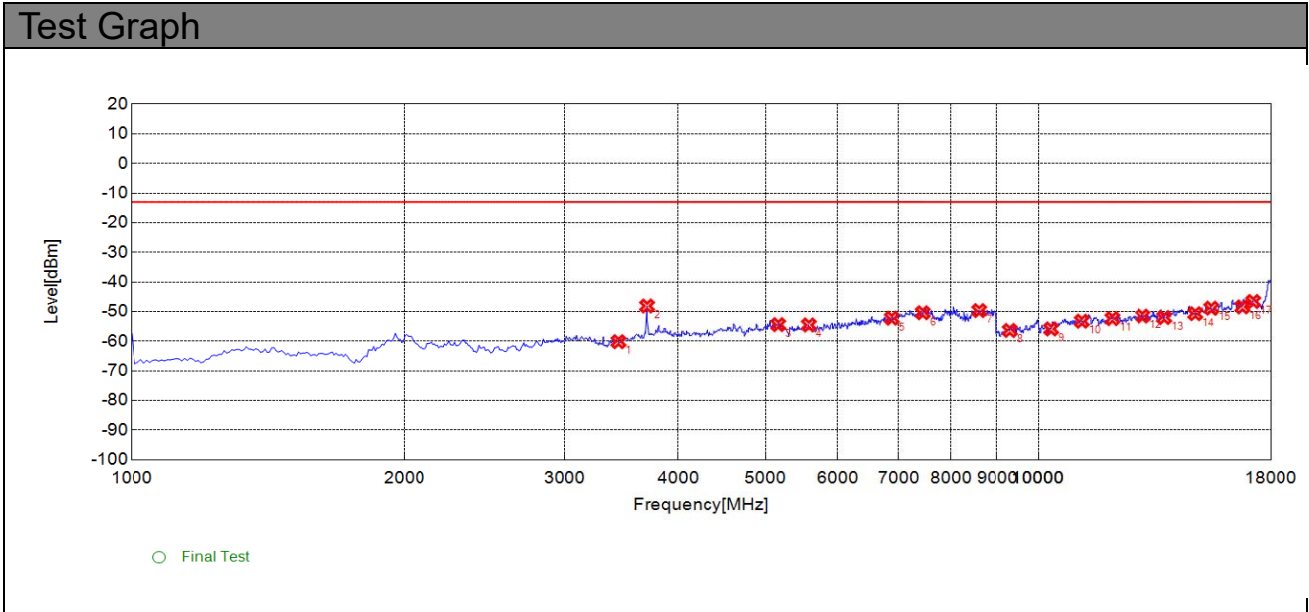
CA_13A-66A High 13A_10M 66A_20M 1RB 30M-1G V

Suspected List										
NO.	Freq. [MHz]	Level [dBm]	Limit [dBm]	Margin [dB]	Factor [dB]	Path [dB]	Air [dB]	Angle [°]	EUT Pol.	Ant. Pol.
1	37.7680	-57.86	-13.00	44.86	-16.48	-39.56	23.08	117	Z	Vertical
2	48.4480	-66.78	-13.00	53.78	-15.38	-39.47	24.09	226	Z	Vertical
3	90.2000	-67.48	-13.00	54.48	-16.50	-38.71	22.21	293	Z	Vertical
4	296.0460	-72.99	-13.00	59.99	-12.04	-36.97	24.93	191	Z	Vertical
5	755.3150	-45.95	-13.00	32.95	-2.44	-34.20	31.76	306	Z	NA
6	777.6480	-48.14	-13.00	35.14	-3.12	-34.22	31.10	22	Z	NA



Bottom antenna

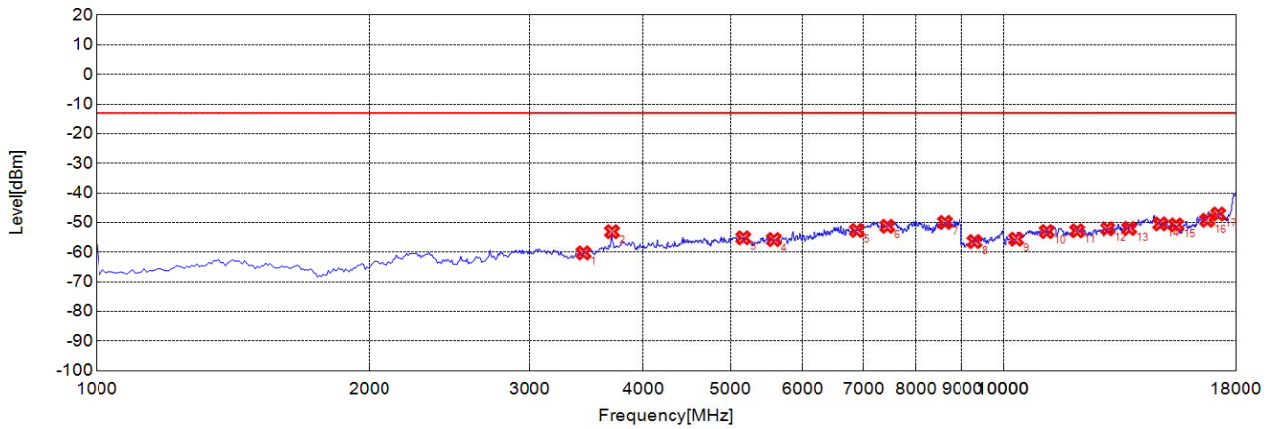
2A_4A



CA_2A-4A Low 20M 1RB 1-18G H

Suspected List										
NO.	Freq. [MHz]	Level [dBm]	Limit [dBm]	Margin [dB]	Factor [dB]	Path [dB]	Air [dB]	Angle [°]	EUT Pol.	Ant. Pol.
1	3442.4420	-60.16	-13.00	47.16	-8.90	-47.52	38.62	105	Z	Horizontal
2	3698.6990	-48.13	-13.00	35.13	-7.49	-46.62	39.13	272	Z	Horizontal
3	5164.1640	-54.41	-13.00	41.41	-2.34	-43.63	41.29	203	Z	Horizontal
4	5580.5810	-54.52	-13.00	41.52	-2.21	-43.00	40.79	5	Z	Horizontal
5	6885.8860	-52.24	-13.00	39.24	2.81	-40.50	43.31	235	Z	Horizontal
6	7446.4460	-50.4	-13.00	37.40	6.97	-38.84	45.81	237	Z	Horizontal
7	8591.5920	-49.67	-13.00	36.67	7.53	-38.57	46.10	84	Z	Horizontal
8	9306.3060	-56.38	-13.00	43.38	11.47	-37.26	48.73	268	Z	Horizontal
9	10324.3240	-55.87	-13.00	42.87	12.74	-36.16	48.90	322	Z	Horizontal
10	11153.1530	-53.25	-13.00	40.25	13.91	-34.77	48.68	246	Z	Horizontal
11	12045.0450	-52.37	-13.00	39.37	18.16	-31.25	49.41	334	Z	Horizontal
12	13018.0180	-51.53	-13.00	38.53	20.32	-29.83	50.15	178	Z	Horizontal
13	13756.7570	-52.01	-13.00	39.01	20.71	-29.00	49.71	253	Z	Horizontal
14	14873.8740	-50.71	-13.00	37.71	20.31	-29.53	49.84	39	Z	Horizontal
15	15486.4860	-48.86	-13.00	35.86	21.99	-28.88	50.87	249	Z	Horizontal
16	16747.7480	-48.43	-13.00	35.43	22.94	-28.73	51.67	152	Z	Horizontal
17	17207.2070	-46.6	-13.00	33.60	24.56	-27.14	51.70	194	Z	Horizontal

Test Graph

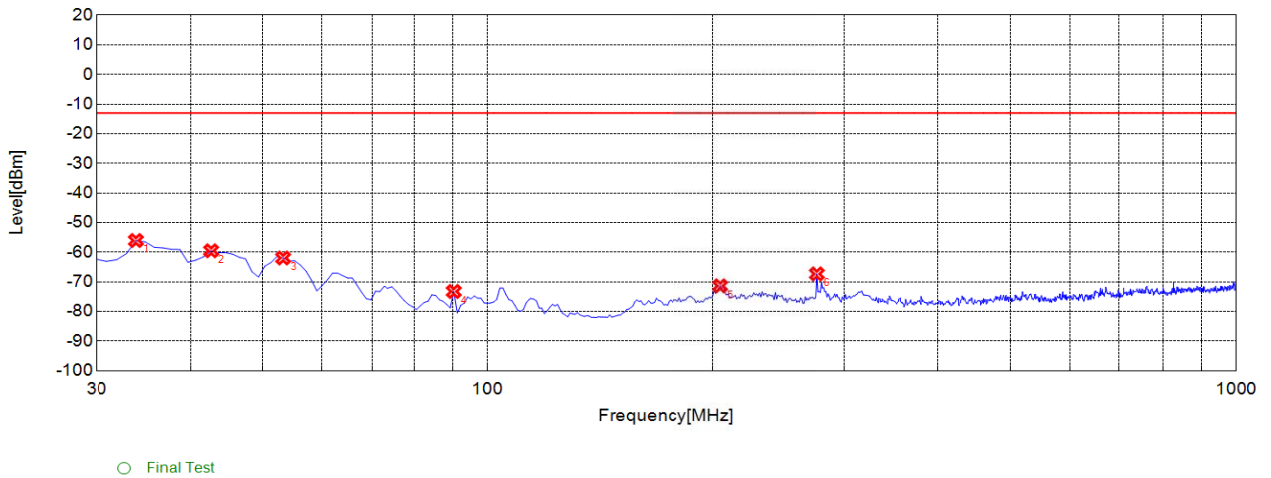


CA_2A-4A Low 20M 1RB 1-18G V

Suspected List

NO.	Freq. [MHz]	Level [dBm]	Limit [dBm]	Margin [dB]	Factor [dB]	Path [dB]	Air [dB]	Angle [°]	EUT Pol.	Ant. Pol.
1	3442.4420	-60.23	-13.00	47.23	-9.51	-47.52	38.01	46	Z	Vertical
2	3698.6990	-53.08	-13.00	40.08	-7.55	-46.62	39.07	41	Z	Vertical
3	5164.1640	-55.15	-13.00	42.15	-2.46	-43.63	41.17	29	Z	Vertical
4	5580.5810	-55.74	-13.00	42.74	-2.62	-43.00	40.38	195	Z	Vertical
5	6885.8860	-52.67	-13.00	39.67	3.02	-40.50	43.52	225	Z	Vertical
6	7438.4380	-51.26	-13.00	38.26	6.58	-38.85	45.43	324	Z	Vertical
7	8607.6080	-49.95	-13.00	36.95	7.48	-38.58	46.06	59	Z	Vertical
8	9297.2970	-56.41	-13.00	43.41	11.28	-37.29	48.57	114	Z	Vertical
9	10324.3240	-55.6	-13.00	42.60	12.66	-36.16	48.82	288	Z	Vertical
10	11153.1530	-53.03	-13.00	40.03	14.12	-34.77	48.89	58	Z	Vertical
11	12036.0360	-52.77	-13.00	39.77	17.61	-31.27	48.88	313	Z	Vertical
12	13018.0180	-52.12	-13.00	39.12	19.55	-29.83	49.38	52	Z	Vertical
13	13756.7570	-52	-13.00	39.00	20.56	-29.00	49.56	149	Z	Vertical
14	14873.8740	-50.44	-13.00	37.44	20.47	-29.53	50.00	260	Z	Vertical
15	15477.4770	-50.79	-13.00	37.79	19.90	-28.86	48.76	41	Z	Vertical
16	16738.7390	-49.22	-13.00	36.22	22.19	-28.68	50.87	342	Z	Vertical
17	17207.2070	-47.12	-13.00	34.12	23.72	-27.14	50.86	289	Z	Vertical

Test Graph



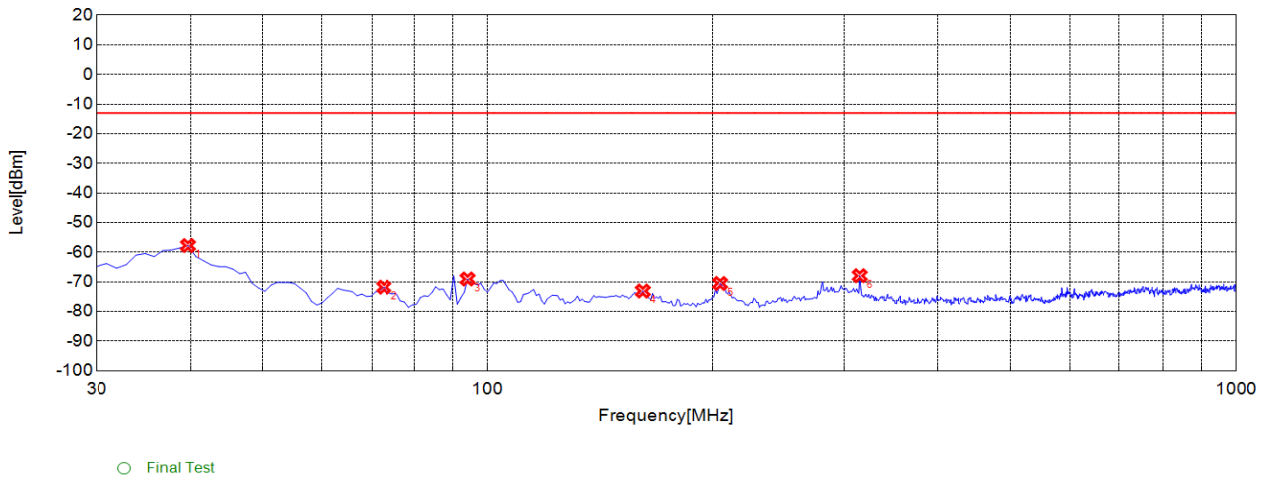
CA_2A-4A Low 20M 1RB 30M-1G H

Suspected List

NO.	Freq. [MHz]	Level [dBm]	Limit [dBm]	Margin [dB]	Factor [dB]	Path [dB]	Air [dB]	Angle [°]	EUT Pol.	Ant. Pol.
1	33.8840	-56.06	-13.00	43.06	-9.81	-39.59	29.78	188	Z	Horizontal
2	42.6230	-59.52	-13.00	46.52	-7.05	-39.52	32.47	99	Z	Horizontal
3	53.3030	-61.95	-13.00	48.95	-8.31	-39.47	31.16	299	Z	Horizontal
4	90.2000	-73.26	-13.00	60.26	-18.92	-38.71	19.79	92	Z	Horizontal
5	204.7750	-71.38	-13.00	58.38	-14.51	-37.71	23.20	194	Z	Horizontal
6	275.6560	-67.34	-13.00	54.34	-12.09	-37.06	24.97	306	Z	Horizontal



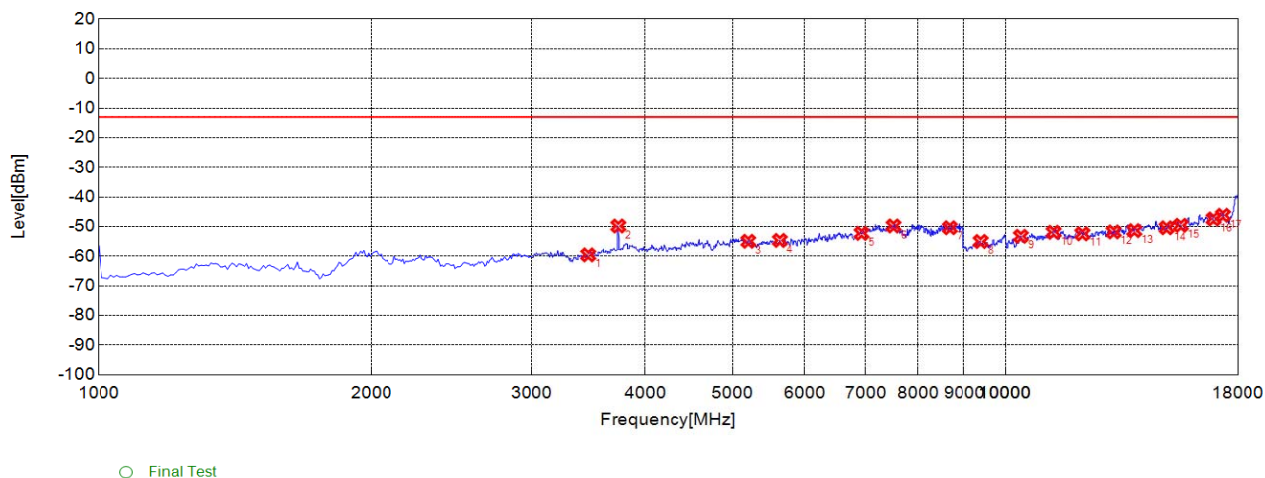
Test Graph



CA_2A-4A Low 20M 1RB 30M-1G V

Suspected List										
NO.	Freq. [MHz]	Level [dBm]	Limit [dBm]	Margin [dB]	Factor [dB]	Path [dB]	Air [dB]	Angle [°]	EUT Pol.	Ant. Pol.
1	39.7100	-57.75	-13.00	44.75	-16.34	-39.54	23.20	159	Z	Vertical
2	72.7230	-71.81	-13.00	58.81	-18.79	-39.40	20.61	310	Z	Vertical
3	94.0840	-69.05	-13.00	56.05	-14.89	-38.71	23.82	140	Z	Vertical
4	161.0810	-73.11	-13.00	60.11	-16.98	-38.36	21.38	149	Z	Vertical
5	204.7750	-70.56	-13.00	57.56	-16.40	-37.71	21.31	162	Z	Vertical
6	314.4940	-67.94	-13.00	54.94	-11.69	-36.98	25.29	332	Z	Vertical

Test Graph



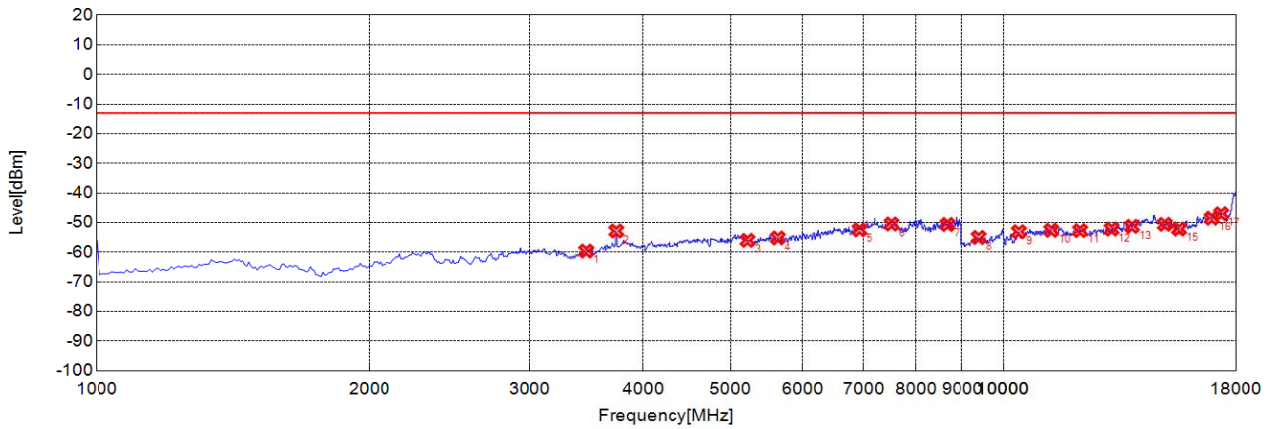
CA_2A-4A Mid 20M 1RB 1-18G H

Suspected List

NO.	Freq. [MHz]	Level [dBm]	Limit [dBm]	Margin [dB]	Factor [dB]	Path [dB]	Air [dB]	Angle [°]	EUT Pol.	Ant. Pol.
1	3466.4660	-59.56	-13.00	46.56	-8.69	-47.48	38.79	68	Z	Horizontal
2	3738.7390	-49.82	-13.00	36.82	-8.14	-47.41	39.27	275	Z	Horizontal
3	5204.2040	-54.97	-13.00	41.97	-2.06	-43.18	41.12	76	Z	Horizontal
4	5636.6370	-54.67	-13.00	41.67	-2.08	-42.90	40.82	129	Z	Horizontal
5	6933.9340	-52.3	-13.00	39.30	3.20	-40.47	43.67	86	Z	Horizontal
6	7518.5190	-49.8	-13.00	36.80	7.76	-38.24	46.00	348	Z	Horizontal
7	8671.6720	-50.39	-13.00	37.39	7.67	-38.82	46.49	272	Z	Horizontal
8	9396.3960	-55.04	-13.00	42.04	12.63	-36.40	49.03	97	Z	Horizontal
9	10396.3960	-53.29	-13.00	40.29	15.09	-34.43	49.52	16	Z	Horizontal
10	11288.2880	-51.93	-13.00	38.93	14.89	-33.99	48.88	44	Z	Horizontal
11	12135.1350	-52.46	-13.00	39.46	18.11	-31.32	49.43	358	Z	Horizontal
12	13162.1620	-51.81	-13.00	38.81	20.23	-29.49	49.72	102	Z	Horizontal
13	13864.8650	-51.37	-13.00	38.37	21.30	-28.38	49.68	293	Z	Horizontal
14	15036.0360	-50.41	-13.00	37.41	20.50	-29.34	49.84	169	Z	Horizontal
15	15585.5860	-49.57	-13.00	36.57	21.33	-29.04	50.37	58	Z	Horizontal
16	16918.9190	-47.42	-13.00	34.42	24.36	-27.94	52.30	196	Z	Horizontal
17	17324.3240	-46.2	-13.00	33.20	23.99	-27.47	51.46	311	Z	Horizontal



Test Graph

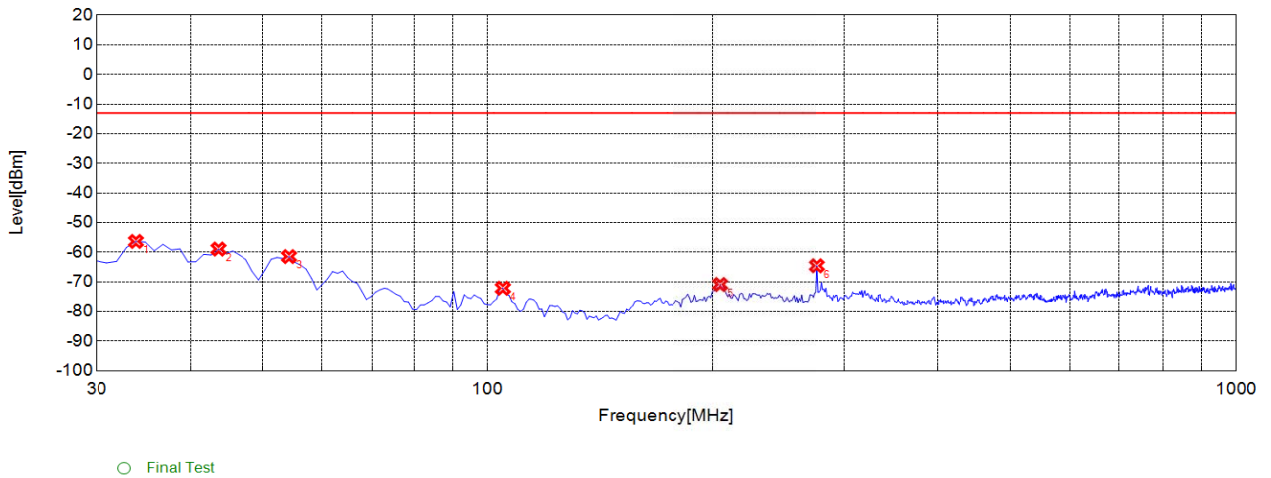


CA_2A-4A Mid 20M 1RB 1-18G V

Suspected List

NO.	Freq. [MHz]	Level [dBm]	Limit [dBm]	Margin [dB]	Factor [dB]	Path [dB]	Air [dB]	Angle [°]	EUT Pol.	Ant. Pol.
1	3466.4660	-59.62	-13.00	46.62	-9.24	-47.48	38.24	212	Z	Vertical
2	3738.7390	-52.85	-13.00	39.85	-8.34	-47.41	39.07	255	Z	Vertical
3	5220.2200	-56.01	-13.00	43.01	-2.62	-43.29	40.67	239	Z	Vertical
4	5636.6370	-55.19	-13.00	42.19	-2.43	-42.90	40.47	335	Z	Vertical
5	6933.9340	-52.46	-13.00	39.46	3.25	-40.47	43.72	111	Z	Vertical
6	7518.5190	-50.47	-13.00	37.47	7.44	-38.24	45.68	50	Z	Vertical
7	8663.6640	-50.64	-13.00	37.64	7.53	-38.86	46.39	51	Z	Vertical
8	9396.3960	-55.03	-13.00	42.03	12.66	-36.40	49.06	299	Z	Vertical
9	10396.3960	-53.09	-13.00	40.09	15.17	-34.43	49.60	85	Z	Vertical
10	11279.2790	-52.61	-13.00	39.61	14.71	-34.15	48.86	109	Z	Vertical
11	12126.1260	-52.71	-13.00	39.71	17.25	-31.52	48.77	266	Z	Vertical
12	13162.1620	-52.2	-13.00	39.20	19.65	-29.49	49.14	142	Z	Vertical
13	13855.8560	-51.3	-13.00	38.30	21.25	-28.43	49.68	356	Z	Vertical
14	15045.0450	-50.59	-13.00	37.59	20.38	-29.19	49.57	238	Z	Vertical
15	15594.5950	-52.17	-13.00	39.17	18.54	-29.10	47.64	265	Z	Vertical
16	16927.9280	-48.53	-13.00	35.53	23.37	-28.31	51.68	144	Z	Vertical
17	17333.3330	-47.03	-13.00	34.03	23.19	-27.30	50.49	336	Z	Vertical

Test Graph

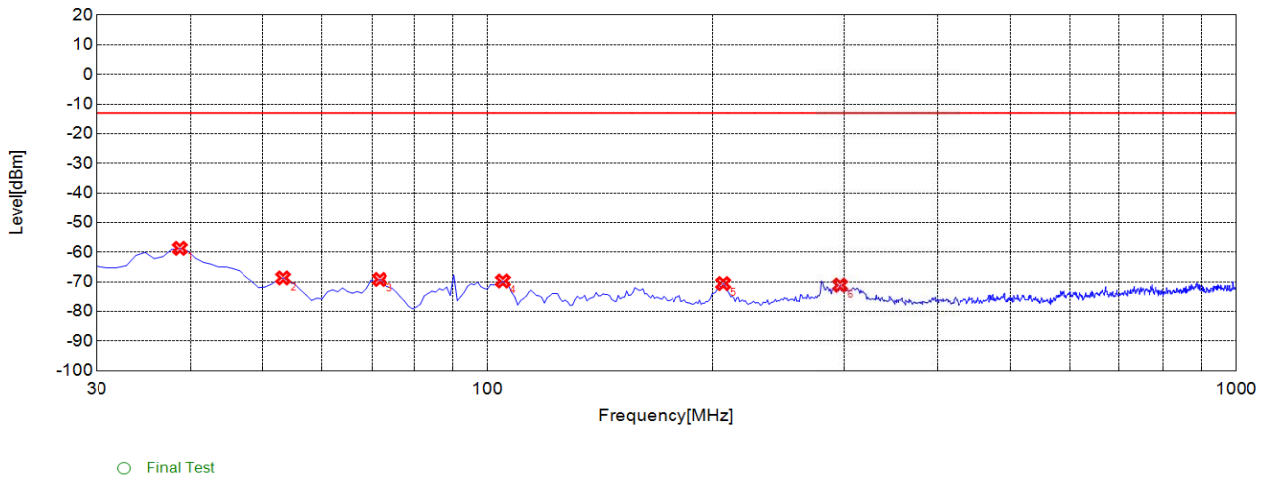


CA_2A-4A Mid 20M 1RB 30M-1G H

Suspected List

NO.	Freq. [MHz]	Level [dBm]	Limit [dBm]	Margin [dB]	Factor [dB]	Path [dB]	Air [dB]	Angle [°]	EUT Pol.	Ant. Pol.
1	33.8840	-56.37	-13.00	43.37	-9.81	-39.59	29.78	49	Z	Horizontal
2	43.5940	-58.94	-13.00	45.94	-7.04	-39.51	32.47	360	Z	Horizontal
3	54.2740	-61.48	-13.00	48.48	-8.69	-39.47	30.78	110	Z	Horizontal
4	104.7650	-72.18	-13.00	59.18	-17.53	-38.70	21.17	4	Z	Horizontal
5	204.7750	-70.91	-13.00	57.91	-14.51	-37.71	23.20	44	Z	Horizontal
6	275.6560	-64.58	-13.00	51.58	-12.09	-37.06	24.97	228	Z	Horizontal

Test Graph

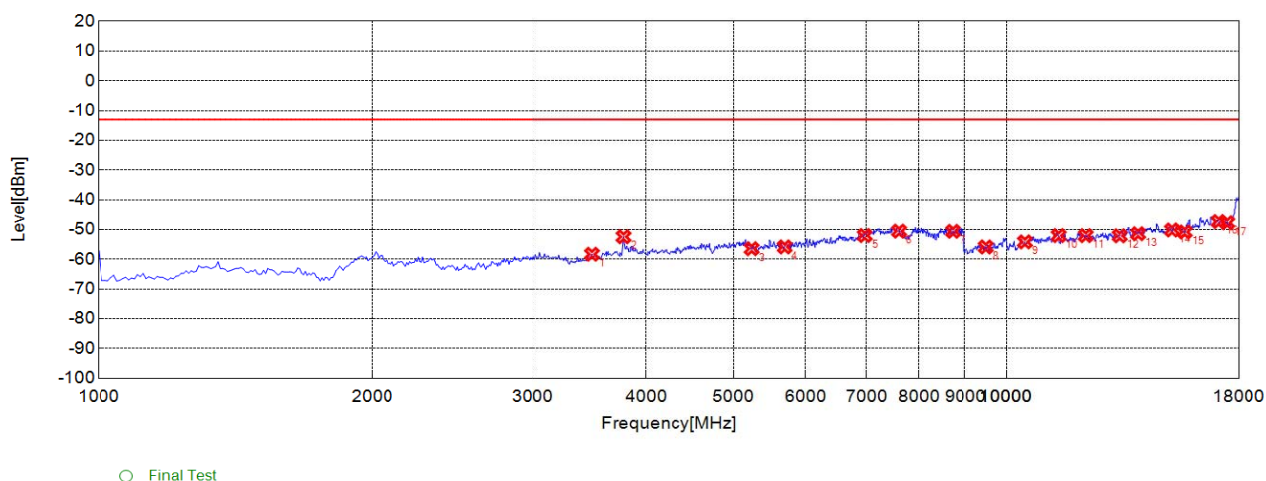


CA_2A-4A Mid 20M 1RB 30M-1G V

Suspected List

NO.	Freq. [MHz]	Level [dBm]	Limit [dBm]	Margin [dB]	Factor [dB]	Path [dB]	Air [dB]	Angle [°]	EUT Pol.	Ant. Pol.
1	38.7390	-58.7	-13.00	45.70	-16.41	-39.55	23.14	357	Z	Vertical
2	53.3030	-68.68	-13.00	55.68	-16.24	-39.47	23.23	255	Z	Vertical
3	71.7520	-69.2	-13.00	56.20	-18.59	-39.44	20.85	298	Z	Vertical
4	104.7650	-69.73	-13.00	56.73	-14.20	-38.70	24.50	217	Z	Vertical
5	206.7170	-70.59	-13.00	57.59	-16.50	-37.66	21.16	82	Z	Vertical
6	296.0460	-71.13	-13.00	58.13	-12.04	-36.97	24.93	213	Z	Vertical

Test Graph



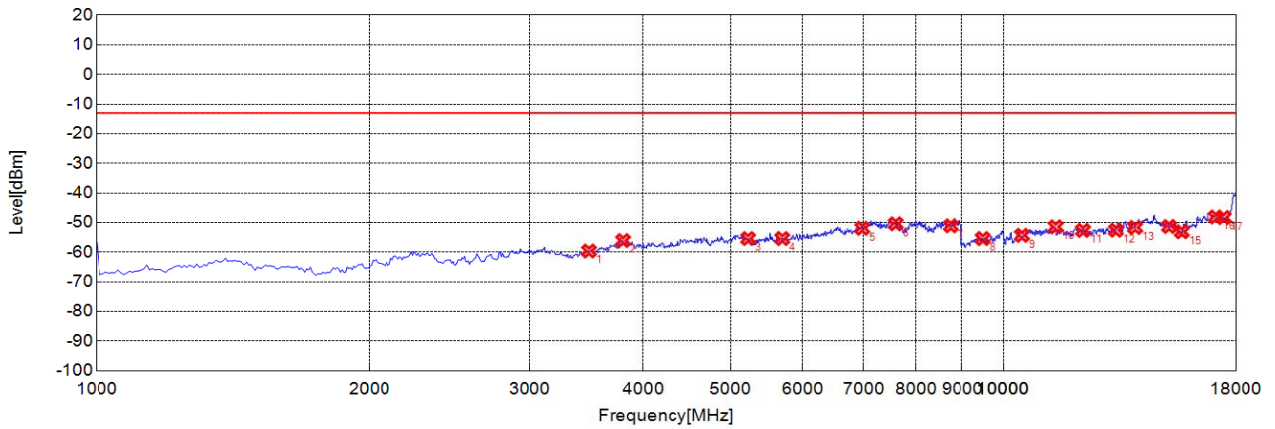
CA_2A-4A High 20M 1RB 1-18G H

Suspected List

NO.	Freq. [MHz]	Level [dBm]	Limit [dBm]	Margin [dB]	Factor [dB]	Path [dB]	Air [dB]	Angle [°]	EUT Pol.	Ant. Pol.
1	3490.4900	-58.31	-13.00	45.31	-8.44	-47.40	38.96	54	Z	Horizontal
2	3778.7790	-52.44	-13.00	39.44	-7.26	-46.67	39.41	164	Z	Horizontal
3	5236.2360	-56.46	-13.00	43.46	-2.54	-43.40	40.86	303	Z	Horizontal
4	5692.6930	-55.87	-13.00	42.87	-1.92	-42.75	40.83	266	Z	Horizontal
5	6973.9740	-52.02	-13.00	39.02	3.80	-40.21	44.01	150	Z	Horizontal
6	7606.6070	-50.54	-13.00	37.54	7.24	-37.81	45.05	283	Z	Horizontal
7	8719.7200	-50.61	-13.00	37.61	7.76	-38.91	46.67	271	Z	Horizontal
8	9495.4950	-55.89	-13.00	42.89	10.77	-37.44	48.21	308	Z	Horizontal
9	10477.4770	-54.17	-13.00	41.17	12.63	-36.32	48.95	350	Z	Horizontal
10	11405.4050	-52.05	-13.00	39.05	15.96	-33.51	49.47	0	Z	Horizontal
11	12207.2070	-52.06	-13.00	39.06	17.84	-31.44	49.28	67	Z	Horizontal
12	13333.3330	-52.12	-13.00	39.12	21.42	-28.32	49.74	108	Z	Horizontal
13	13963.9640	-51.42	-13.00	38.42	20.96	-28.56	49.52	271	Z	Horizontal
14	15207.2070	-50.15	-13.00	37.15	21.05	-29.35	50.40	212	Z	Horizontal
15	15702.7030	-50.83	-13.00	37.83	21.14	-29.81	50.95	198	Z	Horizontal
16	17099.0990	-47.32	-13.00	34.32	24.02	-27.37	51.39	253	Z	Horizontal
17	17468.4680	-47.72	-13.00	34.72	23.81	-27.21	51.02	10	Z	Horizontal



Test Graph

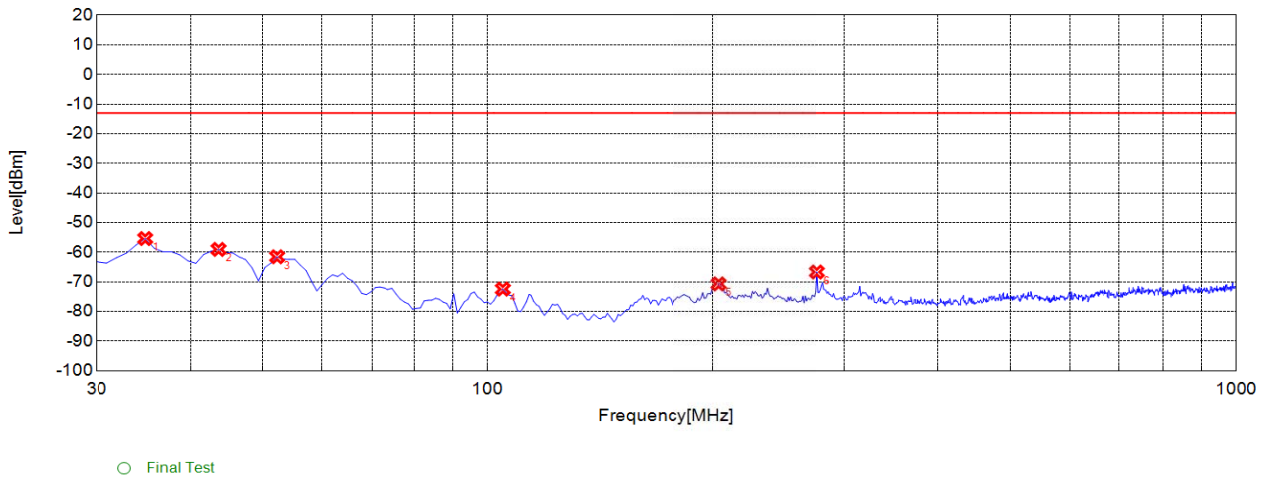


CA_2A-4A High 20M 1RB 1-18G V

Suspected List

NO.	Freq. [MHz]	Level [dBm]	Limit [dBm]	Margin [dB]	Factor [dB]	Path [dB]	Air [dB]	Angle [°]	EUT Pol.	Ant. Pol.
1	3490.4900	-59.6	-13.00	46.60	-8.92	-47.40	38.48	234	Z	Vertical
2	3802.8030	-56.07	-13.00	43.07	-6.94	-46.01	39.07	317	Z	Vertical
3	5228.2280	-55.39	-13.00	42.39	-2.75	-43.35	40.60	131	Z	Vertical
4	5700.7010	-55.39	-13.00	42.39	-2.07	-42.74	40.67	246	Z	Vertical
5	6981.9820	-51.93	-13.00	38.93	3.83	-40.09	43.92	349	Z	Vertical
6	7598.5990	-50.42	-13.00	37.42	7.40	-37.78	45.18	38	Z	Vertical
7	8735.7360	-51.1	-13.00	38.10	7.37	-39.10	46.47	140	Z	Vertical
8	9495.4950	-55.39	-13.00	42.39	10.99	-37.44	48.43	68	Z	Vertical
9	10477.4770	-54.31	-13.00	41.31	12.55	-36.32	48.87	338	Z	Vertical
10	11405.4050	-51.45	-13.00	38.45	15.83	-33.51	49.34	320	Z	Vertical
11	12216.2160	-52.64	-13.00	39.64	17.60	-31.25	48.85	280	Z	Vertical
12	13306.3060	-52.57	-13.00	39.57	20.19	-29.02	49.21	343	Z	Vertical
13	13963.9640	-51.66	-13.00	38.66	21.10	-28.56	49.66	282	Z	Vertical
14	15207.2070	-51.32	-13.00	38.32	19.74	-29.35	49.09	146	Z	Vertical
15	15702.7030	-53.09	-13.00	40.09	18.54	-29.81	48.35	299	Z	Vertical
16	17099.0990	-48.12	-13.00	35.12	23.21	-27.37	50.58	292	Z	Vertical
17	17441.4410	-48.3	-13.00	35.30	22.96	-27.21	50.17	15	Z	Vertical

Test Graph



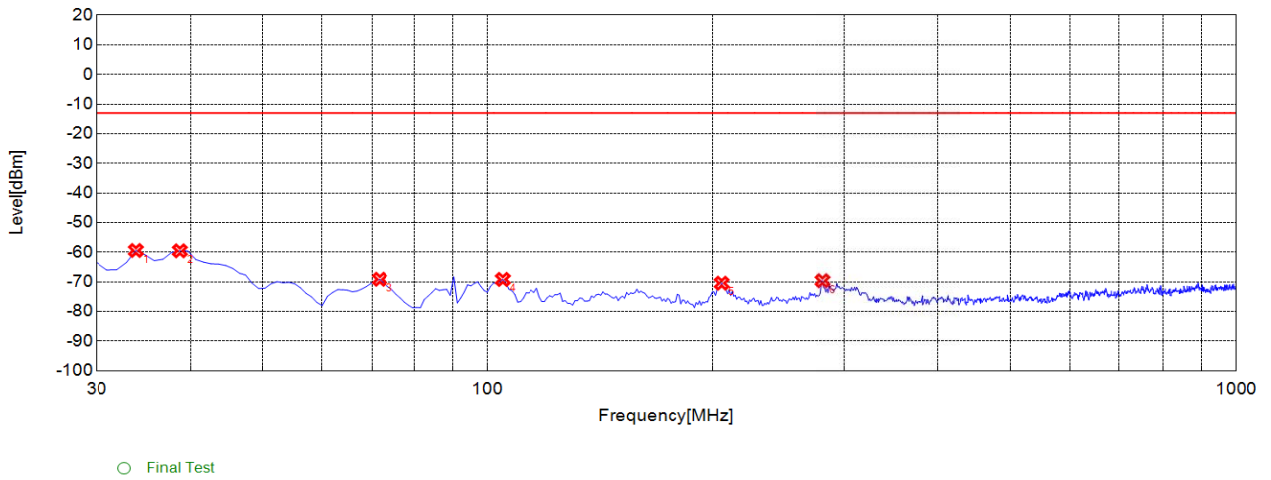
CA_2A-4A High 20M 1RB 30M-1G H

Suspected List

NO.	Freq. [MHz]	Level [dBm]	Limit [dBm]	Margin [dB]	Factor [dB]	Path [dB]	Air [dB]	Angle [°]	EUT Pol.	Ant. Pol.
1	34.8550	-55.39	-13.00	42.39	-9.37	-39.58	30.21	185	Z	Horizontal
2	43.5940	-59.06	-13.00	46.06	-7.04	-39.51	32.47	276	Z	Horizontal
3	52.3320	-61.55	-13.00	48.55	-7.93	-39.47	31.54	356	Z	Horizontal
4	104.7650	-72.46	-13.00	59.46	-17.53	-38.70	21.17	145	Z	Horizontal
5	203.8040	-70.71	-13.00	57.71	-14.59	-37.73	23.14	256	Z	Horizontal
6	275.6560	-66.69	-13.00	53.69	-12.09	-37.06	24.97	94	Z	Horizontal



Test Graph



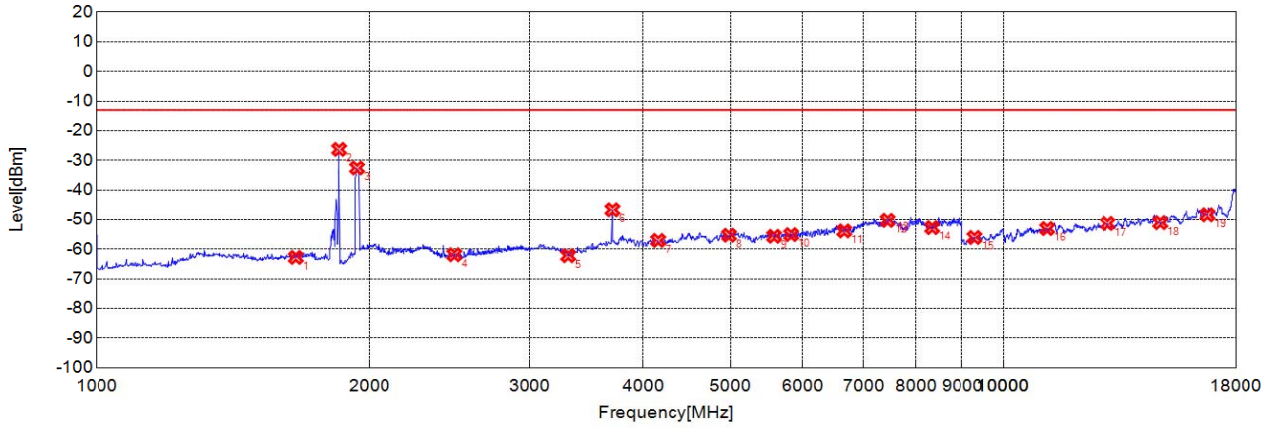
CA_2A-4A High 20M 1RB 30M-1G V

Suspected List										
NO.	Freq. [MHz]	Level [dBm]	Limit [dBm]	Margin [dB]	Factor [dB]	Path [dB]	Air [dB]	Angle [°]	EUT Pol.	Ant. Pol.
1	33.8840	-59.42	-13.00	46.42	-16.76	-39.59	22.83	148	Z	Vertical
2	38.7390	-59.53	-13.00	46.53	-16.41	-39.55	23.14	129	Z	Vertical
3	71.7520	-69.14	-13.00	56.14	-18.59	-39.44	20.85	360	Z	Vertical
4	104.7650	-69.19	-13.00	56.19	-14.20	-38.70	24.50	148	Z	Vertical
5	205.7460	-70.47	-13.00	57.47	-16.44	-37.68	21.24	102	Z	Vertical
6	280.5110	-69.63	-13.00	56.63	-12.48	-37.03	24.55	260	Z	Vertical



2A_5A

Test Graph



○ Final Test

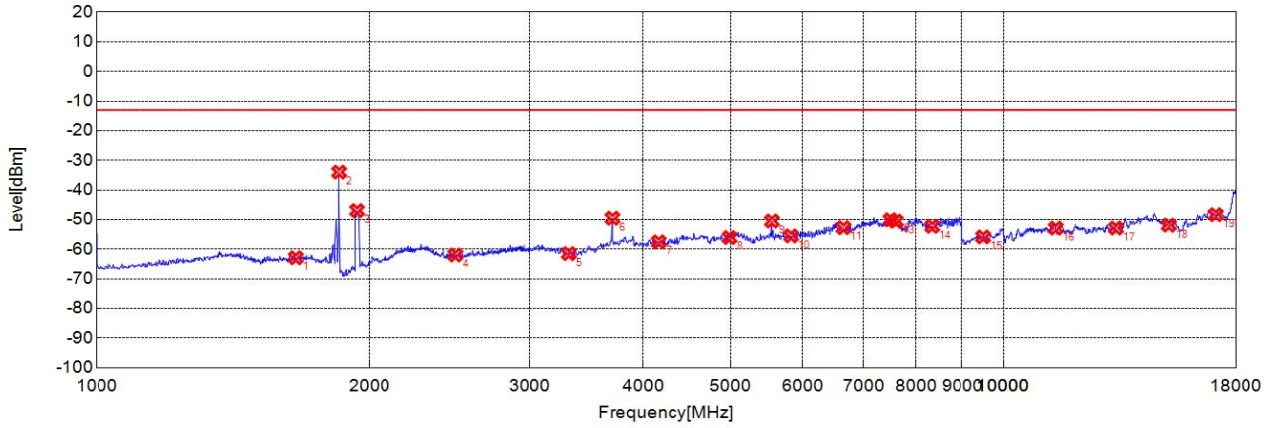
CA_2A-5A Low 2A_20M 5A_10M 1RB 1-18G H

Suspected List

NO.	Freq. [MHz]	Level [dBm]	Limit [dBm]	Margin [dB]	Factor [dB]	Path [dB]	Air [dB]	Angle [°]	EUT Pol.	Ant. Pol.
1	1658.6590	-62.77	-13.00	49.77	-8.87	-46.26	37.39	31	Z	Horizontal
2	1850.8510	-26.32	-13.00	13.32	-7.29	-46.66	39.37	279	Z	NA
3	1936.9370	-32.59	-13.00	19.59	-5.36	-46.51	41.15	112	Z	NA
4	2481.4810	-61.86	-13.00	48.86	-10.40	-47.19	36.79	254	Z	Horizontal
5	3312.3120	-62.19	-13.00	49.19	-10.02	-48.04	38.02	74	Z	Horizontal
6	3702.7030	-46.72	-13.00	33.72	-7.52	-46.66	39.14	304	Z	Horizontal
7	4153.1530	-57.04	-13.00	44.04	-7.28	-47.08	39.80	345	Z	Horizontal
8	4981.9820	-55.28	-13.00	42.28	-2.89	-44.20	41.31	334	Z	Horizontal
9	5582.5830	-55.63	-13.00	42.63	-2.23	-43.02	40.79	174	Z	Horizontal
10	5828.8290	-55.07	-13.00	42.07	-1.15	-42.53	41.38	187	Z	Horizontal
11	6669.6700	-53.83	-13.00	40.83	1.25	-41.80	43.05	349	Z	Horizontal
12	7444.4440	-50.27	-13.00	37.27	6.95	-38.84	45.79	94	Z	Horizontal
13	7492.4920	-49.37	-13.00	36.37	7.96	-38.19	46.15	94	Z	Horizontal
14	8333.3330	-52.71	-13.00	39.71	6.70	-38.24	44.94	275	Z	Horizontal
15	9297.2970	-56.04	-13.00	43.04	11.40	-37.29	48.69	24	Z	Horizontal
16	11162.1620	-53.02	-13.00	40.02	13.85	-34.80	48.65	284	Z	Horizontal
17	13018.0180	-51.29	-13.00	38.29	20.32	-29.83	50.15	259	Z	Horizontal
18	14873.8740	-51.02	-13.00	38.02	20.31	-29.53	49.84	78	Z	Horizontal
19	16747.7480	-48.4	-13.00	35.40	22.94	-28.73	51.67	171	Z	Horizontal



Test Graph



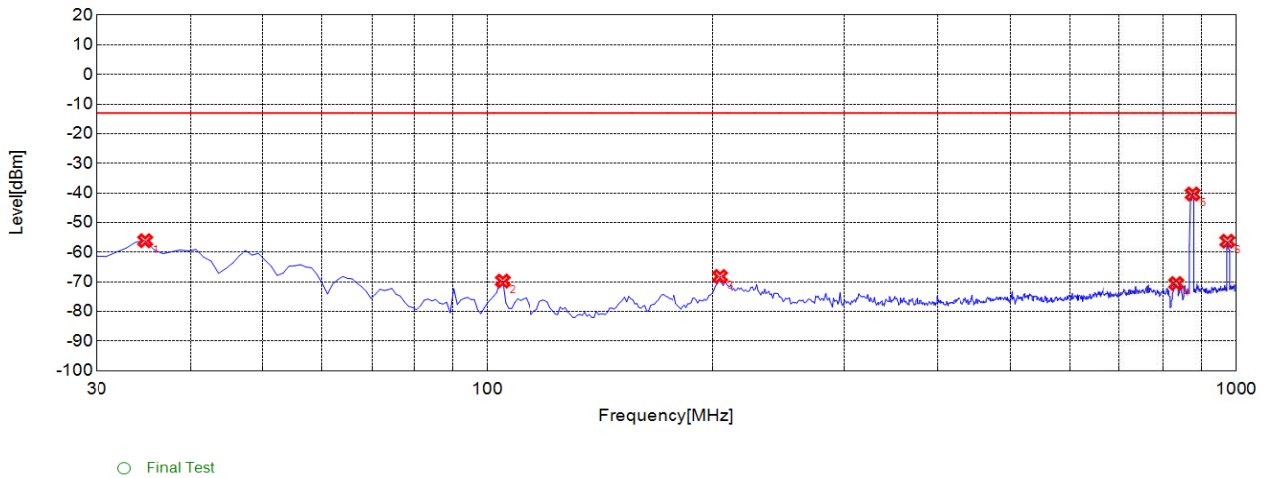
○ Final Test

CA_2A-5A Low 2A_20M 5A_10M 1RB 1-18G V

Suspected List

NO.	Freq. [MHz]	Level [dBm]	Limit [dBm]	Margin [dB]	Factor [dB]	Path [dB]	Air [dB]	Angle [°]	EUT Pol.	Ant. Pol.
1	1658.6590	-62.9	-13.00	49.90	-9.76	-46.26	36.50	90	Z	Vertical
2	1850.8510	-33.99	-13.00	20.99	-10.41	-46.66	36.25	243	Z	NA
3	1936.9370	-46.96	-13.00	33.96	-10.75	-46.51	35.76	111	Z	NA
4	2487.4870	-61.96	-13.00	48.96	-10.54	-47.16	36.62	314	Z	Vertical
5	3318.3180	-61.49	-13.00	48.49	-10.56	-48.05	37.49	0	Z	Vertical
6	3702.7030	-49.54	-13.00	36.54	-7.59	-46.66	39.07	280	Z	Vertical
7	4159.1590	-57.54	-13.00	44.54	-7.48	-46.98	39.50	45	Z	Vertical
8	4987.9880	-56.06	-13.00	43.06	-3.32	-44.07	40.75	129	Z	Vertical
9	5552.5530	-50.49	-13.00	37.49	-2.37	-42.79	40.42	82	Z	Vertical
10	5828.8290	-55.51	-13.00	42.51	-1.51	-42.53	41.02	247	Z	Vertical
11	6657.6580	-52.74	-13.00	39.74	1.34	-41.85	43.19	258	Z	Vertical
12	7498.4980	-50.05	-13.00	37.05	7.68	-38.10	45.78	260	Z	Vertical
13	7600.6010	-50.55	-13.00	37.55	7.41	-37.76	45.17	171	Z	Vertical
14	8333.3330	-52.27	-13.00	39.27	6.51	-38.24	44.75	197	Z	Vertical
15	9504.5050	-55.86	-13.00	42.86	11.05	-37.36	48.41	325	Z	Vertical
16	11405.4050	-52.88	-13.00	39.88	15.83	-33.51	49.34	20	Z	Vertical
17	13306.3060	-52.85	-13.00	39.85	20.19	-29.02	49.21	297	Z	Vertical
18	15198.1980	-51.89	-13.00	38.89	19.95	-29.15	49.10	248	Z	Vertical
19	17099.0990	-48.36	-13.00	35.36	23.21	-27.37	50.58	222	Z	Vertical

Test Graph



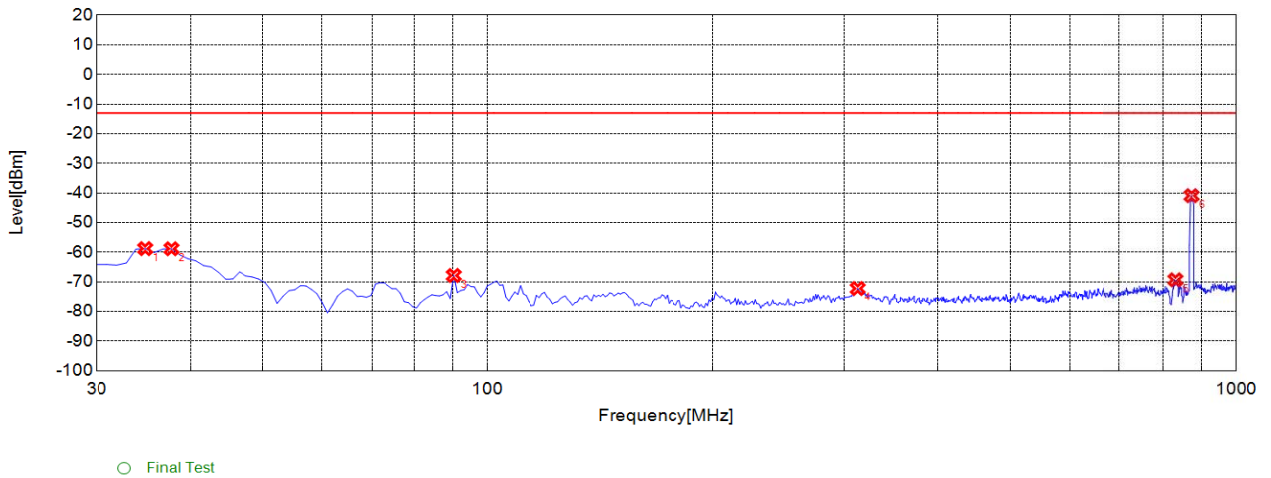
CA_2A-5A Low 2A_20M 5A_10M 1RB 30M-1G H

Suspected List

NO.	Freq. [MHz]	Level [dBm]	Limit [dBm]	Margin [dB]	Factor [dB]	Path [dB]	Air [dB]	Angle [°]	EUT Pol.	Ant. Pol.
1	34.8550	-56.12	-13.00	43.12	-9.37	-39.58	30.21	18	Z	Horizontal
2	104.7650	-69.73	-13.00	56.73	-17.53	-38.70	21.17	309	Z	Horizontal
3	204.7750	-68.18	-13.00	55.18	-14.51	-37.71	23.20	272	Z	Horizontal
4	832.9930	-70.57	-13.00	57.57	-2.70	-34.14	31.44	222	Z	NA
5	875.7160	-40.35	-13.00	27.35	-2.17	-34.03	31.86	238	Z	NA
6	973.7840	-56.29	-13.00	43.29	-1.63	-34.06	32.43	38	Z	Horizontal



Test Graph

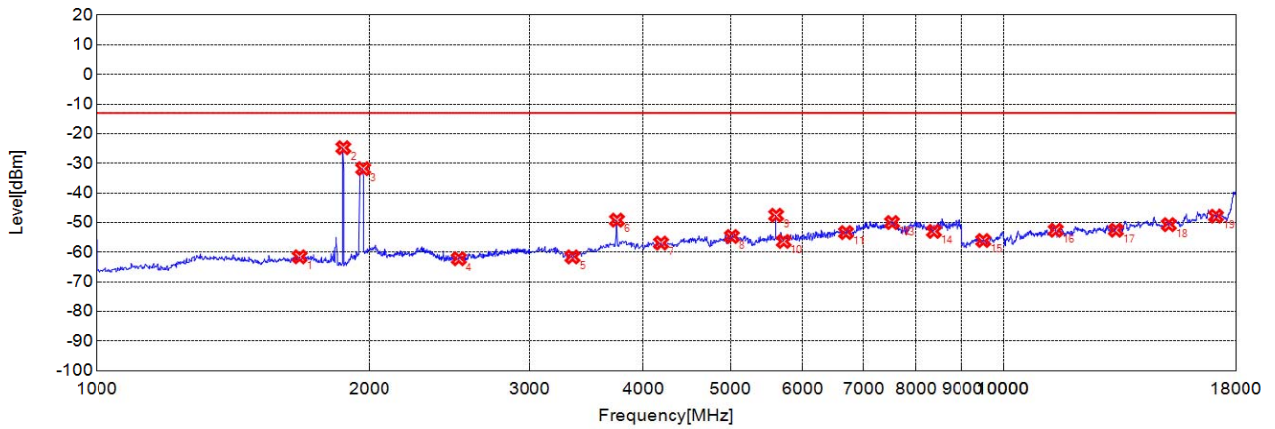


CA_2A-5A Low 2A_20M 5A_10M 1RB 30M-1G V

Suspected List										
NO.	Freq. [MHz]	Level [dBm]	Limit [dBm]	Margin [dB]	Factor [dB]	Path [dB]	Air [dB]	Angle [°]	EUT Pol.	Ant. Pol.
1	34.8550	-58.79	-13.00	45.79	-16.68	-39.58	22.90	185	Z	Vertical
2	37.7680	-58.84	-13.00	45.84	-16.48	-39.56	23.08	344	Z	Vertical
3	90.2000	-67.86	-13.00	54.86	-16.50	-38.71	22.21	252	Z	Vertical
4	312.5530	-72.27	-13.00	59.27	-11.75	-36.97	25.22	161	Z	Vertical
5	831.0510	-69.32	-13.00	56.32	-2.56	-34.15	31.59	46	Z	NA
6	872.8030	-40.93	-13.00	27.93	-2.08	-34.04	31.96	315	Z	NA



Test Graph



○ Final Test

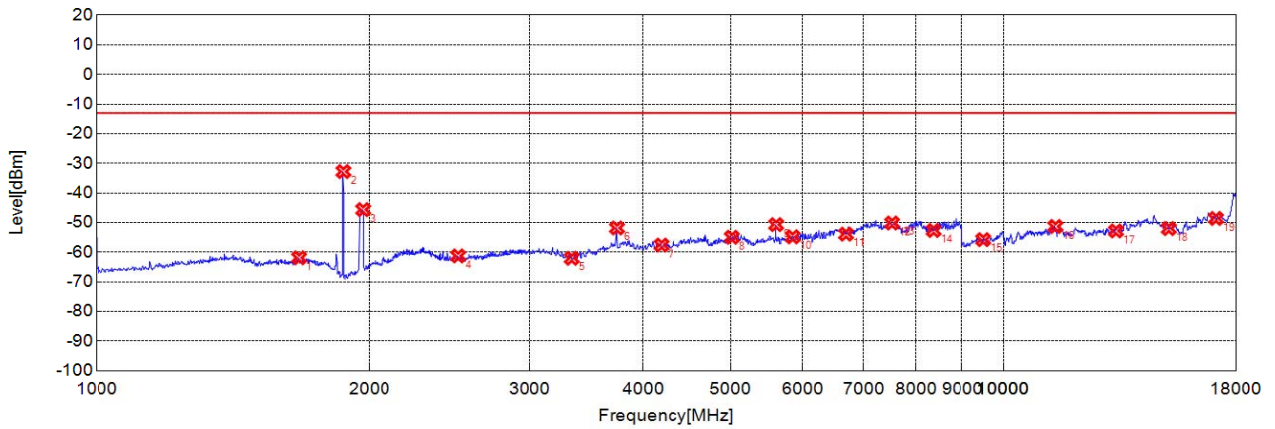
CA_2A-5A Mid 2A_20M 5A_10M 1RB 1-18G H

Suspected List

NO.	Freq. [MHz]	Level [dBm]	Limit [dBm]	Margin [dB]	Factor [dB]	Path [dB]	Air [dB]	Angle [°]	EUT Pol.	Ant. Pol.
1	1674.6750	-61.57	-13.00	48.57	-8.70	-46.30	37.60	130	Z	Horizontal
2	1870.8710	-24.74	-13.00	11.74	-6.81	-46.69	39.88	68	Z	NA
3	1966.9670	-31.81	-13.00	18.81	-4.81	-46.38	41.57	261	Z	NA
4	2509.5100	-62.2	-13.00	49.20	-10.49	-47.19	36.70	97	Z	Horizontal
5	3348.3480	-61.6	-13.00	48.60	-9.92	-48.06	38.14	351	Z	Horizontal
6	3744.7450	-49.18	-13.00	36.18	-8.25	-47.54	39.29	7	Z	Horizontal
7	4183.1830	-56.92	-13.00	43.92	-6.88	-46.59	39.71	60	Z	Horizontal
8	5018.0180	-54.69	-13.00	41.69	-2.44	-43.83	41.39	326	Z	Horizontal
9	5612.6130	-47.52	-13.00	34.52	-2.25	-43.06	40.81	201	Z	Horizontal
10	5720.7210	-56.38	-13.00	43.38	-1.79	-42.74	40.95	35	Z	Horizontal
11	6699.7000	-53.38	-13.00	40.38	1.20	-41.65	42.85	309	Z	Horizontal
12	7528.5290	-49.98	-13.00	36.98	7.55	-38.33	45.88	14	Z	Horizontal
13	7606.6070	-50.35	-13.00	37.35	7.24	-37.81	45.05	344	Z	Horizontal
14	8369.3690	-52.99	-13.00	39.99	6.47	-38.38	44.85	58	Z	Horizontal
15	9504.5050	-56.06	-13.00	43.06	10.83	-37.36	48.19	126	Z	Horizontal
16	11405.4050	-52.59	-13.00	39.59	15.96	-33.51	49.47	333	Z	Horizontal
17	13306.3060	-52.58	-13.00	39.58	20.57	-29.02	49.59	267	Z	Horizontal
18	15198.1980	-50.72	-13.00	37.72	21.21	-29.15	50.36	187	Z	Horizontal
19	17108.1080	-47.84	-13.00	34.84	23.93	-27.49	51.42	68	Z	Horizontal



Test Graph



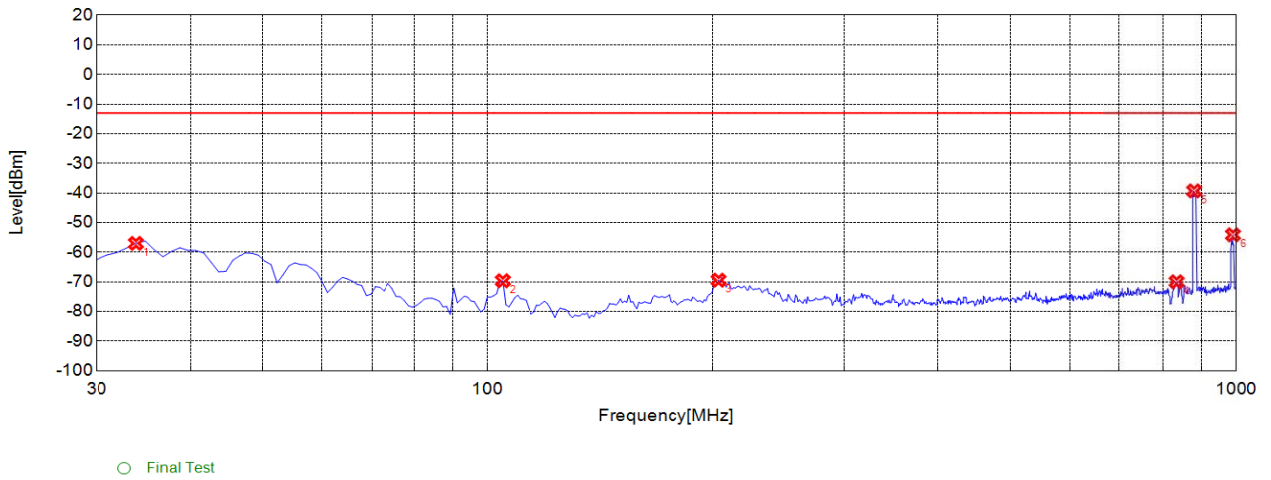
○ Final Test

CA_2A-5A Mid 2A_20M 5A_10M 1RB 1-18G V

Suspected List

NO.	Freq. [MHz]	Level [dBm]	Limit [dBm]	Margin [dB]	Factor [dB]	Path [dB]	Air [dB]	Angle [°]	EUT Pol.	Ant. Pol.
1	1672.6730	-61.88	-13.00	48.88	-9.64	-46.29	36.65	335	Z	Vertical
2	1870.8710	-32.78	-13.00	19.78	-10.76	-46.69	35.93	58	Z	NA
3	1966.9670	-45.64	-13.00	32.64	-10.37	-46.38	36.01	80	Z	NA
4	2505.5060	-61.26	-13.00	48.26	-10.60	-47.15	36.55	109	Z	Vertical
5	3342.3420	-62.05	-13.00	49.05	-10.54	-48.06	37.52	230	Z	Vertical
6	3744.7450	-51.83	-13.00	38.83	-8.47	-47.54	39.07	315	Z	Vertical
7	4189.1890	-57.59	-13.00	44.59	-7.00	-46.49	39.49	189	Z	Vertical
8	5018.0180	-54.96	-13.00	41.96	-2.90	-43.83	40.93	178	Z	Vertical
9	5612.6130	-50.7	-13.00	37.70	-2.67	-43.06	40.39	336	Z	Vertical
10	5852.8530	-54.82	-13.00	41.82	-1.12	-42.25	41.13	192	Z	Vertical
11	6699.7000	-53.92	-13.00	40.92	1.22	-41.65	42.87	44	Z	Vertical
12	7528.5290	-50.15	-13.00	37.15	7.28	-38.33	45.61	116	Z	Vertical
13	7594.5950	-50.09	-13.00	37.09	7.36	-37.84	45.20	12	Z	Vertical
14	8363.3630	-52.66	-13.00	39.66	6.37	-38.36	44.73	133	Z	Vertical
15	9504.5050	-55.77	-13.00	42.77	11.05	-37.36	48.41	193	Z	Vertical
16	11396.3960	-51.32	-13.00	38.32	15.98	-33.33	49.31	72	Z	Vertical
17	13306.3060	-52.82	-13.00	39.82	20.19	-29.02	49.21	226	Z	Vertical
18	15198.1980	-52.03	-13.00	39.03	19.95	-29.15	49.10	27	Z	Vertical
19	17108.1080	-48.62	-13.00	35.62	23.11	-27.49	50.60	24	Z	Vertical

Test Graph

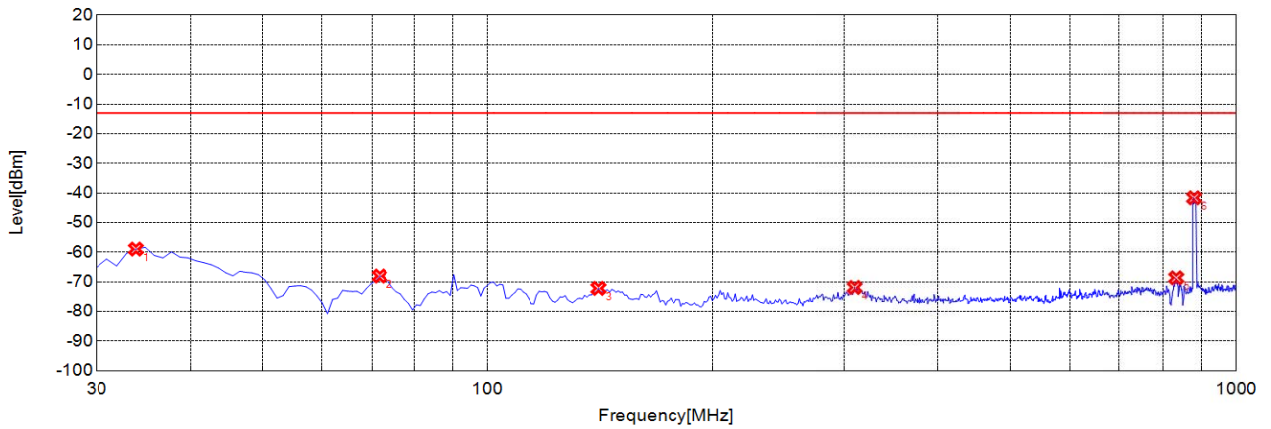


CA_2A-5A Mid 2A_20M 5A_10M 1RB 30M-1G H

Suspected List

NO.	Freq. [MHz]	Level [dBm]	Limit [dBm]	Margin [dB]	Factor [dB]	Path [dB]	Air [dB]	Angle [°]	EUT Pol.	Ant. Pol.
1	33.8840	-57.03	-13.00	44.03	-9.81	-39.59	29.78	41	Z	Horizontal
2	104.7650	-69.64	-13.00	56.64	-17.53	-38.70	21.17	94	Z	Horizontal
3	203.8040	-69.44	-13.00	56.44	-14.59	-37.73	23.14	265	Z	Horizontal
4	833.9640	-70	-13.00	57.00	-2.67	-34.14	31.47	81	Z	NA
5	879.6000	-39.31	-13.00	26.31	-2.16	-34.02	31.86	57	Z	NA
6	990.2900	-54.14	-13.00	41.14	-1.00	-34.05	33.05	127	Z	Horizontal

Test Graph



○ Final Test

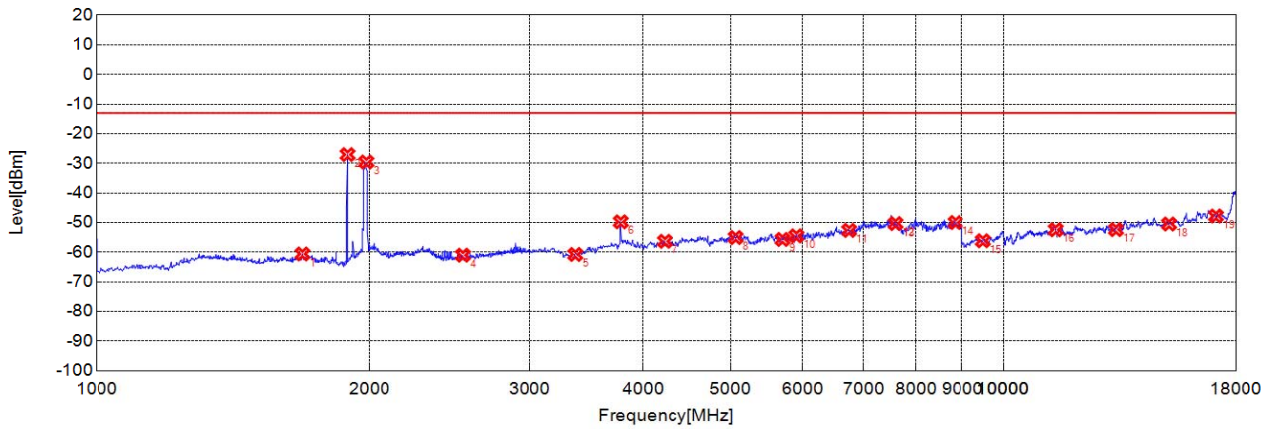
CA_2A-5A Mid 2A_20M 5A_10M 1RB 30M-1G V

Suspected List

NO.	Freq. [MHz]	Level [dBm]	Limit [dBm]	Margin [dB]	Factor [dB]	Path [dB]	Air [dB]	Angle [°]	EUT Pol.	Ant. Pol.
1	33.8840	-58.94	-13.00	45.94	-16.76	-39.59	22.83	95	Z	Vertical
2	71.7520	-68.05	-13.00	55.05	-18.59	-39.44	20.85	59	Z	Vertical
3	140.6910	-72.22	-13.00	59.22	-15.22	-38.59	23.37	196	Z	Vertical
4	309.6400	-71.91	-13.00	58.91	-11.83	-36.96	25.13	99	Z	Vertical
5	832.9930	-68.67	-13.00	55.67	-2.60	-34.14	31.54	131	Z	NA
6	879.6000	-41.64	-13.00	28.64	-1.61	-34.02	32.41	55	Z	NA



Test Graph



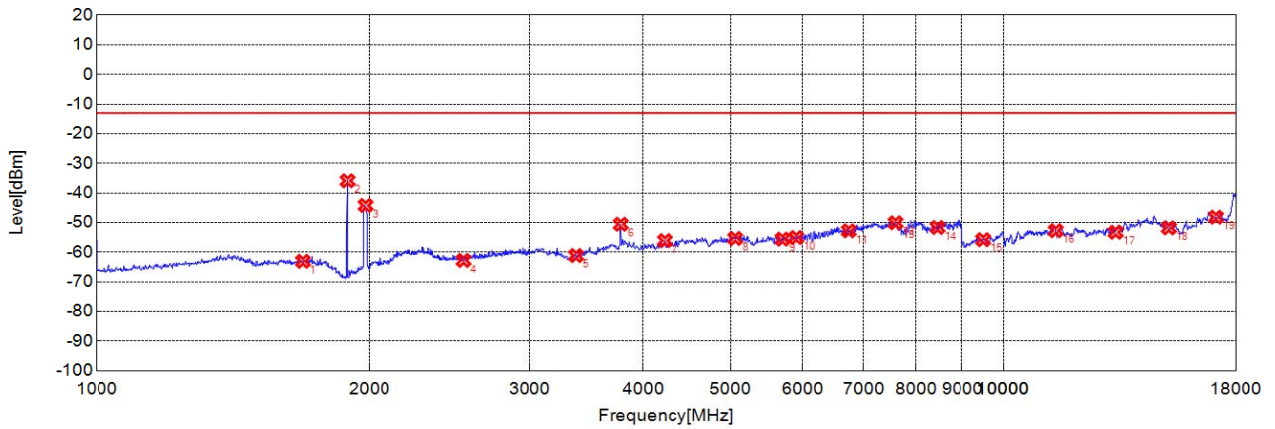
○ Final Test

CA_2A-5A High 2A_20M 5A_10M 1RB 1-18G H

Suspected List

NO.	Freq. [MHz]	Level [dBm]	Limit [dBm]	Margin [dB]	Factor [dB]	Path [dB]	Air [dB]	Angle [°]	EUT Pol.	Ant. Pol.
1	1686.6870	-60.6	-13.00	47.60	-8.58	-46.33	37.75	325	Z	Horizontal
2	1890.8910	-27.06	-13.00	14.06	-6.33	-46.73	40.40	288	Z	NA
3	1982.9830	-29.55	-13.00	16.55	-4.52	-46.32	41.80	27	Z	NA
4	2535.5360	-61.01	-13.00	48.01	-10.67	-47.44	36.77	165	Z	Horizontal
5	3372.3720	-60.76	-13.00	47.76	-9.58	-47.80	38.22	188	Z	Horizontal
6	3780.7810	-49.76	-13.00	36.76	-7.19	-46.60	39.41	274	Z	Horizontal
7	4225.2250	-56.33	-13.00	43.33	-6.89	-46.61	39.72	310	Z	Horizontal
8	5066.0660	-55.04	-13.00	42.04	-2.36	-43.85	41.49	47	Z	Horizontal
9	5702.7030	-55.7	-13.00	42.70	-1.89	-42.74	40.85	186	Z	Horizontal
10	5906.9070	-54.49	-13.00	41.49	-1.32	-42.63	41.31	296	Z	Horizontal
11	6753.7540	-52.65	-13.00	39.65	1.90	-40.97	42.87	156	Z	Horizontal
12	7594.5950	-50.34	-13.00	37.34	7.27	-37.84	45.11	164	Z	Horizontal
13	7606.6070	-50.54	-13.00	37.54	7.24	-37.81	45.05	288	Z	Horizontal
14	8843.8440	-49.98	-13.00	36.98	7.81	-38.94	46.75	248	Z	Horizontal
15	9495.4950	-56.14	-13.00	43.14	10.77	-37.44	48.21	300	Z	Horizontal
16	11405.4050	-52.42	-13.00	39.42	15.96	-33.51	49.47	50	Z	Horizontal
17	13306.3060	-52.37	-13.00	39.37	20.57	-29.02	49.59	346	Z	Horizontal
18	15207.2070	-50.49	-13.00	37.49	21.05	-29.35	50.40	196	Z	Horizontal
19	17108.1080	-47.8	-13.00	34.80	23.93	-27.49	51.42	209	Z	Horizontal

Test Graph



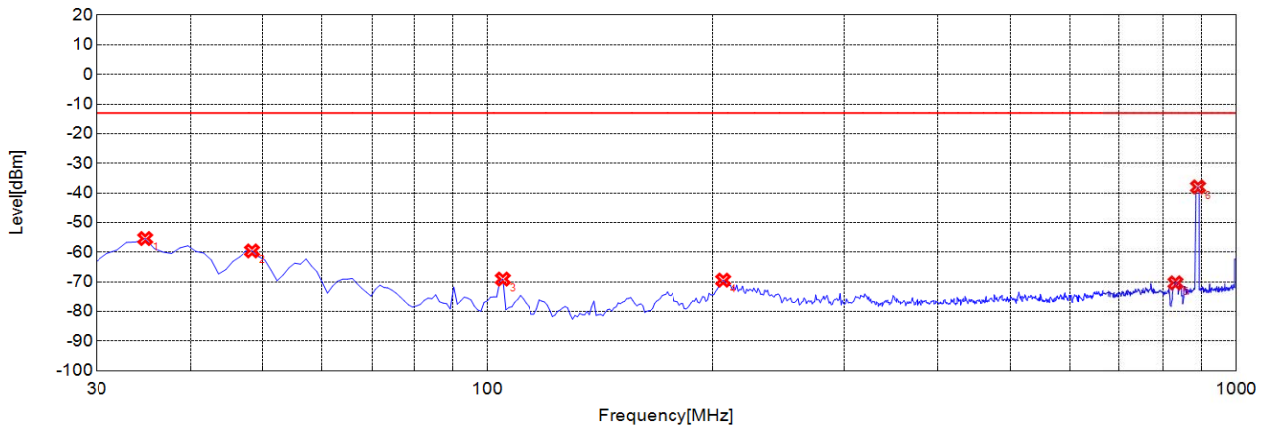
○ Final Test

CA_2A-5A High 2A_20M 5A_10M 1RB 1-18G V

Suspected List

NO.	Freq. [MHz]	Level [dBm]	Limit [dBm]	Margin [dB]	Factor [dB]	Path [dB]	Air [dB]	Angle [°]	EUT Pol.	Ant. Pol.
1	1688.6890	-63.07	-13.00	50.07	-9.51	-46.33	36.82	161	Z	Vertical
2	1890.8910	-35.9	-13.00	22.90	-11.12	-46.73	35.61	250	Z	NA
3	1978.9790	-44.24	-13.00	31.24	-10.23	-46.34	36.11	210	Z	NA
4	2539.5400	-62.78	-13.00	49.78	-10.84	-47.48	36.64	30	Z	Vertical
5	3378.3780	-61.14	-13.00	48.14	-10.18	-47.74	37.56	261	Z	Vertical
6	3780.7810	-50.57	-13.00	37.57	-7.54	-46.60	39.06	31	Z	Vertical
7	4225.2250	-56.09	-13.00	43.09	-7.10	-46.61	39.51	110	Z	Vertical
8	5060.0600	-55.34	-13.00	42.34	-2.52	-43.86	41.34	160	Z	Vertical
9	5702.7030	-55.59	-13.00	42.59	-2.06	-42.74	40.68	125	Z	Vertical
10	5906.9070	-55.04	-13.00	42.04	-1.29	-42.63	41.34	223	Z	Vertical
11	6747.7480	-52.8	-13.00	39.80	2.03	-40.97	43.00	350	Z	Vertical
12	7594.5950	-50.07	-13.00	37.07	7.36	-37.84	45.20	42	Z	Vertical
13	7606.6070	-51.23	-13.00	38.23	7.35	-37.81	45.16	139	Z	Vertical
14	8447.4470	-51.66	-13.00	38.66	6.83	-38.08	44.91	164	Z	Vertical
15	9504.5050	-55.78	-13.00	42.78	11.05	-37.36	48.41	169	Z	Vertical
16	11405.4050	-52.73	-13.00	39.73	15.83	-33.51	49.34	354	Z	Vertical
17	13297.2970	-53.27	-13.00	40.27	19.98	-29.20	49.18	57	Z	Vertical
18	15198.1980	-51.79	-13.00	38.79	19.95	-29.15	49.10	51	Z	Vertical
19	17108.1080	-48.19	-13.00	35.19	23.11	-27.49	50.60	41	Z	Vertical

Test Graph

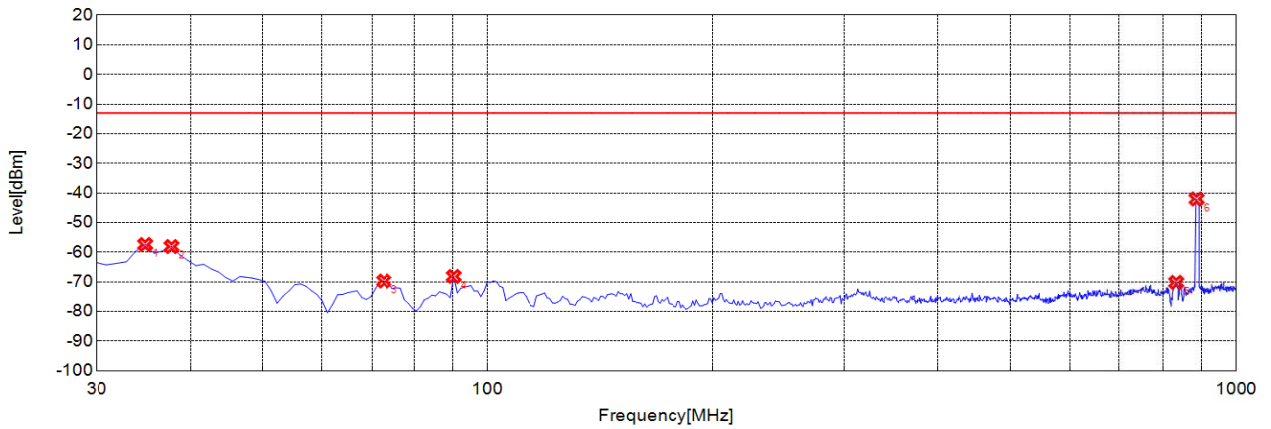


CA_2A-5A High 2A_20M 5A_10M 1RB 30M-1G H

Suspected List

NO.	Freq. [MHz]	Level [dBm]	Limit [dBm]	Margin [dB]	Factor [dB]	Path [dB]	Air [dB]	Angle [°]	EUT Pol.	Ant. Pol.
1	34.8550	-55.39	-13.00	42.39	-9.37	-39.58	30.21	75	Z	Horizontal
2	48.4480	-59.57	-13.00	46.57	-7.02	-39.47	32.45	193	Z	Horizontal
3	104.7650	-69.07	-13.00	56.07	-17.53	-38.70	21.17	87	Z	Horizontal
4	206.7170	-69.44	-13.00	56.44	-14.34	-37.66	23.32	162	Z	Horizontal
5	831.0510	-70.35	-13.00	57.35	-2.76	-34.15	31.39	165	Z	NA
6	890.2800	-37.98	-13.00	24.98	-2.01	-33.99	31.98	185	Z	NA

Test Graph

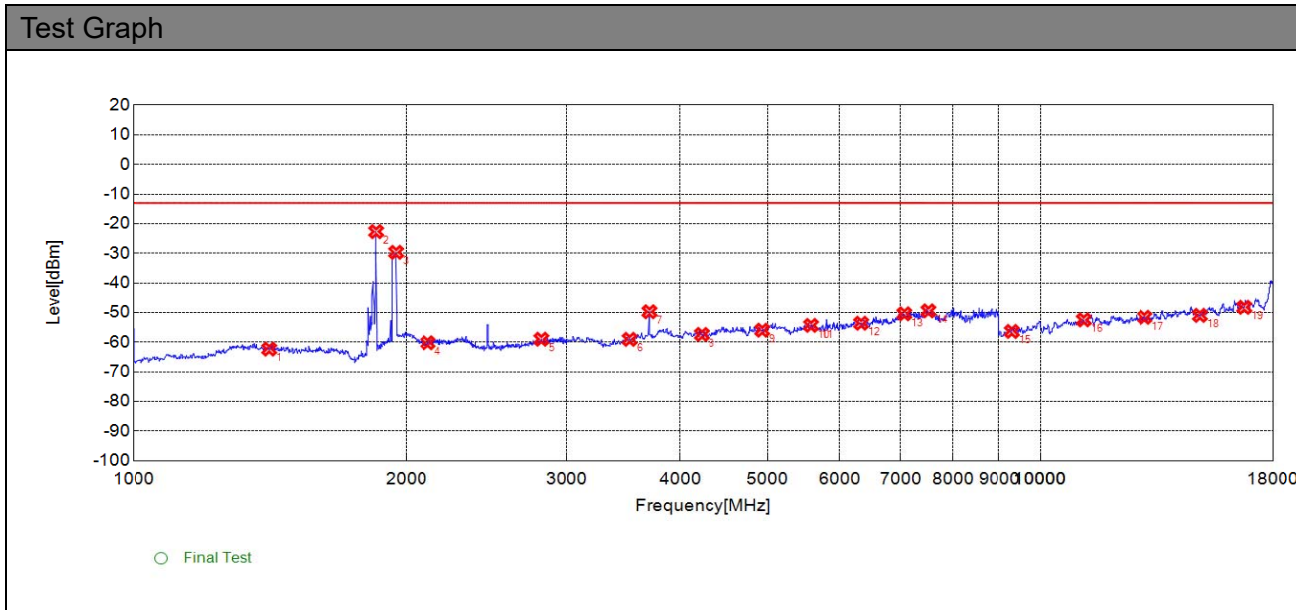


CA_2A-5A High 2A_20M 5A_10M 1RB 30M-1G V

Suspected List										
NO.	Freq. [MHz]	Level [dBm]	Limit [dBm]	Margin [dB]	Factor [dB]	Path [dB]	Air [dB]	Angle [°]	EUT Pol.	Ant. Pol.
1	34.8550	-57.41	-13.00	44.41	-16.68	-39.58	22.90	354	Z	Vertical
2	37.7680	-58.08	-13.00	45.08	-16.48	-39.56	23.08	283	Z	Vertical
3	72.7230	-69.73	-13.00	56.73	-18.79	-39.40	20.61	50	Z	Vertical
4	90.2000	-68.17	-13.00	55.17	-16.50	-38.71	22.21	220	Z	Vertical
5	832.9930	-70.19	-13.00	57.19	-2.60	-34.14	31.54	316	Z	NA
6	886.3960	-42.04	-13.00	29.04	-1.32	-34.00	32.68	48	Z	NA



2A_12A



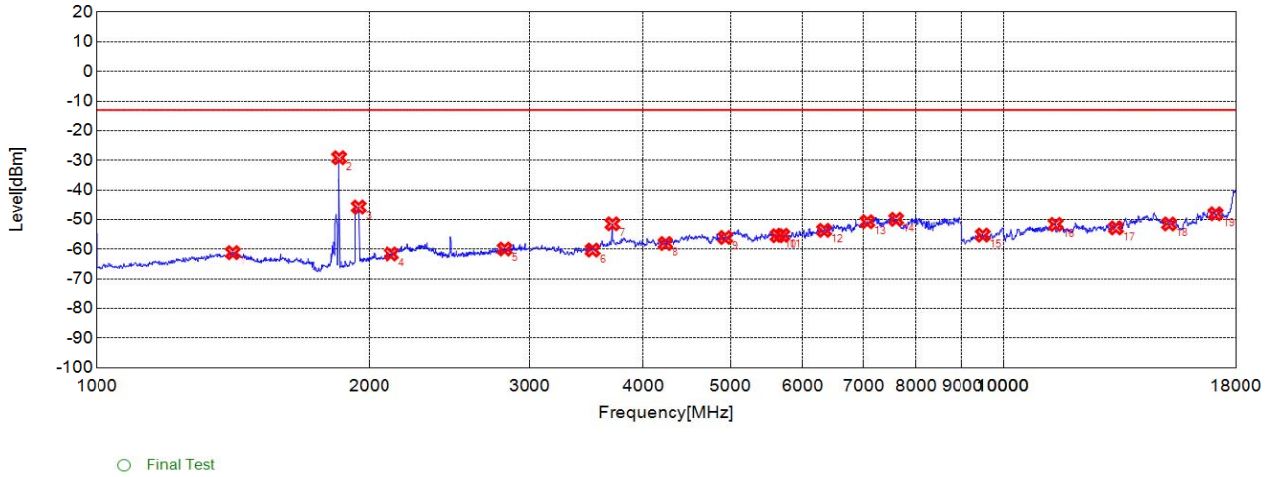
CA_2A-12A Low 2A_20M 12A_10M 1RB 1-18G H

Suspected List

NO.	Freq. [MHz]	Level [dBm]	Limit [dBm]	Margin [dB]	Factor [dB]	Path [dB]	Air [dB]	Angle [°]	EUT Pol.	Ant. Pol.
1	1408.4080	-62.34	-13.00	49.34	-8.55	-45.36	36.81	16	Z	Horizontal
2	1850.8510	-22.68	-13.00	9.68	-7.29	-46.66	39.37	330	Z	NA
3	1946.9470	-29.67	-13.00	16.67	-5.16	-46.45	41.29	40	Z	NA
4	2113.1130	-60.19	-13.00	47.19	-8.35	-47.18	38.83	76	Z	Horizontal
5	2813.8140	-59	-13.00	46.00	-9.33	-47.83	38.50	43	Z	Horizontal
6	3522.5230	-59.04	-13.00	46.04	-8.56	-47.65	39.09	291	Z	Horizontal
7	3702.7030	-49.72	-13.00	36.72	-7.52	-46.66	39.14	207	Z	Horizontal
8	4225.2250	-57.38	-13.00	44.38	-6.89	-46.61	39.72	344	Z	Horizontal
9	4933.9340	-55.95	-13.00	42.95	-3.41	-44.57	41.16	63	Z	Horizontal
10	5582.5830	-54.32	-13.00	41.32	-2.23	-43.02	40.79	101	Z	Horizontal
11	5630.6310	-54.47	-13.00	41.47	-2.12	-42.94	40.82	33	Z	Horizontal
12	6339.3390	-53.6	-13.00	40.60	-0.25	-42.46	42.21	90	Z	Horizontal
13	7072.0720	-50.42	-13.00	37.42	4.77	-39.86	44.63	343	Z	Horizontal
14	7516.5170	-49.42	-13.00	36.42	7.80	-38.22	46.02	158	Z	Horizontal
15	9306.3060	-56.37	-13.00	43.37	11.47	-37.26	48.73	270	Z	Horizontal
16	11153.1530	-52.46	-13.00	39.46	13.91	-34.77	48.68	349	Z	Horizontal
17	13018.0180	-51.6	-13.00	38.60	20.32	-29.83	50.15	305	Z	Horizontal
18	14972.9730	-50.96	-13.00	37.96	20.22	-29.60	49.82	68	Z	Horizontal
19	16738.7390	-48.22	-13.00	35.22	23.01	-28.68	51.69	245	Z	Horizontal



Test Graph



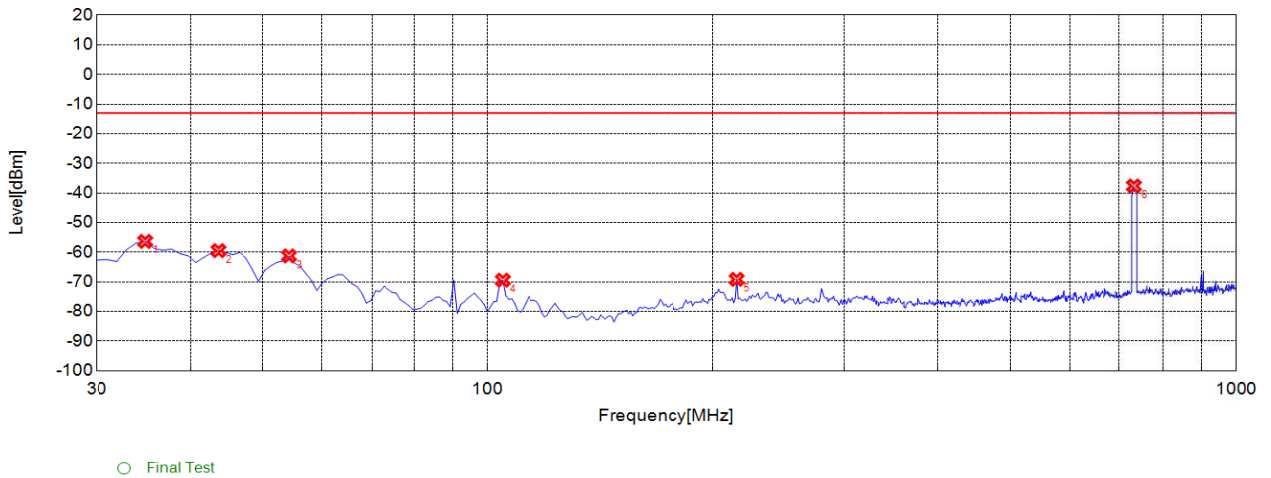
CA_2A-12A Low 2A_20M 12A_10M 1RB 1-18G V

Suspected List

NO.	Freq. [MHz]	Level [dBm]	Limit [dBm]	Margin [dB]	Factor [dB]	Path [dB]	Air [dB]	Angle [°]	EUT Pol.	Ant. Pol.
1	1410.4100	-61.17	-13.00	48.17	-8.25	-45.36	37.11	298	Z	Vertical
2	1850.8510	-29.13	-13.00	16.13	-10.41	-46.66	36.25	201	Z	NA
3	1944.9450	-45.77	-13.00	32.77	-10.63	-46.46	35.83	318	Z	NA
4	2115.1150	-61.61	-13.00	48.61	-9.85	-47.15	37.30	208	Z	Vertical
5	2815.8160	-59.95	-13.00	46.95	-9.64	-47.81	38.17	244	Z	Vertical
6	3522.5230	-60.29	-13.00	47.29	-9.05	-47.65	38.60	1	Z	Vertical
7	3702.7030	-51.44	-13.00	38.44	-7.59	-46.66	39.07	350	Z	Vertical
8	4231.2310	-58.08	-13.00	45.08	-7.16	-46.68	39.52	204	Z	Vertical
9	4933.9340	-56.05	-13.00	43.05	-3.89	-44.57	40.68	27	Z	Vertical
10	5630.6310	-55.46	-13.00	42.46	-2.49	-42.94	40.45	146	Z	Vertical
11	5702.7030	-55.28	-13.00	42.28	-2.06	-42.74	40.68	116	Z	Vertical
12	6339.3390	-53.64	-13.00	40.64	-0.11	-42.46	42.35	126	Z	Vertical
13	7072.0720	-50.73	-13.00	37.73	4.77	-39.86	44.63	243	Z	Vertical
14	7606.6070	-49.93	-13.00	36.93	7.35	-37.81	45.16	325	Z	Vertical
15	9495.4950	-55.23	-13.00	42.23	10.99	-37.44	48.43	191	Z	Vertical
16	11405.4050	-51.63	-13.00	38.63	15.83	-33.51	49.34	320	Z	Vertical
17	13306.3060	-52.81	-13.00	39.81	20.19	-29.02	49.21	161	Z	Vertical
18	15207.2070	-51.49	-13.00	38.49	19.74	-29.35	49.09	305	Z	Vertical
19	17090.0900	-48.06	-13.00	35.06	23.24	-27.42	50.66	98	Z	Vertical



Test Graph

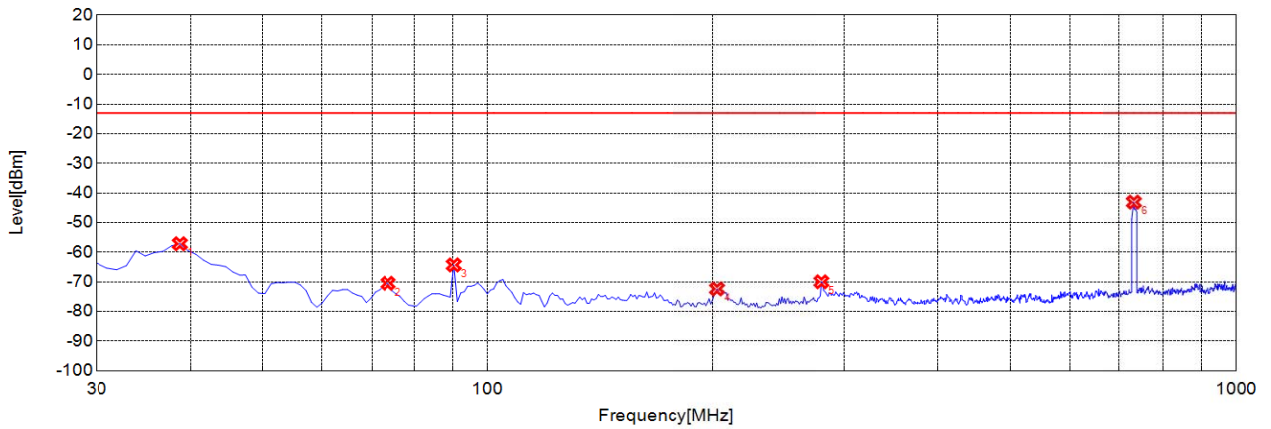


CA_2A-12A Low 2A_20M 12A_10M 1RB 30M-1G H

Suspected List

NO.	Freq. [MHz]	Level [dBm]	Limit [dBm]	Margin [dB]	Factor [dB]	Path [dB]	Air [dB]	Angle [°]	EUT Pol.	Ant. Pol.
1	34.8550	-56.35	-13.00	43.35	-9.37	-39.58	30.21	32	Z	Horizontal
2	43.5940	-59.46	-13.00	46.46	-7.04	-39.51	32.47	110	Z	Horizontal
3	54.2740	-61.25	-13.00	48.25	-8.69	-39.47	30.78	167	Z	Horizontal
4	104.7650	-69.44	-13.00	56.44	-17.53	-38.70	21.17	266	Z	Horizontal
5	215.4550	-69.16	-13.00	56.16	-13.08	-37.56	24.48	285	Z	Horizontal
6	732.0120	-37.65	-13.00	24.65	-3.43	-34.26	30.83	172	Z	NA

Test Graph



○ Final Test

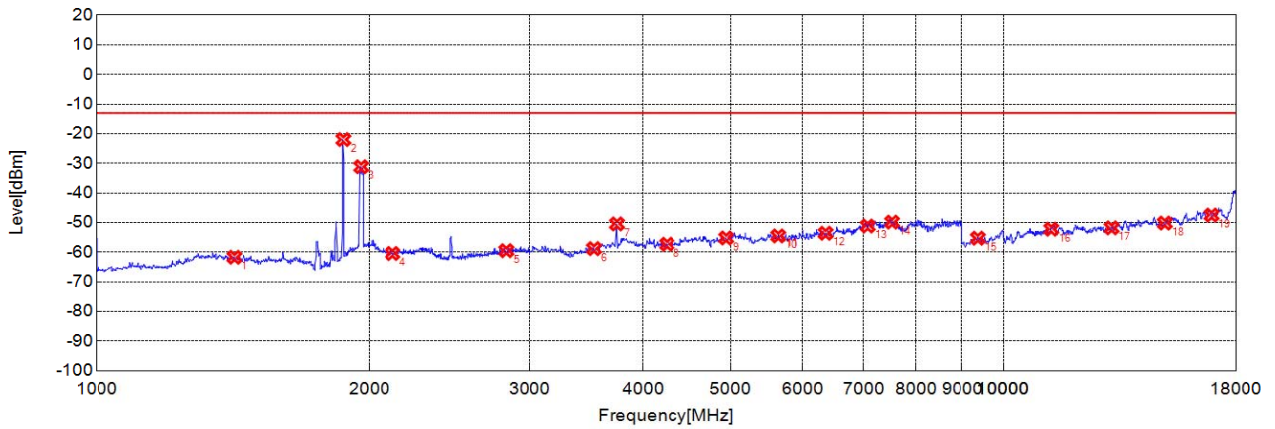
CA_2A-12A Low 2A_20M 12A_10M 1RB 30M-1G V

Suspected List

NO.	Freq. [MHz]	Level [dBm]	Limit [dBm]	Margin [dB]	Factor [dB]	Path [dB]	Air [dB]	Angle [°]	EUT Pol.	Ant. Pol.
1	38.7390	-57.15	-13.00	44.15	-16.41	-39.55	23.14	259	Z	Vertical
2	73.6940	-70.49	-13.00	57.49	-18.99	-39.36	20.37	1	Z	Vertical
3	90.2000	-64.3	-13.00	51.30	-16.50	-38.71	22.21	193	Z	Vertical
4	202.8330	-72.4	-13.00	59.40	-16.29	-37.76	21.47	258	Z	Vertical
5	279.5400	-69.99	-13.00	56.99	-12.54	-37.04	24.50	19	Z	Vertical
6	732.0120	-43.11	-13.00	30.11	-3.41	-34.26	30.85	355	Z	NA



Test Graph



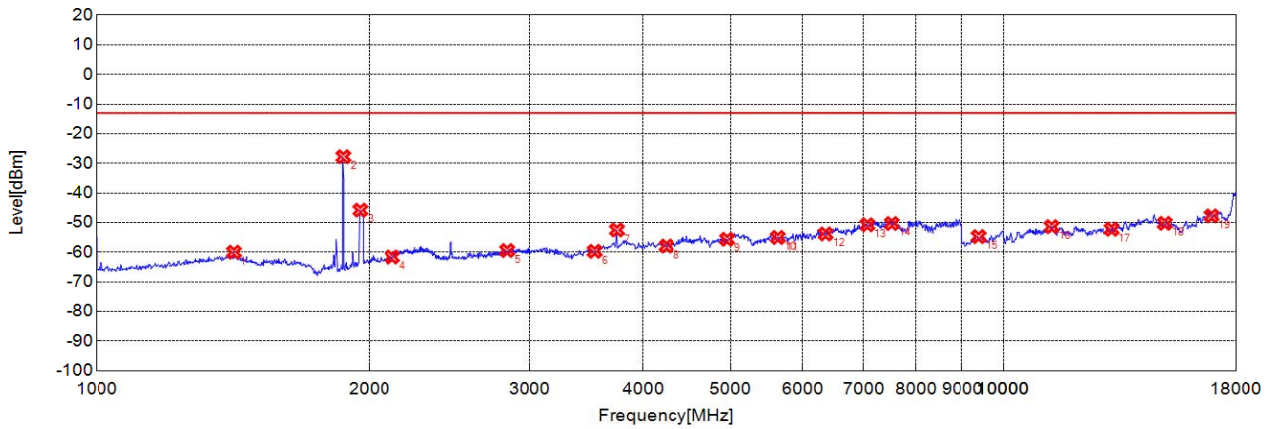
○ Final Test

CA_2A-12A Mid 2A_20M 12A_10M 1RB 1-18G H

Suspected List

NO.	Freq. [MHz]	Level [dBm]	Limit [dBm]	Margin [dB]	Factor [dB]	Path [dB]	Air [dB]	Angle [°]	EUT Pol.	Ant. Pol.
1	1416.4160	-61.71	-13.00	48.71	-8.62	-45.37	36.75	124	Z	Horizontal
2	1870.8710	-21.98	-13.00	8.98	-6.81	-46.69	39.88	72	Z	NA
3	1956.9570	-31.16	-13.00	18.16	-4.98	-46.41	41.43	56	Z	NA
4	2123.1230	-60.42	-13.00	47.42	-8.19	-47.05	38.86	167	Z	Horizontal
5	2827.8280	-59.49	-13.00	46.49	-9.16	-47.70	38.54	290	Z	Horizontal
6	3534.5350	-58.8	-13.00	45.80	-8.68	-47.80	39.12	108	Z	Horizontal
7	3744.7450	-50.45	-13.00	37.45	-8.25	-47.54	39.29	41	Z	Horizontal
8	4249.2490	-57.31	-13.00	44.31	-7.12	-46.90	39.78	82	Z	Horizontal
9	4945.9460	-55.2	-13.00	42.20	-3.61	-44.81	41.20	219	Z	Horizontal
10	5642.6430	-54.51	-13.00	41.51	-2.04	-42.86	40.82	263	Z	Horizontal
11	5654.6550	-53.77	-13.00	40.77	-1.98	-42.80	40.82	276	Z	Horizontal
12	6363.3630	-53.61	-13.00	40.61	-0.18	-42.41	42.23	56	Z	Horizontal
13	7078.0780	-51.16	-13.00	38.16	4.82	-39.84	44.66	99	Z	Horizontal
14	7528.5290	-49.84	-13.00	36.84	7.55	-38.33	45.88	163	Z	Horizontal
15	9378.3780	-55.27	-13.00	42.27	12.35	-36.62	48.97	135	Z	Horizontal
16	11279.2790	-52.24	-13.00	39.24	14.70	-34.15	48.85	255	Z	Horizontal
17	13162.1620	-51.79	-13.00	38.79	20.23	-29.49	49.72	229	Z	Horizontal
18	15045.0450	-50.17	-13.00	37.17	20.66	-29.19	49.85	46	Z	Horizontal
19	16918.9190	-47.47	-13.00	34.47	24.36	-27.94	52.30	206	Z	Horizontal

Test Graph



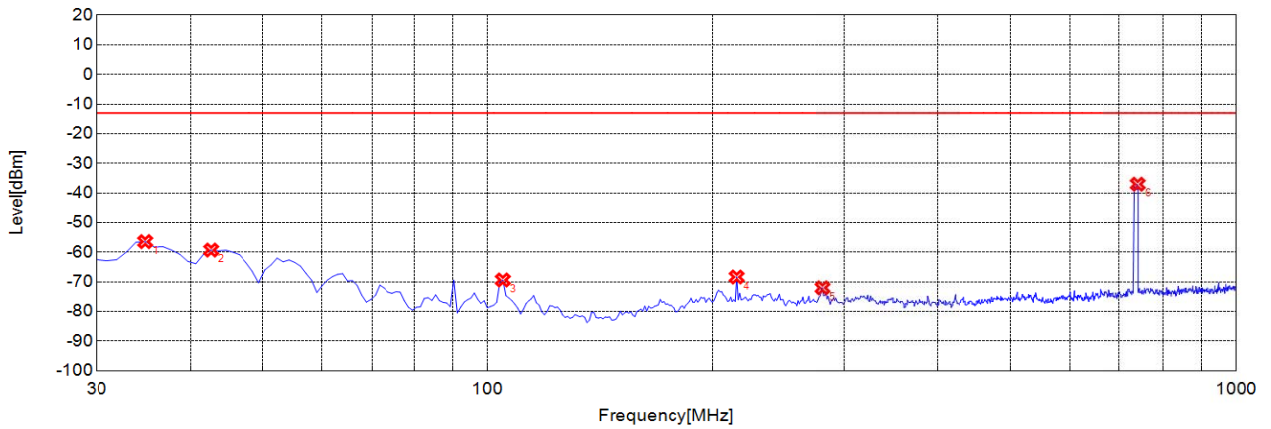
○ Final Test

CA_2A-12A Mid 2A_20M 12A_10M 1RB 1-18G V

Suspected List

NO.	Freq. [MHz]	Level [dBm]	Limit [dBm]	Margin [dB]	Factor [dB]	Path [dB]	Air [dB]	Angle [°]	EUT Pol.	Ant. Pol.
1	1414.4140	-59.99	-13.00	46.99	-8.34	-45.37	37.03	139	Z	Vertical
2	1870.8710	-27.78	-13.00	14.78	-10.76	-46.69	35.93	244	Z	NA
3	1952.9530	-45.81	-13.00	32.81	-10.53	-46.42	35.89	42	Z	NA
4	2121.1210	-61.64	-13.00	48.64	-9.62	-47.08	37.46	144	Z	Vertical
5	2833.8340	-59.43	-13.00	46.43	-9.41	-47.65	38.24	277	Z	Vertical
6	3540.5410	-59.71	-13.00	46.71	-9.25	-47.87	38.62	189	Z	Vertical
7	3744.7450	-52.5	-13.00	39.50	-8.47	-47.54	39.07	41	Z	Vertical
8	4243.2430	-57.92	-13.00	44.92	-7.30	-46.83	39.53	358	Z	Vertical
9	4957.9580	-55.65	-13.00	42.65	-4.01	-44.72	40.71	20	Z	Vertical
10	5636.6370	-55.02	-13.00	42.02	-2.43	-42.90	40.47	340	Z	Vertical
11	5660.6610	-55.19	-13.00	42.19	-2.26	-42.80	40.54	165	Z	Vertical
12	6363.3630	-53.86	-13.00	40.86	0.05	-42.41	42.46	325	Z	Vertical
13	7072.0720	-50.75	-13.00	37.75	4.77	-39.86	44.63	324	Z	Vertical
14	7522.5230	-50.32	-13.00	37.32	7.38	-38.27	45.65	356	Z	Vertical
15	9396.3960	-54.74	-13.00	41.74	12.66	-36.40	49.06	276	Z	Vertical
16	11288.2880	-51.38	-13.00	38.38	14.89	-33.99	48.88	10	Z	Vertical
17	13162.1620	-52.25	-13.00	39.25	19.65	-29.49	49.14	310	Z	Vertical
18	15045.0450	-50.27	-13.00	37.27	20.38	-29.19	49.57	344	Z	Vertical
19	16918.9190	-47.75	-13.00	34.75	23.77	-27.94	51.71	56	Z	Vertical

Test Graph



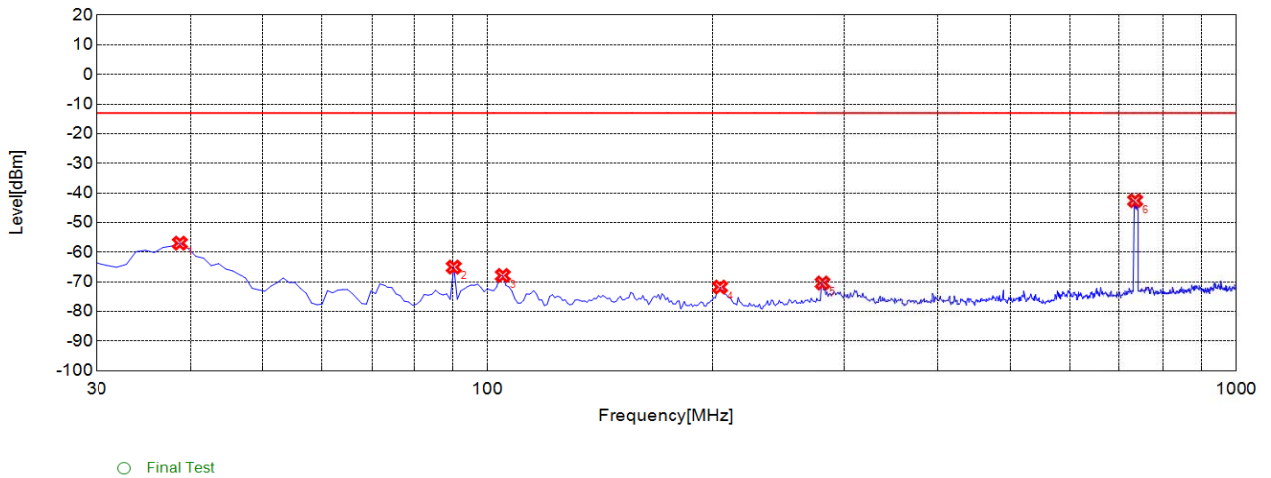
CA_2A-12A Mid 2A_20M 12A_10M 1RB 30M-1G H

Suspected List

NO.	Freq. [MHz]	Level [dBm]	Limit [dBm]	Margin [dB]	Factor [dB]	Path [dB]	Air [dB]	Angle [°]	EUT Pol.	Ant. Pol.
1	34.8550	-56.43	-13.00	43.43	-9.37	-39.58	30.21	69	Z	Horizontal
2	42.6230	-59.28	-13.00	46.28	-7.05	-39.52	32.47	276	Z	Horizontal
3	104.7650	-69.37	-13.00	56.37	-17.53	-38.70	21.17	35	Z	Horizontal
4	215.4550	-68.38	-13.00	55.38	-13.08	-37.56	24.48	22	Z	Horizontal
5	280.5110	-72.03	-13.00	59.03	-12.02	-37.03	25.01	15	Z	Horizontal
6	740.7510	-37.05	-13.00	24.05	-3.22	-34.23	31.01	327	Z	NA



Test Graph

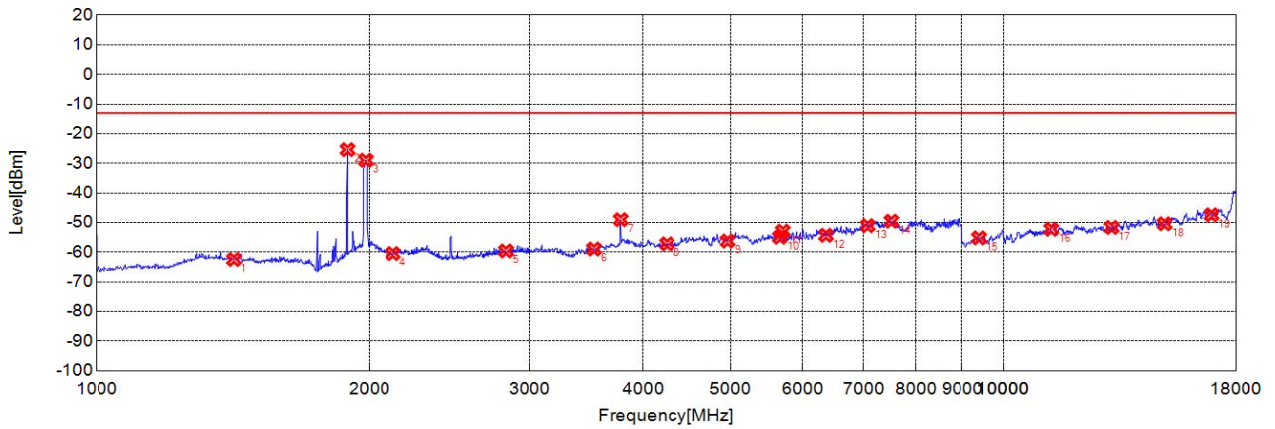


CA_2A-12A Mid 2A_20M 12A_10M 1RB 30M-1G V

Suspected List										
NO.	Freq. [MHz]	Level [dBm]	Limit [dBm]	Margin [dB]	Factor [dB]	Path [dB]	Air [dB]	Angle [°]	EUT Pol.	Ant. Pol.
1	38.7390	-56.96	-13.00	43.96	-16.41	-39.55	23.14	298	Z	Vertical
2	90.2000	-65.04	-13.00	52.04	-16.50	-38.71	22.21	268	Z	Vertical
3	104.7650	-67.86	-13.00	54.86	-14.20	-38.70	24.50	340	Z	Vertical
4	204.7750	-71.77	-13.00	58.77	-16.40	-37.71	21.31	134	Z	Vertical
5	280.5110	-70.4	-13.00	57.40	-12.48	-37.03	24.55	323	Z	Vertical
6	734.9250	-42.61	-13.00	29.61	-3.35	-34.25	30.90	313	Z	NA



Test Graph



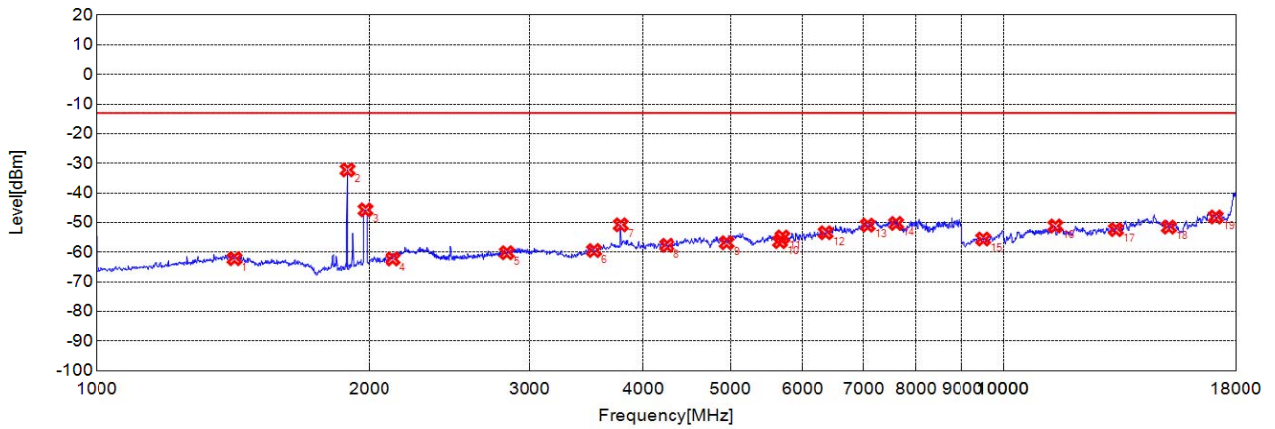
○ Final Test

CA_2A-12A High 2A_20M 12A_10M 1RB 1-18G H

Suspected List

NO.	Freq. [MHz]	Level [dBm]	Limit [dBm]	Margin [dB]	Factor [dB]	Path [dB]	Air [dB]	Angle [°]	EUT Pol.	Ant. Pol.
1	1414.4140	-62.47	-13.00	49.47	-8.60	-45.37	36.77	349	Z	Horizontal
2	1890.8910	-25.39	-13.00	12.39	-6.33	-46.73	40.40	337	Z	NA
3	1980.9810	-28.96	-13.00	15.96	-4.56	-46.33	41.77	37	Z	NA
4	2125.1250	-60.47	-13.00	47.47	-8.16	-47.03	38.87	237	Z	Horizontal
5	2825.8260	-59.59	-13.00	46.59	-9.19	-47.72	38.53	233	Z	Horizontal
6	3534.5350	-58.93	-13.00	45.93	-8.68	-47.80	39.12	353	Z	Horizontal
7	3780.7810	-49.04	-13.00	36.04	-7.19	-46.60	39.41	275	Z	Horizontal
8	4249.2490	-57.2	-13.00	44.20	-7.12	-46.90	39.78	326	Z	Horizontal
9	4963.9640	-56.25	-13.00	43.25	-3.34	-44.59	41.25	310	Z	Horizontal
10	5666.6670	-54.95	-13.00	41.95	-1.97	-42.79	40.82	260	Z	Horizontal
11	5708.7090	-52.88	-13.00	39.88	-1.86	-42.74	40.88	103	Z	Horizontal
12	6369.3690	-54.31	-13.00	41.31	-0.12	-42.36	42.24	92	Z	Horizontal
13	7078.0780	-51.06	-13.00	38.06	4.82	-39.84	44.66	68	Z	Horizontal
14	7516.5170	-49.54	-13.00	36.54	7.80	-38.22	46.02	243	Z	Horizontal
15	9405.4050	-55.19	-13.00	42.19	12.51	-36.48	48.99	70	Z	Horizontal
16	11279.2790	-52.25	-13.00	39.25	14.70	-34.15	48.85	269	Z	Horizontal
17	13162.1620	-51.65	-13.00	38.65	20.23	-29.49	49.72	150	Z	Horizontal
18	15036.0360	-50.41	-13.00	37.41	20.50	-29.34	49.84	199	Z	Horizontal
19	16918.9190	-47.4	-13.00	34.40	24.36	-27.94	52.30	20	Z	Horizontal

Test Graph



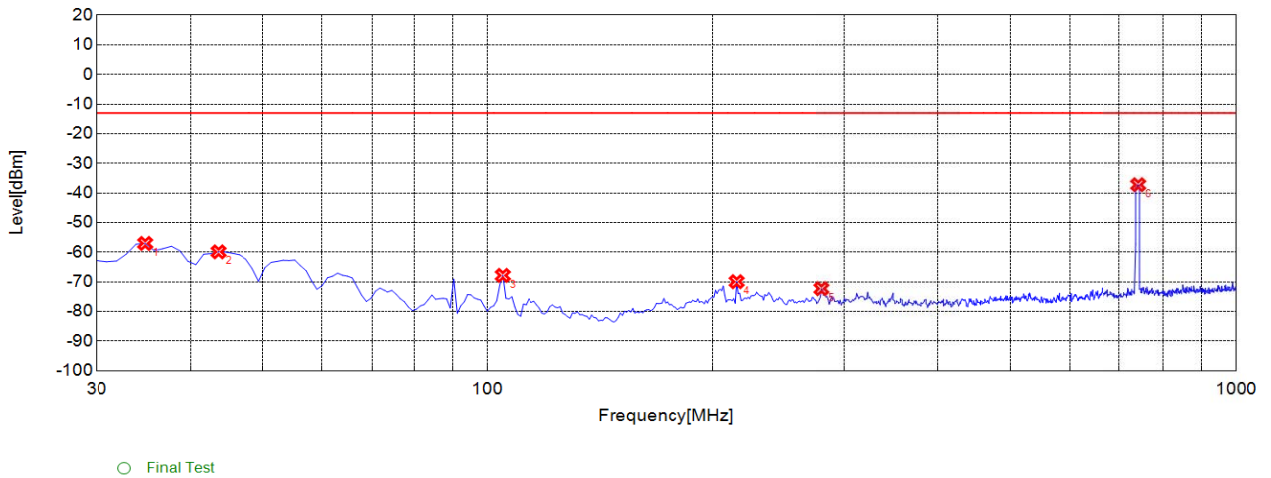
○ Final Test

CA_2A-12A High 2A_20M 12A_10M 1RB 1-18G V

Suspected List

NO.	Freq. [MHz]	Level [dBm]	Limit [dBm]	Margin [dB]	Factor [dB]	Path [dB]	Air [dB]	Angle [°]	EUT Pol.	Ant. Pol.
1	1416.4160	-62.19	-13.00	49.19	-8.38	-45.37	36.99	293	Z	Vertical
2	1890.8910	-32.22	-13.00	19.22	-11.12	-46.73	35.61	323	Z	NA
3	1978.9790	-45.72	-13.00	32.72	-10.23	-46.34	36.11	200	Z	NA
4	2125.1250	-62.28	-13.00	49.28	-9.46	-47.03	37.57	13	Z	Vertical
5	2831.8320	-60.18	-13.00	47.18	-9.44	-47.67	38.23	204	Z	Vertical
6	3534.5350	-59.44	-13.00	46.44	-9.19	-47.80	38.61	104	Z	Vertical
7	3780.7810	-50.77	-13.00	37.77	-7.54	-46.60	39.06	210	Z	Vertical
8	4249.2490	-57.68	-13.00	44.68	-7.36	-46.90	39.54	164	Z	Vertical
9	4951.9520	-56.81	-13.00	43.81	-4.15	-44.85	40.70	141	Z	Vertical
10	5666.6670	-56.43	-13.00	43.43	-2.23	-42.79	40.56	58	Z	Vertical
11	5702.7030	-54.88	-13.00	41.88	-2.06	-42.74	40.68	173	Z	Vertical
12	6363.3630	-53.44	-13.00	40.44	0.05	-42.41	42.46	106	Z	Vertical
13	7078.0780	-50.87	-13.00	37.87	4.84	-39.84	44.68	301	Z	Vertical
14	7606.6070	-50.31	-13.00	37.31	7.35	-37.81	45.16	180	Z	Vertical
15	9504.5050	-55.56	-13.00	42.56	11.05	-37.36	48.41	327	Z	Vertical
16	11396.3960	-51.17	-13.00	38.17	15.98	-33.33	49.31	65	Z	Vertical
17	13306.3060	-52.36	-13.00	39.36	20.19	-29.02	49.21	266	Z	Vertical
18	15198.1980	-51.54	-13.00	38.54	19.95	-29.15	49.10	167	Z	Vertical
19	17099.0990	-48.12	-13.00	35.12	23.21	-27.37	50.58	150	Z	Vertical

Test Graph

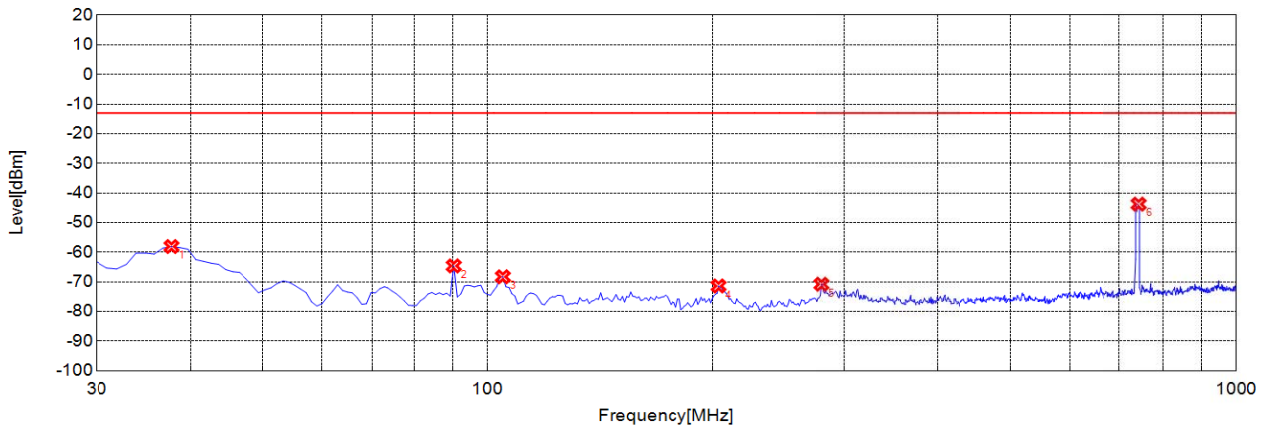


CA_2A-12A High 2A_20M 12A_10M 1RB 30M-1G H

Suspected List

NO.	Freq. [MHz]	Level [dBm]	Limit [dBm]	Margin [dB]	Factor [dB]	Path [dB]	Air [dB]	Angle [°]	EUT Pol.	Ant. Pol.
1	34.8550	-57.05	-13.00	44.05	-9.37	-39.58	30.21	153	Z	Horizontal
2	43.5940	-59.89	-13.00	46.89	-7.04	-39.51	32.47	316	Z	Horizontal
3	104.7650	-67.83	-13.00	54.83	-17.53	-38.70	21.17	252	Z	Horizontal
4	215.4550	-69.96	-13.00	56.96	-13.08	-37.56	24.48	284	Z	Horizontal
5	279.5400	-72.31	-13.00	59.31	-12.04	-37.04	25.00	46	Z	Horizontal
6	741.7220	-37.23	-13.00	24.23	-3.21	-34.23	31.02	318	Z	NA

Test Graph



○ Final Test

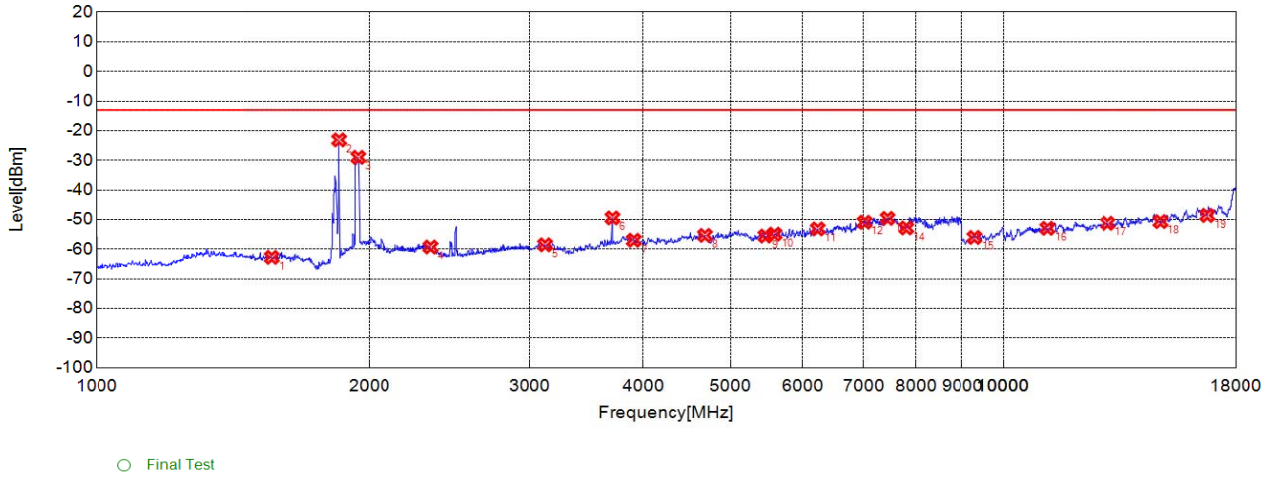
CA_2A-12A High 2A_20M 12A_10M 1RB 30M-1G V

Suspected List										
NO.	Freq. [MHz]	Level [dBm]	Limit [dBm]	Margin [dB]	Factor [dB]	Path [dB]	Air [dB]	Angle [°]	EUT Pol.	Ant. Pol.
1	37.7680	-58.09	-13.00	45.09	-16.48	-39.56	23.08	227	Z	Vertical
2	90.2000	-64.63	-13.00	51.63	-16.50	-38.71	22.21	171	Z	Vertical
3	104.7650	-68.3	-13.00	55.30	-14.20	-38.70	24.50	122	Z	Vertical
4	203.8040	-71.4	-13.00	58.40	-16.34	-37.73	21.39	112	Z	Vertical
5	279.5400	-70.81	-13.00	57.81	-12.54	-37.04	24.50	103	Z	Vertical
6	742.6930	-43.79	-13.00	30.79	-3.08	-34.23	31.15	201	Z	NA



2A_13A

Test Graph



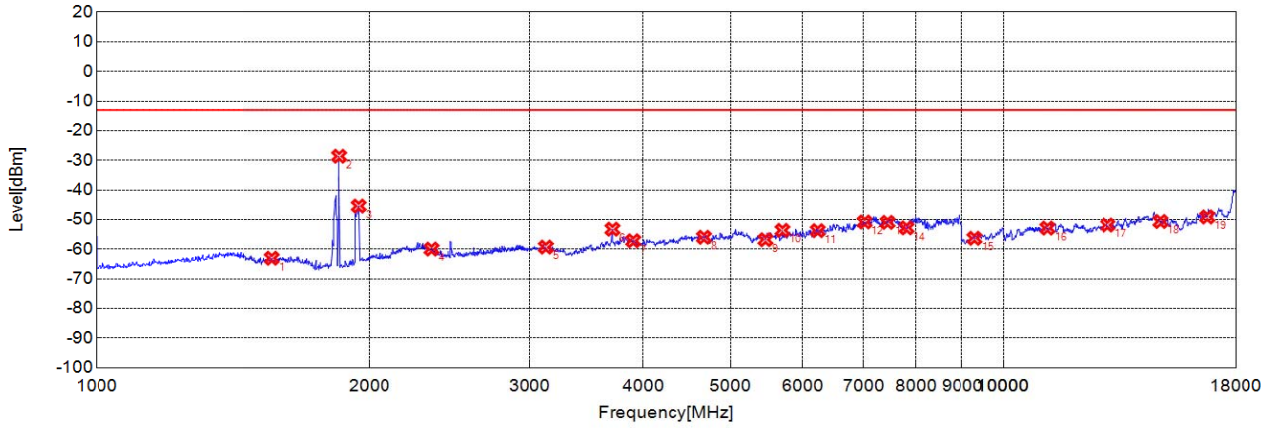
CA_2A-13A Low 2A_20M 13A_10M 1RB 1-18G H

Suspected List

NO.	Freq. [MHz]	Level [dBm]	Limit [dBm]	Margin [dB]	Factor [dB]	Path [dB]	Air [dB]	Angle [°]	EUT Pol.	Ant. Pol.
1	1560.5610	-62.76	-13.00	49.76	-9.29	-45.71	36.42	224	Z	Horizontal
2	1850.8510	-23.11	-13.00	10.11	-7.29	-46.66	39.37	162	Z	NA
3	1942.9430	-29	-13.00	16.00	-5.23	-46.47	41.24	81	Z	NA
4	2337.3370	-59.27	-13.00	46.27	-7.95	-46.49	38.54	153	Z	Horizontal
5	3126.1260	-58.53	-13.00	45.53	-8.43	-47.48	39.05	188	Z	Horizontal
6	3702.7030	-49.45	-13.00	36.45	-7.52	-46.66	39.14	296	Z	Horizontal
7	3906.9070	-56.99	-13.00	43.99	-7.00	-46.81	39.81	348	Z	Horizontal
8	4687.6880	-55.34	-13.00	42.34	-3.98	-44.80	40.82	125	Z	Horizontal
9	5462.4620	-55.57	-13.00	42.57	-2.15	-42.93	40.78	188	Z	Horizontal
10	5588.5890	-54.92	-13.00	41.92	-2.26	-43.06	40.80	111	Z	Horizontal
11	6237.2370	-53.16	-13.00	40.16	-0.14	-41.95	41.81	109	Z	Horizontal
12	7024.0240	-50.91	-13.00	37.91	4.49	-39.87	44.36	22	Z	Horizontal
13	7444.4440	-49.6	-13.00	36.60	6.95	-38.84	45.79	176	Z	Horizontal
14	7804.8050	-52.83	-13.00	39.83	6.42	-38.20	44.62	281	Z	Horizontal
15	9297.2970	-56.04	-13.00	43.04	11.40	-37.29	48.69	218	Z	Horizontal
16	11171.1710	-52.94	-13.00	39.94	13.79	-34.83	48.62	71	Z	Horizontal
17	13018.0180	-51.26	-13.00	38.26	20.32	-29.83	50.15	60	Z	Horizontal
18	14882.8830	-50.68	-13.00	37.68	20.18	-29.66	49.84	251	Z	Horizontal
19	16738.7390	-48.6	-13.00	35.60	23.01	-28.68	51.69	284	Z	Horizontal



Test Graph



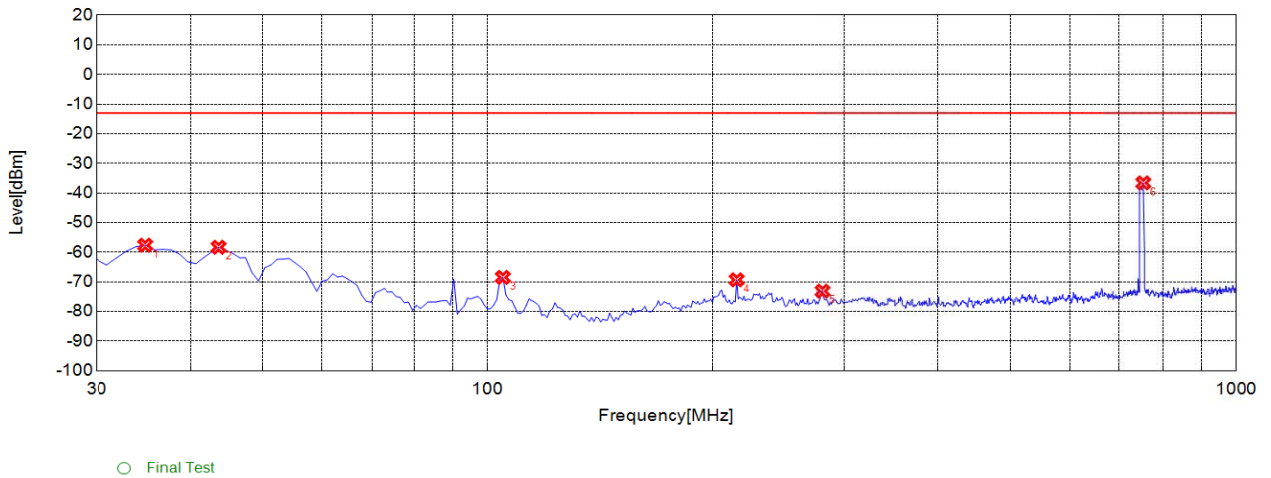
○ Final Test

CA_2A-13A Low 2A_20M 13A_10M 1RB 1-18G V

Suspected List

NO.	Freq. [MHz]	Level [dBm]	Limit [dBm]	Margin [dB]	Factor [dB]	Path [dB]	Air [dB]	Angle [°]	EUT Pol.	Ant. Pol.
1	1560.5610	-63.05	-13.00	50.05	-10.04	-45.71	35.67	225	Z	Vertical
2	1850.8510	-28.63	-13.00	15.63	-10.41	-46.66	36.25	67	Z	NA
3	1944.9450	-45.45	-13.00	32.45	-10.63	-46.46	35.83	226	Z	NA
4	2343.3430	-59.96	-13.00	46.96	-8.32	-46.52	38.20	163	Z	Vertical
5	3132.1320	-59.3	-13.00	46.30	-8.97	-47.57	38.60	318	Z	Vertical
6	3702.7030	-53.25	-13.00	40.25	-7.59	-46.66	39.07	101	Z	Vertical
7	3900.9010	-57.15	-13.00	44.15	-7.37	-46.73	39.36	152	Z	Vertical
8	4675.6760	-55.97	-13.00	42.97	-4.34	-44.88	40.54	174	Z	Vertical
9	5462.4620	-56.8	-13.00	43.80	-2.45	-42.93	40.48	121	Z	Vertical
10	5702.7030	-53.63	-13.00	40.63	-2.06	-42.74	40.68	202	Z	Vertical
11	6237.2370	-53.74	-13.00	40.74	-0.34	-41.95	41.61	12	Z	Vertical
12	7024.0240	-50.82	-13.00	37.82	4.33	-39.87	44.20	85	Z	Vertical
13	7444.4440	-50.95	-13.00	37.95	6.63	-38.84	45.47	71	Z	Vertical
14	7810.8110	-52.79	-13.00	39.79	6.43	-38.11	44.54	180	Z	Vertical
15	9297.2970	-56.32	-13.00	43.32	11.28	-37.29	48.57	262	Z	Vertical
16	11171.1710	-52.87	-13.00	39.87	13.97	-34.83	48.80	129	Z	Vertical
17	13018.0180	-51.86	-13.00	38.86	19.55	-29.83	49.38	112	Z	Vertical
18	14882.8830	-50.64	-13.00	37.64	20.29	-29.66	49.95	276	Z	Vertical
19	16738.7390	-49.13	-13.00	36.13	22.19	-28.68	50.87	72	Z	Vertical

Test Graph

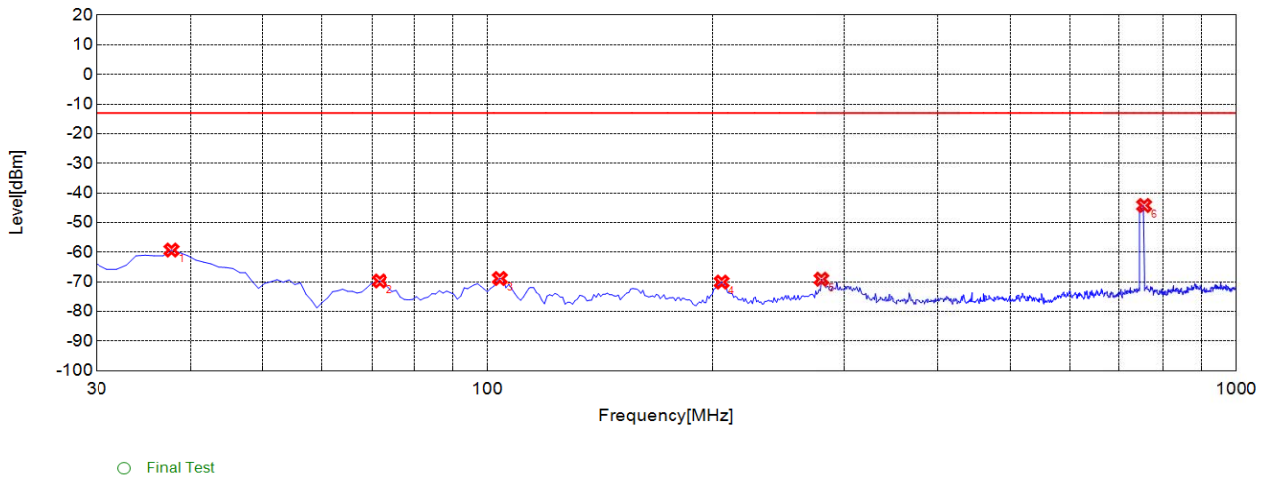


CA_2A-13A Low 2A_20M 13A_10M 1RB 30M-1G H

Suspected List

NO.	Freq. [MHz]	Level [dBm]	Limit [dBm]	Margin [dB]	Factor [dB]	Path [dB]	Air [dB]	Angle [°]	EUT Pol.	Ant. Pol.
1	34.8550	-57.63	-13.00	44.63	-9.37	-39.58	30.21	41	Z	Horizontal
2	43.5940	-58.32	-13.00	45.32	-7.04	-39.51	32.47	37	Z	Horizontal
3	104.7650	-68.5	-13.00	55.50	-17.53	-38.70	21.17	312	Z	Horizontal
4	215.4550	-69.32	-13.00	56.32	-13.08	-37.56	24.48	321	Z	Horizontal
5	280.5110	-73.15	-13.00	60.15	-12.02	-37.03	25.01	345	Z	Horizontal
6	753.3730	-36.62	-13.00	23.62	-2.83	-34.20	31.37	139	Z	NA

Test Graph



CA_2A-13A Low 2A_20M 13A_10M 1RB 30M-1G V

Suspected List										
NO.	Freq. [MHz]	Level [dBm]	Limit [dBm]	Margin [dB]	Factor [dB]	Path [dB]	Air [dB]	Angle [°]	EUT Pol.	Ant. Pol.
1	37.7680	-59.28	-13.00	46.28	-16.48	-39.56	23.08	10	Z	Vertical
2	71.7520	-69.71	-13.00	56.71	-18.59	-39.44	20.85	98	Z	Vertical
3	103.7940	-68.88	-13.00	55.88	-13.84	-38.70	24.86	263	Z	Vertical
4	205.7460	-70.09	-13.00	57.09	-16.44	-37.68	21.24	289	Z	Vertical
5	279.5400	-69.11	-13.00	56.11	-12.54	-37.04	24.50	257	Z	Vertical
6	755.3150	-44.23	-13.00	31.23	-2.44	-34.20	31.76	348	Z	NA