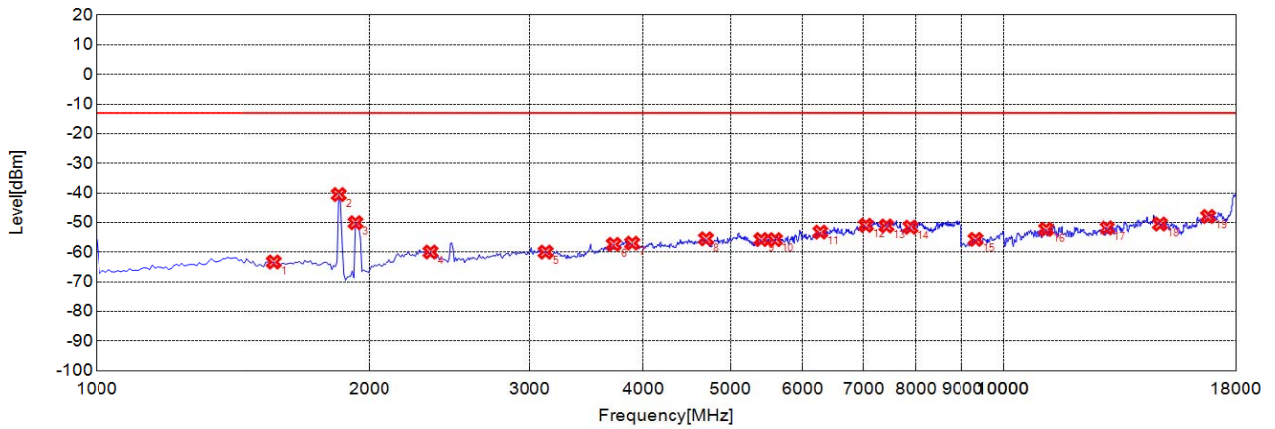


Test Graph



○ Final Test

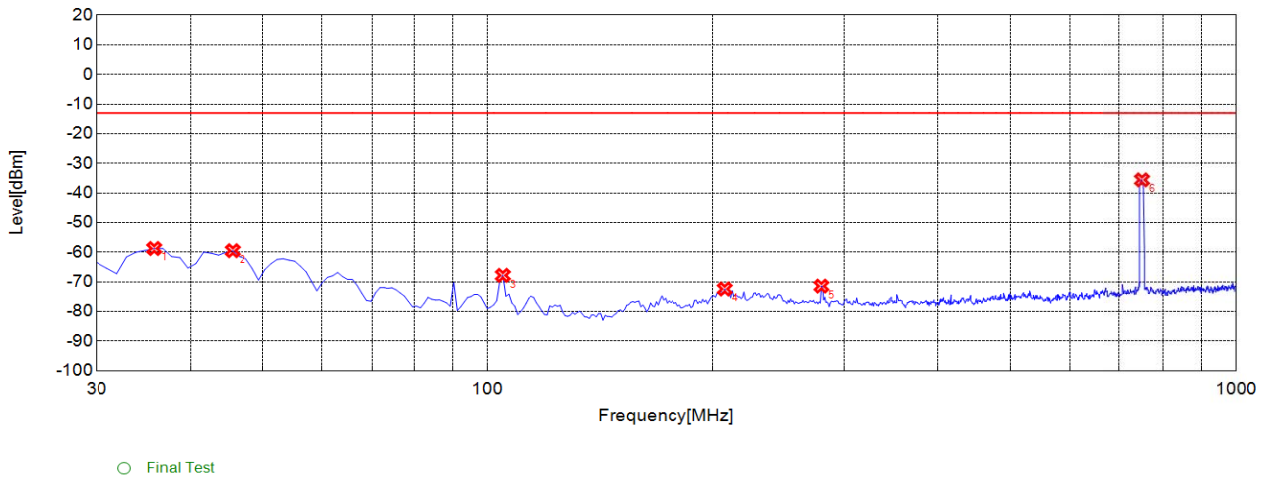
CA_2A-13A Low 2A_20M 13A_10M 1RB 1-18G V

Suspected List

NO.	Freq. [MHz]	Level [dBm]	Limit [dBm]	Margin [dB]	Factor [dB]	Path [dB]	Air [dB]	Angle [°]	EUT Pol.	Ant. Pol.
1	1568.5690	-63.33	-13.00	50.33	-10.03	-45.74	35.71	233	Z	Vertical
2	1848.8490	-40.54	-13.00	27.54	-10.37	-46.65	36.28	261	Z	NA
3	1928.9290	-50.05	-13.00	37.05	-10.86	-46.56	35.70	221	Z	NA
4	2337.3370	-59.94	-13.00	46.94	-8.18	-46.49	38.31	177	Z	Vertical
5	3130.1300	-59.98	-13.00	46.98	-8.95	-47.54	38.59	98	Z	Vertical
6	3714.7150	-57.34	-13.00	44.34	-7.84	-46.91	39.07	52	Z	Vertical
7	3890.8910	-56.96	-13.00	43.96	-7.46	-46.79	39.33	293	Z	Vertical
8	4699.7000	-55.49	-13.00	42.49	-4.06	-44.73	40.67	19	Z	Vertical
9	5404.4040	-55.73	-13.00	42.73	-2.54	-43.00	40.46	127	Z	Vertical
10	5596.5970	-55.77	-13.00	42.77	-2.77	-43.12	40.35	77	Z	Vertical
11	6277.2770	-53.22	-13.00	40.22	-0.08	-42.04	41.96	12	Z	Vertical
12	7046.0460	-50.92	-13.00	37.92	4.49	-39.91	44.40	50	Z	Vertical
13	7422.4220	-51.14	-13.00	38.14	6.45	-38.89	45.34	236	Z	Vertical
14	7886.8870	-51.58	-13.00	38.58	7.81	-37.28	45.09	168	Z	Vertical
15	9324.3240	-55.67	-13.00	42.67	11.58	-37.14	48.72	178	Z	Vertical
16	11135.1350	-52.28	-13.00	39.28	14.26	-34.71	48.97	288	Z	Vertical
17	13000.0000	-51.78	-13.00	38.78	19.65	-29.78	49.43	111	Z	Vertical
18	14864.8650	-50.49	-13.00	37.49	20.64	-29.40	50.04	215	Z	Vertical
19	16774.7750	-47.95	-13.00	34.95	23.36	-27.52	50.88	1	Z	Vertical



Test Graph



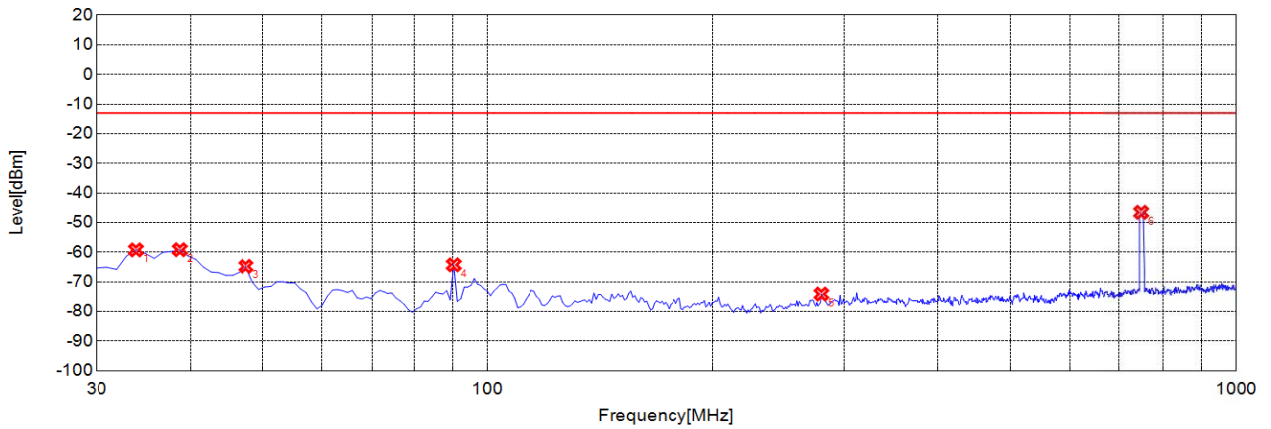
CA_2A-13A Low 2A_20M 13A_10M 1RB 30M-1G H

Suspected List

NO.	Freq. [MHz]	Level [dBm]	Limit [dBm]	Margin [dB]	Factor [dB]	Path [dB]	Air [dB]	Angle [°]	EUT Pol.	Ant. Pol.
1	35.8260	-58.75	-13.00	45.75	-8.93	-39.57	30.64	29	Z	Horizontal
2	45.5360	-59.49	-13.00	46.49	-7.04	-39.50	32.46	308	Z	Horizontal
3	104.7650	-67.81	-13.00	54.81	-17.53	-38.70	21.17	325	Z	Horizontal
4	207.6880	-72.43	-13.00	59.43	-14.25	-37.63	23.38	351	Z	Horizontal
5	279.5400	-71.45	-13.00	58.45	-12.04	-37.04	25.00	159	Z	Horizontal
6	750.4600	-35.58	-13.00	22.58	-2.99	-34.20	31.21	80	Z	NA



Test Graph

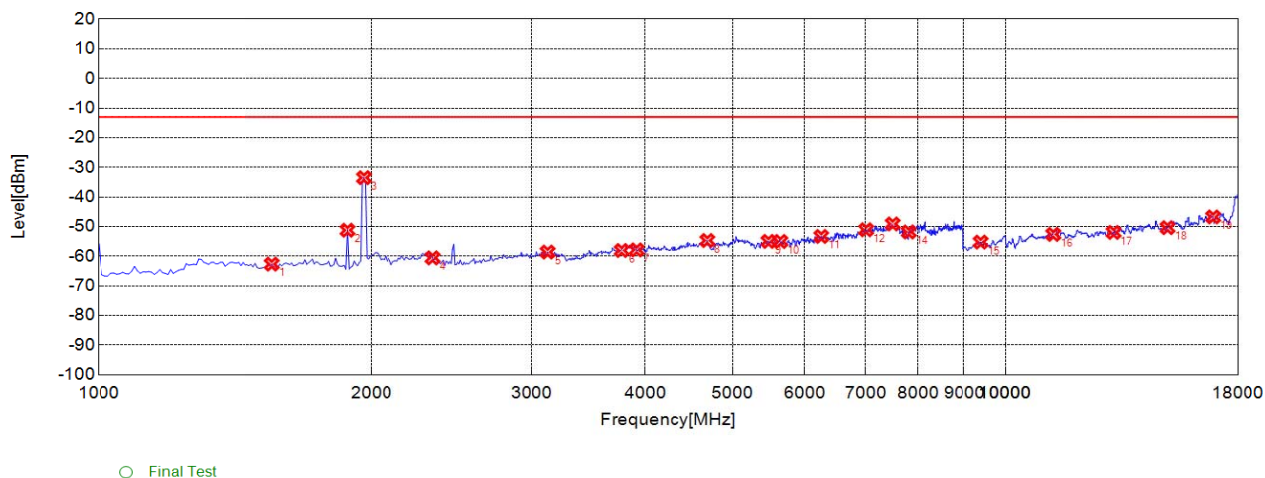


○ Final Test

CA_2A-13A Low 2A_20M 13A_10M 1RB 30M-1G V

Suspected List										
NO.	Freq. [MHz]	Level [dBm]	Limit [dBm]	Margin [dB]	Factor [dB]	Path [dB]	Air [dB]	Angle [°]	EUT Pol.	Ant. Pol.
1	33.8840	-59.22	-13.00	46.22	-16.76	-39.59	22.83	63	Z	Vertical
2	38.7390	-59.16	-13.00	46.16	-16.41	-39.55	23.14	195	Z	Vertical
3	47.4770	-64.78	-13.00	51.78	-15.49	-39.48	23.99	34	Z	Vertical
4	90.2000	-64.27	-13.00	51.27	-16.50	-38.71	22.21	149	Z	Vertical
5	279.5400	-74.13	-13.00	61.13	-12.54	-37.04	24.50	270	Z	Vertical
6	748.5190	-46.54	-13.00	33.54	-2.72	-34.21	31.49	116	Z	NA

Test Graph

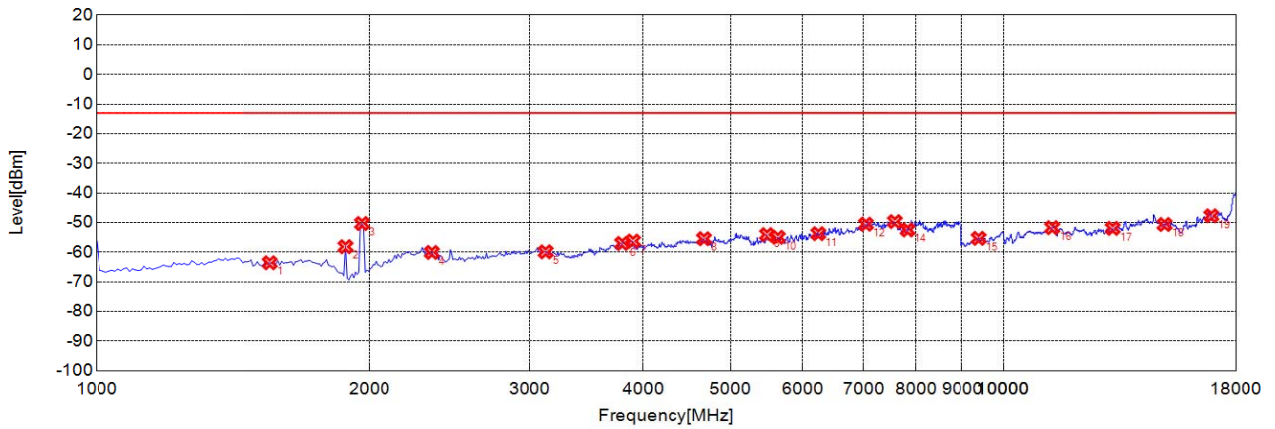


CA_2A-13A Mid 2A_20M 13A_10M 1RB 1-18G H

Suspected List

NO.	Freq. [MHz]	Level [dBm]	Limit [dBm]	Margin [dB]	Factor [dB]	Path [dB]	Air [dB]	Angle [°]	EUT Pol.	Ant. Pol.
1	1552.5530	-62.67	-13.00	49.67	-9.29	-45.67	36.38	277	Z	Horizontal
2	1880.8810	-51.23	-13.00	38.23	-6.57	-46.71	40.14	270	Z	NA
3	1960.9610	-33.5	-13.00	20.50	-4.90	-46.39	41.49	234	Z	NA
4	2337.3370	-60.57	-13.00	47.57	-7.95	-46.49	38.54	306	Z	Horizontal
5	3130.1300	-58.61	-13.00	45.61	-8.47	-47.54	39.07	160	Z	Horizontal
6	3770.7710	-58.07	-13.00	45.07	-7.56	-46.94	39.38	15	Z	Horizontal
7	3914.9150	-57.88	-13.00	44.88	-7.11	-46.90	39.79	28	Z	Horizontal
8	4691.6920	-54.71	-13.00	41.71	-3.94	-44.78	40.84	54	Z	Horizontal
9	5476.4760	-55.01	-13.00	42.01	-2.11	-42.86	40.75	61	Z	Horizontal
10	5644.6450	-55.03	-13.00	42.03	-2.03	-42.85	40.82	173	Z	Horizontal
11	6261.2610	-53.34	-13.00	40.34	0.03	-41.92	41.95	290	Z	Horizontal
12	7014.0140	-51.08	-13.00	38.08	4.46	-39.85	44.31	9	Z	Horizontal
13	7502.5030	-49.11	-13.00	36.11	8.08	-38.10	46.18	268	Z	Horizontal
14	7814.8150	-51.83	-13.00	38.83	6.66	-38.06	44.72	351	Z	Horizontal
15	9396.3960	-55.24	-13.00	42.24	12.63	-36.40	49.03	221	Z	Horizontal
16	11279.2790	-52.64	-13.00	39.64	14.70	-34.15	48.85	112	Z	Horizontal
17	13162.1620	-51.98	-13.00	38.98	20.23	-29.49	49.72	319	Z	Horizontal
18	15072.0720	-50.37	-13.00	37.37	20.84	-29.03	49.87	244	Z	Horizontal
19	16900.9010	-46.75	-13.00	33.75	25.18	-27.20	52.38	180	Z	Horizontal

Test Graph



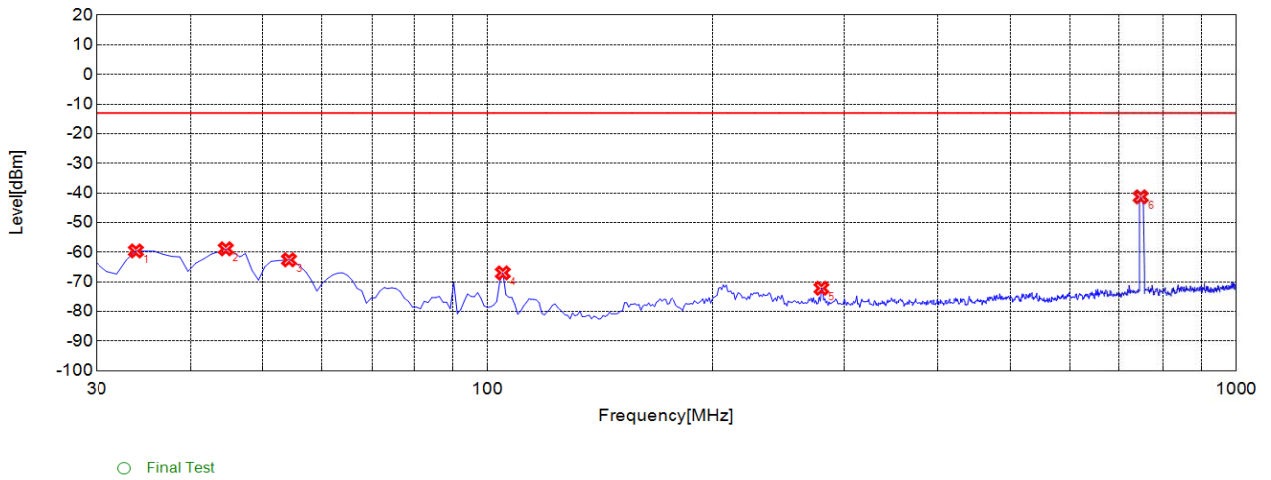
○ Final Test

CA_2A-13A Mid 2A_20M 13A_10M 1RB 1-18G V

Suspected List

NO.	Freq. [MHz]	Level [dBm]	Limit [dBm]	Margin [dB]	Factor [dB]	Path [dB]	Air [dB]	Angle [°]	EUT Pol.	Ant. Pol.
1	1552.5530	-63.57	-13.00	50.57	-10.04	-45.67	35.63	150	Z	Vertical
2	1880.8810	-58.15	-13.00	45.15	-10.94	-46.71	35.77	139	Z	NA
3	1960.9610	-50.32	-13.00	37.32	-10.43	-46.39	35.96	152	Z	NA
4	2345.3450	-60.08	-13.00	47.08	-8.37	-46.53	38.16	108	Z	Vertical
5	3130.1300	-59.88	-13.00	46.88	-8.95	-47.54	38.59	327	Z	Vertical
6	3794.7950	-57.03	-13.00	44.03	-7.07	-46.13	39.06	308	Z	Vertical
7	3898.8990	-56.23	-13.00	43.23	-7.37	-46.73	39.36	33	Z	Vertical
8	4675.6760	-55.45	-13.00	42.45	-4.34	-44.88	40.54	40	Z	Vertical
9	5484.4840	-54.07	-13.00	41.07	-2.34	-42.83	40.49	271	Z	Vertical
10	5636.6370	-54.97	-13.00	41.97	-2.43	-42.90	40.47	340	Z	Vertical
11	6245.2450	-53.74	-13.00	40.74	-0.19	-41.87	41.68	152	Z	Vertical
12	7046.0460	-50.55	-13.00	37.55	4.49	-39.91	44.40	138	Z	Vertical
13	7582.5830	-49.68	-13.00	36.68	7.26	-38.02	45.28	174	Z	Vertical
14	7830.8310	-52.47	-13.00	39.47	6.86	-37.83	44.69	224	Z	Vertical
15	9396.3960	-55.32	-13.00	42.32	12.66	-36.40	49.06	323	Z	Vertical
16	11306.3060	-51.73	-13.00	38.73	15.20	-33.74	48.94	248	Z	Vertical
17	13198.1980	-51.95	-13.00	38.95	20.04	-29.08	49.12	313	Z	Vertical
18	15036.0360	-50.64	-13.00	37.64	20.27	-29.34	49.61	164	Z	Vertical
19	16909.9100	-47.71	-13.00	34.71	24.17	-27.57	51.74	91	Z	Vertical

Test Graph



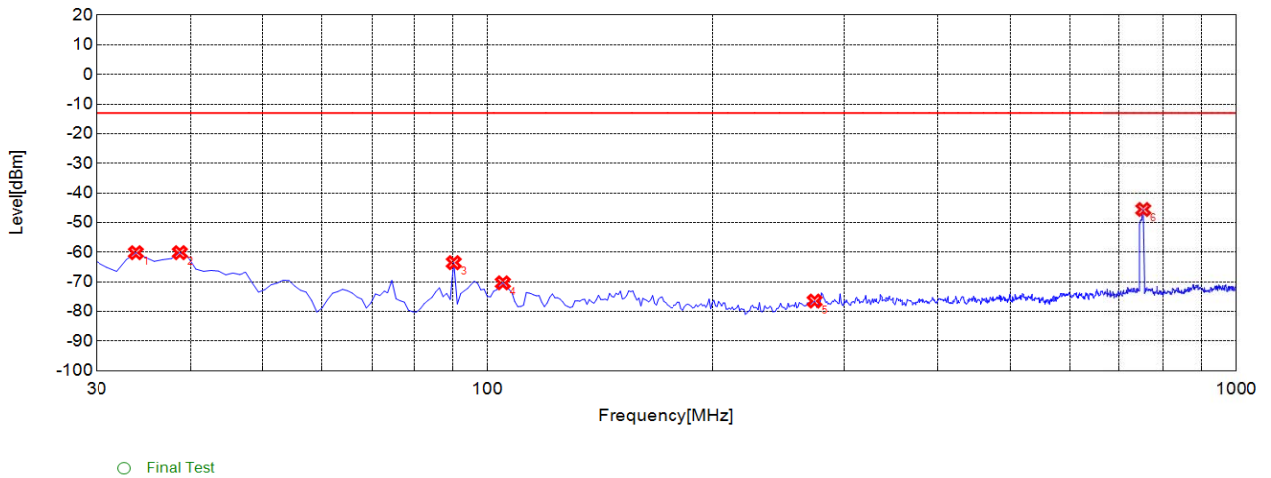
CA_2A-13A Mid 2A_20M 13A_10M 1RB 30M-1G H

Suspected List

NO.	Freq. [MHz]	Level [dBm]	Limit [dBm]	Margin [dB]	Factor [dB]	Path [dB]	Air [dB]	Angle [°]	EUT Pol.	Ant. Pol.
1	33.8840	-59.58	-13.00	46.58	-9.81	-39.59	29.78	189	Z	Horizontal
2	44.5650	-58.87	-13.00	45.87	-7.03	-39.50	32.47	170	Z	Horizontal
3	54.2740	-62.58	-13.00	49.58	-8.69	-39.47	30.78	198	Z	Horizontal
4	104.7650	-66.99	-13.00	53.99	-17.53	-38.70	21.17	103	Z	Horizontal
5	279.5400	-72.17	-13.00	59.17	-12.04	-37.04	25.00	134	Z	Horizontal
6	747.5480	-41.33	-13.00	28.33	-3.07	-34.21	31.14	12	Z	NA



Test Graph

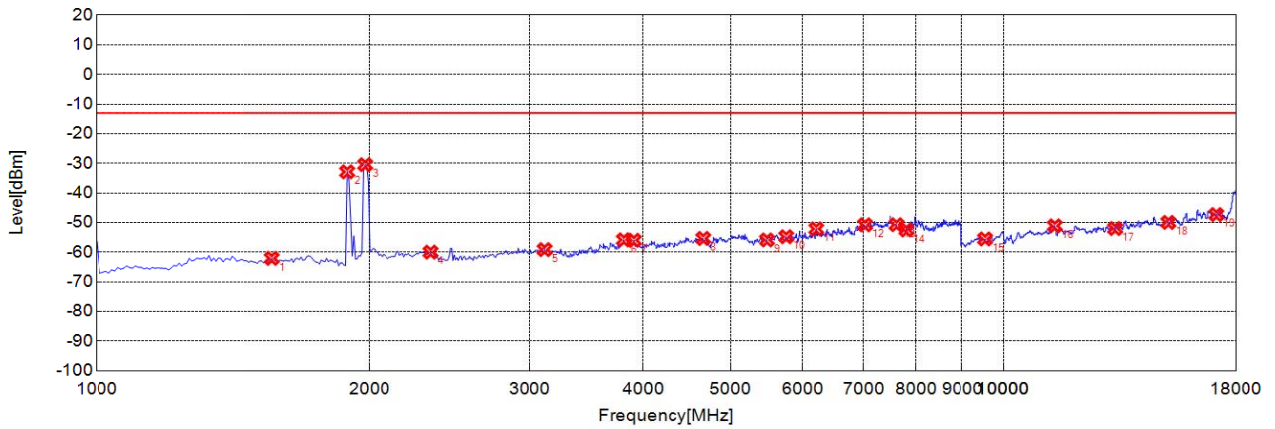


CA_2A-13A Mid 2A_20M 13A_10M 1RB 30M-1G V

Suspected List										
NO.	Freq. [MHz]	Level [dBm]	Limit [dBm]	Margin [dB]	Factor [dB]	Path [dB]	Air [dB]	Angle [°]	EUT Pol.	Ant. Pol.
1	33.8840	-60.17	-13.00	47.17	-16.76	-39.59	22.83	68	Z	Vertical
2	38.7390	-60.16	-13.00	47.16	-16.41	-39.55	23.14	181	Z	Vertical
3	90.2000	-63.53	-13.00	50.53	-16.50	-38.71	22.21	5	Z	Vertical
4	104.7650	-70.34	-13.00	57.34	-14.20	-38.70	24.50	316	Z	Vertical
5	273.7140	-76.49	-13.00	63.49	-12.92	-37.08	24.16	295	Z	Vertical
6	753.3730	-45.58	-13.00	32.58	-2.51	-34.20	31.69	287	Z	NA



Test Graph



○ Final Test

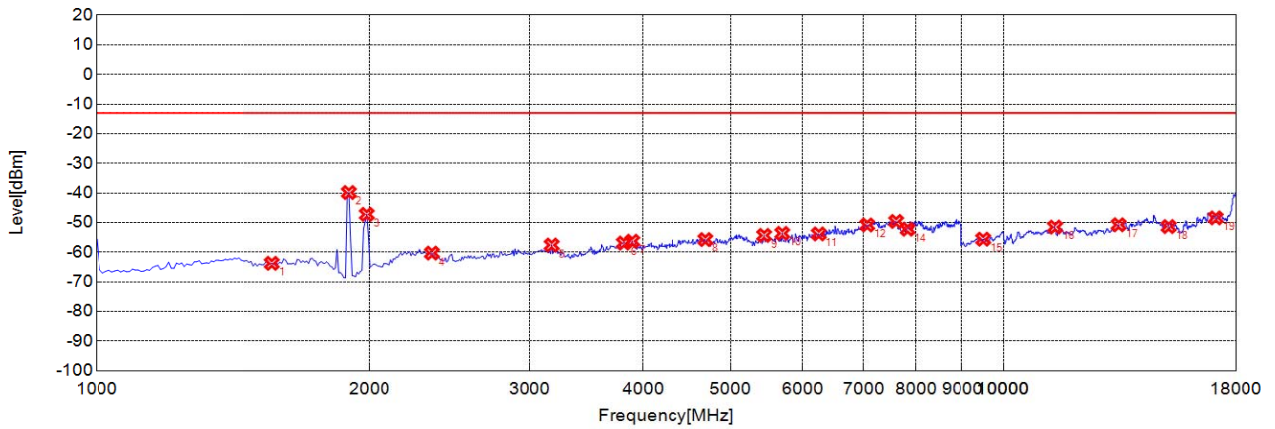
CA_2A-13A High 2A_20M 13A_10M 1RB 1-18G H

Suspected List

NO.	Freq. [MHz]	Level [dBm]	Limit [dBm]	Margin [dB]	Factor [dB]	Path [dB]	Air [dB]	Angle [°]	EUT Pol.	Ant. Pol.
1	1560.5610	-62.09	-13.00	49.09	-9.29	-45.71	36.42	51	Z	Horizontal
2	1888.8890	-32.89	-13.00	19.89	-6.38	-46.72	40.34	248	Z	NA
3	1976.9770	-30.47	-13.00	17.47	-4.62	-46.34	41.72	332	Z	NA
4	2337.3370	-59.98	-13.00	46.98	-7.95	-46.49	38.54	355	Z	Horizontal
5	3122.1220	-59.13	-13.00	46.13	-8.38	-47.42	39.04	242	Z	Horizontal
6	3810.8110	-55.82	-13.00	42.82	-6.68	-46.20	39.52	357	Z	Horizontal
7	3906.9070	-55.98	-13.00	42.98	-7.00	-46.81	39.81	27	Z	Horizontal
8	4667.6680	-55.36	-13.00	42.36	-4.18	-44.92	40.74	116	Z	Horizontal
9	5484.4840	-55.86	-13.00	42.86	-2.10	-42.83	40.73	227	Z	Horizontal
10	5756.7570	-54.79	-13.00	41.79	-1.62	-42.78	41.16	333	Z	Horizontal
11	6213.2130	-52.14	-13.00	39.14	-0.51	-42.18	41.67	321	Z	Horizontal
12	7030.0300	-50.75	-13.00	37.75	4.52	-39.88	44.40	12	Z	Horizontal
13	7614.6150	-50.73	-13.00	37.73	7.17	-37.87	45.04	350	Z	Horizontal
14	7806.8070	-52.5	-13.00	39.50	6.47	-38.17	44.64	13	Z	Horizontal
15	9549.5500	-55.53	-13.00	42.53	11.75	-36.61	48.36	88	Z	Horizontal
16	11378.3780	-51.12	-13.00	38.12	15.99	-33.35	49.34	232	Z	Horizontal
17	13279.2790	-52.01	-13.00	39.01	20.20	-29.37	49.57	88	Z	Horizontal
18	15180.1800	-49.94	-13.00	36.94	21.75	-28.53	50.28	349	Z	Horizontal
19	17126.1260	-47.3	-13.00	34.30	23.71	-27.76	51.47	274	Z	Horizontal



Test Graph



○ Final Test

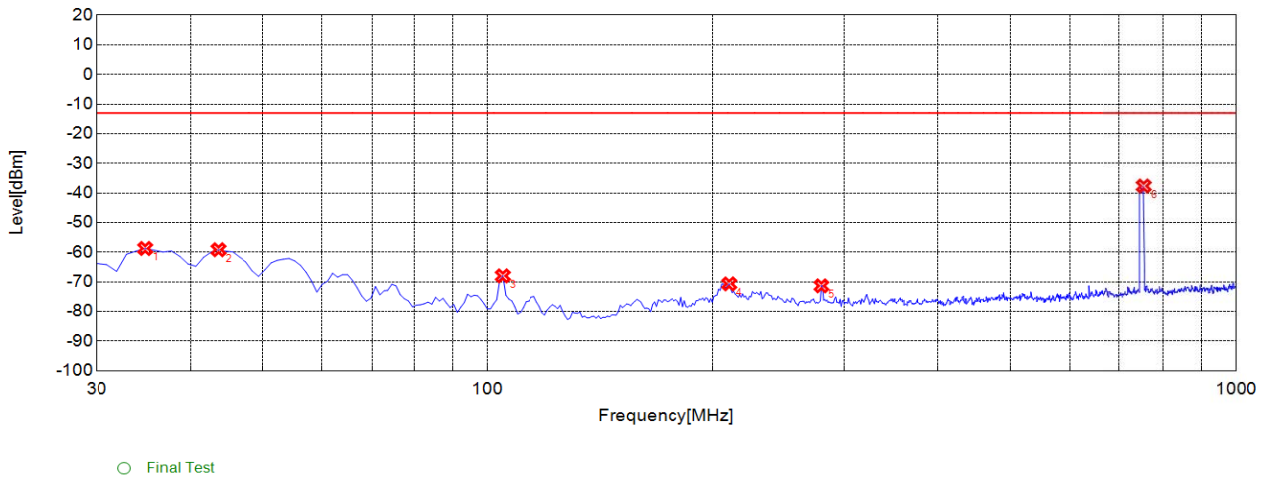
CA_2A-13A High 2A_20M 13A_10M 1RB 1-18G V

Suspected List

NO.	Freq. [MHz]	Level [dBm]	Limit [dBm]	Margin [dB]	Factor [dB]	Path [dB]	Air [dB]	Angle [°]	EUT Pol.	Ant. Pol.
1	1560.5610	-63.76	-13.00	50.76	-10.04	-45.71	35.67	138	Z	Vertical
2	1896.8970	-39.87	-13.00	26.87	-11.23	-46.74	35.51	195	Z	NA
3	1984.9850	-47.23	-13.00	34.23	-10.16	-46.32	36.16	233	Z	NA
4	2345.3450	-60.3	-13.00	47.30	-8.37	-46.53	38.16	261	Z	Vertical
5	3178.1780	-57.59	-13.00	44.59	-9.11	-47.74	38.63	298	Z	Vertical
6	3810.8110	-56.93	-13.00	43.93	-7.11	-46.20	39.09	86	Z	Vertical
7	3890.8910	-56.29	-13.00	43.29	-7.46	-46.79	39.33	254	Z	Vertical
8	4691.6920	-55.75	-13.00	42.75	-4.15	-44.78	40.63	134	Z	Vertical
9	5444.4440	-54.34	-13.00	41.34	-2.51	-42.98	40.47	5	Z	Vertical
10	5700.7010	-53.65	-13.00	40.65	-2.07	-42.74	40.67	360	Z	Vertical
11	6253.2530	-53.84	-13.00	40.84	-0.11	-41.86	41.75	32	Z	Vertical
12	7070.0700	-50.81	-13.00	37.81	4.75	-39.86	44.61	10	Z	Vertical
13	7606.6070	-49.63	-13.00	36.63	7.35	-37.81	45.16	220	Z	Vertical
14	7830.8310	-52.23	-13.00	39.23	6.86	-37.83	44.69	93	Z	Vertical
15	9504.5050	-55.61	-13.00	42.61	11.05	-37.36	48.41	164	Z	Vertical
16	11387.3870	-51.53	-13.00	38.53	15.93	-33.34	49.27	95	Z	Vertical
17	13396.3960	-50.75	-13.00	37.75	21.28	-28.43	49.71	201	Z	Vertical
18	15189.1890	-51.36	-13.00	38.36	20.29	-28.84	49.13	102	Z	Vertical
19	17099.0990	-48.42	-13.00	35.42	23.21	-27.37	50.58	320	Z	Vertical



Test Graph

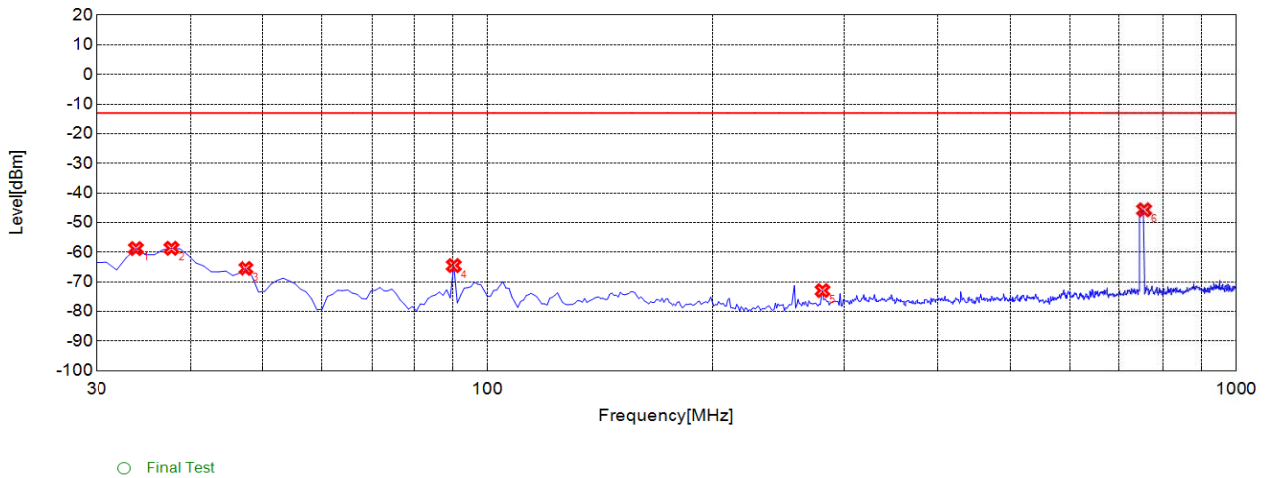


CA_2A-13A High 2A_20M 13A_10M 1RB 30M-1G H

Suspected List

NO.	Freq. [MHz]	Level [dBm]	Limit [dBm]	Margin [dB]	Factor [dB]	Path [dB]	Air [dB]	Angle [°]	EUT Pol.	Ant. Pol.
1	34.8550	-58.74	-13.00	45.74	-9.37	-39.58	30.21	302	Z	Horizontal
2	43.5940	-59.16	-13.00	46.16	-7.04	-39.51	32.47	152	Z	Horizontal
3	104.7650	-67.99	-13.00	54.99	-17.53	-38.70	21.17	206	Z	Horizontal
4	210.6010	-70.7	-13.00	57.70	-13.93	-37.57	23.64	279	Z	Horizontal
5	279.5400	-71.36	-13.00	58.36	-12.04	-37.04	25.00	39	Z	Horizontal
6	754.3440	-37.67	-13.00	24.67	-2.78	-34.20	31.42	148	Z	NA

Test Graph



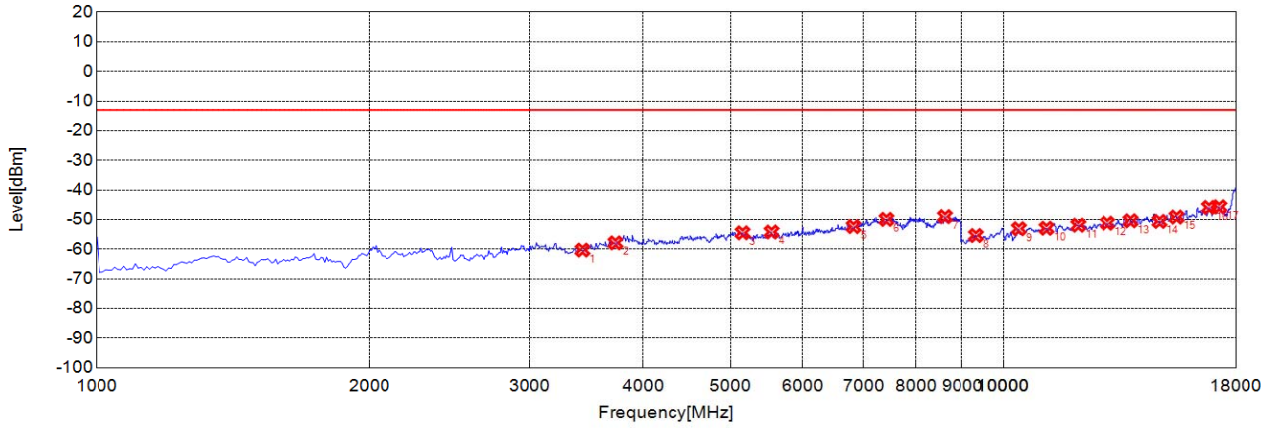
CA_2A-13A High 2A_20M 13A_10M 1RB 30M-1G V

Suspected List										
NO.	Freq. [MHz]	Level [dBm]	Limit [dBm]	Margin [dB]	Factor [dB]	Path [dB]	Air [dB]	Angle [°]	EUT Pol.	Ant. Pol.
1	33.8840	-58.77	-13.00	45.77	-16.76	-39.59	22.83	98	Z	Vertical
2	37.7680	-58.68	-13.00	45.68	-16.48	-39.56	23.08	165	Z	Vertical
3	47.4770	-65.47	-13.00	52.47	-15.49	-39.48	23.99	354	Z	Vertical
4	90.2000	-64.51	-13.00	51.51	-16.50	-38.71	22.21	152	Z	Vertical
5	280.5110	-72.95	-13.00	59.95	-12.48	-37.03	24.55	332	Z	Vertical
6	755.3150	-45.69	-13.00	32.69	-2.44	-34.20	31.76	242	Z	NA



2A_66A

Test Graph



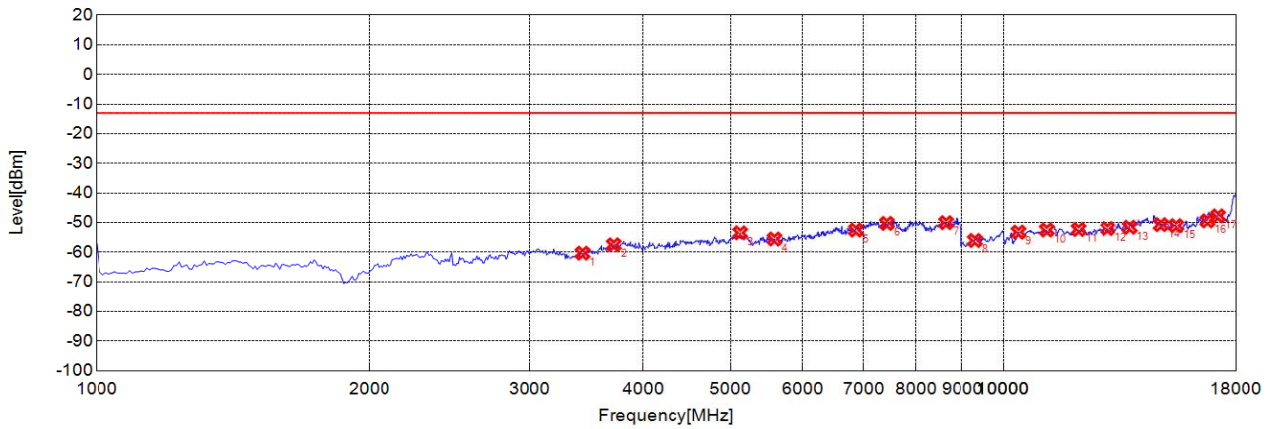
○ Final Test

CA_2A-66A Low 20M 1RB 1-18G H

Suspected List

NO.	Freq. [MHz]	Level [dBm]	Limit [dBm]	Margin [dB]	Factor [dB]	Path [dB]	Air [dB]	Angle [°]	EUT Pol.	Ant. Pol.
1	3434.4340	-60.3	-13.00	47.30	-8.96	-47.52	38.56	7	Z	Horizontal
2	3730.7310	-57.87	-13.00	44.87	-8.01	-47.25	39.24	150	Z	Horizontal
3	5156.1560	-54.46	-13.00	41.46	-2.41	-43.74	41.33	280	Z	Horizontal
4	5548.5490	-54.19	-13.00	41.19	-2.02	-42.77	40.75	157	Z	Horizontal
5	6829.8300	-52.36	-13.00	39.36	1.86	-41.17	43.03	39	Z	Horizontal
6	7422.4220	-49.93	-13.00	36.93	6.74	-38.89	45.63	94	Z	Horizontal
7	8607.6080	-49	-13.00	36.00	7.62	-38.58	46.20	209	Z	Horizontal
8	9333.3330	-55.38	-13.00	42.38	11.74	-37.08	48.82	158	Z	Horizontal
9	10396.3960	-53.09	-13.00	40.09	15.09	-34.43	49.52	218	Z	Horizontal
10	11144.1440	-52.93	-13.00	39.93	13.96	-34.74	48.70	167	Z	Horizontal
11	12072.0720	-51.91	-13.00	38.91	17.84	-31.62	49.46	319	Z	Horizontal
12	13009.0090	-51.22	-13.00	38.22	20.38	-29.80	50.18	114	Z	Horizontal
13	13801.8020	-50.42	-13.00	37.42	22.10	-27.45	49.55	235	Z	Horizontal
14	14846.8470	-50.62	-13.00	37.62	20.64	-29.19	49.83	34	Z	Horizontal
15	15495.4950	-49.16	-13.00	36.16	21.98	-28.90	50.88	299	Z	Horizontal
16	16810.8110	-45.91	-13.00	32.91	25.29	-26.38	51.67	327	Z	Horizontal
17	17252.2520	-45.69	-13.00	32.69	24.86	-26.80	51.66	324	Z	Horizontal

Test Graph



○ Final Test

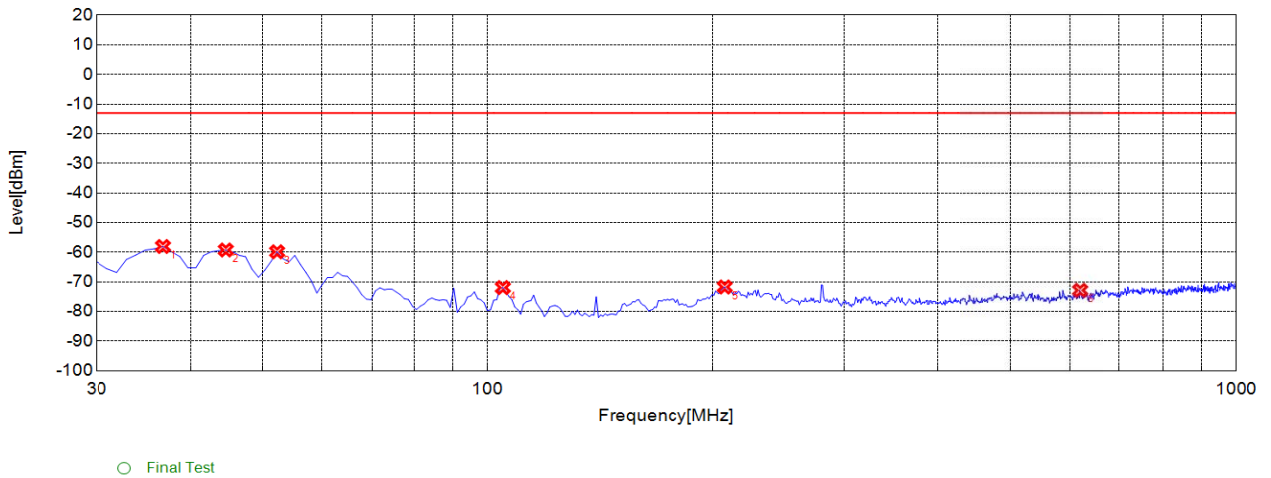
CA_2A-66A Low 20M 1RB 1-18G V

Suspected List

NO.	Freq. [MHz]	Level [dBm]	Limit [dBm]	Margin [dB]	Factor [dB]	Path [dB]	Air [dB]	Angle [°]	EUT Pol.	Ant. Pol.
1	3434.4340	-60.33	-13.00	47.33	-9.59	-47.52	37.93	117	Z	Vertical
2	3714.7150	-57.49	-13.00	44.49	-7.84	-46.91	39.07	142	Z	Vertical
3	5124.1240	-53.46	-13.00	40.46	-2.31	-43.83	41.52	309	Z	Vertical
4	5588.5890	-55.55	-13.00	42.55	-2.69	-43.06	40.37	276	Z	Vertical
5	6869.8700	-52.53	-13.00	39.53	2.71	-40.74	43.45	154	Z	Vertical
6	7430.4300	-50.29	-13.00	37.29	6.52	-38.87	45.39	176	Z	Vertical
7	8631.6320	-50.03	-13.00	37.03	7.43	-38.77	46.20	32	Z	Vertical
8	9306.3060	-56.04	-13.00	43.04	11.37	-37.26	48.63	279	Z	Vertical
9	10387.3870	-53.22	-13.00	40.22	14.81	-34.69	49.50	320	Z	Vertical
10	11153.1530	-52.5	-13.00	39.50	14.12	-34.77	48.89	91	Z	Vertical
11	12081.0810	-52.32	-13.00	39.32	16.99	-31.78	48.77	230	Z	Vertical
12	13018.0180	-52.02	-13.00	39.02	19.55	-29.83	49.38	222	Z	Vertical
13	13774.7750	-51.59	-13.00	38.59	21.20	-28.34	49.54	329	Z	Vertical
14	14891.8920	-50.7	-13.00	37.70	20.11	-29.79	49.90	24	Z	Vertical
15	15477.4770	-51.06	-13.00	38.06	19.90	-28.86	48.76	67	Z	Vertical
16	16747.7480	-49.43	-13.00	36.43	22.14	-28.73	50.87	95	Z	Vertical
17	17198.1980	-47.75	-13.00	34.75	23.64	-27.23	50.87	264	Z	Vertical



Test Graph

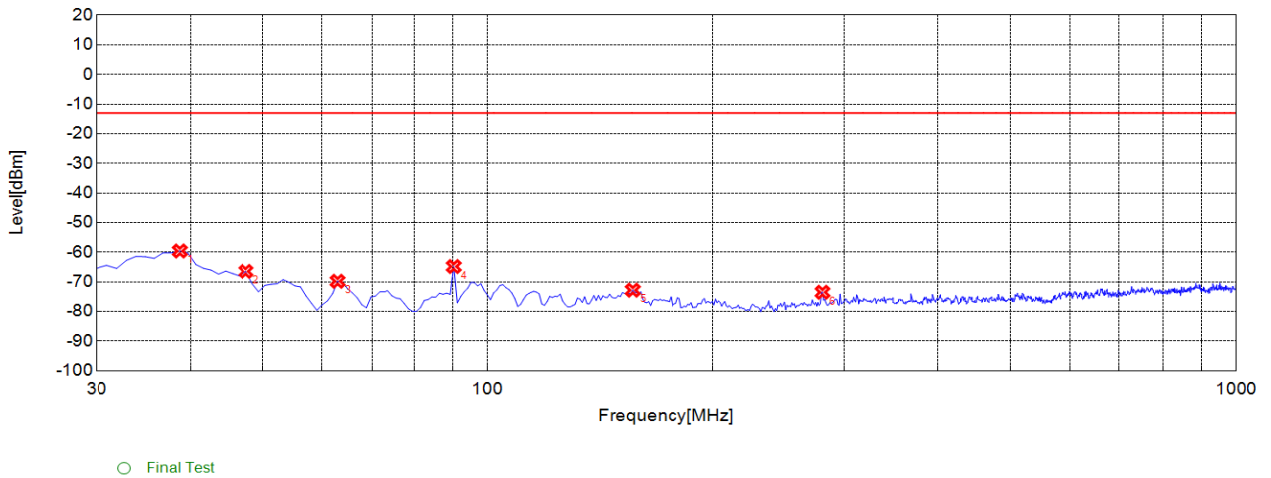


CA_2A-66A Low 20M 1RB 30M-1G H

Suspected List

NO.	Freq. [MHz]	Level [dBm]	Limit [dBm]	Margin [dB]	Factor [dB]	Path [dB]	Air [dB]	Angle [°]	EUT Pol.	Ant. Pol.
1	36.7970	-58.07	-13.00	45.07	-8.51	-39.57	31.06	15	Z	Horizontal
2	44.5650	-59.25	-13.00	46.25	-7.03	-39.50	32.47	158	Z	Horizontal
3	52.3320	-59.86	-13.00	46.86	-7.93	-39.47	31.54	207	Z	Horizontal
4	104.7650	-71.95	-13.00	58.95	-17.53	-38.70	21.17	342	Z	Horizontal
5	207.6880	-71.74	-13.00	58.74	-14.25	-37.63	23.38	57	Z	Horizontal
6	619.3790	-72.87	-13.00	59.87	-5.75	-34.73	28.98	90	Z	Horizontal

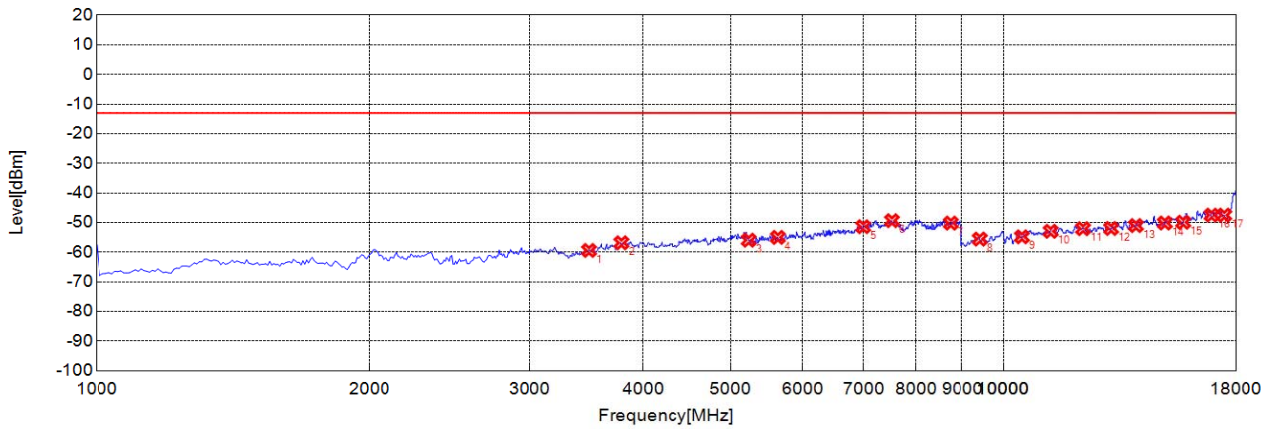
Test Graph



CA_2A-66A Low 20M 1RB 30M-1G V

Suspected List										
NO.	Freq. [MHz]	Level [dBm]	Limit [dBm]	Margin [dB]	Factor [dB]	Path [dB]	Air [dB]	Angle [°]	EUT Pol.	Ant. Pol.
1	38.7390	-59.6	-13.00	46.60	-16.41	-39.55	23.14	303	Z	Vertical
2	47.4770	-66.48	-13.00	53.48	-15.49	-39.48	23.99	334	Z	Vertical
3	63.0130	-69.81	-13.00	56.81	-18.28	-39.49	21.21	16	Z	Vertical
4	90.2000	-64.84	-13.00	51.84	-16.50	-38.71	22.21	44	Z	Vertical
5	156.2260	-72.82	-13.00	59.82	-16.87	-38.49	21.62	234	Z	Vertical
6	280.5110	-73.52	-13.00	60.52	-12.48	-37.03	24.55	290	Z	Vertical

Test Graph



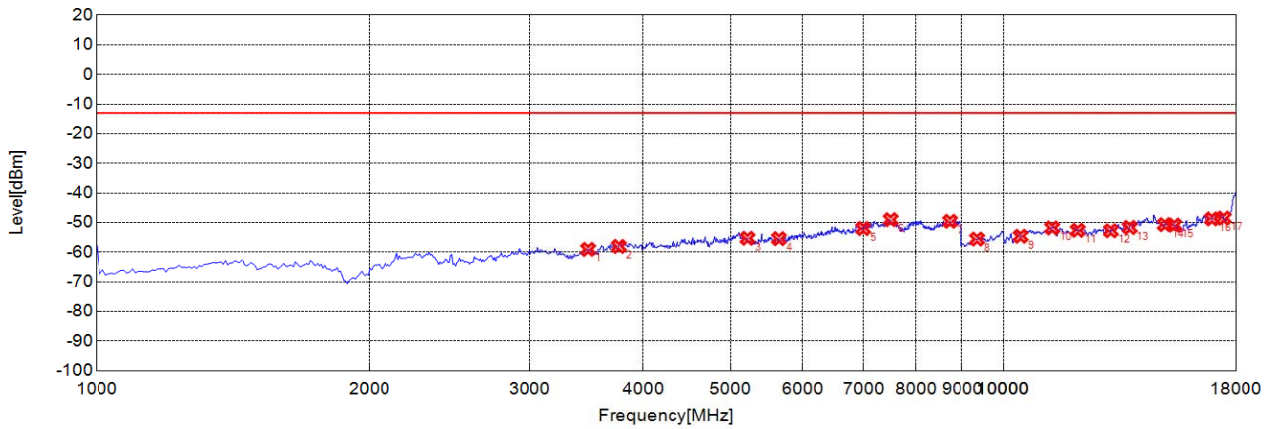
CA_2A-66A Mid 20M 1RB 1-18G H

Suspected List

NO.	Freq. [MHz]	Level [dBm]	Limit [dBm]	Margin [dB]	Factor [dB]	Path [dB]	Air [dB]	Angle [°]	EUT Pol.	Ant. Pol.
1	3490.4900	-59.4	-13.00	46.40	-8.44	-47.40	38.96	180	Z	Horizontal
2	3786.7870	-56.83	-13.00	43.83	-6.97	-46.40	39.43	172	Z	Horizontal
3	5236.2360	-55.94	-13.00	42.94	-2.54	-43.40	40.86	228	Z	Horizontal
4	5636.6370	-55	-13.00	42.00	-2.08	-42.90	40.82	337	Z	Horizontal
5	6997.9980	-51.4	-13.00	38.40	4.36	-39.85	44.21	291	Z	Horizontal
6	7526.5270	-49.36	-13.00	36.36	7.59	-38.31	45.90	155	Z	Horizontal
7	8735.7360	-50.18	-13.00	37.18	7.61	-39.10	46.71	298	Z	Horizontal
8	9423.4230	-55.58	-13.00	42.58	11.95	-36.89	48.84	52	Z	Horizontal
9	10477.4770	-54.81	-13.00	41.81	12.63	-36.32	48.95	124	Z	Horizontal
10	11261.2610	-52.95	-13.00	39.95	14.32	-34.46	48.78	58	Z	Horizontal
11	12216.2160	-52.06	-13.00	39.06	18.02	-31.25	49.27	252	Z	Horizontal
12	13144.1440	-52	-13.00	39.00	20.09	-29.68	49.77	227	Z	Horizontal
13	13990.9910	-51.02	-13.00	38.02	21.06	-28.36	49.42	124	Z	Horizontal
14	15045.0450	-50.15	-13.00	37.15	20.66	-29.19	49.85	149	Z	Horizontal
15	15756.7570	-49.9	-13.00	36.90	21.42	-29.35	50.77	308	Z	Horizontal
16	16918.9190	-47.48	-13.00	34.48	24.36	-27.94	52.30	229	Z	Horizontal
17	17468.4680	-47.5	-13.00	34.50	23.81	-27.21	51.02	141	Z	Horizontal



Test Graph



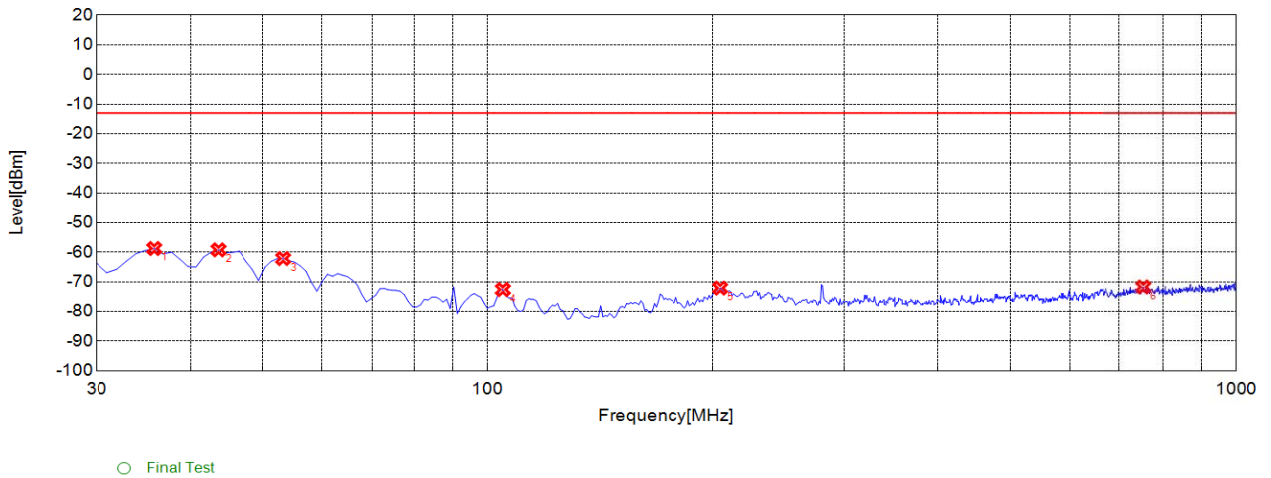
CA_2A-66A Mid 20M 1RB 1-18G V

Suspected List

NO.	Freq. [MHz]	Level [dBm]	Limit [dBm]	Margin [dB]	Factor [dB]	Path [dB]	Air [dB]	Angle [°]	EUT Pol.	Ant. Pol.
1	3482.4820	-59.05	-13.00	46.05	-9.03	-47.43	38.40	339	Z	Vertical
2	3762.7630	-58.06	-13.00	45.06	-8.16	-47.22	39.06	101	Z	Vertical
3	5220.2200	-55.29	-13.00	42.29	-2.62	-43.29	40.67	48	Z	Vertical
4	5652.6530	-55.42	-13.00	42.42	-2.29	-42.81	40.52	149	Z	Vertical
5	6997.9980	-52.01	-13.00	39.01	4.13	-39.85	43.98	275	Z	Vertical
6	7502.5030	-49.03	-13.00	36.03	7.67	-38.10	45.77	117	Z	Vertical
7	8719.7200	-49.56	-13.00	36.56	7.62	-38.91	46.53	200	Z	Vertical
8	9360.3600	-55.57	-13.00	42.57	12.05	-36.84	48.89	253	Z	Vertical
9	10441.4410	-54.61	-13.00	41.61	13.24	-35.99	49.23	303	Z	Vertical
10	11306.3060	-51.82	-13.00	38.82	15.20	-33.74	48.94	126	Z	Vertical
11	12054.0540	-52.62	-13.00	39.62	17.53	-31.31	48.84	31	Z	Vertical
12	13135.1350	-52.77	-13.00	39.77	19.40	-29.75	49.15	28	Z	Vertical
13	13774.7750	-51.66	-13.00	38.66	21.20	-28.34	49.54	126	Z	Vertical
14	15045.0450	-50.69	-13.00	37.69	20.38	-29.19	49.57	49	Z	Vertical
15	15405.4050	-50.84	-13.00	37.84	19.73	-29.04	48.77	325	Z	Vertical
16	16936.9370	-48.77	-13.00	35.77	22.97	-28.68	51.65	65	Z	Vertical
17	17441.4410	-48.49	-13.00	35.49	22.96	-27.21	50.17	289	Z	Vertical



Test Graph

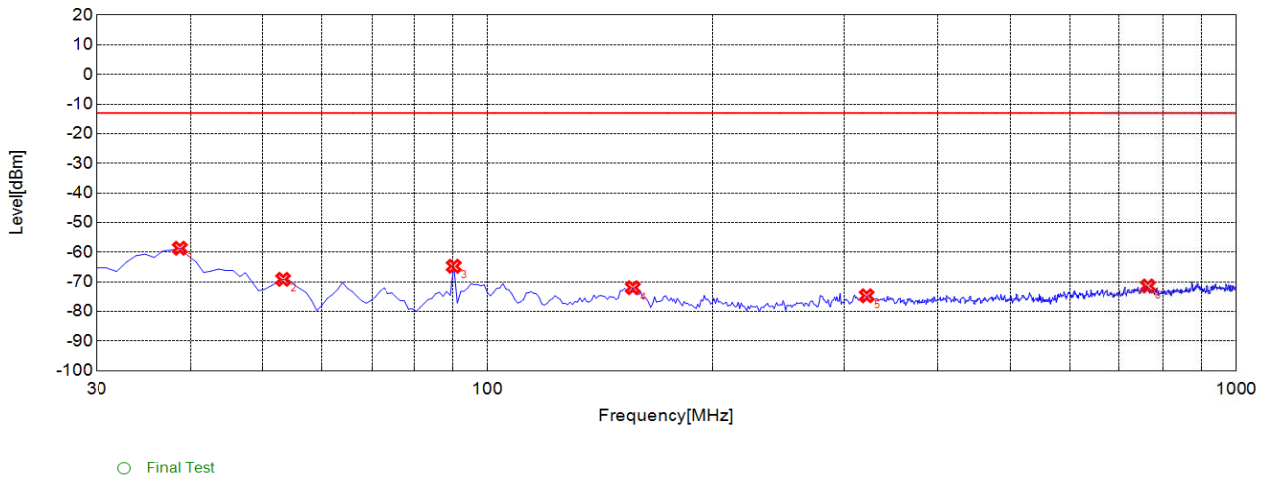


CA_2A-66A Mid 20M 1RB 30M-1G H

Suspected List

NO.	Freq. [MHz]	Level [dBm]	Limit [dBm]	Margin [dB]	Factor [dB]	Path [dB]	Air [dB]	Angle [°]	EUT Pol.	Ant. Pol.
1	35.8260	-58.75	-13.00	45.75	-8.93	-39.57	30.64	195	Z	Horizontal
2	43.5940	-59.21	-13.00	46.21	-7.04	-39.51	32.47	309	Z	Horizontal
3	53.3030	-62.14	-13.00	49.14	-8.31	-39.47	31.16	105	Z	Horizontal
4	104.7650	-72.62	-13.00	59.62	-17.53	-38.70	21.17	295	Z	Horizontal
5	204.7750	-72.12	-13.00	59.12	-14.51	-37.71	23.20	35	Z	Horizontal
6	753.3730	-71.75	-13.00	58.75	-2.83	-34.20	31.37	244	Z	Horizontal

Test Graph

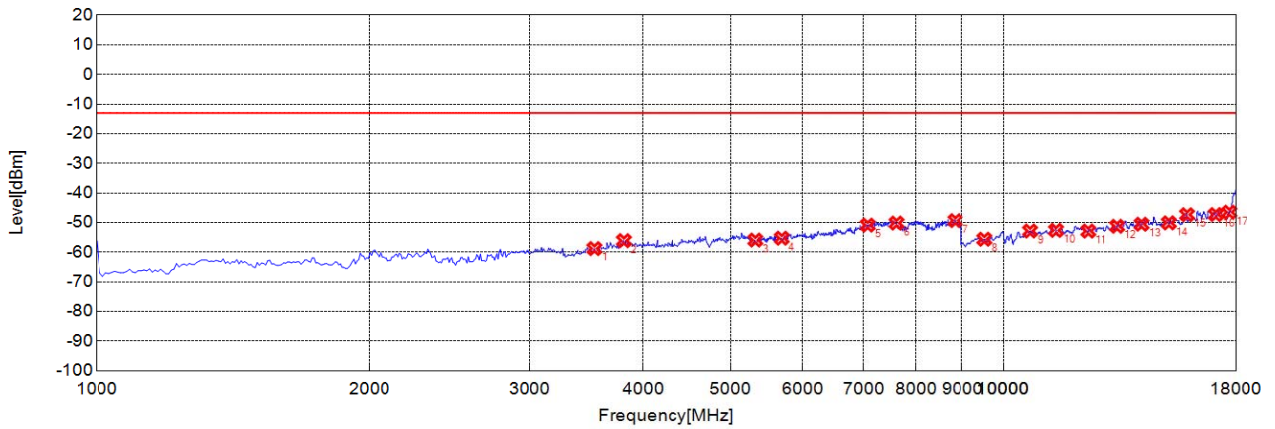


CA_2A-66A Mid 20M 1RB 30M-1G V

Suspected List										
NO.	Freq. [MHz]	Level [dBm]	Limit [dBm]	Margin [dB]	Factor [dB]	Path [dB]	Air [dB]	Angle [°]	EUT Pol.	Ant. Pol.
1	38.7390	-58.66	-13.00	45.66	-16.41	-39.55	23.14	104	Z	Vertical
2	53.3030	-69.15	-13.00	56.15	-16.24	-39.47	23.23	36	Z	Vertical
3	90.2000	-64.74	-13.00	51.74	-16.50	-38.71	22.21	37	Z	Vertical
4	156.2260	-71.98	-13.00	58.98	-16.87	-38.49	21.62	13	Z	Vertical
5	321.2910	-74.7	-13.00	61.70	-11.48	-37.01	25.53	227	Z	Vertical
6	764.0540	-71.41	-13.00	58.41	-2.46	-34.21	31.75	253	Z	Vertical



Test Graph



○ Final Test

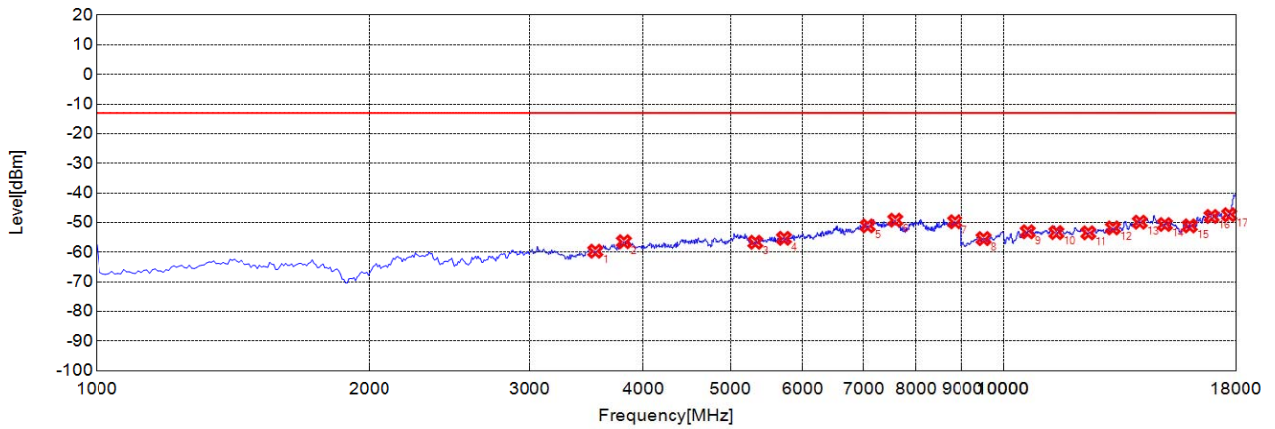
CA_2A-66A High 20M 1RB 1-18G H

Suspected List

NO.	Freq. [MHz]	Level [dBm]	Limit [dBm]	Margin [dB]	Factor [dB]	Path [dB]	Air [dB]	Angle [°]	EUT Pol.	Ant. Pol.
1	3538.5390	-58.78	-13.00	45.78	-8.72	-47.85	39.13	120	Z	Horizontal
2	3810.8110	-56.11	-13.00	43.11	-6.68	-46.20	39.52	318	Z	Horizontal
3	5324.3240	-55.9	-13.00	42.90	-2.74	-43.22	40.48	103	Z	Horizontal
4	5692.6930	-55.27	-13.00	42.27	-1.92	-42.75	40.83	48	Z	Horizontal
5	7078.0780	-50.86	-13.00	37.86	4.82	-39.84	44.66	7	Z	Horizontal
6	7614.6150	-50.18	-13.00	37.18	7.17	-37.87	45.04	203	Z	Horizontal
7	8839.8400	-49.34	-13.00	36.34	7.79	-38.97	46.76	278	Z	Horizontal
8	9531.5320	-55.62	-13.00	42.62	11.38	-36.91	48.29	226	Z	Horizontal
9	10693.6940	-52.85	-13.00	39.85	14.12	-34.43	48.55	9	Z	Horizontal
10	11414.4140	-52.62	-13.00	39.62	15.67	-33.84	49.51	56	Z	Horizontal
11	12378.3780	-52.87	-13.00	39.87	17.61	-31.21	48.82	308	Z	Horizontal
12	13342.3420	-51.25	-13.00	38.25	21.70	-28.09	49.79	221	Z	Horizontal
13	14189.1890	-50.56	-13.00	37.56	20.96	-29.00	49.96	233	Z	Horizontal
14	15198.1980	-50.1	-13.00	37.10	21.21	-29.15	50.36	266	Z	Horizontal
15	15909.9100	-47.35	-13.00	34.35	23.25	-27.43	50.68	201	Z	Horizontal
16	17099.0990	-47.3	-13.00	34.30	24.02	-27.37	51.39	358	Z	Horizontal
17	17693.6940	-46.5	-13.00	33.50	25.72	-26.26	51.98	81	Z	Horizontal



Test Graph



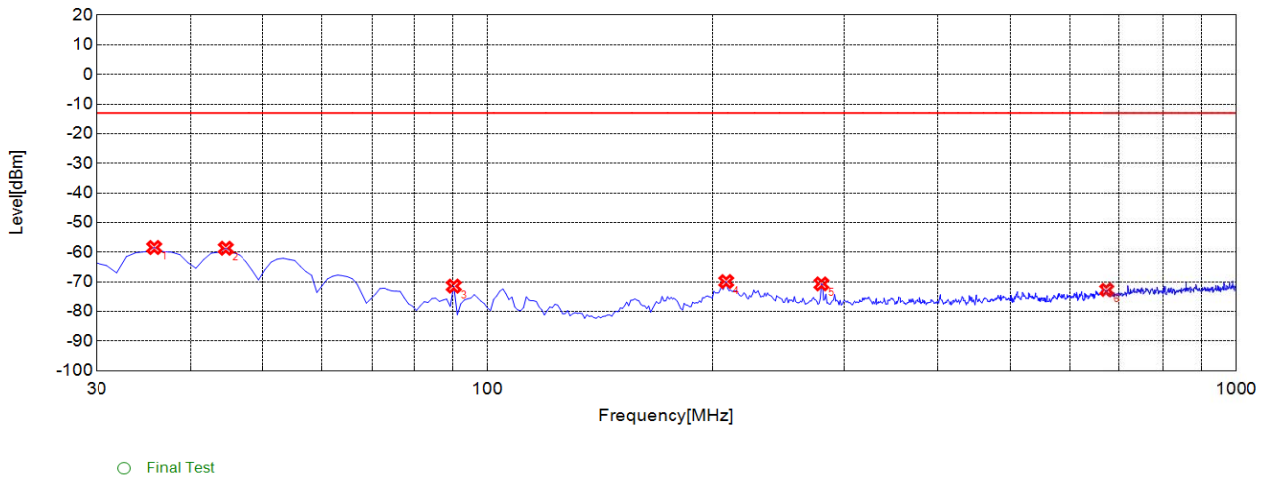
○ Final Test

CA_2A-66A High 20M 1RB 1-18G V

Suspected List

NO.	Freq. [MHz]	Level [dBm]	Limit [dBm]	Margin [dB]	Factor [dB]	Path [dB]	Air [dB]	Angle [°]	EUT Pol.	Ant. Pol.
1	3546.5470	-59.66	-13.00	46.66	-9.32	-47.95	38.63	284	Z	Vertical
2	3810.8110	-56.47	-13.00	43.47	-7.11	-46.20	39.09	237	Z	Vertical
3	5324.3240	-56.66	-13.00	43.66	-3.13	-43.22	40.09	209	Z	Vertical
4	5724.7250	-55.32	-13.00	42.32	-2.02	-42.74	40.72	81	Z	Vertical
5	7078.0780	-51.12	-13.00	38.12	4.84	-39.84	44.68	92	Z	Vertical
6	7590.5910	-49.19	-13.00	36.19	7.33	-37.90	45.23	288	Z	Vertical
7	8831.8320	-49.72	-13.00	36.72	7.47	-39.03	46.50	121	Z	Vertical
8	9513.5140	-55.42	-13.00	42.42	11.23	-37.21	48.44	94	Z	Vertical
9	10630.6310	-53.12	-13.00	40.12	13.60	-35.23	48.83	225	Z	Vertical
10	11423.4230	-53.38	-13.00	40.38	15.27	-34.16	49.43	301	Z	Vertical
11	12378.3780	-53.47	-13.00	40.47	16.88	-31.21	48.09	277	Z	Vertical
12	13207.2070	-51.8	-13.00	38.80	19.98	-29.14	49.12	230	Z	Vertical
13	14126.1260	-49.86	-13.00	36.86	22.00	-28.42	50.42	68	Z	Vertical
14	15045.0450	-50.65	-13.00	37.65	20.38	-29.19	49.57	338	Z	Vertical
15	16018.0180	-51.13	-13.00	38.13	20.02	-28.72	48.74	280	Z	Vertical
16	16918.9190	-47.95	-13.00	34.95	23.77	-27.94	51.71	294	Z	Vertical
17	17684.6850	-47.36	-13.00	34.36	24.78	-26.24	51.02	155	Z	Vertical

Test Graph



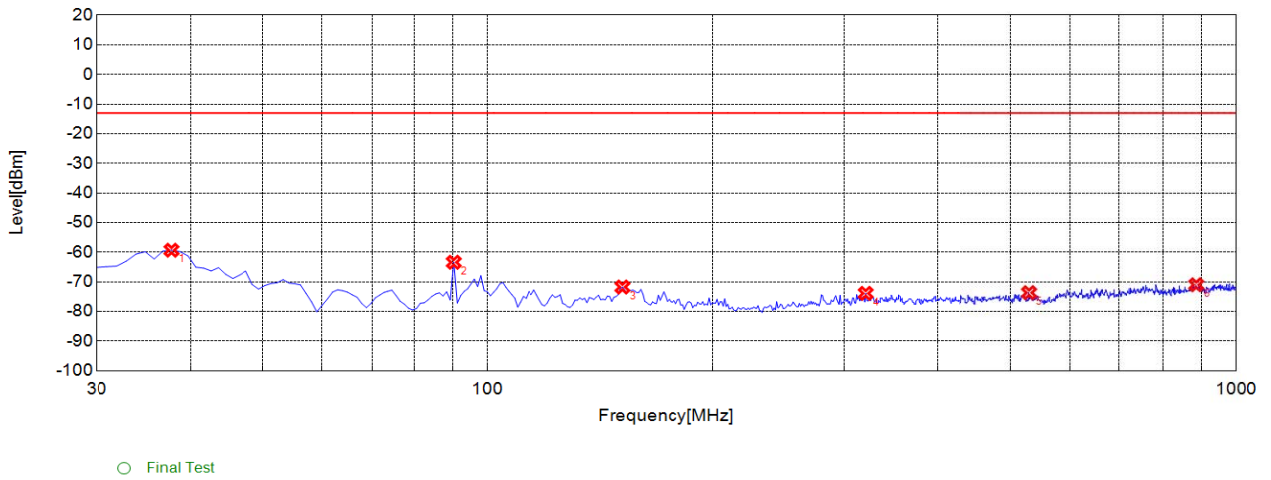
CA_2A-66A High 20M 1RB 30M-1G H

Suspected List

NO.	Freq. [MHz]	Level [dBm]	Limit [dBm]	Margin [dB]	Factor [dB]	Path [dB]	Air [dB]	Angle [°]	EUT Pol.	Ant. Pol.
1	35.8260	-58.41	-13.00	45.41	-8.93	-39.57	30.64	158	Z	Horizontal
2	44.5650	-58.66	-13.00	45.66	-7.03	-39.50	32.47	321	Z	Horizontal
3	90.2000	-71.45	-13.00	58.45	-18.92	-38.71	19.79	248	Z	Horizontal
4	208.6590	-69.91	-13.00	56.91	-14.16	-37.61	23.45	321	Z	Horizontal
5	279.5400	-70.7	-13.00	57.70	-12.04	-37.04	25.00	244	Z	Horizontal
6	672.7830	-72.72	-13.00	59.72	-4.23	-34.39	30.16	231	Z	Horizontal



Test Graph



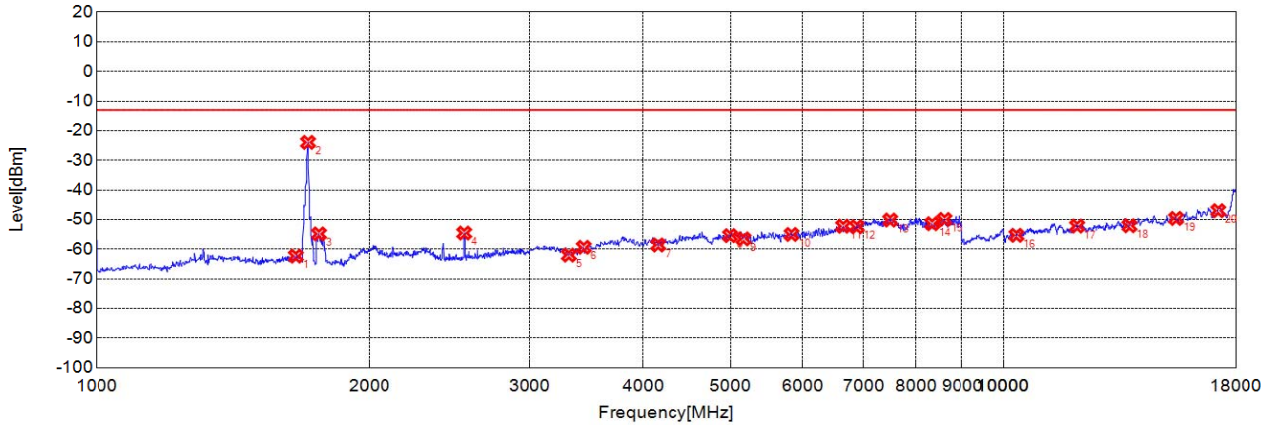
CA_2A-66A High 20M 1RB 30M-1G V

Suspected List										
NO.	Freq. [MHz]	Level [dBm]	Limit [dBm]	Margin [dB]	Factor [dB]	Path [dB]	Air [dB]	Angle [°]	EUT Pol.	Ant. Pol.
1	37.7680	-59.33	-13.00	46.33	-16.48	-39.56	23.08	65	Z	Vertical
2	90.2000	-63.4	-13.00	50.40	-16.50	-38.71	22.21	291	Z	Vertical
3	151.3710	-71.76	-13.00	58.76	-16.75	-38.62	21.87	204	Z	Vertical
4	320.3200	-73.9	-13.00	60.90	-11.51	-37.00	25.49	169	Z	Vertical
5	530.0500	-73.67	-13.00	60.67	-6.87	-34.99	28.12	39	Z	Vertical
6	885.4250	-71	-13.00	58.00	-1.36	-34.00	32.64	79	Z	Vertical



4A_5A

Test Graph

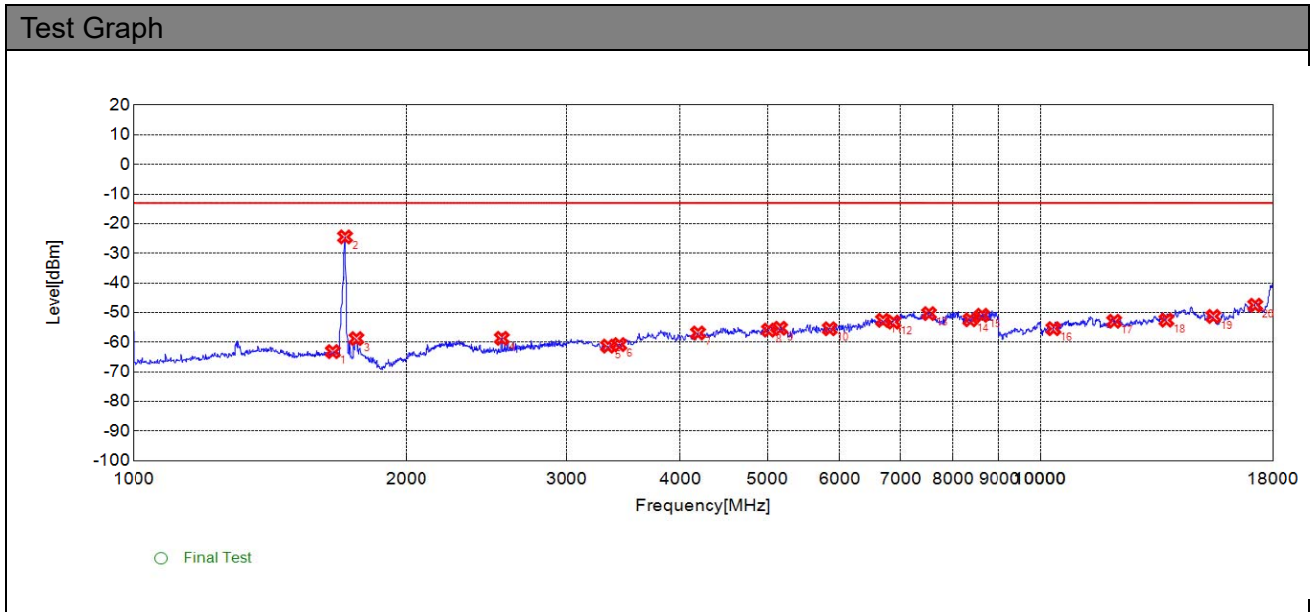


○ Final Test

CA_4A-5A Low 4A_20M 5A_10M 1RB 1-18G H

Suspected List

NO.	Freq. [MHz]	Level [dBm]	Limit [dBm]	Margin [dB]	Factor [dB]	Path [dB]	Air [dB]	Angle [°]	EUT Pol.	Ant. Pol.
1	1658.6590	-62.33	-13.00	49.33	-8.87	-46.26	37.39	235	Z	Horizontal
2	1710.7110	-23.95	-13.00	10.95	-8.41	-46.34	37.93	121	Z	NA
3	1758.7590	-54.84	-13.00	41.84	-8.27	-46.27	38.00	268	Z	NA
4	2543.5440	-54.55	-13.00	41.55	-10.73	-47.52	36.79	62	Z	Horizontal
5	3318.3180	-62	-13.00	49.00	-10.01	-48.05	38.04	284	Z	Horizontal
6	3444.4440	-59.36	-13.00	46.36	-8.90	-47.53	38.63	54	Z	Horizontal
7	4153.1530	-58.59	-13.00	45.59	-7.28	-47.08	39.80	317	Z	Horizontal
8	4993.9940	-55.42	-13.00	42.42	-2.60	-43.94	41.34	123	Z	Horizontal
9	5168.1680	-56.53	-13.00	43.53	-2.30	-43.58	41.28	15	Z	Horizontal
10	5834.8350	-55.02	-13.00	42.02	-1.07	-42.44	41.37	96	Z	Horizontal
11	6651.6520	-52.24	-13.00	39.24	1.29	-41.88	43.17	150	Z	Horizontal
12	6885.8860	-52.42	-13.00	39.42	2.81	-40.50	43.31	12	Z	Horizontal
13	7492.4920	-50.16	-13.00	37.16	7.96	-38.19	46.15	135	Z	Horizontal
14	8333.3330	-51.39	-13.00	38.39	6.70	-38.24	44.94	187	Z	Horizontal
15	8597.5980	-49.96	-13.00	36.96	7.62	-38.53	46.15	259	Z	Horizontal
16	10333.3330	-55.31	-13.00	42.31	12.95	-36.03	48.98	150	Z	Horizontal
17	12036.0360	-52.19	-13.00	39.19	18.12	-31.27	49.39	339	Z	Horizontal
18	13765.7660	-52.09	-13.00	39.09	21.00	-28.67	49.67	230	Z	Horizontal
19	15477.4770	-49.61	-13.00	36.61	22.00	-28.86	50.86	228	Z	Horizontal
20	17207.2070	-47.01	-13.00	34.01	24.56	-27.14	51.70	230	Z	Horizontal

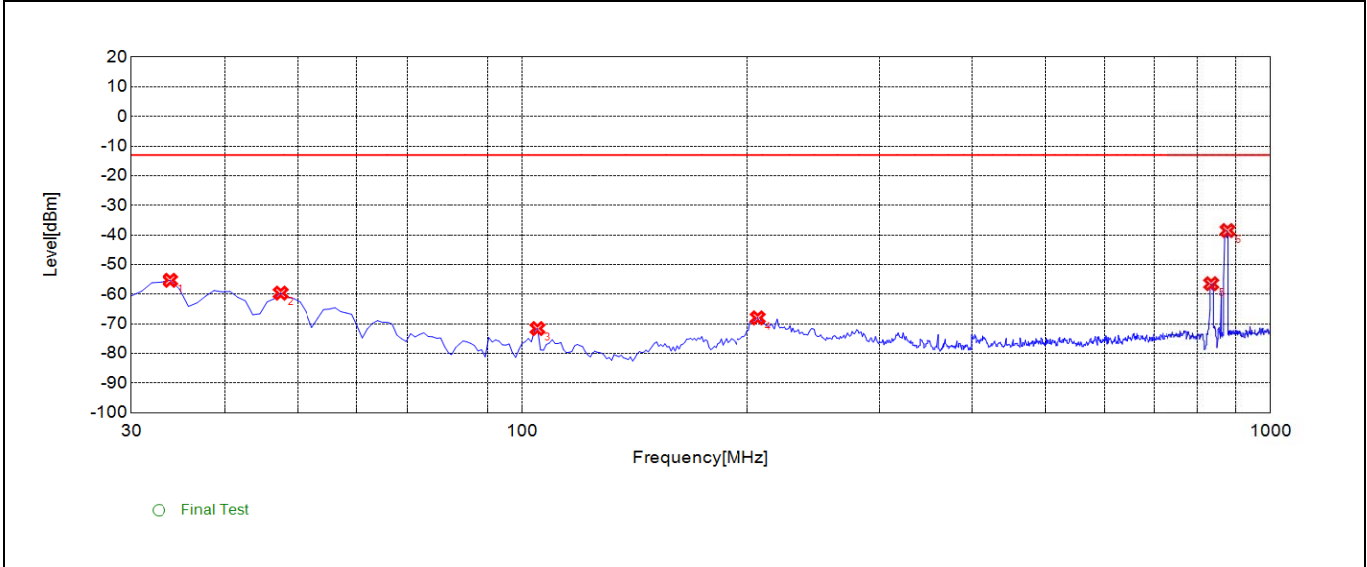


CA_4A-5A Low 4A_20M 5A_10M 1RB 1-18G V

Suspected List

NO.	Freq. [MHz]	Level [dBm]	Limit [dBm]	Margin [dB]	Factor [dB]	Path [dB]	Air [dB]	Angle [°]	EUT Pol.	Ant. Pol.
1	1658.6590	-63.19	-13.00	50.19	-9.76	-46.26	36.50	327	Z	Vertical
2	1710.7110	-24.47	-13.00	11.47	-9.39	-46.34	36.95	102	Z	NA
3	1760.7610	-58.8	-13.00	45.80	-9.26	-46.28	37.02	338	Z	NA
4	2547.5480	-58.7	-13.00	45.70	-10.90	-47.56	36.66	293	Z	Vertical
5	3336.3360	-61.32	-13.00	48.32	-10.54	-48.05	37.51	157	Z	Vertical
6	3432.4320	-60.81	-13.00	47.81	-9.61	-47.52	37.91	156	Z	Vertical
7	4183.1830	-56.9	-13.00	43.90	-7.10	-46.59	39.49	25	Z	Vertical
8	5018.0180	-55.92	-13.00	42.92	-2.90	-43.83	40.93	29	Z	Vertical
9	5162.1620	-55.29	-13.00	42.29	-2.48	-43.66	41.18	45	Z	Vertical
10	5852.8530	-55.47	-13.00	42.47	-1.12	-42.25	41.13	37	Z	Vertical
11	6699.7000	-52.61	-13.00	39.61	1.22	-41.65	42.87	126	Z	Vertical
12	6879.8800	-53.22	-13.00	40.22	2.90	-40.59	43.49	100	Z	Vertical
13	7528.5290	-50.35	-13.00	37.35	7.28	-38.33	45.61	338	Z	Vertical
14	8357.3570	-52.45	-13.00	39.45	6.38	-38.35	44.73	33	Z	Vertical
15	8609.6100	-50.93	-13.00	37.93	7.47	-38.60	46.07	274	Z	Vertical
16	10333.3330	-55.44	-13.00	42.44	12.89	-36.03	48.92	92	Z	Vertical
17	12036.0360	-52.92	-13.00	39.92	17.61	-31.27	48.88	78	Z	Vertical
18	13765.7660	-52.56	-13.00	39.56	20.88	-28.67	49.55	122	Z	Vertical
19	15486.4860	-51.31	-13.00	38.31	19.88	-28.88	48.76	307	Z	Vertical
20	17207.2070	-47.53	-13.00	34.53	23.72	-27.14	50.86	66	Z	Vertical

Test Graph

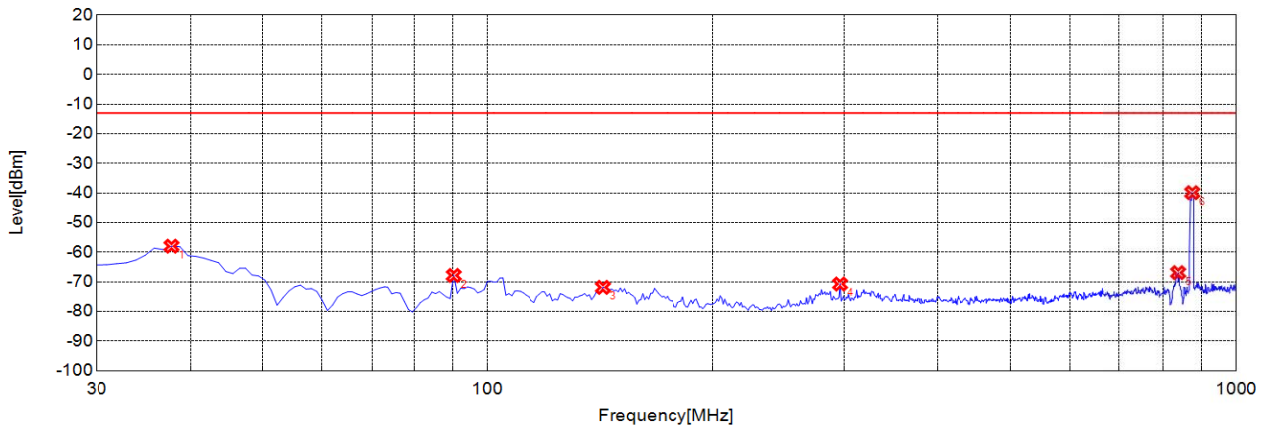


CA_4A-5A Low 4A_20M 5A_10M 1RB 30M-1G H

Suspected List

NO.	Freq. [MHz]	Level [dBm]	Limit [dBm]	Margin [dB]	Factor [dB]	Path [dB]	Air [dB]	Angle [°]	EUT Pol.	Ant. Pol.
1	33.8840	-55.3	-13.00	42.30	-9.81	-39.59	29.78	254	Z	Horizontal
2	47.4770	-59.64	-13.00	46.64	-7.02	-39.48	32.46	235	Z	Horizontal
3	104.7650	-71.6	-13.00	58.60	-17.53	-38.70	21.17	280	Z	Horizontal
4	206.7170	-67.99	-13.00	54.99	-14.34	-37.66	23.32	244	Z	Horizontal
5	834.9350	-56.46	-13.00	43.46	-2.65	-34.14	31.49	298	Z	NA
6	877.6580	-38.51	-13.00	25.51	-2.16	-34.02	31.86	42	Z	NA

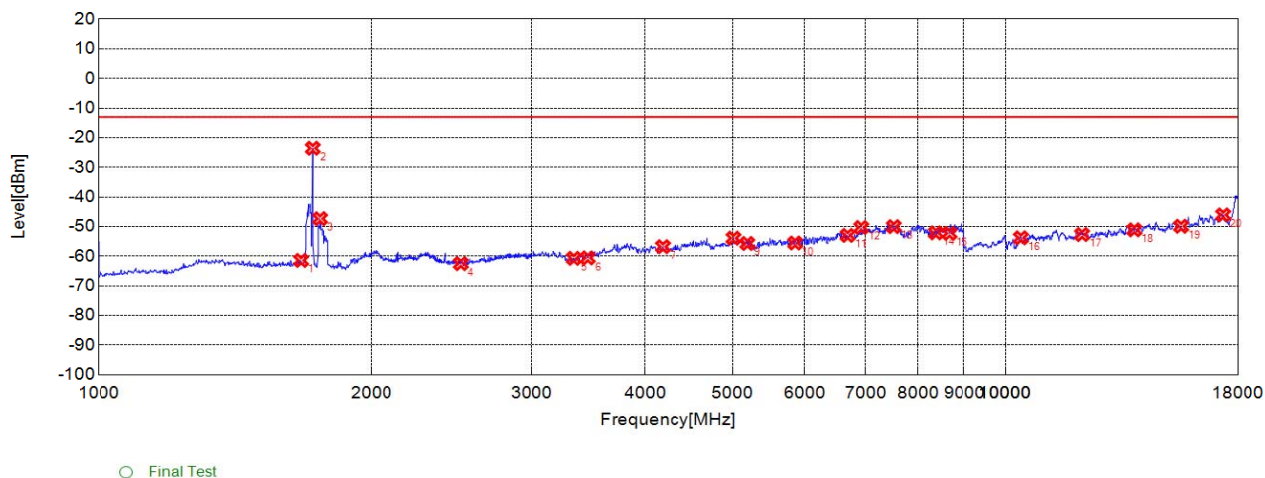
Test Graph



CA_4A-5A Low 4A_20M 5A_10M 1RB 30M-1G V

Suspected List										
NO.	Freq. [MHz]	Level [dBm]	Limit [dBm]	Margin [dB]	Factor [dB]	Path [dB]	Air [dB]	Angle [°]	EUT Pol.	Ant. Pol.
1	37.7680	-57.97	-13.00	44.97	-16.48	-39.56	23.08	124	Z	Vertical
2	90.2000	-67.84	-13.00	54.84	-16.50	-38.71	22.21	49	Z	Vertical
3	142.6330	-71.87	-13.00	58.87	-15.53	-38.60	23.07	167	Z	Vertical
4	296.0460	-70.75	-13.00	57.75	-12.04	-36.97	24.93	92	Z	Vertical
5	837.8480	-66.91	-13.00	53.91	-2.73	-34.13	31.40	340	Z	NA
6	874.7450	-39.91	-13.00	26.91	-1.94	-34.03	32.09	78	Z	NA

Test Graph

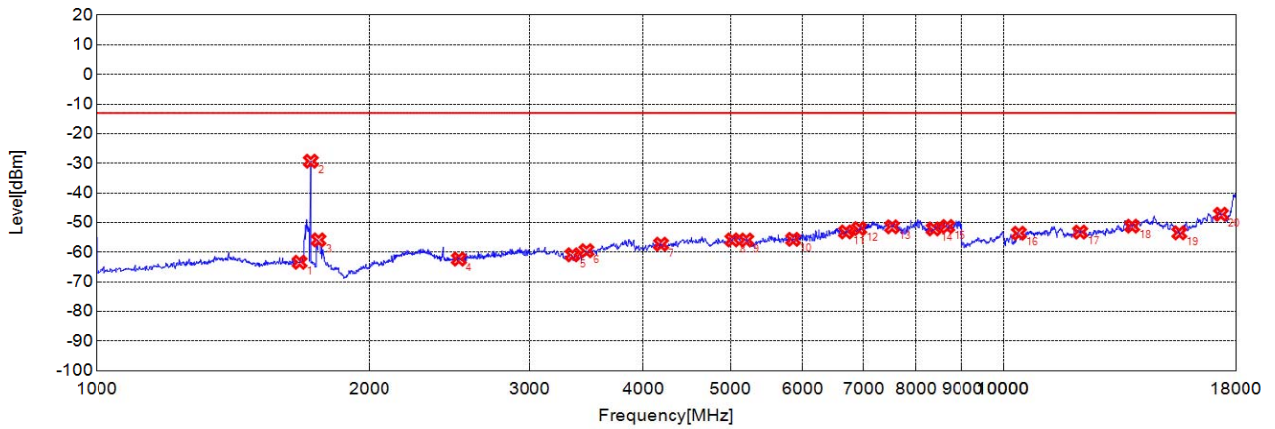


CA_4A-5A Mid 4A_20M 5A_10M 1RB 1-18G H

Suspected List

NO.	Freq. [MHz]	Level [dBm]	Limit [dBm]	Margin [dB]	Factor [dB]	Path [dB]	Air [dB]	Angle [°]	EUT Pol.	Ant. Pol.
1	1672.6730	-61.43	-13.00	48.43	-8.72	-46.29	37.57	182	Z	Horizontal
2	1722.7230	-23.56	-13.00	10.56	-8.36	-46.31	37.95	164	Z	NA
3	1754.7550	-47.33	-13.00	34.33	-8.27	-46.27	38.00	41	Z	NA
4	2509.5100	-62.5	-13.00	49.50	-10.49	-47.19	36.70	112	Z	Horizontal
5	3342.3420	-60.73	-13.00	47.73	-9.94	-48.06	38.12	186	Z	Horizontal
6	3462.4620	-60.59	-13.00	47.59	-8.73	-47.49	38.76	144	Z	Horizontal
7	4183.1830	-56.79	-13.00	43.79	-6.88	-46.59	39.71	316	Z	Horizontal
8	5012.0120	-53.92	-13.00	40.92	-2.44	-43.82	41.38	259	Z	Horizontal
9	5192.1920	-55.7	-13.00	42.70	-2.07	-43.25	41.18	95	Z	Horizontal
10	5858.8590	-55.55	-13.00	42.55	-0.95	-42.30	41.35	115	Z	Horizontal
11	6693.6940	-52.98	-13.00	39.98	1.21	-41.68	42.89	323	Z	Horizontal
12	6927.9280	-50.33	-13.00	37.33	3.18	-40.44	43.62	4	Z	Horizontal
13	7522.5230	-50.02	-13.00	37.02	7.68	-38.27	45.95	45	Z	Horizontal
14	8369.3690	-52.13	-13.00	39.13	6.47	-38.38	44.85	36	Z	Horizontal
15	8663.6640	-52.3	-13.00	39.30	7.60	-38.86	46.46	199	Z	Horizontal
16	10396.3960	-53.81	-13.00	40.81	15.09	-34.43	49.52	321	Z	Horizontal
17	12126.1260	-52.68	-13.00	39.68	17.93	-31.52	49.45	344	Z	Horizontal
18	13864.8650	-51.11	-13.00	38.11	21.30	-28.38	49.68	184	Z	Horizontal
19	15594.5950	-49.89	-13.00	36.89	21.21	-29.10	50.31	220	Z	Horizontal
20	17333.3330	-46.06	-13.00	33.06	24.10	-27.30	51.40	115	Z	Horizontal

Test Graph

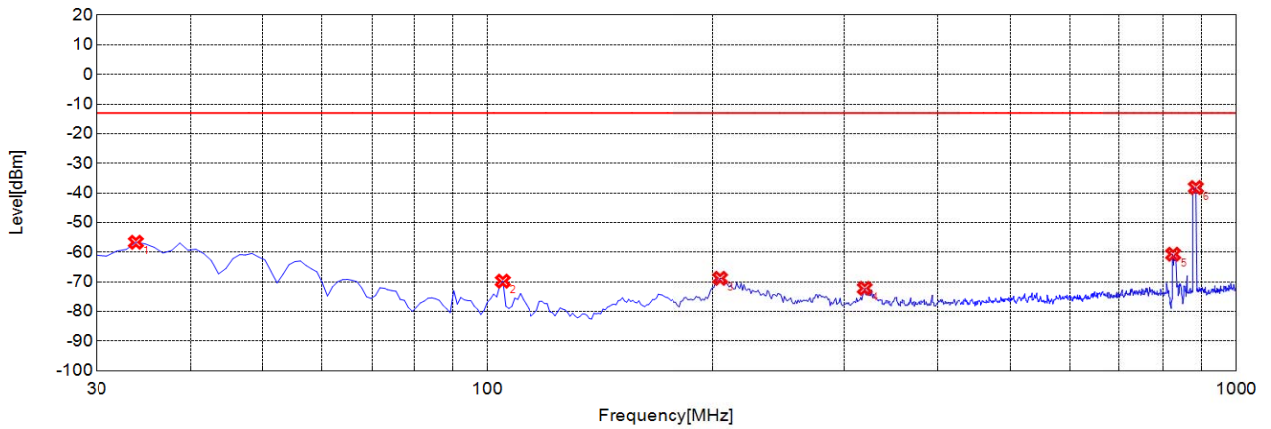


CA_4A-5A Mid 4A_20M 5A_10M 1RB 1-18G V

Suspected List

NO.	Freq. [MHz]	Level [dBm]	Limit [dBm]	Margin [dB]	Factor [dB]	Path [dB]	Air [dB]	Angle [°]	EUT Pol.	Ant. Pol.
1	1674.6750	-63.41	-13.00	50.41	-9.63	-46.30	36.67	163	Z	Vertical
2	1722.7230	-29.29	-13.00	16.29	-9.34	-46.31	36.97	169	Z	NA
3	1756.7570	-55.85	-13.00	42.85	-9.26	-46.27	37.01	56	Z	NA
4	2509.5100	-62.33	-13.00	49.33	-10.63	-47.19	36.56	104	Z	Vertical
5	3348.3480	-60.89	-13.00	47.89	-10.53	-48.06	37.53	104	Z	Vertical
6	3468.4680	-59.49	-13.00	46.49	-9.21	-47.47	38.26	36	Z	Vertical
7	4183.1830	-57.29	-13.00	44.29	-7.10	-46.59	39.49	200	Z	Vertical
8	5024.0240	-55.85	-13.00	42.85	-2.84	-43.83	40.99	77	Z	Vertical
9	5204.2040	-55.89	-13.00	42.89	-2.37	-43.18	40.81	150	Z	Vertical
10	5858.8590	-55.66	-13.00	42.66	-1.14	-42.30	41.16	311	Z	Vertical
11	6699.7000	-53.17	-13.00	40.17	1.22	-41.65	42.87	91	Z	Vertical
12	6927.9280	-52.04	-13.00	39.04	3.25	-40.44	43.69	40	Z	Vertical
13	7528.5290	-51.45	-13.00	38.45	7.28	-38.33	45.61	289	Z	Vertical
14	8363.3630	-52.15	-13.00	39.15	6.37	-38.36	44.73	152	Z	Vertical
15	8657.6580	-51.32	-13.00	38.32	7.48	-38.88	46.36	345	Z	Vertical
16	10396.3960	-53.59	-13.00	40.59	15.17	-34.43	49.60	153	Z	Vertical
17	12126.1260	-53.21	-13.00	40.21	17.25	-31.52	48.77	131	Z	Vertical
18	13855.8560	-51.21	-13.00	38.21	21.25	-28.43	49.68	253	Z	Vertical
19	15603.6040	-53.47	-13.00	40.47	18.49	-29.12	47.61	217	Z	Vertical
20	17324.3240	-47.19	-13.00	34.19	23.06	-27.47	50.53	239	Z	Vertical

Test Graph



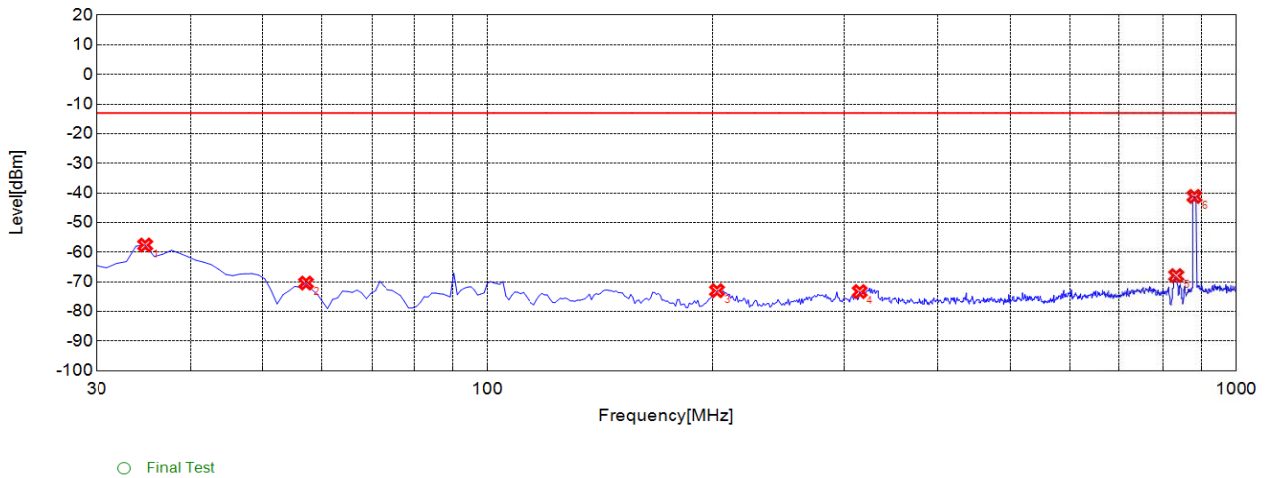
○ Final Test

CA_4A-5A Mid 4A_20M 5A_10M 1RB 30M-1G H

Suspected List

NO.	Freq. [MHz]	Level [dBm]	Limit [dBm]	Margin [dB]	Factor [dB]	Path [dB]	Air [dB]	Angle [°]	EUT Pol.	Ant. Pol.
1	33.8840	-56.65	-13.00	43.65	-9.81	-39.59	29.78	337	Z	Horizontal
2	104.7650	-69.77	-13.00	56.77	-17.53	-38.70	21.17	77	Z	Horizontal
3	204.7750	-68.81	-13.00	55.81	-14.51	-37.71	23.20	339	Z	Horizontal
4	319.3490	-72.2	-13.00	59.20	-12.59	-37.00	24.41	159	Z	Horizontal
5	825.2250	-60.69	-13.00	47.69	-2.96	-34.16	31.20	191	Z	NA
6	884.4540	-38.18	-13.00	25.18	-2.10	-34.01	31.91	78	Z	NA

Test Graph

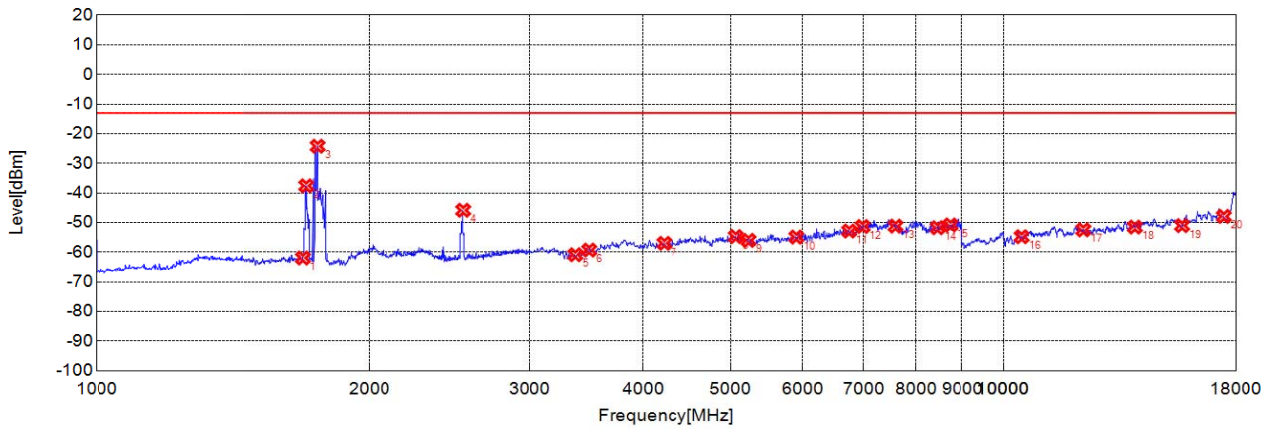


CA_4A-5A Mid 4A_20M 5A_10M 1RB 30M-1G V

Suspected List										
NO.	Freq. [MHz]	Level [dBm]	Limit [dBm]	Margin [dB]	Factor [dB]	Path [dB]	Air [dB]	Angle [°]	EUT Pol.	Ant. Pol.
1	34.8550	-57.59	-13.00	44.59	-16.68	-39.58	22.90	53	Z	Vertical
2	57.1870	-70.42	-13.00	57.42	-17.44	-39.48	22.04	77	Z	Vertical
3	202.8330	-73	-13.00	60.00	-16.29	-37.76	21.47	303	Z	Vertical
4	314.4940	-73.3	-13.00	60.30	-11.69	-36.98	25.29	113	Z	Vertical
5	832.9930	-67.92	-13.00	54.92	-2.60	-34.14	31.54	213	Z	NA
6	880.5710	-41.18	-13.00	28.18	-1.56	-34.02	32.46	132	Z	NA



Test Graph



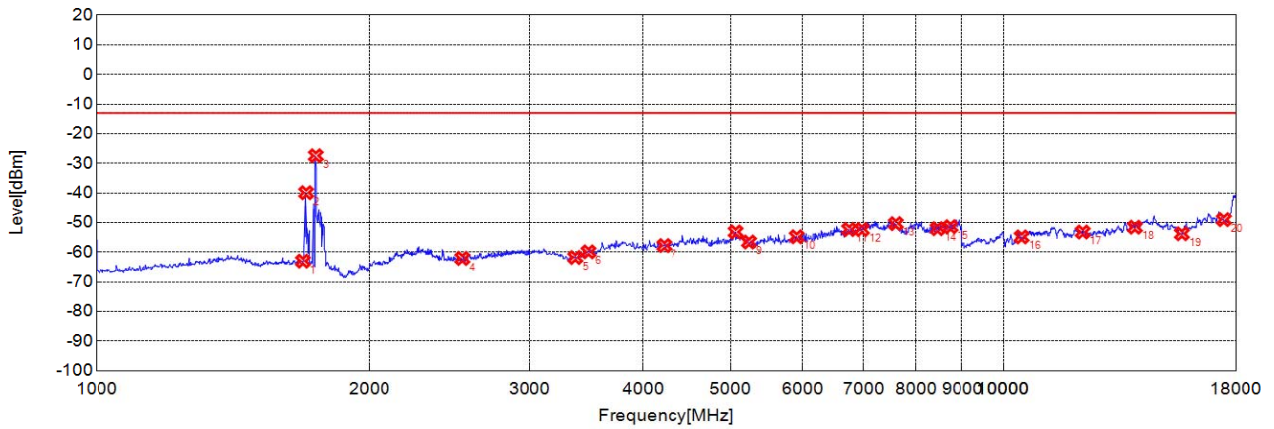
○ Final Test

CA_4A-5A High 4A_20M 5A_10M 1RB 1-18G H

Suspected List

NO.	Freq. [MHz]	Level [dBm]	Limit [dBm]	Margin [dB]	Factor [dB]	Path [dB]	Air [dB]	Angle [°]	EUT Pol.	Ant. Pol.
1	1688.6890	-61.96	-13.00	48.96	-8.55	-46.33	37.78	179	Z	Horizontal
2	1702.7030	-37.6	-13.00	24.60	-8.43	-46.35	37.92	40	Z	NA
3	1752.7530	-24.23	-13.00	11.23	-8.27	-46.26	37.99	172	Z	NA
4	2537.5380	-45.85	-13.00	32.85	-10.69	-47.46	36.77	91	Z	Horizontal
5	3372.3720	-60.86	-13.00	47.86	-9.58	-47.80	38.22	222	Z	Horizontal
6	3492.4920	-59.29	-13.00	46.29	-8.41	-47.39	38.98	29	Z	Horizontal
7	4219.2190	-57	-13.00	44.00	-6.84	-46.54	39.70	154	Z	Horizontal
8	5066.0660	-54.72	-13.00	41.72	-2.36	-43.85	41.49	123	Z	Horizontal
9	5234.2340	-56.01	-13.00	43.01	-2.52	-43.39	40.87	229	Z	Horizontal
10	5906.9070	-54.9	-13.00	41.90	-1.32	-42.63	41.31	178	Z	Horizontal
11	6753.7540	-52.86	-13.00	39.86	1.90	-40.97	42.87	209	Z	Horizontal
12	6987.9880	-51.33	-13.00	38.33	4.13	-40.00	44.13	331	Z	Horizontal
13	7594.5950	-51.21	-13.00	38.21	7.27	-37.84	45.11	123	Z	Horizontal
14	8447.4470	-51.75	-13.00	38.75	6.97	-38.08	45.05	10	Z	Horizontal
15	8729.7300	-50.8	-13.00	37.80	7.67	-39.03	46.70	288	Z	Horizontal
16	10468.4680	-54.78	-13.00	41.78	12.69	-36.33	49.02	263	Z	Horizontal
17	12225.2250	-52.46	-13.00	39.46	18.20	-31.05	49.25	303	Z	Horizontal
18	13954.9550	-51.53	-13.00	38.53	20.92	-28.63	49.55	170	Z	Horizontal
19	15711.7120	-51.03	-13.00	38.03	21.16	-29.76	50.92	191	Z	Horizontal
20	17450.4500	-47.93	-13.00	34.93	23.91	-27.10	51.01	341	Z	Horizontal

Test Graph



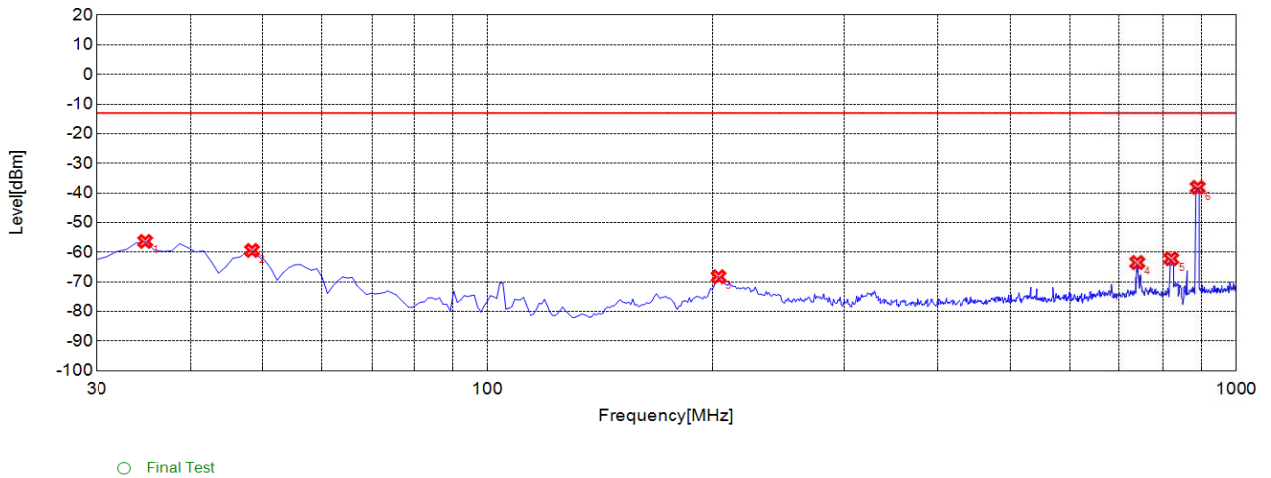
○ Final Test

CA_4A-5A High 4A_20M 5A_10M 1RB 1-18G V

Suspected List

NO.	Freq. [MHz]	Level [dBm]	Limit [dBm]	Margin [dB]	Factor [dB]	Path [dB]	Air [dB]	Angle [°]	EUT Pol.	Ant. Pol.
1	1688.6890	-63.04	-13.00	50.04	-9.51	-46.33	36.82	138	Z	Vertical
2	1702.7030	-39.92	-13.00	26.92	-9.41	-46.35	36.94	191	Z	NA
3	1744.7450	-27.44	-13.00	14.44	-9.27	-46.27	37.00	7	Z	NA
4	2531.5320	-62.11	-13.00	49.11	-10.78	-47.40	36.62	15	Z	Vertical
5	3372.3720	-61.8	-13.00	48.80	-10.24	-47.80	37.56	142	Z	Vertical
6	3486.4860	-59.89	-13.00	46.89	-8.97	-47.41	38.44	294	Z	Vertical
7	4219.2190	-57.77	-13.00	44.77	-7.04	-46.54	39.50	353	Z	Vertical
8	5066.0660	-53.17	-13.00	40.17	-2.45	-43.85	41.40	308	Z	Vertical
9	5240.2400	-56.57	-13.00	43.57	-2.93	-43.43	40.50	83	Z	Vertical
10	5912.9130	-54.78	-13.00	41.78	-1.25	-42.59	41.34	332	Z	Vertical
11	6753.7540	-52.34	-13.00	39.34	2.05	-40.97	43.02	191	Z	Vertical
12	6975.9760	-52.35	-13.00	39.35	3.71	-40.18	43.89	340	Z	Vertical
13	7600.6010	-50.36	-13.00	37.36	7.41	-37.76	45.17	150	Z	Vertical
14	8447.4470	-52.06	-13.00	39.06	6.83	-38.08	44.91	98	Z	Vertical
15	8729.7300	-51.4	-13.00	38.40	7.46	-39.03	46.49	195	Z	Vertical
16	10468.4680	-54.84	-13.00	41.84	12.63	-36.33	48.96	338	Z	Vertical
17	12207.2070	-53.2	-13.00	40.20	17.43	-31.44	48.87	6	Z	Vertical
18	13954.9550	-51.57	-13.00	38.57	21.06	-28.63	49.69	58	Z	Vertical
19	15702.7030	-53.78	-13.00	40.78	18.54	-29.81	48.35	218	Z	Vertical
20	17450.4500	-49.01	-13.00	36.01	23.06	-27.10	50.16	65	Z	Vertical

Test Graph

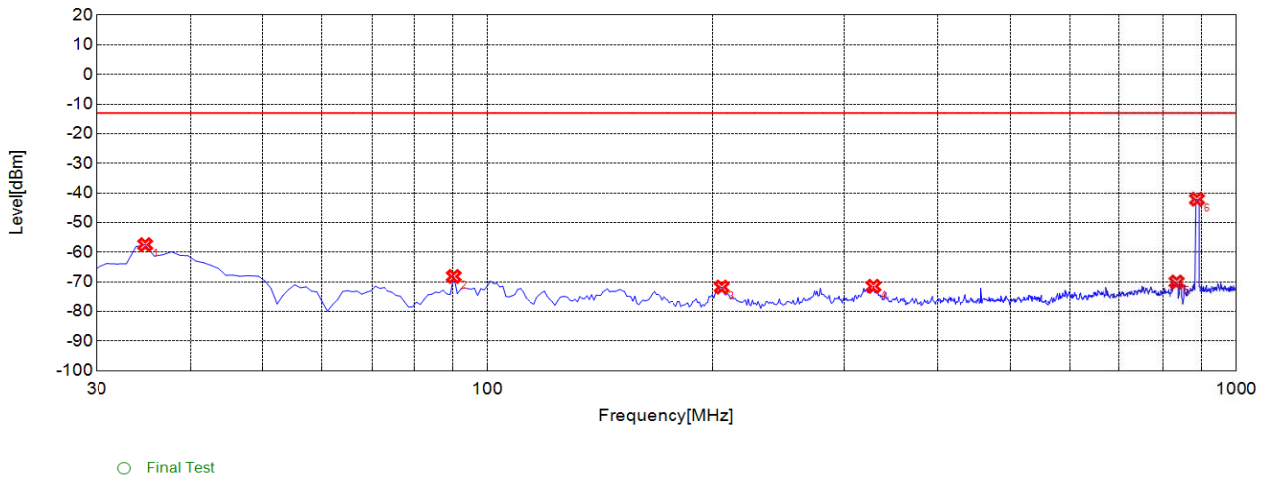


CA_4A-5A High 4A_20M 5A_10M 1RB 30M-1G H

Suspected List

NO.	Freq. [MHz]	Level [dBm]	Limit [dBm]	Margin [dB]	Factor [dB]	Path [dB]	Air [dB]	Angle [°]	EUT Pol.	Ant. Pol.
1	34.8550	-56.37	-13.00	43.37	-9.37	-39.58	30.21	181	Z	Horizontal
2	48.4480	-59.41	-13.00	46.41	-7.02	-39.47	32.45	192	Z	Horizontal
3	203.8040	-68.29	-13.00	55.29	-14.59	-37.73	23.14	248	Z	Horizontal
4	739.7800	-63.5	-13.00	50.50	-3.25	-34.24	30.99	234	Z	Horizontal
5	820.3700	-62.21	-13.00	49.21	-3.15	-34.18	31.03	63	Z	NA
6	889.3090	-38.13	-13.00	25.13	-2.03	-34.00	31.97	292	Z	NA

Test Graph



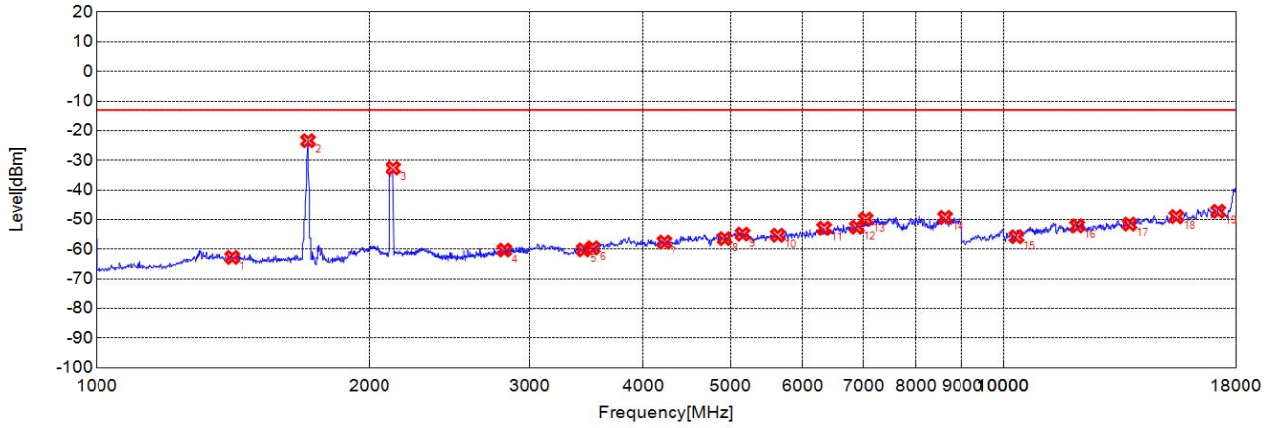
CA_4A-5A High 4A_20M 5A_10M 1RB 30M-1G V

Suspected List										
NO.	Freq. [MHz]	Level [dBm]	Limit [dBm]	Margin [dB]	Factor [dB]	Path [dB]	Air [dB]	Angle [°]	EUT Pol.	Ant. Pol.
1	34.8550	-57.46	-13.00	44.46	-16.68	-39.58	22.90	283	Z	Vertical
2	90.2000	-68.17	-13.00	55.17	-16.50	-38.71	22.21	90	Z	Vertical
3	205.7460	-71.78	-13.00	58.78	-16.44	-37.68	21.24	108	Z	Vertical
4	328.0880	-71.52	-13.00	58.52	-11.16	-37.03	25.87	335	Z	Vertical
5	833.9640	-70.08	-13.00	57.08	-2.63	-34.14	31.51	26	Z	NA
6	887.3670	-42.12	-13.00	29.12	-1.29	-34.00	32.71	155	Z	NA



4A_12A

Test Graph



○ Final Test

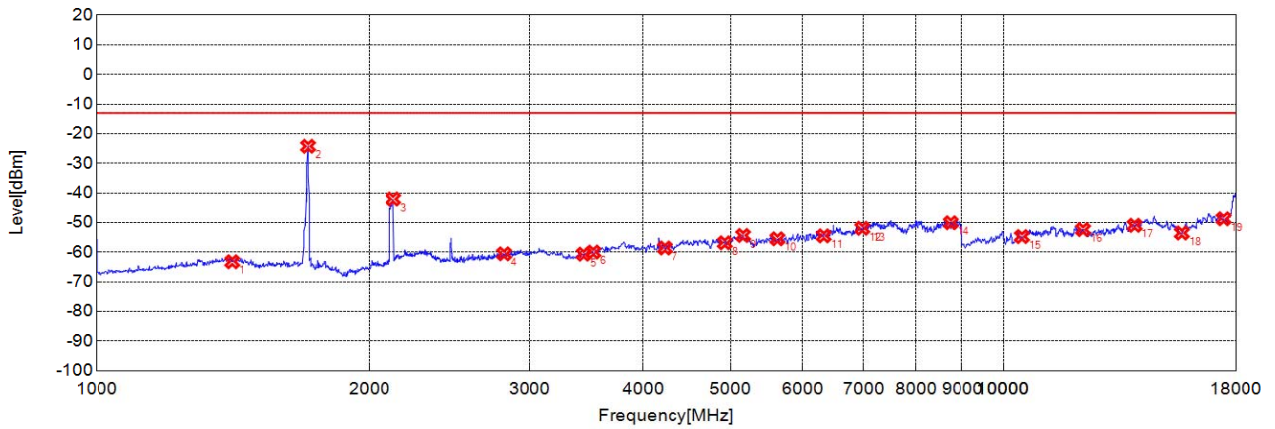
CA_4A-12A Low 4A_20M 12A_10M 1RB 1-18G H

Suspected List

NO.	Freq. [MHz]	Level [dBm]	Limit [dBm]	Margin [dB]	Factor [dB]	Path [dB]	Air [dB]	Angle [°]	EUT Pol.	Ant. Pol.
1	1408.4080	-62.77	-13.00	49.77	-8.55	-45.36	36.81	162	Z	Horizontal
2	1710.7110	-23.37	-13.00	10.37	-8.41	-46.34	37.93	310	Z	NA
3	2127.1270	-32.62	-13.00	19.62	-8.13	-47.00	38.87	195	Z	Horizontal
4	2813.8140	-60.3	-13.00	47.30	-9.33	-47.83	38.50	307	Z	Horizontal
5	3444.4440	-60.23	-13.00	47.23	-8.90	-47.53	38.63	312	Z	Horizontal
6	3522.5230	-59.54	-13.00	46.54	-8.56	-47.65	39.09	196	Z	Horizontal
7	4219.2190	-57.61	-13.00	44.61	-6.84	-46.54	39.70	283	Z	Horizontal
8	4927.9280	-56.44	-13.00	43.44	-3.31	-44.45	41.14	79	Z	Horizontal
9	5156.1560	-54.92	-13.00	41.92	-2.41	-43.74	41.33	160	Z	Horizontal
10	5636.6370	-55.29	-13.00	42.29	-2.08	-42.90	40.82	267	Z	Horizontal
11	6339.3390	-52.92	-13.00	39.92	-0.25	-42.46	42.21	259	Z	Horizontal
12	6885.8860	-52.57	-13.00	39.57	2.81	-40.50	43.31	178	Z	Horizontal
13	7042.0420	-49.84	-13.00	36.84	4.56	-39.90	44.46	225	Z	Horizontal
14	8609.6100	-49.27	-13.00	36.27	7.61	-38.60	46.21	86	Z	Horizontal
15	10333.3330	-55.8	-13.00	42.80	12.95	-36.03	48.98	168	Z	Horizontal
16	12036.0360	-52.14	-13.00	39.14	18.12	-31.27	49.39	94	Z	Horizontal
17	13765.7660	-51.54	-13.00	38.54	21.00	-28.67	49.67	272	Z	Horizontal
18	15486.4860	-48.99	-13.00	35.99	21.99	-28.88	50.87	182	Z	Horizontal
19	17207.2070	-47.21	-13.00	34.21	24.56	-27.14	51.70	54	Z	Horizontal



Test Graph



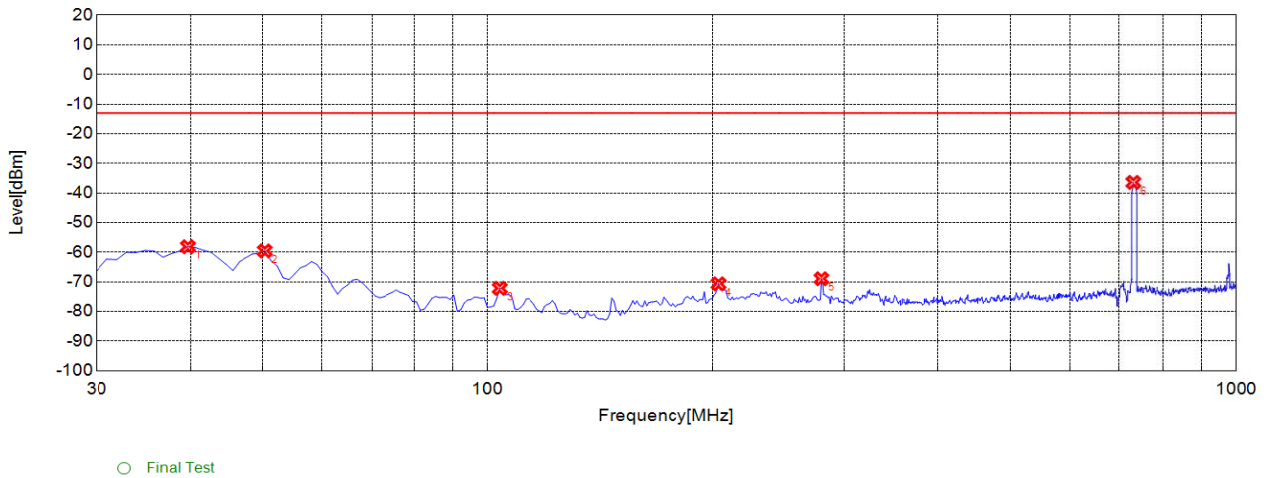
○ Final Test

CA_4A-12A Low 4A_20M 12A_10M 1RB 1-18G V

Suspected List

NO.	Freq. [MHz]	Level [dBm]	Limit [dBm]	Margin [dB]	Factor [dB]	Path [dB]	Air [dB]	Angle [°]	EUT Pol.	Ant. Pol.
1	1408.4080	-63.23	-13.00	50.23	-8.21	-45.36	37.15	258	Z	Vertical
2	1710.7110	-24.25	-13.00	11.25	-9.39	-46.34	36.95	10	Z	NA
3	2127.1270	-42.06	-13.00	29.06	-9.38	-47.00	37.62	102	Z	Vertical
4	2811.8120	-60.56	-13.00	47.56	-9.70	-47.85	38.15	56	Z	Vertical
5	3444.4440	-60.67	-13.00	47.67	-9.50	-47.53	38.03	57	Z	Vertical
6	3528.5290	-59.95	-13.00	46.95	-9.12	-47.72	38.60	65	Z	Vertical
7	4225.2250	-58.59	-13.00	45.59	-7.10	-46.61	39.51	104	Z	Vertical
8	4927.9280	-56.83	-13.00	43.83	-3.78	-44.45	40.67	293	Z	Vertical
9	5162.1620	-54.35	-13.00	41.35	-2.48	-43.66	41.18	176	Z	Vertical
10	5630.6310	-55.48	-13.00	42.48	-2.49	-42.94	40.45	134	Z	Vertical
11	6333.3330	-54.49	-13.00	41.49	-0.11	-42.43	42.32	109	Z	Vertical
12	6981.9820	-51.92	-13.00	38.92	3.83	-40.09	43.92	322	Z	Vertical
13	7042.0420	-51.96	-13.00	38.96	4.46	-39.90	44.36	281	Z	Vertical
14	8735.7360	-50.05	-13.00	37.05	7.37	-39.10	46.47	100	Z	Vertical
15	10477.4770	-54.72	-13.00	41.72	12.55	-36.32	48.87	162	Z	Vertical
16	12216.2160	-52.36	-13.00	39.36	17.60	-31.25	48.85	254	Z	Vertical
17	13945.9460	-50.92	-13.00	37.92	21.08	-28.63	49.71	0	Z	Vertical
18	15702.7030	-53.53	-13.00	40.53	18.54	-29.81	48.35	104	Z	Vertical
19	17441.4410	-48.73	-13.00	35.73	22.96	-27.21	50.17	25	Z	Vertical

Test Graph

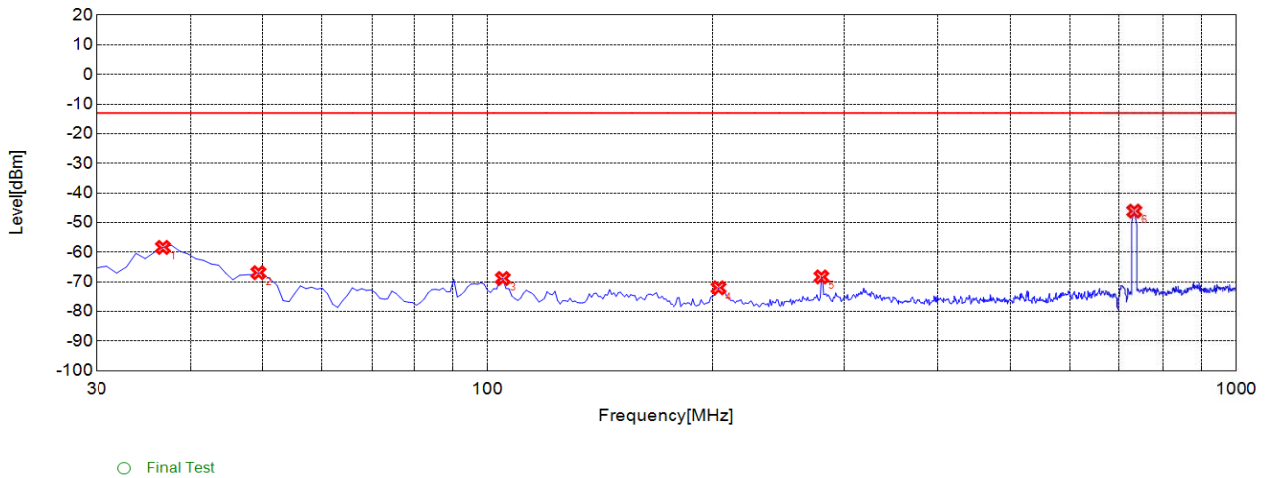


CA_4A-12A Low 4A_20M 12A_10M 1RB 30M-1G H

Suspected List

NO.	Freq. [MHz]	Level [dBm]	Limit [dBm]	Margin [dB]	Factor [dB]	Path [dB]	Air [dB]	Angle [°]	EUT Pol.	Ant. Pol.
1	39.7100	-58.15	-13.00	45.15	-7.19	-39.54	32.35	94	Z	Horizontal
2	50.3900	-59.56	-13.00	46.56	-7.16	-39.46	32.30	234	Z	Horizontal
3	103.7940	-72.19	-13.00	59.19	-17.50	-38.70	21.20	3	Z	Horizontal
4	203.8040	-70.69	-13.00	57.69	-14.59	-37.73	23.14	114	Z	Horizontal
5	279.5400	-68.96	-13.00	55.96	-12.04	-37.04	25.00	25	Z	Horizontal
6	731.0410	-36.45	-13.00	23.45	-3.46	-34.27	30.81	14	Z	NA

Test Graph



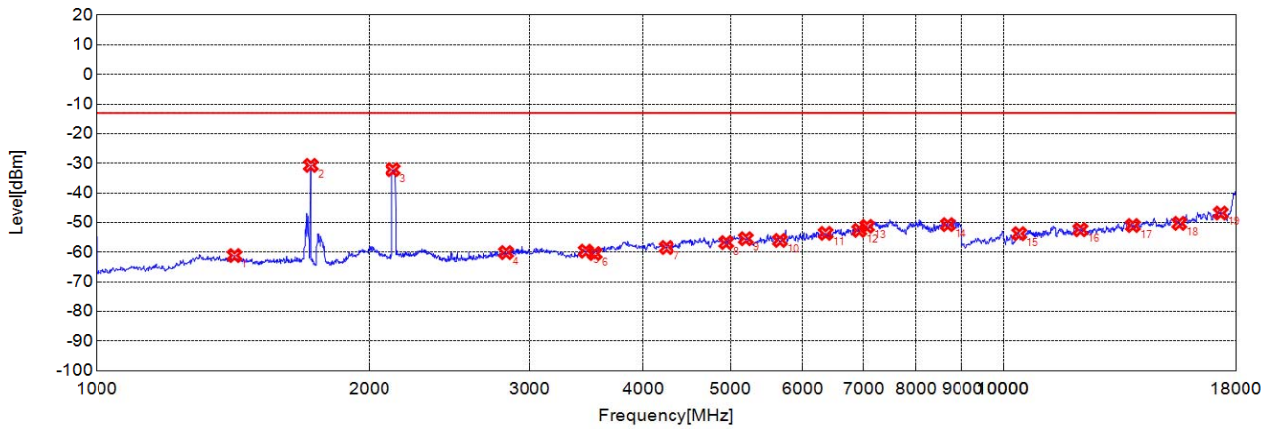
CA_4A-12A Low 4A_20M 12A_10M 1RB 30M-1G V

Suspected List

NO.	Freq. [MHz]	Level [dBm]	Limit [dBm]	Margin [dB]	Factor [dB]	Path [dB]	Air [dB]	Angle [°]	EUT Pol.	Ant. Pol.
1	36.7970	-58.38	-13.00	45.38	-16.55	-39.57	23.02	334	Z	Vertical
2	49.4190	-66.92	-13.00	53.92	-15.27	-39.46	24.19	233	Z	Vertical
3	104.7650	-68.87	-13.00	55.87	-14.20	-38.70	24.50	72	Z	Vertical
4	203.8040	-72.02	-13.00	59.02	-16.34	-37.73	21.39	294	Z	Vertical
5	279.5400	-68.35	-13.00	55.35	-12.54	-37.04	24.50	325	Z	Vertical
6	732.9830	-46.16	-13.00	33.16	-3.39	-34.26	30.87	260	Z	NA



Test Graph



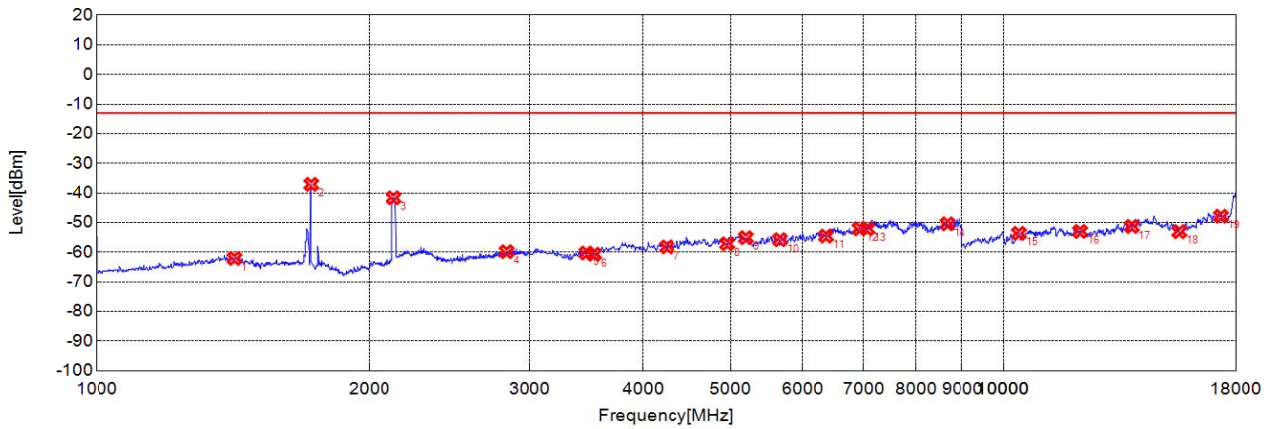
○ Final Test

CA_4A-12A Mid 4A_20M 12A_10M 1RB 1-18G H

Suspected List

NO.	Freq. [MHz]	Level [dBm]	Limit [dBm]	Margin [dB]	Factor [dB]	Path [dB]	Air [dB]	Angle [°]	EUT Pol.	Ant. Pol.
1	1416.4160	-61.13	-13.00	48.13	-8.62	-45.37	36.75	208	Z	Horizontal
2	1722.7230	-30.7	-13.00	17.70	-8.36	-46.31	37.95	73	Z	NA
3	2125.1250	-32.14	-13.00	19.14	-8.16	-47.03	38.87	180	Z	Horizontal
4	2825.8260	-60.13	-13.00	47.13	-9.19	-47.72	38.53	307	Z	Horizontal
5	3462.4620	-59.64	-13.00	46.64	-8.73	-47.49	38.76	275	Z	Horizontal
6	3540.5410	-60.45	-13.00	47.45	-8.73	-47.87	39.14	203	Z	Horizontal
7	4243.2430	-58.42	-13.00	45.42	-7.07	-46.83	39.76	92	Z	Horizontal
8	4945.9460	-56.75	-13.00	43.75	-3.61	-44.81	41.20	147	Z	Horizontal
9	5198.1980	-55.45	-13.00	42.45	-2.01	-43.17	41.16	309	Z	Horizontal
10	5666.6670	-56.03	-13.00	43.03	-1.97	-42.79	40.82	123	Z	Horizontal
11	6363.3630	-53.66	-13.00	40.66	-0.18	-42.41	42.23	339	Z	Horizontal
12	6927.9280	-52.62	-13.00	39.62	3.18	-40.44	43.62	322	Z	Horizontal
13	7066.0660	-51.28	-13.00	38.28	4.71	-39.88	44.59	193	Z	Horizontal
14	8669.6700	-50.7	-13.00	37.70	7.65	-38.83	46.48	50	Z	Horizontal
15	10405.4050	-53.75	-13.00	40.75	14.97	-34.54	49.51	164	Z	Horizontal
16	12135.1350	-52.42	-13.00	39.42	18.11	-31.32	49.43	2	Z	Horizontal
17	13882.8830	-51	-13.00	38.00	21.44	-28.28	49.72	302	Z	Horizontal
18	15603.6040	-50.27	-13.00	37.27	21.18	-29.12	50.30	323	Z	Horizontal
19	17315.3150	-46.79	-13.00	33.79	23.88	-27.64	51.52	23	Z	Horizontal

Test Graph



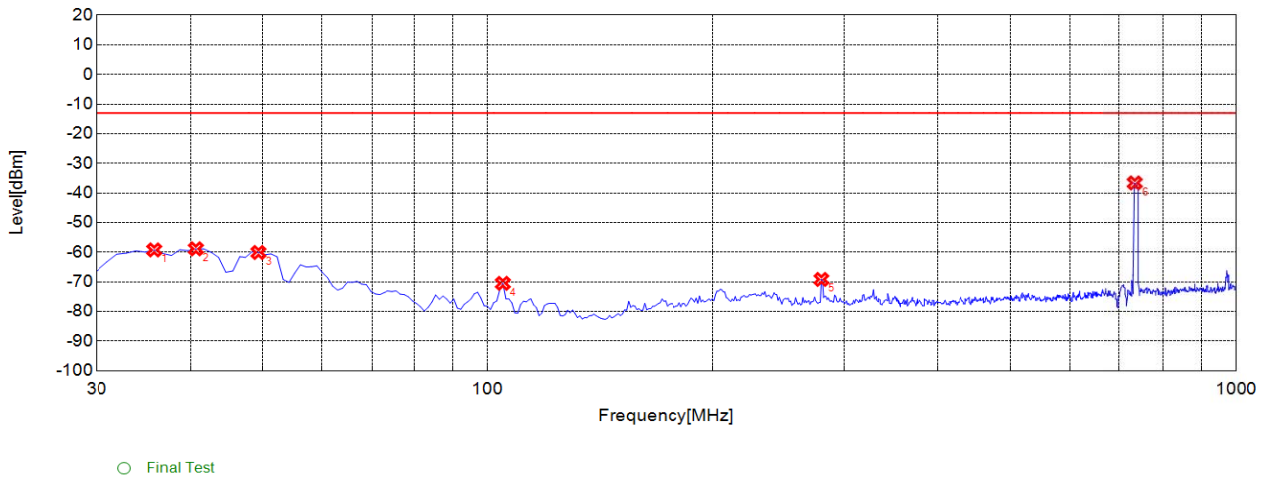
○ Final Test

CA_4A-12A Mid 4A_20M 12A_10M 1RB 1-18G V

Suspected List

NO.	Freq. [MHz]	Level [dBm]	Limit [dBm]	Margin [dB]	Factor [dB]	Path [dB]	Air [dB]	Angle [°]	EUT Pol.	Ant. Pol.
1	1416.4160	-62.1	-13.00	49.10	-8.38	-45.37	36.99	314	Z	Vertical
2	1724.7250	-37.11	-13.00	24.11	-9.34	-46.31	36.97	258	Z	NA
3	2129.1290	-41.66	-13.00	28.66	-9.31	-46.98	37.67	290	Z	Vertical
4	2829.8300	-59.82	-13.00	46.82	-9.47	-47.69	38.22	280	Z	Vertical
5	3468.4680	-60.28	-13.00	47.28	-9.21	-47.47	38.26	304	Z	Vertical
6	3534.5350	-60.71	-13.00	47.71	-9.19	-47.80	38.61	263	Z	Vertical
7	4249.2490	-58.21	-13.00	45.21	-7.36	-46.90	39.54	69	Z	Vertical
8	4957.9580	-57.16	-13.00	44.16	-4.01	-44.72	40.71	119	Z	Vertical
9	5198.1980	-55.12	-13.00	42.12	-2.30	-43.17	40.87	294	Z	Vertical
10	5666.6670	-55.79	-13.00	42.79	-2.23	-42.79	40.56	119	Z	Vertical
11	6369.3690	-54.57	-13.00	41.57	0.13	-42.36	42.49	305	Z	Vertical
12	6933.9340	-52.1	-13.00	39.10	3.25	-40.47	43.72	54	Z	Vertical
13	7072.0720	-52.07	-13.00	39.07	4.77	-39.86	44.63	309	Z	Vertical
14	8663.6640	-50.42	-13.00	37.42	7.53	-38.86	46.39	82	Z	Vertical
15	10396.3960	-53.66	-13.00	40.66	15.17	-34.43	49.60	269	Z	Vertical
16	12126.1260	-52.98	-13.00	39.98	17.25	-31.52	48.77	304	Z	Vertical
17	13846.8470	-51.31	-13.00	38.31	21.26	-28.39	49.65	201	Z	Vertical
18	15603.6040	-53.08	-13.00	40.08	18.49	-29.12	47.61	70	Z	Vertical
19	17324.3240	-47.87	-13.00	34.87	23.06	-27.47	50.53	295	Z	Vertical

Test Graph

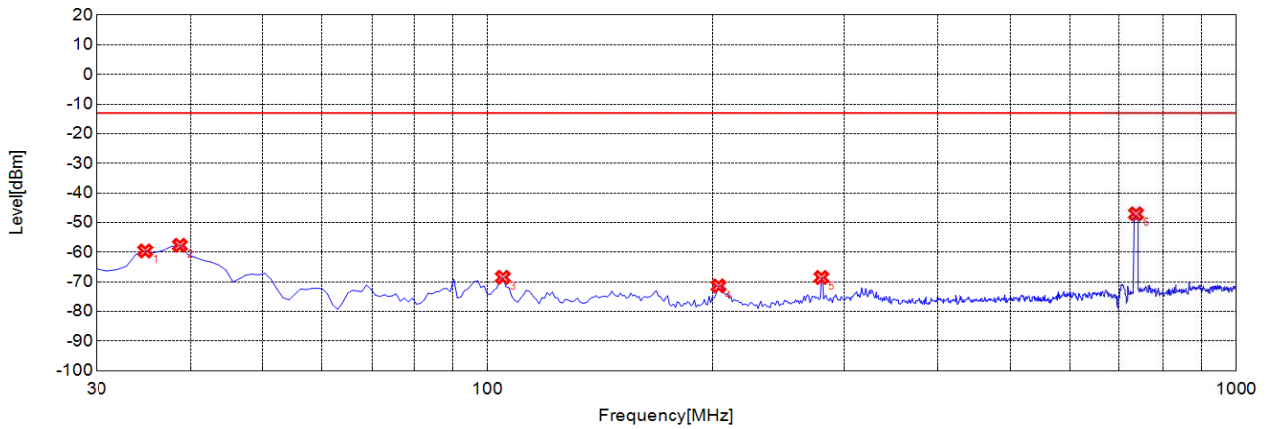


CA_4A-12A Mid 4A_20M 12A_10M 1RB 30M-1G H

Suspected List

NO.	Freq. [MHz]	Level [dBm]	Limit [dBm]	Margin [dB]	Factor [dB]	Path [dB]	Air [dB]	Angle [°]	EUT Pol.	Ant. Pol.
1	35.8260	-59.23	-13.00	46.23	-8.93	-39.57	30.64	194	Z	Horizontal
2	40.6810	-58.87	-13.00	45.87	-7.05	-39.53	32.48	289	Z	Horizontal
3	49.4190	-60.1	-13.00	47.10	-7.01	-39.46	32.45	199	Z	Horizontal
4	104.7650	-70.51	-13.00	57.51	-17.53	-38.70	21.17	337	Z	Horizontal
5	279.5400	-69.19	-13.00	56.19	-12.04	-37.04	25.00	204	Z	Horizontal
6	733.9540	-36.62	-13.00	23.62	-3.39	-34.26	30.87	142	Z	NA

Test Graph



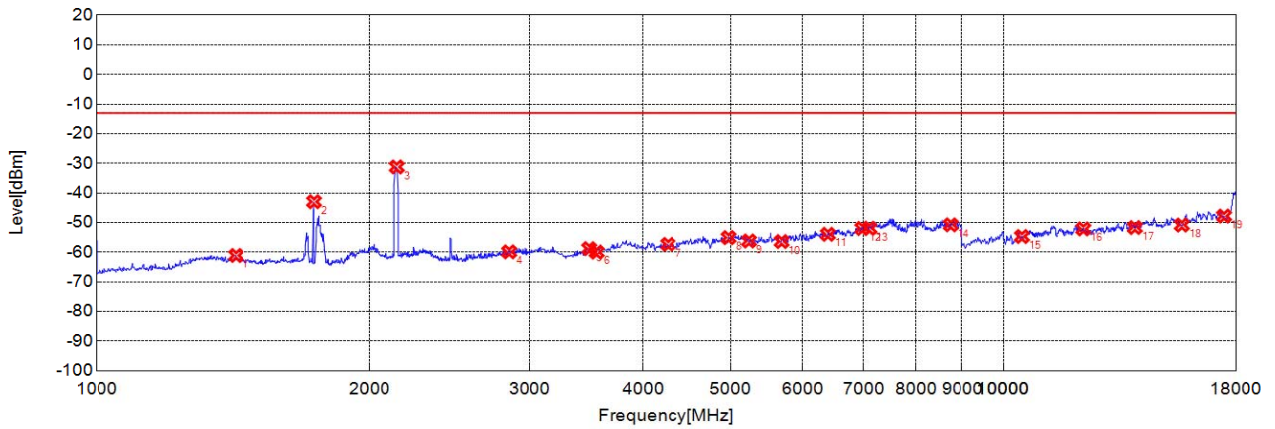
○ Final Test

CA_4A-12A Mid 4A_20M 12A_10M 1RB 30M-1G V

Suspected List

NO.	Freq. [MHz]	Level [dBm]	Limit [dBm]	Margin [dB]	Factor [dB]	Path [dB]	Air [dB]	Angle [°]	EUT Pol.	Ant. Pol.
1	34.8550	-59.58	-13.00	46.58	-16.68	-39.58	22.90	329	Z	Vertical
2	38.7390	-57.66	-13.00	44.66	-16.41	-39.55	23.14	20	Z	Vertical
3	104.7650	-68.47	-13.00	55.47	-14.20	-38.70	24.50	132	Z	Vertical
4	203.8040	-71.38	-13.00	58.38	-16.34	-37.73	21.39	81	Z	Vertical
5	279.5400	-68.53	-13.00	55.53	-12.54	-37.04	24.50	269	Z	Vertical
6	736.8670	-47.06	-13.00	34.06	-3.31	-34.25	30.94	143	Z	NA

Test Graph



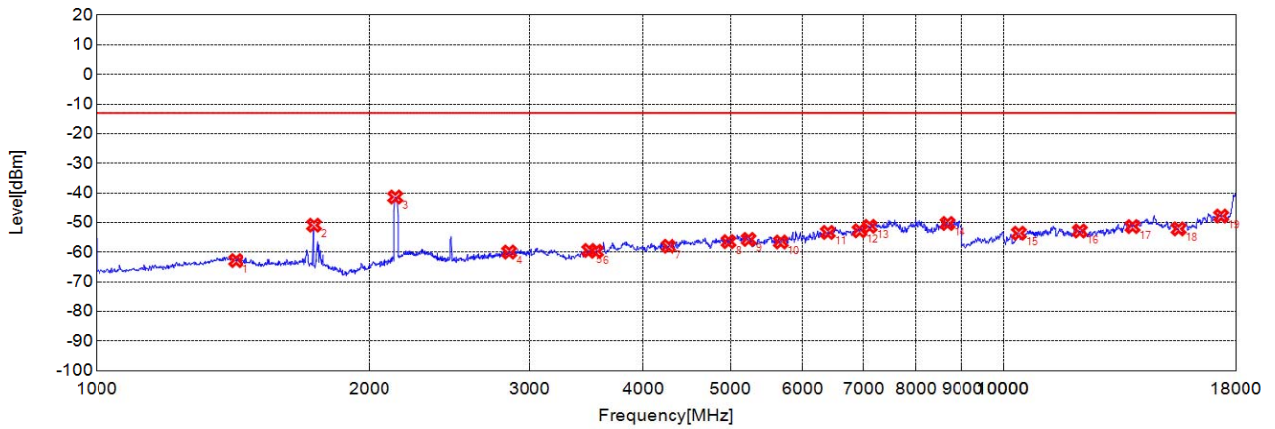
○ Final Test

CA_4A-12A High 4A_20M 12A_10M 1RB 1-18G H

Suspected List

NO.	Freq. [MHz]	Level [dBm]	Limit [dBm]	Margin [dB]	Factor [dB]	Path [dB]	Air [dB]	Angle [°]	EUT Pol.	Ant. Pol.
1	1422.4220	-61.11	-13.00	48.11	-8.68	-45.38	36.70	331	Z	Horizontal
2	1736.7370	-42.96	-13.00	29.96	-8.32	-46.29	37.97	67	Z	NA
3	2147.1470	-31.22	-13.00	18.22	-7.82	-46.76	38.94	232	Z	Horizontal
4	2847.8480	-59.89	-13.00	46.89	-8.93	-47.52	38.59	169	Z	Horizontal
5	3492.4920	-58.8	-13.00	45.80	-8.41	-47.39	38.98	38	Z	Horizontal
6	3558.5590	-59.98	-13.00	46.98	-8.63	-47.81	39.18	228	Z	Horizontal
7	4261.2610	-57.37	-13.00	44.37	-6.95	-46.76	39.81	162	Z	Horizontal
8	4975.9760	-55.09	-13.00	42.09	-3.04	-44.33	41.29	324	Z	Horizontal
9	5240.2400	-56.23	-13.00	43.23	-2.61	-43.43	40.82	227	Z	Horizontal
10	5690.6910	-56.4	-13.00	43.40	-1.92	-42.75	40.83	270	Z	Horizontal
11	6399.3990	-53.97	-13.00	40.97	0.17	-42.09	42.26	30	Z	Horizontal
12	6981.9820	-52	-13.00	39.00	3.99	-40.09	44.08	120	Z	Horizontal
13	7108.1080	-51.94	-13.00	38.94	5.09	-39.73	44.82	139	Z	Horizontal
14	8735.7360	-50.78	-13.00	37.78	7.61	-39.10	46.71	181	Z	Horizontal
15	10477.4770	-54.7	-13.00	41.70	12.63	-36.32	48.95	291	Z	Horizontal
16	12225.2250	-52.15	-13.00	39.15	18.20	-31.05	49.25	66	Z	Horizontal
17	13954.9550	-51.68	-13.00	38.68	20.92	-28.63	49.55	34	Z	Horizontal
18	15702.7030	-50.84	-13.00	37.84	21.14	-29.81	50.95	238	Z	Horizontal
19	17459.4590	-47.81	-13.00	34.81	23.86	-27.15	51.01	70	Z	Horizontal

Test Graph



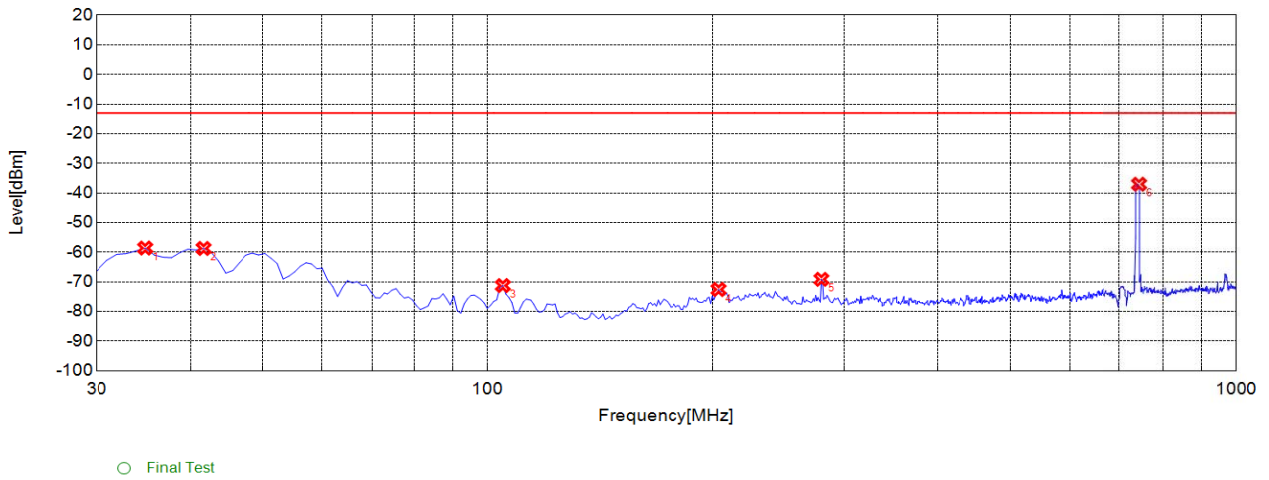
CA_4A-12A High 4A_20M 12A_10M 1RB 1-18G V

Suspected List

NO.	Freq. [MHz]	Level [dBm]	Limit [dBm]	Margin [dB]	Factor [dB]	Path [dB]	Air [dB]	Angle [°]	EUT Pol.	Ant. Pol.
1	1422.4220	-62.83	-13.00	49.83	-8.51	-45.38	36.87	336	Z	Vertical
2	1736.7370	-50.89	-13.00	37.89	-9.30	-46.29	36.99	343	Z	NA
3	2139.1390	-41.39	-13.00	28.39	-8.92	-46.85	37.93	20	Z	Vertical
4	2847.8480	-59.95	-13.00	46.95	-9.23	-47.52	38.29	221	Z	Vertical
5	3492.4920	-59.41	-13.00	46.41	-8.89	-47.39	38.50	326	Z	Vertical
6	3552.5530	-59.7	-13.00	46.70	-9.31	-47.94	38.63	2	Z	Vertical
7	4267.2670	-57.99	-13.00	44.99	-7.12	-46.68	39.56	18	Z	Vertical
8	4975.9760	-56.44	-13.00	43.44	-3.60	-44.33	40.73	208	Z	Vertical
9	5234.2340	-55.69	-13.00	42.69	-2.84	-43.39	40.55	124	Z	Vertical
10	5678.6790	-56.55	-13.00	43.55	-2.17	-42.77	40.60	189	Z	Vertical
11	6399.3990	-53.34	-13.00	40.34	0.55	-42.09	42.64	103	Z	Vertical
12	6933.9340	-52.78	-13.00	39.78	3.25	-40.47	43.72	126	Z	Vertical
13	7114.1140	-51.27	-13.00	38.27	5.27	-39.70	44.97	100	Z	Vertical
14	8663.6640	-50.3	-13.00	37.30	7.53	-38.86	46.39	49	Z	Vertical
15	10396.3960	-53.59	-13.00	40.59	15.17	-34.43	49.60	43	Z	Vertical
16	12117.1170	-52.83	-13.00	39.83	17.04	-31.72	48.76	248	Z	Vertical
17	13873.8740	-51.36	-13.00	38.36	21.41	-28.33	49.74	239	Z	Vertical
18	15576.5770	-52.13	-13.00	39.13	18.88	-28.98	47.86	246	Z	Vertical
19	17333.3330	-47.81	-13.00	34.81	23.19	-27.30	50.49	321	Z	Vertical



Test Graph

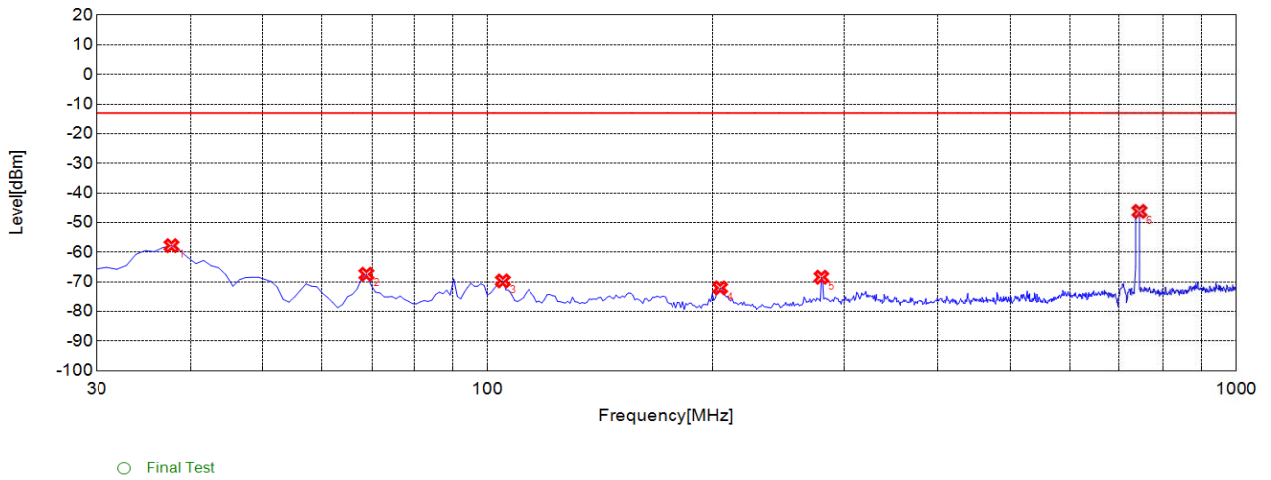


CA_4A-12A High 4A_20M 12A_10M 1RB 30M-1G H

Suspected List

NO.	Freq. [MHz]	Level [dBm]	Limit [dBm]	Margin [dB]	Factor [dB]	Path [dB]	Air [dB]	Angle [°]	EUT Pol.	Ant. Pol.
1	34.8550	-58.6	-13.00	45.60	-9.37	-39.58	30.21	172	Z	Horizontal
2	41.6520	-58.73	-13.00	45.73	-7.05	-39.53	32.48	53	Z	Horizontal
3	104.7650	-71.26	-13.00	58.26	-17.53	-38.70	21.17	137	Z	Horizontal
4	203.8040	-72.59	-13.00	59.59	-14.59	-37.73	23.14	226	Z	Horizontal
5	279.5400	-69.16	-13.00	56.16	-12.04	-37.04	25.00	218	Z	Horizontal
6	743.6640	-37.07	-13.00	24.07	-3.16	-34.22	31.06	101	Z	NA

Test Graph

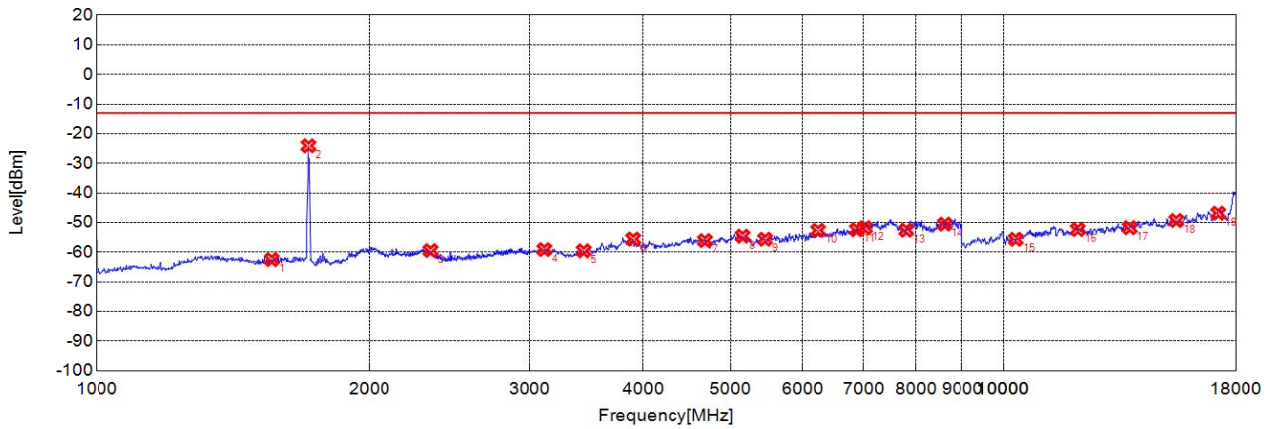


CA_4A-12A High 4A_20M 12A_10M 1RB 30M-1G V

Suspected List										
NO.	Freq. [MHz]	Level [dBm]	Limit [dBm]	Margin [dB]	Factor [dB]	Path [dB]	Air [dB]	Angle [°]	EUT Pol.	Ant. Pol.
1	37.7680	-57.79	-13.00	44.79	-16.48	-39.56	23.08	279	Z	Vertical
2	68.8390	-67.44	-13.00	54.44	-18.23	-39.51	21.28	98	Z	Vertical
3	104.7650	-69.69	-13.00	56.69	-14.20	-38.70	24.50	260	Z	Vertical
4	204.7750	-72.05	-13.00	59.05	-16.40	-37.71	21.31	241	Z	Vertical
5	279.5400	-68.44	-13.00	55.44	-12.54	-37.04	24.50	230	Z	Vertical
6	744.6350	-46.24	-13.00	33.24	-2.96	-34.22	31.26	62	Z	NA



Test Graph



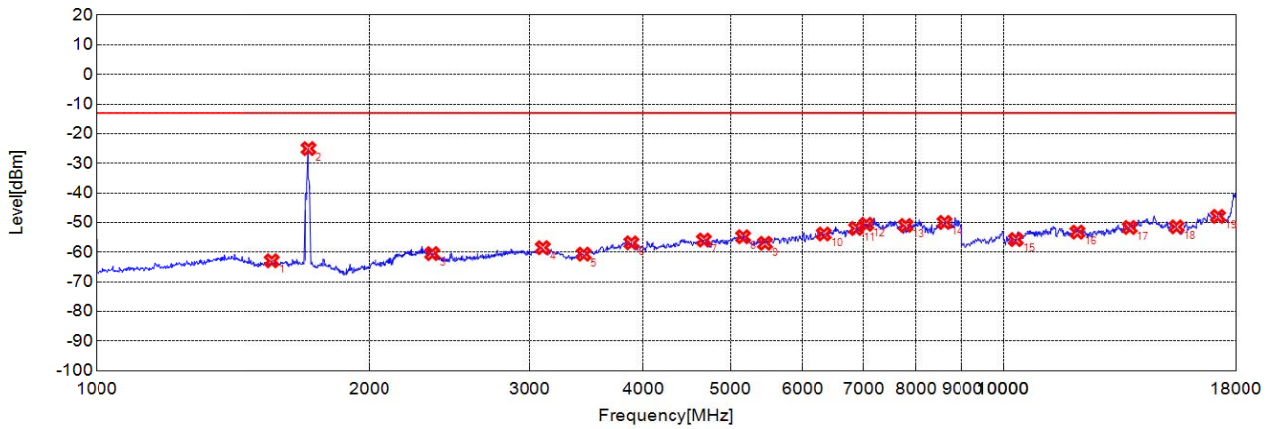
○ Final Test

CA_4A-13A Low 4A_20M 13A_10M 1RB 1-18G H

Suspected List

NO.	Freq. [MHz]	Level [dBm]	Limit [dBm]	Margin [dB]	Factor [dB]	Path [dB]	Air [dB]	Angle [°]	EUT Pol.	Ant. Pol.
1	1560.5610	-62.5	-13.00	49.50	-9.29	-45.71	36.42	313	Z	Horizontal
2	1712.7130	-24.09	-13.00	11.09	-8.39	-46.33	37.94	335	Z	Horizontal
3	2337.3370	-59.44	-13.00	46.44	-7.95	-46.49	38.54	238	Z	Horizontal
4	3120.1200	-59.12	-13.00	46.12	-8.36	-47.39	39.03	22	Z	Horizontal
5	3444.4440	-59.54	-13.00	46.54	-8.90	-47.53	38.63	344	Z	Horizontal
6	3900.9010	-55.55	-13.00	42.55	-6.91	-46.73	39.82	264	Z	Horizontal
7	4687.6880	-56.08	-13.00	43.08	-3.98	-44.80	40.82	135	Z	Horizontal
8	5156.1560	-54.59	-13.00	41.59	-2.41	-43.74	41.33	149	Z	Horizontal
9	5456.4560	-55.63	-13.00	42.63	-2.16	-42.95	40.79	239	Z	Horizontal
10	6243.2430	-52.64	-13.00	39.64	-0.04	-41.89	41.85	204	Z	Horizontal
11	6885.8860	-52.42	-13.00	39.42	2.81	-40.50	43.31	24	Z	Horizontal
12	7030.0300	-51.75	-13.00	38.75	4.52	-39.88	44.40	119	Z	Horizontal
13	7804.8050	-52.57	-13.00	39.57	6.42	-38.20	44.62	45	Z	Horizontal
14	8603.6040	-50.53	-13.00	37.53	7.64	-38.55	46.19	168	Z	Horizontal
15	10315.3150	-55.65	-13.00	42.65	12.53	-36.29	48.82	216	Z	Horizontal
16	12054.0540	-52.36	-13.00	39.36	18.12	-31.31	49.43	306	Z	Horizontal
17	13774.7750	-51.75	-13.00	38.75	21.30	-28.34	49.64	267	Z	Horizontal
18	15486.4860	-49.31	-13.00	36.31	21.99	-28.88	50.87	34	Z	Horizontal
19	17207.2070	-46.83	-13.00	33.83	24.56	-27.14	51.70	351	Z	Horizontal

Test Graph



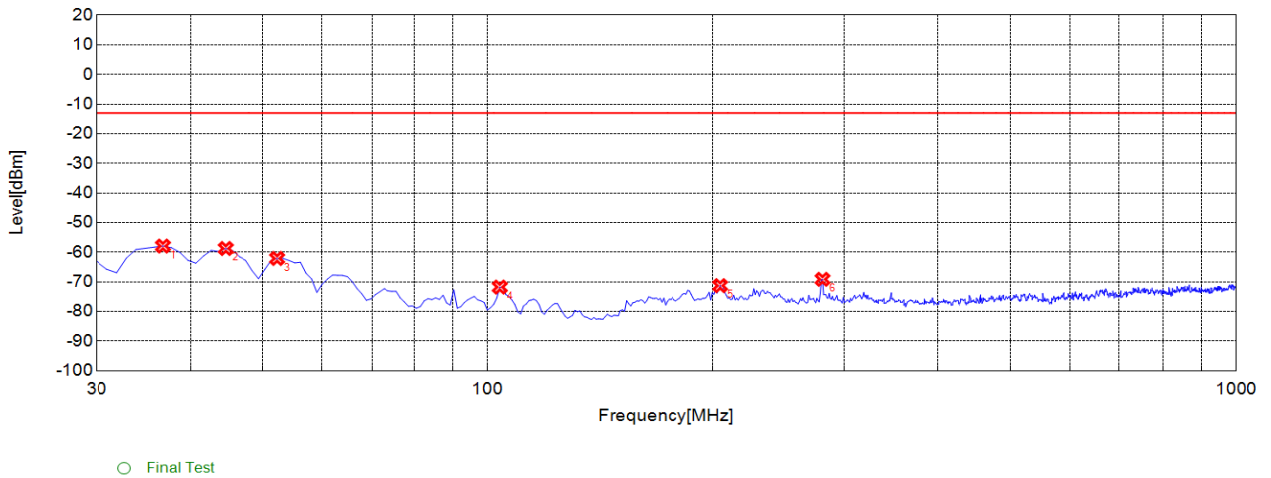
CA_4A-13A Low 4A_20M 13A_10M 1RB 1-18G V

Suspected List

NO.	Freq. [MHz]	Level [dBm]	Limit [dBm]	Margin [dB]	Factor [dB]	Path [dB]	Air [dB]	Angle [°]	EUT Pol.	Ant. Pol.
1	1560.5610	-62.9	-13.00	49.90	-10.04	-45.71	35.67	69	Z	Vertical
2	1712.7130	-25.05	-13.00	12.05	-9.37	-46.33	36.96	286	Z	Vertical
3	2347.3470	-60.47	-13.00	47.47	-8.43	-46.55	38.12	148	Z	Vertical
4	3108.1080	-58.48	-13.00	45.48	-8.62	-47.20	38.58	349	Z	Vertical
5	3444.4440	-60.67	-13.00	47.67	-9.50	-47.53	38.03	117	Z	Vertical
6	3882.8830	-56.85	-13.00	43.85	-7.54	-46.85	39.31	74	Z	Vertical
7	4675.6760	-55.91	-13.00	42.91	-4.34	-44.88	40.54	284	Z	Vertical
8	5162.1620	-54.78	-13.00	41.78	-2.48	-43.66	41.18	215	Z	Vertical
9	5456.4560	-56.99	-13.00	43.99	-2.47	-42.95	40.48	252	Z	Vertical
10	6333.3330	-53.87	-13.00	40.87	-0.11	-42.43	42.32	287	Z	Vertical
11	6873.8740	-51.99	-13.00	38.99	2.79	-40.68	43.47	330	Z	Vertical
12	7054.0540	-50.59	-13.00	37.59	4.56	-39.91	44.47	250	Z	Vertical
13	7792.7930	-50.97	-13.00	37.97	6.29	-38.21	44.50	50	Z	Vertical
14	8597.5980	-49.96	-13.00	36.96	7.46	-38.53	45.99	186	Z	Vertical
15	10315.3150	-55.74	-13.00	42.74	12.44	-36.29	48.73	228	Z	Vertical
16	12045.0450	-53.23	-13.00	40.23	17.61	-31.25	48.86	189	Z	Vertical
17	13774.7750	-51.66	-13.00	38.66	21.20	-28.34	49.54	101	Z	Vertical
18	15495.4950	-51.46	-13.00	38.46	19.86	-28.90	48.76	48	Z	Vertical
19	17198.1980	-47.91	-13.00	34.91	23.64	-27.23	50.87	172	Z	Vertical



Test Graph



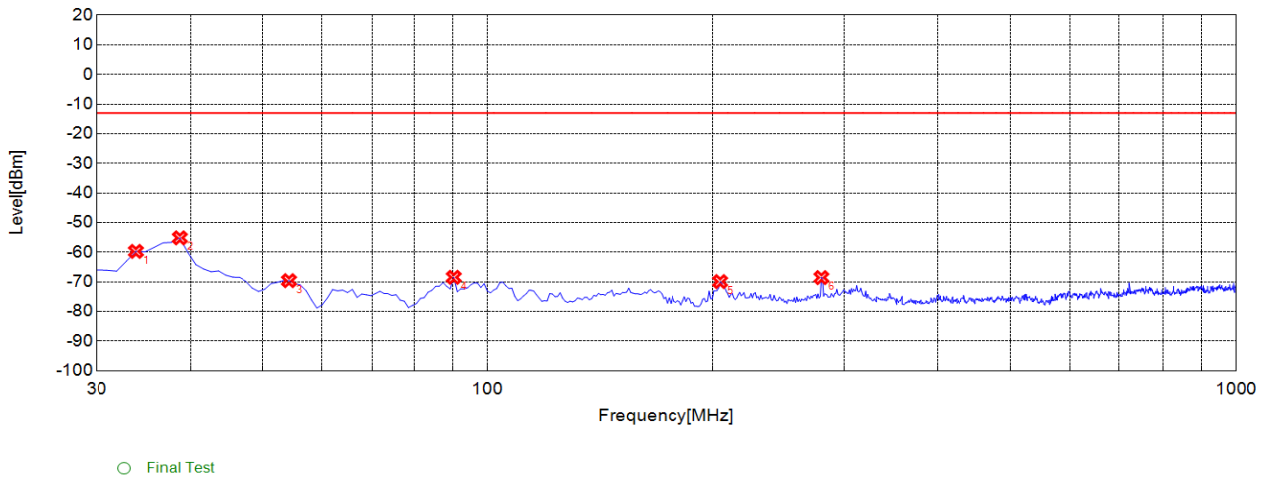
CA_4A-13A Low 4A_20M 13A_10M 1RB 30M-1G H

Suspected List

NO.	Freq. [MHz]	Level [dBm]	Limit [dBm]	Margin [dB]	Factor [dB]	Path [dB]	Air [dB]	Angle [°]	EUT Pol.	Ant. Pol.
1	36.7970	-57.93	-13.00	44.93	-8.51	-39.57	31.06	338	Z	Horizontal
2	44.5650	-58.75	-13.00	45.75	-7.03	-39.50	32.47	25	Z	Horizontal
3	52.3320	-62.11	-13.00	49.11	-7.93	-39.47	31.54	190	Z	Horizontal
4	103.7940	-71.78	-13.00	58.78	-17.50	-38.70	21.20	262	Z	Horizontal
5	204.7750	-71.29	-13.00	58.29	-14.51	-37.71	23.20	219	Z	Horizontal
6	280.5110	-69.15	-13.00	56.15	-12.02	-37.03	25.01	239	Z	Horizontal



Test Graph

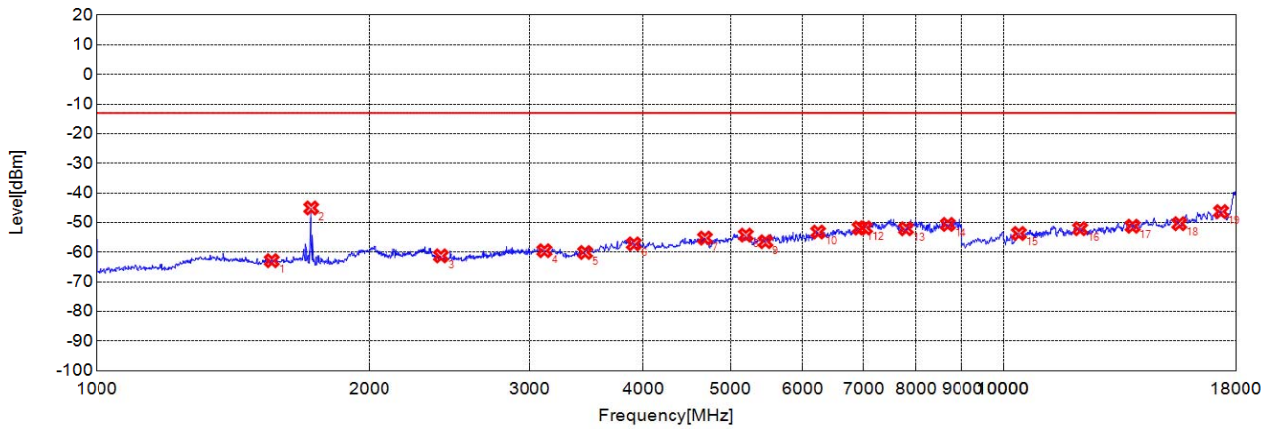


CA_4A-13A Low 4A_20M 13A_10M 1RB 30M-1G V

Suspected List										
NO.	Freq. [MHz]	Level [dBm]	Limit [dBm]	Margin [dB]	Factor [dB]	Path [dB]	Air [dB]	Angle [°]	EUT Pol.	Ant. Pol.
1	33.8840	-59.73	-13.00	46.73	-16.76	-39.59	22.83	17	Z	Vertical
2	38.7390	-55.16	-13.00	42.16	-16.41	-39.55	23.14	196	Z	Vertical
3	54.2740	-69.61	-13.00	56.61	-16.54	-39.47	22.93	105	Z	Vertical
4	90.2000	-68.47	-13.00	55.47	-16.50	-38.71	22.21	298	Z	Vertical
5	204.7750	-69.93	-13.00	56.93	-16.40	-37.71	21.31	190	Z	Vertical
6	279.5400	-68.57	-13.00	55.57	-12.54	-37.04	24.50	241	Z	Vertical



Test Graph



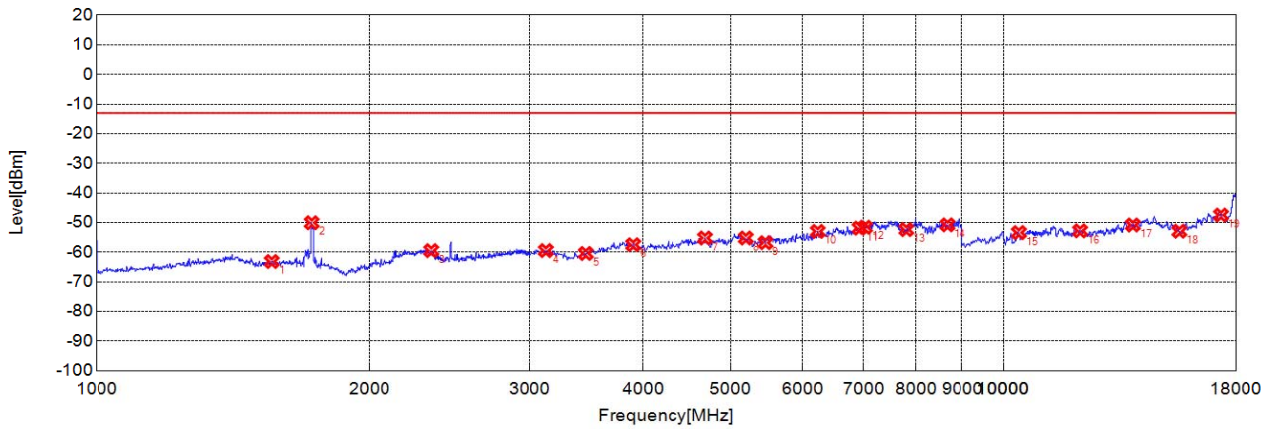
○ Final Test

CA_4A-13A Mid 4A_20M 13A_10M 1RB 1-18G H

Suspected List

NO.	Freq. [MHz]	Level [dBm]	Limit [dBm]	Margin [dB]	Factor [dB]	Path [dB]	Air [dB]	Angle [°]	EUT Pol.	Ant. Pol.
1	1560.5610	-62.86	-13.00	49.86	-9.29	-45.71	36.42	148	Z	Horizontal
2	1724.7250	-45.07	-13.00	32.07	-8.36	-46.31	37.95	116	Z	NA
3	2399.3990	-61.25	-13.00	48.25	-10.19	-47.45	37.26	60	Z	Horizontal
4	3120.1200	-59.5	-13.00	46.50	-8.36	-47.39	39.03	241	Z	Horizontal
5	3456.4560	-60.09	-13.00	47.09	-8.79	-47.51	38.72	318	Z	Horizontal
6	3906.9070	-57.19	-13.00	44.19	-7.00	-46.81	39.81	122	Z	Horizontal
7	4687.6880	-55.23	-13.00	42.23	-3.98	-44.80	40.82	61	Z	Horizontal
8	5198.1980	-54.23	-13.00	41.23	-2.01	-43.17	41.16	16	Z	Horizontal
9	5462.4620	-56.46	-13.00	43.46	-2.15	-42.93	40.78	10	Z	Horizontal
10	6243.2430	-53.2	-13.00	40.20	-0.04	-41.89	41.85	256	Z	Horizontal
11	6933.9340	-51.86	-13.00	38.86	3.20	-40.47	43.67	61	Z	Horizontal
12	7030.0300	-51.8	-13.00	38.80	4.52	-39.88	44.40	148	Z	Horizontal
13	7798.7990	-52.1	-13.00	39.10	6.33	-38.26	44.59	113	Z	Horizontal
14	8669.6700	-50.63	-13.00	37.63	7.65	-38.83	46.48	241	Z	Horizontal
15	10396.3960	-53.68	-13.00	40.68	15.09	-34.43	49.52	179	Z	Horizontal
16	12126.1260	-52.07	-13.00	39.07	17.93	-31.52	49.45	255	Z	Horizontal
17	13873.8740	-51.24	-13.00	38.24	21.37	-28.33	49.70	296	Z	Horizontal
18	15603.6040	-50.38	-13.00	37.38	21.18	-29.12	50.30	289	Z	Horizontal
19	17333.3330	-46.29	-13.00	33.29	24.10	-27.30	51.40	173	Z	Horizontal

Test Graph



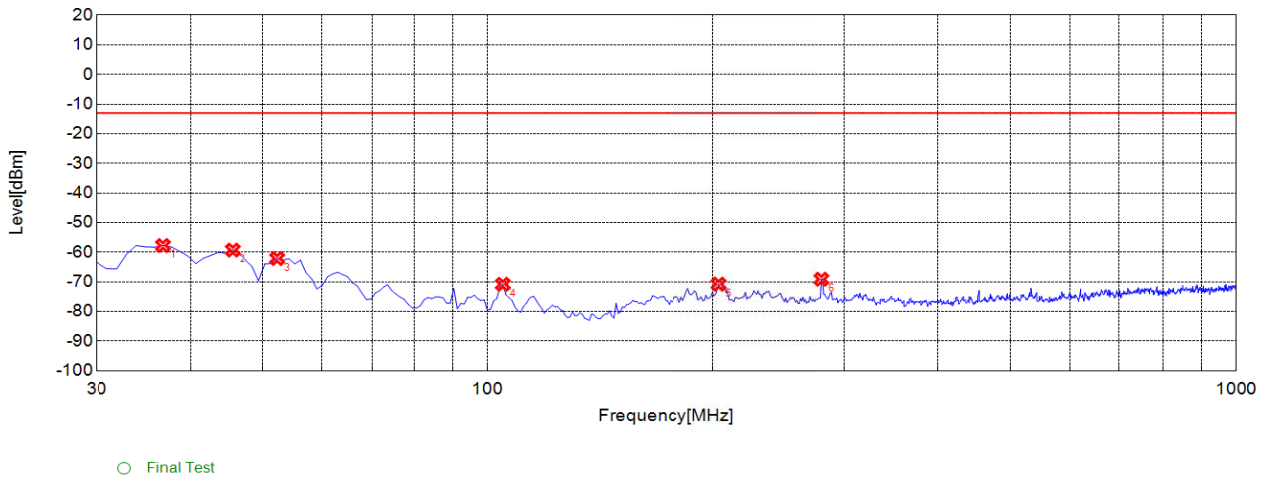
○ Final Test

CA_4A-13A Mid 4A_20M 13A_10M 1RB 1-18G V

Suspected List

NO.	Freq. [MHz]	Level [dBm]	Limit [dBm]	Margin [dB]	Factor [dB]	Path [dB]	Air [dB]	Angle [°]	EUT Pol.	Ant. Pol.
1	1560.5610	-63.15	-13.00	50.15	-10.04	-45.71	35.67	305	Z	Vertical
2	1726.7270	-50.06	-13.00	37.06	-9.34	-46.31	36.97	24	Z	Vertical
3	2341.3410	-59.46	-13.00	46.46	-8.27	-46.51	38.24	343	Z	Vertical
4	3132.1320	-59.45	-13.00	46.45	-8.97	-47.57	38.60	277	Z	Vertical
5	3462.4620	-60.42	-13.00	47.42	-9.29	-47.49	38.20	134	Z	Vertical
6	3900.9010	-57.47	-13.00	44.47	-7.37	-46.73	39.36	297	Z	Vertical
7	4687.6880	-55.2	-13.00	42.20	-4.19	-44.80	40.61	150	Z	Vertical
8	5198.1980	-55.21	-13.00	42.21	-2.30	-43.17	40.87	108	Z	Vertical
9	5462.4620	-56.79	-13.00	43.79	-2.45	-42.93	40.48	158	Z	Vertical
10	6237.2370	-52.98	-13.00	39.98	-0.34	-41.95	41.61	328	Z	Vertical
11	6933.9340	-51.89	-13.00	38.89	3.25	-40.47	43.72	317	Z	Vertical
12	7030.0300	-51.57	-13.00	38.57	4.38	-39.88	44.26	170	Z	Vertical
13	7804.8050	-52.36	-13.00	39.36	6.30	-38.20	44.50	68	Z	Vertical
14	8663.6640	-50.78	-13.00	37.78	7.53	-38.86	46.39	135	Z	Vertical
15	10396.3960	-53.39	-13.00	40.39	15.17	-34.43	49.60	73	Z	Vertical
16	12126.1260	-52.79	-13.00	39.79	17.25	-31.52	48.77	293	Z	Vertical
17	13882.8830	-50.82	-13.00	37.82	21.49	-28.28	49.77	268	Z	Vertical
18	15603.6040	-52.92	-13.00	39.92	18.49	-29.12	47.61	54	Z	Vertical
19	17324.3240	-47.47	-13.00	34.47	23.06	-27.47	50.53	33	Z	Vertical

Test Graph

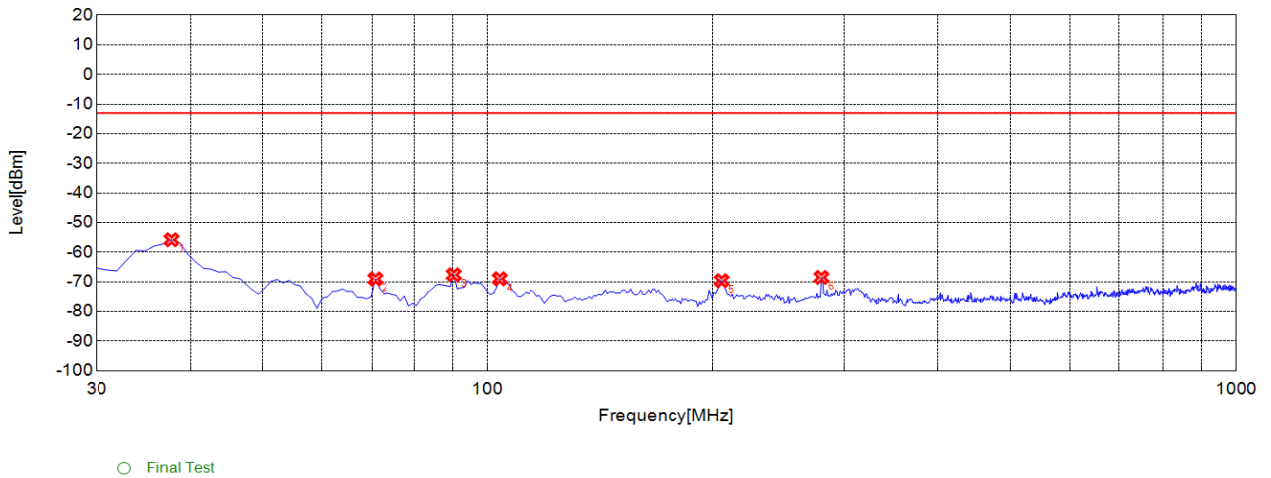


CA_4A-13A Mid 4A_20M 13A_10M 1RB 30M-1G H

Suspected List

NO.	Freq. [MHz]	Level [dBm]	Limit [dBm]	Margin [dB]	Factor [dB]	Path [dB]	Air [dB]	Angle [°]	EUT Pol.	Ant. Pol.
1	36.7970	-57.75	-13.00	44.75	-8.51	-39.57	31.06	70	Z	Horizontal
2	45.5360	-59.28	-13.00	46.28	-7.04	-39.50	32.46	264	Z	Horizontal
3	52.3320	-62.13	-13.00	49.13	-7.93	-39.47	31.54	29	Z	Horizontal
4	104.7650	-70.82	-13.00	57.82	-17.53	-38.70	21.17	238	Z	Horizontal
5	203.8040	-70.79	-13.00	57.79	-14.59	-37.73	23.14	236	Z	Horizontal
6	279.5400	-69.12	-13.00	56.12	-12.04	-37.04	25.00	155	Z	Horizontal

Test Graph

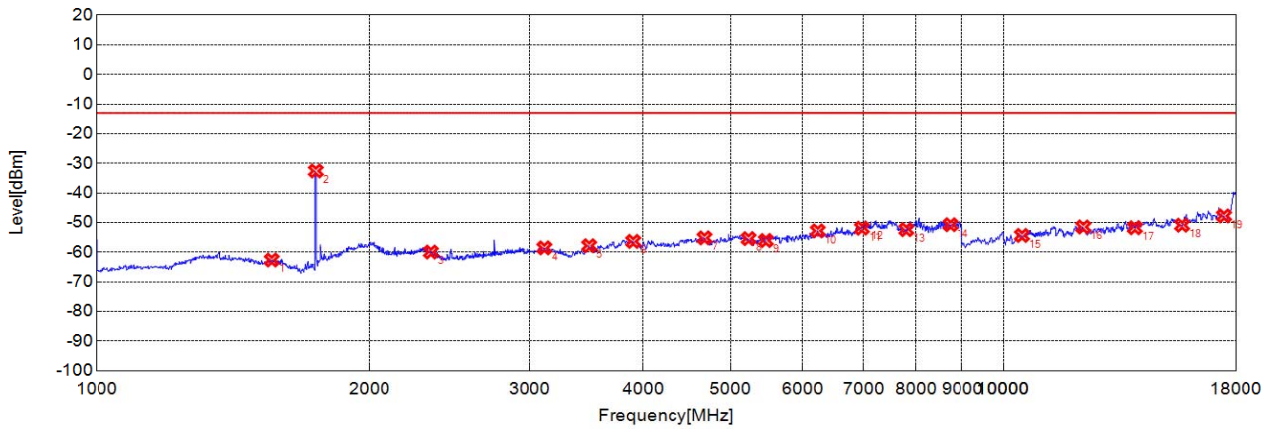


CA_4A-13A Mid 4A_20M 13A_10M 1RB 30M-1G V

Suspected List										
NO.	Freq. [MHz]	Level [dBm]	Limit [dBm]	Margin [dB]	Factor [dB]	Path [dB]	Air [dB]	Angle [°]	EUT Pol.	Ant. Pol.
1	37.7680	-55.79	-13.00	42.79	-16.48	-39.56	23.08	129	Z	Vertical
2	70.7810	-69.05	-13.00	56.05	-18.39	-39.48	21.09	87	Z	Vertical
3	90.2000	-67.62	-13.00	54.62	-16.50	-38.71	22.21	356	Z	Vertical
4	103.7940	-68.99	-13.00	55.99	-13.84	-38.70	24.86	239	Z	Vertical
5	205.7460	-69.63	-13.00	56.63	-16.44	-37.68	21.24	144	Z	Vertical
6	279.5400	-68.52	-13.00	55.52	-12.54	-37.04	24.50	153	Z	Vertical



Test Graph



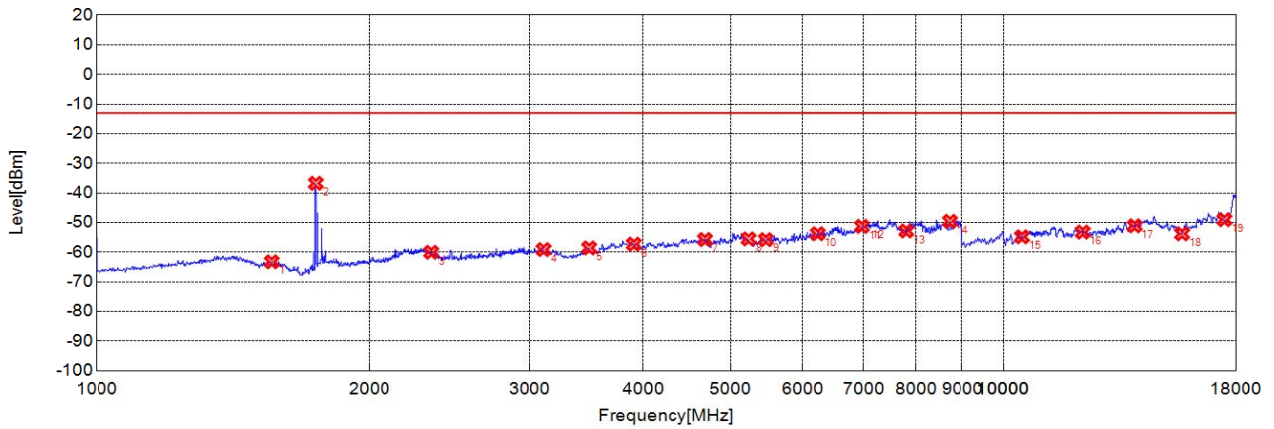
○ Final Test

CA_4A-13A High 4A_20M 13A_10M 1RB 1-18G H

Suspected List

NO.	Freq. [MHz]	Level [dBm]	Limit [dBm]	Margin [dB]	Factor [dB]	Path [dB]	Air [dB]	Angle [°]	EUT Pol.	Ant. Pol.
1	1560.5610	-62.64	-13.00	49.64	-9.29	-45.71	36.42	133	Z	Horizontal
2	1744.7450	-32.58	-13.00	19.58	-8.29	-46.27	37.98	358	Z	NA
3	2339.3390	-59.95	-13.00	46.95	-8.00	-46.50	38.50	12	Z	Horizontal
4	3120.1200	-58.55	-13.00	45.55	-8.36	-47.39	39.03	32	Z	Horizontal
5	3492.4920	-57.81	-13.00	44.81	-8.41	-47.39	38.98	305	Z	Horizontal
6	3900.9010	-56.36	-13.00	43.36	-6.91	-46.73	39.82	246	Z	Horizontal
7	4681.6820	-55.18	-13.00	42.18	-4.05	-44.84	40.79	195	Z	Horizontal
8	5234.2340	-55.41	-13.00	42.41	-2.52	-43.39	40.87	273	Z	Horizontal
9	5468.4680	-56.06	-13.00	43.06	-2.13	-42.90	40.77	276	Z	Horizontal
10	6237.2370	-52.81	-13.00	39.81	-0.14	-41.95	41.81	222	Z	Horizontal
11	6975.9760	-51.9	-13.00	38.90	3.85	-40.18	44.03	138	Z	Horizontal
12	7024.0240	-51.46	-13.00	38.46	4.49	-39.87	44.36	209	Z	Horizontal
13	7804.8050	-52.38	-13.00	39.38	6.42	-38.20	44.62	128	Z	Horizontal
14	8729.7300	-50.73	-13.00	37.73	7.67	-39.03	46.70	215	Z	Horizontal
15	10477.4770	-54.34	-13.00	41.34	12.63	-36.32	48.95	172	Z	Horizontal
16	12225.2250	-51.49	-13.00	38.49	18.20	-31.05	49.25	360	Z	Horizontal
17	13954.9550	-51.75	-13.00	38.75	20.92	-28.63	49.55	194	Z	Horizontal
18	15711.7120	-50.88	-13.00	37.88	21.16	-29.76	50.92	137	Z	Horizontal
19	17459.4590	-47.76	-13.00	34.76	23.86	-27.15	51.01	49	Z	Horizontal

Test Graph



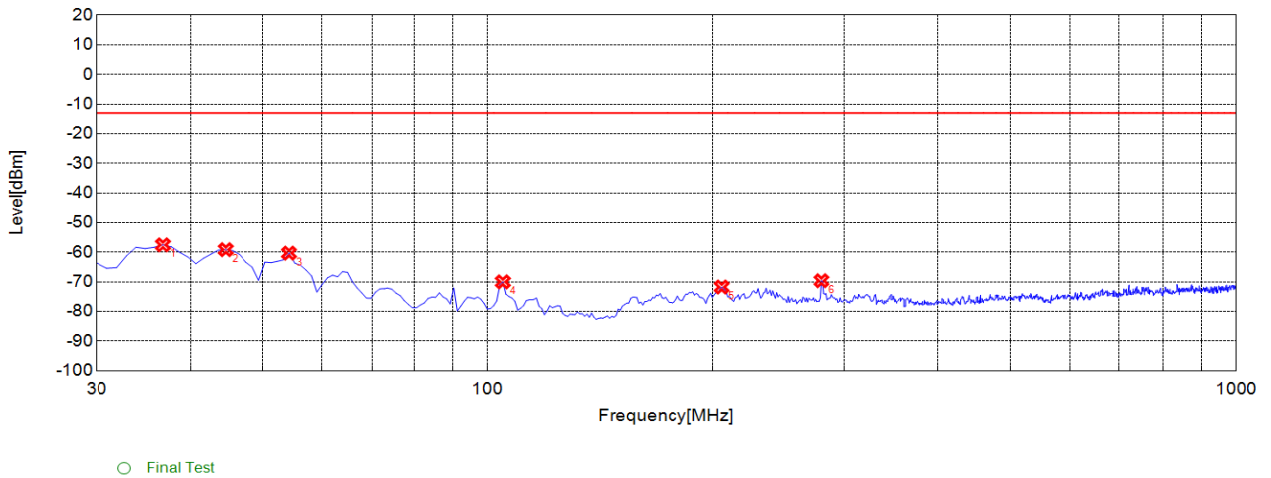
○ Final Test

CA_4A-13A High 4A_20M 13A_10M 1RB 1-18G V

Suspected List

NO.	Freq. [MHz]	Level [dBm]	Limit [dBm]	Margin [dB]	Factor [dB]	Path [dB]	Air [dB]	Angle [°]	EUT Pol.	Ant. Pol.
1	1560.5610	-63.25	-13.00	50.25	-10.04	-45.71	35.67	148	Z	Vertical
2	1744.7450	-36.74	-13.00	23.74	-9.27	-46.27	37.00	77	Z	NA
3	2341.3410	-60.02	-13.00	47.02	-8.27	-46.51	38.24	175	Z	Vertical
4	3114.1140	-59.12	-13.00	46.12	-8.71	-47.29	38.58	105	Z	Vertical
5	3492.4920	-58.56	-13.00	45.56	-8.89	-47.39	38.50	254	Z	Vertical
6	3906.9070	-57.29	-13.00	44.29	-7.46	-46.81	39.35	185	Z	Vertical
7	4687.6880	-55.74	-13.00	42.74	-4.19	-44.80	40.61	64	Z	Vertical
8	5234.2340	-55.52	-13.00	42.52	-2.84	-43.39	40.55	105	Z	Vertical
9	5468.4680	-55.77	-13.00	42.77	-2.42	-42.90	40.48	272	Z	Vertical
10	6237.2370	-53.76	-13.00	40.76	-0.34	-41.95	41.61	235	Z	Vertical
11	6975.9760	-51.3	-13.00	38.30	3.71	-40.18	43.89	305	Z	Vertical
12	7030.0300	-51.27	-13.00	38.27	4.38	-39.88	44.26	17	Z	Vertical
13	7804.8050	-52.84	-13.00	39.84	6.30	-38.20	44.50	199	Z	Vertical
14	8717.7180	-49.59	-13.00	36.59	7.65	-38.89	46.54	89	Z	Vertical
15	10477.4770	-54.81	-13.00	41.81	12.55	-36.32	48.87	269	Z	Vertical
16	12207.2070	-53.23	-13.00	40.23	17.43	-31.44	48.87	342	Z	Vertical
17	13945.9460	-51.09	-13.00	38.09	21.08	-28.63	49.71	297	Z	Vertical
18	15711.7120	-53.79	-13.00	40.79	18.55	-29.76	48.31	257	Z	Vertical
19	17477.4770	-49.03	-13.00	36.03	22.89	-27.26	50.15	225	Z	Vertical

Test Graph

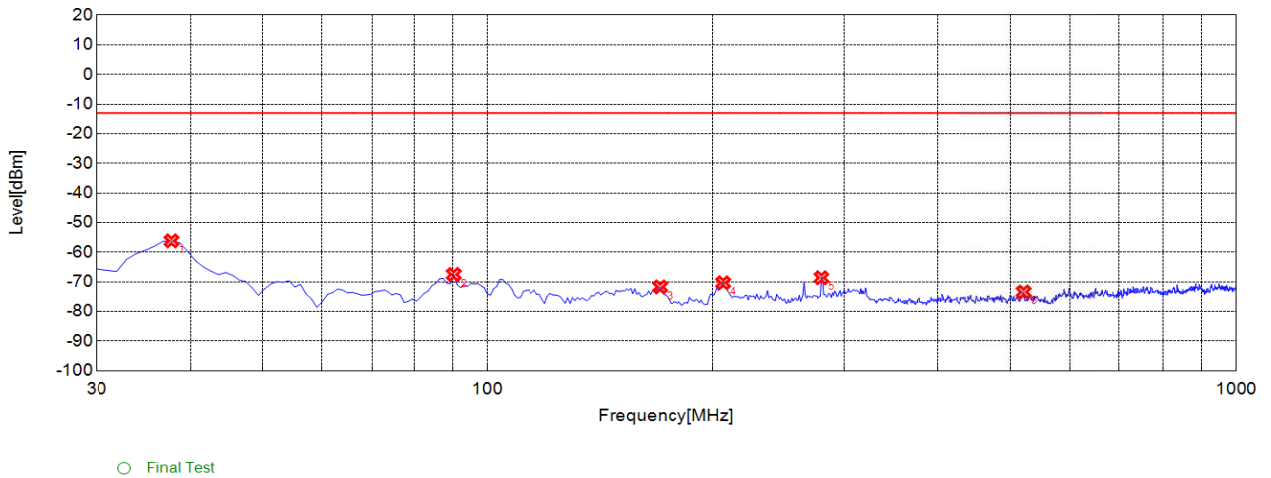


CA_4A-13A High 4A_20M 13A_10M 1RB 30M-1G H

Suspected List

NO.	Freq. [MHz]	Level [dBm]	Limit [dBm]	Margin [dB]	Factor [dB]	Path [dB]	Air [dB]	Angle [°]	EUT Pol.	Ant. Pol.
1	36.7970	-57.51	-13.00	44.51	-8.51	-39.57	31.06	78	Z	Horizontal
2	44.5650	-59.14	-13.00	46.14	-7.03	-39.50	32.47	150	Z	Horizontal
3	54.2740	-60.31	-13.00	47.31	-8.69	-39.47	30.78	49	Z	Horizontal
4	104.7650	-70.02	-13.00	57.02	-17.53	-38.70	21.17	260	Z	Horizontal
5	205.7460	-71.76	-13.00	58.76	-14.42	-37.68	23.26	329	Z	Horizontal
6	279.5400	-69.63	-13.00	56.63	-12.04	-37.04	25.00	315	Z	Horizontal

Test Graph



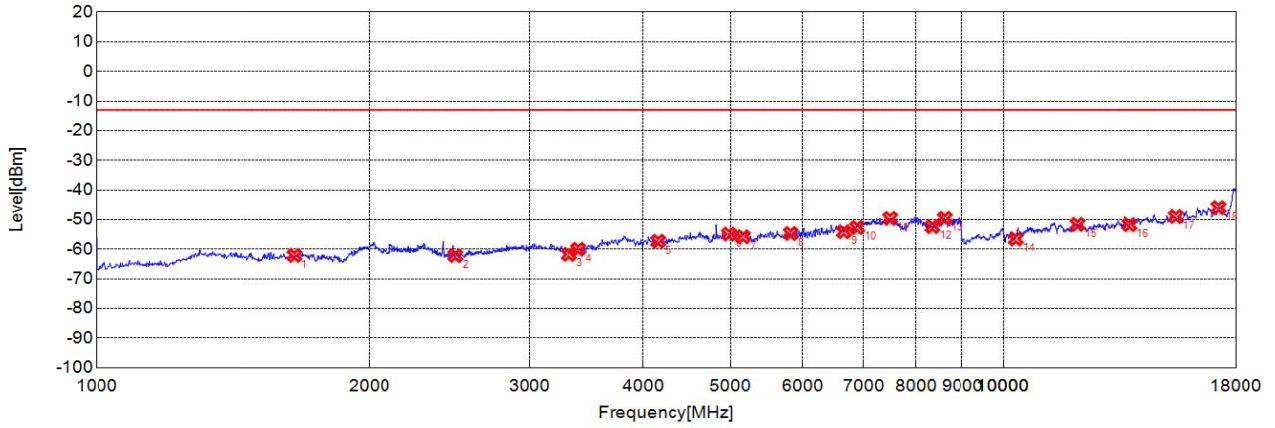
CA_4A-13A High 4A_20M 13A_10M 1RB 30M-1G V

Suspected List										
NO.	Freq. [MHz]	Level [dBm]	Limit [dBm]	Margin [dB]	Factor [dB]	Path [dB]	Air [dB]	Angle [°]	EUT Pol.	Ant. Pol.
1	37.7680	-56.17	-13.00	43.17	-16.48	-39.56	23.08	157	Z	Vertical
2	90.2000	-67.52	-13.00	54.52	-16.50	-38.71	22.21	69	Z	Vertical
3	169.8200	-71.72	-13.00	58.72	-17.13	-38.12	20.99	287	Z	Vertical
4	206.7170	-70.33	-13.00	57.33	-16.50	-37.66	21.16	345	Z	Vertical
5	279.5400	-68.63	-13.00	55.63	-12.54	-37.04	24.50	322	Z	Vertical
6	521.3110	-73.45	-13.00	60.45	-6.93	-35.08	28.15	246	Z	Vertical



5A_66A

Test Graph



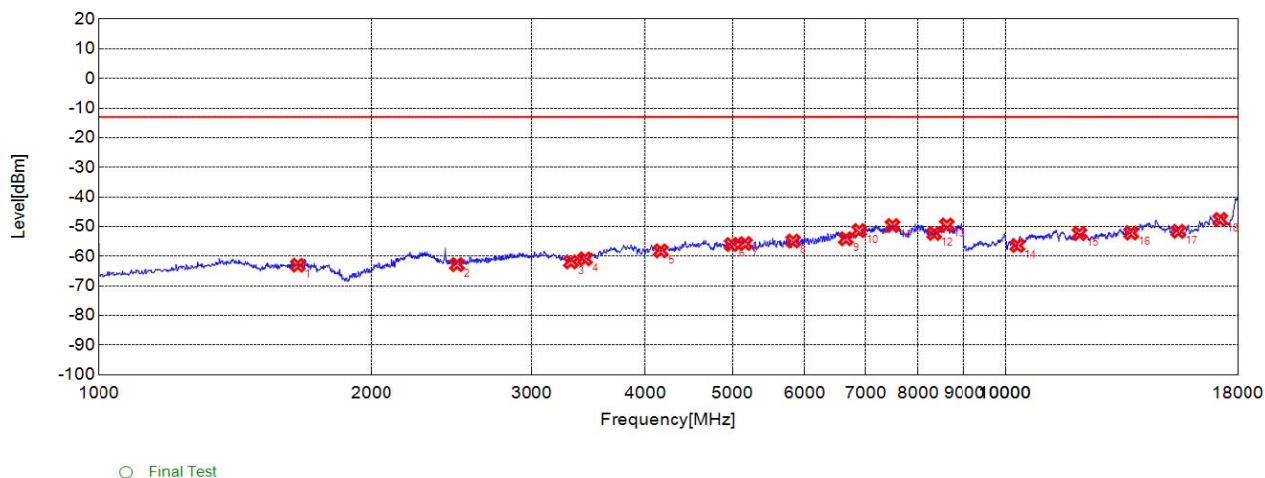
○ Final Test

CA_5A-66A Low 5A_10M 66A_20M 1RB 1-18G H

Suspected List

NO.	Freq. [MHz]	Level [dBm]	Limit [dBm]	Margin [dB]	Factor [dB]	Path [dB]	Air [dB]	Angle [°]	EUT Pol.	Ant. Pol.
1	1652.6530	-62.12	-13.00	49.12	-8.94	-46.25	37.31	29	Z	Horizontal
2	2487.4870	-62.16	-13.00	49.16	-10.41	-47.16	36.75	305	Z	Horizontal
3	3318.3180	-61.76	-13.00	48.76	-10.01	-48.05	38.04	284	Z	Horizontal
4	3396.3960	-60.02	-13.00	47.02	-9.23	-47.53	38.30	13	Z	Horizontal
5	4153.1530	-57.32	-13.00	44.32	-7.28	-47.08	39.80	291	Z	Horizontal
6	4981.9820	-54.9	-13.00	41.90	-2.89	-44.20	41.31	138	Z	Horizontal
7	5162.1620	-55.81	-13.00	42.81	-2.36	-43.66	41.30	172	Z	Horizontal
8	5822.8230	-54.69	-13.00	41.69	-1.24	-42.62	41.38	66	Z	Horizontal
9	6663.6640	-54.1	-13.00	41.10	1.27	-41.82	43.09	115	Z	Horizontal
10	6891.8920	-52.66	-13.00	39.66	2.93	-40.41	43.34	42	Z	Horizontal
11	7492.4920	-49.6	-13.00	36.60	7.96	-38.19	46.15	357	Z	Horizontal
12	8339.3390	-52.37	-13.00	39.37	6.66	-38.27	44.93	58	Z	Horizontal
13	8603.6040	-49.57	-13.00	36.57	7.64	-38.55	46.19	41	Z	Horizontal
14	10315.3150	-56.56	-13.00	43.56	12.53	-36.29	48.82	113	Z	Horizontal
15	12045.0450	-51.62	-13.00	38.62	18.16	-31.25	49.41	164	Z	Horizontal
16	13765.7660	-51.73	-13.00	38.73	21.00	-28.67	49.67	104	Z	Horizontal
17	15468.4680	-48.96	-13.00	35.96	22.03	-28.83	50.86	282	Z	Horizontal
18	17216.2160	-45.99	-13.00	32.99	24.65	-27.05	51.70	117	Z	Horizontal

Test Graph



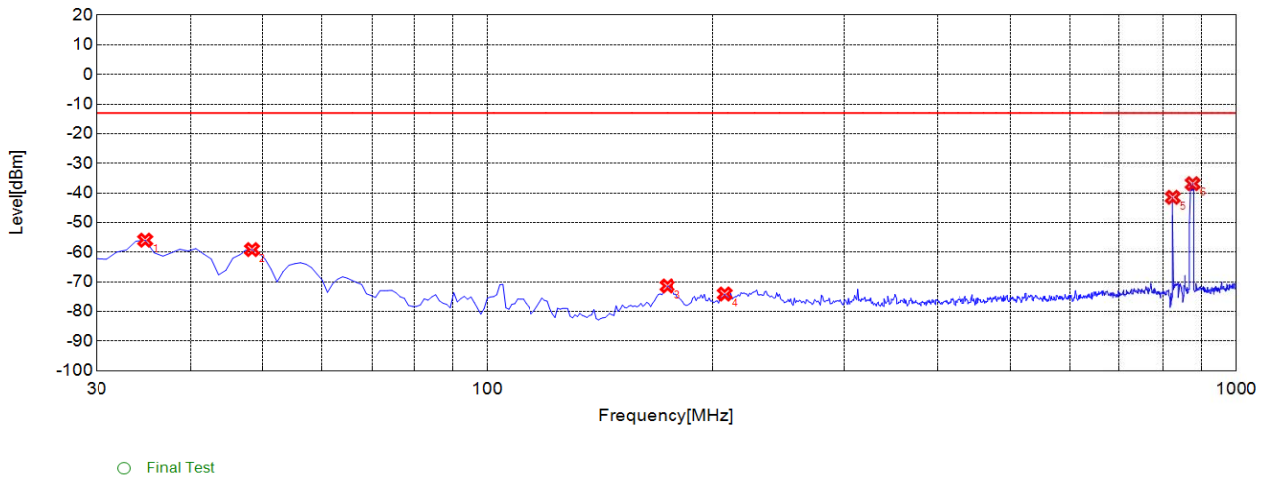
CA_5A-66A Low 5A_10M 66A_20M 1RB 1-18G V

Suspected List

NO.	Freq. [MHz]	Level [dBm]	Limit [dBm]	Margin [dB]	Factor [dB]	Path [dB]	Air [dB]	Angle [°]	EUT Pol.	Ant. Pol.
1	1658.6590	-63.02	-13.00	50.02	-9.76	-46.26	36.50	172	Z	Vertical
2	2485.4850	-62.83	-13.00	49.83	-10.54	-47.17	36.63	359	Z	Vertical
3	3318.3180	-61.92	-13.00	48.92	-10.56	-48.05	37.49	110	Z	Vertical
4	3438.4380	-60.9	-13.00	47.90	-9.55	-47.52	37.97	102	Z	Vertical
5	4159.1590	-58.19	-13.00	45.19	-7.48	-46.98	39.50	58	Z	Vertical
6	4987.9880	-56.06	-13.00	43.06	-3.32	-44.07	40.75	56	Z	Vertical
7	5162.1620	-55.73	-13.00	42.73	-2.48	-43.66	41.18	345	Z	Vertical
8	5828.8290	-54.87	-13.00	41.87	-1.51	-42.53	41.02	153	Z	Vertical
9	6663.6640	-54.11	-13.00	41.11	1.33	-41.82	43.15	225	Z	Vertical
10	6891.8920	-51.35	-13.00	38.35	3.14	-40.41	43.55	71	Z	Vertical
11	7498.4980	-49.65	-13.00	36.65	7.68	-38.10	45.78	187	Z	Vertical
12	8333.3330	-52.33	-13.00	39.33	6.51	-38.24	44.75	270	Z	Vertical
13	8603.6040	-49.48	-13.00	36.48	7.48	-38.55	46.03	94	Z	Vertical
14	10306.3060	-56.4	-13.00	43.40	12.21	-36.42	48.63	161	Z	Vertical
15	12045.0450	-52.35	-13.00	39.35	17.61	-31.25	48.86	158	Z	Vertical
16	13756.7570	-52.17	-13.00	39.17	20.56	-29.00	49.56	183	Z	Vertical
17	15486.4860	-51.61	-13.00	38.61	19.88	-28.88	48.76	5	Z	Vertical
18	17207.2070	-47.61	-13.00	34.61	23.72	-27.14	50.86	76	Z	Vertical



Test Graph



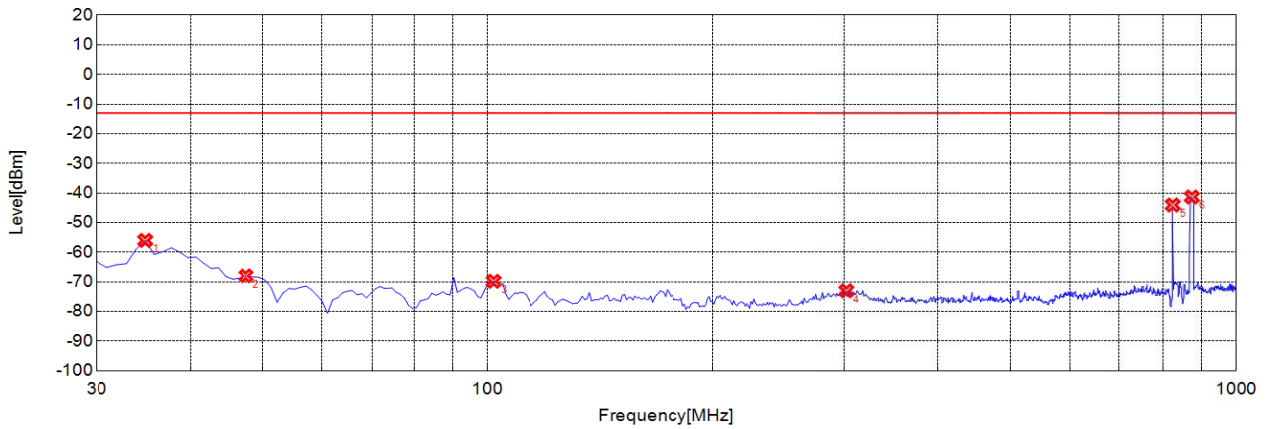
CA_5A-66A Low0 5A_10M 66A_20M 1RB 30M-1G H

Suspected List

NO.	Freq. [MHz]	Level [dBm]	Limit [dBm]	Margin [dB]	Factor [dB]	Path [dB]	Air [dB]	Angle [°]	EUT Pol.	Ant. Pol.
1	34.8550	-55.94	-13.00	42.94	-9.37	-39.58	30.21	331	Z	Horizontal
2	48.4480	-59.12	-13.00	46.12	-7.02	-39.47	32.45	293	Z	Horizontal
3	173.7040	-71.39	-13.00	58.39	-18.04	-38.12	20.08	201	Z	Horizontal
4	207.6880	-74.12	-13.00	61.12	-14.25	-37.63	23.38	120	Z	Horizontal
5	824.2540	-41.48	-13.00	28.48	-3.01	-34.17	31.16	26	Z	NA
6	875.7160	-36.88	-13.00	23.88	-2.17	-34.03	31.86	178	Z	NA



Test Graph



○ Final Test

CA_5A-66A Low 5A_10M 66A_20M 1RB 30M-1G V

Suspected List

NO.	Freq. [MHz]	Level [dBm]	Limit [dBm]	Margin [dB]	Factor [dB]	Path [dB]	Air [dB]	Angle [°]	EUT Pol.	Ant. Pol.
1	34.8550	-56.02	-13.00	43.02	-16.68	-39.58	22.90	173	Z	Vertical
2	47.4770	-68	-13.00	55.00	-15.49	-39.48	23.99	157	Z	Vertical
3	101.8520	-69.83	-13.00	56.83	-13.11	-38.70	25.59	3	Z	Vertical
4	301.8720	-73.03	-13.00	60.03	-11.97	-36.96	24.99	105	Z	Vertical
5	824.2540	-44.08	-13.00	31.08	-2.81	-34.17	31.36	166	Z	NA
6	873.7740	-41.37	-13.00	28.37	-2.00	-34.03	32.03	183	Z	NA