



REPORT No. : SZ22070205S02

Annex C Plots of RF System Check

System Check_835MHz_HAC_RF_E

Communication System: UID 0, CW (0); Frequency: 835 MHz;Duty Cycle: 1:1

Medium: Air Medium parameters used: $\sigma = 0 \text{ S/m}$, $\epsilon_r = 1$; $\rho = 0 \text{ kg/m}^3$

Ambient Temperature : 23.2 °C;

DASY5 Configuration:

- Probe: ER3DV6 - SN2434; ConvF(1, 1, 1); Calibrated: 2021.03.04;
- Sensor-Surface: (Fix Surface), Sensor-Surface: 0mm (Fix Surface)
- Electronics: DAE4 Sn480; Calibrated: 2018.10.29
- Phantom: HAC Test Arch with AMCC; Type: SD HAC P01 BA;
- Measurement SW: DASY52, Version 52.8 (8); SEMCAD X Version 14.6.10 (7331)

Hearing Aid Compatibility Test (81x401x1): Interpolated grid: dx=0.5000 mm, dy=0.5000 mm

Maximum value of Total (interpolated) = 120.78 V/m

Device Reference Point: 0, 0, -6.3 mm

Reference Value = 58.41 V/m; Power Drift = -0.13 dB

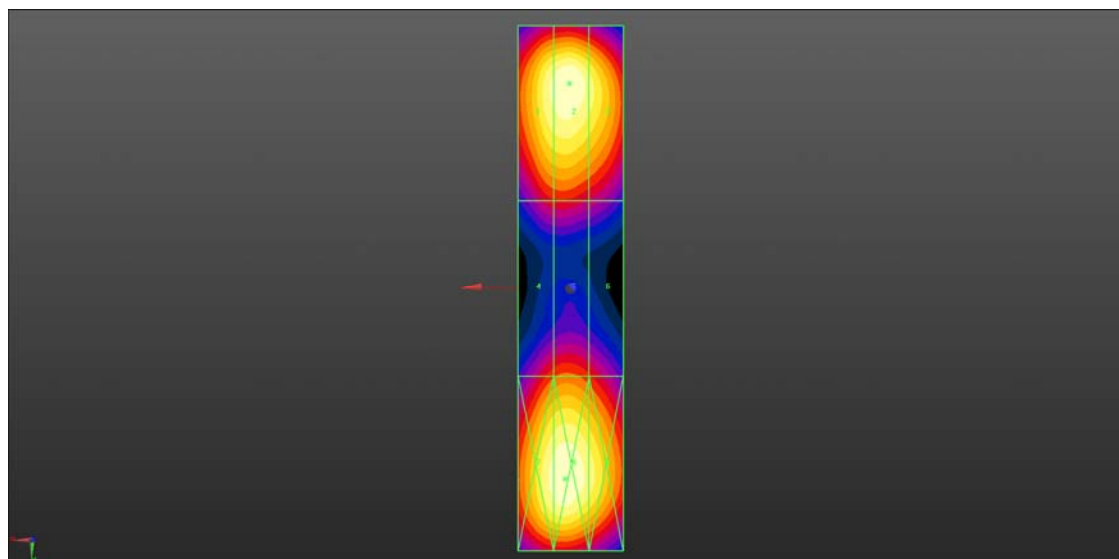
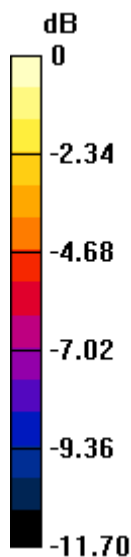
Applied MIF = 0.00 dB

RF audio interference level = 41.64 dBV/m

Emission category: M3

MIF scaled E-field

Grid 1 M3 41.13 dBV/m	Grid 2 M3 41.63 dBV/m	Grid 3 M3 40.63 dBV/m
Grid 4 M4 36.95 dBV/m	Grid 5 M4 37.92 dBV/m	Grid 6 M4 36.45 dBV/m
Grid 7 M3 41.32 dBV/m	Grid 8 M3 41.64 dBV/m	Grid 9 M3 40.55 dBV/m



0 dB = 120.78 V/m = 41.64 dBV/m

System Check_1880MHz_HAC_RF_E

Communication System: UID 0, CW (0); Frequency: 1880 MHz; Duty Cycle: 1:1

Medium: Air Medium parameters used: $\sigma = 0 \text{ S/m}$, $\epsilon_r = 1$; $\rho = 0 \text{ kg/m}^3$

Ambient Temperature : 23.2 °C;

DASY5 Configuration:

- Probe: ER3DV6 - SN2434; ConvF(1, 1, 1); Calibrated: 2021.03.04;
- Sensor-Surface: (Fix Surface), Sensor-Surface: 0mm (Fix Surface)
- Electronics: DAE4 Sn480; Calibrated: 2020.06.02
- Phantom: HAC Test Arch with AMCC; Type: SD HAC P01 BA;
- Measurement SW: DASY52, Version 52.8 (8); SEMCAD X Version 14.6.10 (7331)

Hearing Aid Compatibility Test (81x321x1): Interpolated grid: dx=0.5000 mm, dy=0.5000 mm

Maximum value of Total (interpolated) = 96.72 V/m

Device Reference Point: 0, 0, -6.3 mm

Reference Value = 73.68 V/m; Power Drift = -0.01 dB

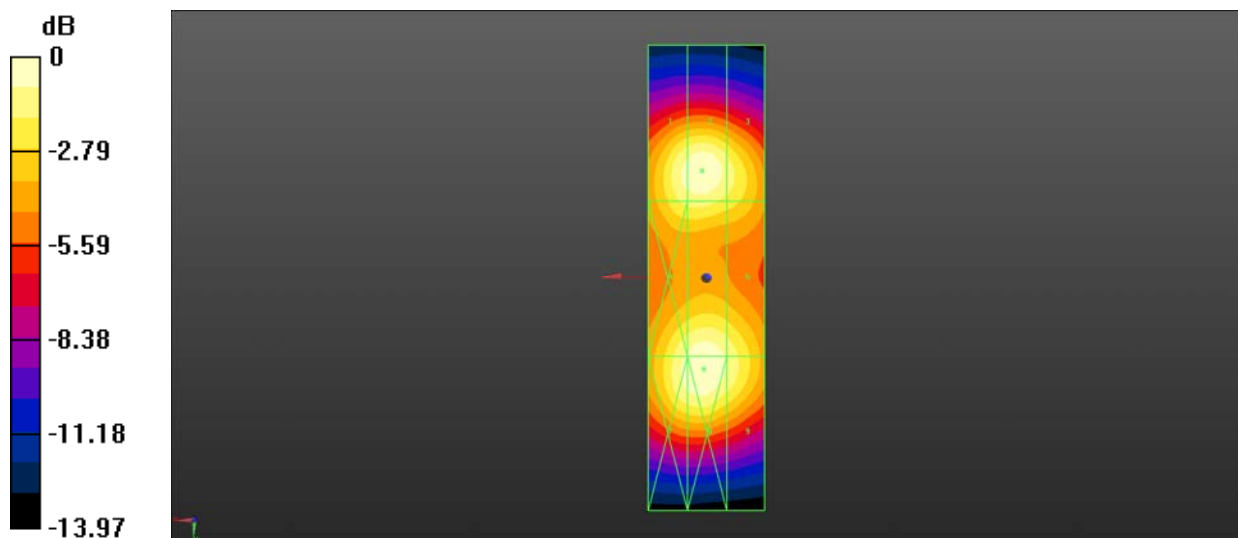
Applied MIF = 0.00 dB

RF audio interference level = 39.71 dBV/m

Emission category: M2

MIF scaled E-field

Grid 1 M2 39.25 dBV/m	Grid 2 M2 39.65 dBV/m	Grid 3 M2 38.55 dBV/m
Grid 4 M2 39.03 dBV/m	Grid 5 M2 39.56 dBV/m	Grid 6 M2 38.75 dBV/m
Grid 7 M2 39.31 dBV/m	Grid 8 M2 39.71 dBV/m	Grid 9 M2 38.86 dBV/m



0 dB = 96.72 V/m = 39.71 dBV/m